

Event: Mazda Freedom 75
Track: Lucas Oil Raceway
Report: Lap Report
Session: Race

Round 9
0.625 mile(s)
USF2000
May 23, 2015




Lap Data for Car 12 - Lerch, Augie (R)

Best Lap

Lap	Time	Speed	Session Time	Lap TOD	TL
0	No Time	*****	00:00:00	12:09:16	SF
0	00:46.4369	48.453	00:00:00	12:10:02	SF
0	00:32.8491	68.495	00:00:02	12:10:35	SF
1	00:25.2495	89.111	00:00:27	12:11:00	SF
2	00:24.2937	92.617	00:00:51	12:11:25	SF
3	00:24.0213	93.667	00:01:15	12:11:49	SF
4	00:23.6017	95.332	00:01:39	12:12:12	SF
5	00:23.6452	95.157	00:02:03	12:12:36	SF
6	00:23.8970	94.154	00:02:27	12:12:60	SF
7	00:23.6744	95.039	00:02:50	12:13:23	SF
8	00:23.7036	94.922	00:03:14	12:13:47	SF
9	00:23.9493	93.948	00:03:38	12:14:11	SF
10	00:23.9916	93.783	00:04:02	12:14:35	SF
11	00:23.8155	94.476	00:04:26	12:14:59	SF
12	00:23.7441	94.760	00:04:49	12:15:23	SF
13	00:23.9733	93.854	00:05:13	12:15:47	SF
14	00:24.1350	93.226	00:05:38	12:16:11	SF
15	00:24.2227	92.888	00:06:02	12:16:35	SF
16	00:23.9879	93.797	00:06:26	12:16:59	SF
17	00:24.0563	93.531	00:06:50	12:17:23	SF
18	00:23.9912	93.784	00:07:14	12:17:47	SF
19	00:23.9449	93.966	00:07:38	12:18:11	SF
20	00:23.7978	94.547	00:08:02	12:18:35	SF
21	00:23.7227	94.846	00:08:25	12:18:58	SF
22	00:23.9710	93.863	00:08:49	12:19:22	SF
23	00:23.9148	94.084	00:09:13	12:19:46	SF
24	00:24.0598	93.517	00:09:37	12:20:10	SF
25	00:24.1036	93.347	00:10:01	12:20:35	SF
26	00:24.2893	92.633	00:10:26	12:20:59	SF
27	00:24.2899	92.631	00:10:50	12:21:23	SF
28	00:23.9457	93.963	00:11:14	12:21:47	SF
29	00:24.2687	92.712	00:11:38	12:22:11	SF
30	00:23.8642	94.283	00:12:02	12:22:35	SF
31	00:24.0553	93.534	00:12:26	12:22:59	SF
32	00:24.0799	93.439	00:12:50	12:23:23	SF
33	00:24.4054	92.193	00:13:14	12:23:48	SF
34	00:24.3315	92.473	00:13:39	12:24:12	SF
35	00:23.9608	93.903	00:14:03	12:24:36	SF
36	00:24.0045	93.732	00:14:27	12:25:00	SF
37	00:23.8580	94.308	00:14:51	12:25:24	SF
38	00:23.7455	94.755	00:15:14	12:25:48	SF
39	00:23.8326	94.408	00:15:38	12:26:11	SF
40	00:23.8768	94.234	00:16:02	12:26:35	SF
41	00:23.8925	94.172	00:16:26	12:26:59	SF
42	00:23.7441	94.760	00:16:50	12:27:23	SF

Event: Mazda Freedom 75
Track: Lucas Oil Raceway
Report: Lap Report
Session: Race

Round 9
0.625 mile(s)

USF2000
May 23, 2015

Lap Data for Car 12 - Lerch, Augie (R)

Best Lap

Lap	Time	Speed	Session Time	Lap TOD	TL
43	00:23.8097	94.499	00:17:14	12:27:47	SF
44	00:23.9362	94.000	00:17:37	12:28:11	SF
45	00:24.0372	93.605	00:18:02	12:28:35	SF
46	00:25.3073	88.907	00:18:27	12:29:00	SF
47	00:24.0225	93.662	00:18:51	12:29:24	SF
48	00:24.2313	92.855	00:19:15	12:29:48	SF
49	00:24.0498	93.556	00:19:39	12:30:12	SF
50	00:23.7919	94.570	00:20:03	12:30:36	SF
51	00:23.6925	94.967	00:20:27	12:30:60	SF
52	00:23.7928	94.566	00:20:50	12:31:24	SF
53	00:23.6989	94.941	00:21:14	12:31:47	SF
54	00:23.7176	94.866	00:21:38	12:32:11	SF
55	00:23.6605	95.095	00:22:01	12:32:35	SF
56	00:23.5836	95.405	00:22:25	12:32:58	SF
57	00:23.9300	94.024	00:22:49	12:33:22	SF
58	00:24.4485	92.030	00:23:13	12:33:47	SF
59	00:24.0538	93.540	00:23:38	12:34:11	SF
60	00:23.7846	94.599	00:24:01	12:34:35	SF
61	00:23.7892	94.581	00:24:25	12:34:58	SF
62	00:23.8793	94.224	00:24:49	12:35:22	SF
63	00:23.8442	94.363	00:25:13	12:35:46	SF
64	00:23.9704	93.866	00:25:37	12:36:10	SF
65	00:23.9228	94.053	00:26:01	12:36:34	SF
66	00:23.8968	94.155	00:26:25	12:36:58	SF
67	00:24.0129	93.700	00:26:49	12:37:22	SF
68	00:23.6982	94.944	00:27:12	12:37:46	SF
69	00:23.6363	95.193	00:27:36	12:38:09	SF
70	00:23.9874	93.799	00:27:60	12:38:33	SF
71	00:24.2504	92.782	00:28:24	12:38:57	SF

Event: Mazda Freedom 75
Track: Lucas Oil Raceway
Report: Lap Report
Session: Race

Round 9
0.625 mile(s)
USF2000
May 23, 2015



Lap Data for Car 16 - Dayson, James

Best Lap

Lap	Time	Speed	Session Time	Lap TOD	TL
0	No Time	*****	00:00:00	12:09:010	SF
0	00:51.0712	44.056	00:00:00	12:10:01	SF
0	00:33.6277	66.909	00:00:01	12:10:34	SF
1	00:24.9786	90.077	00:00:26	12:10:59	SF
2	00:23.7361	94.792	00:00:50	12:11:23	SF
3	00:23.3742	96.260	00:01:13	12:11:47	SF
4	00:23.5104	95.702	00:01:37	12:12:10	SF
5	00:23.2252	96.878	00:02:00	12:12:33	SF
6	00:23.2847	96.630	00:02:23	12:12:57	SF
7	00:23.2575	96.743	00:02:47	12:13:20	SF
8	00:23.4372	96.001	00:03:10	12:13:43	SF
9	00:23.3747	96.258	00:03:33	12:14:07	SF
10	00:23.5253	95.642	00:03:57	12:14:30	SF
11	00:23.5097	95.705	00:04:20	12:14:54	SF
12	00:23.5815	95.414	00:04:44	12:15:17	SF
13	00:23.5459	95.558	00:05:08	12:15:41	SF
14	00:23.6178	95.267	00:05:31	12:16:04	SF
15	00:23.4178	96.081	00:05:55	12:16:28	SF
16	00:23.6581	95.105	00:06:18	12:16:51	SF
17	00:23.3262	96.458	00:06:42	12:17:15	SF
18	00:23.5448	95.563	00:07:05	12:17:38	SF
19	00:24.0133	93.698	00:07:29	12:18:02	SF
20	00:23.6816	95.010	00:07:53	12:18:26	SF
21	00:23.7986	94.543	00:08:17	12:18:50	SF
22	00:23.8252	94.438	00:08:40	12:19:14	SF
23	00:23.8089	94.502	00:09:04	12:19:37	SF
24	00:24.2244	92.882	00:09:28	12:20:02	SF
25	00:24.1485	93.173	00:09:53	12:20:26	SF
26	00:23.6907	94.974	00:10:16	12:20:50	SF
27	00:23.6961	94.952	00:10:40	12:21:13	SF
28	00:23.6959	94.953	00:11:04	12:21:37	SF
29	00:23.8229	94.447	00:11:28	12:22:01	SF
30	00:23.7928	94.566	00:11:51	12:22:25	SF
31	00:23.8896	94.183	00:12:15	12:22:48	SF
32	00:23.9607	93.904	00:12:39	12:23:12	SF
33	00:24.1817	93.046	00:13:03	12:23:37	SF
34	00:23.6747	95.038	00:13:27	12:24:00	SF
35	00:23.6912	94.972	00:13:51	12:24:24	SF
36	00:23.7822	94.609	00:14:15	12:24:48	SF
37	00:23.6018	95.332	00:14:38	12:25:11	SF
38	00:23.9100	94.103	00:15:02	12:25:35	SF
39	00:23.8301	94.418	00:15:26	12:25:59	SF
40	00:23.6249	95.238	00:15:49	12:26:23	SF
41	00:23.6159	95.275	00:16:13	12:26:46	SF
42	00:23.7349	94.797	00:16:37	12:27:10	SF
43	00:23.7893	94.580	00:17:01	12:27:34	SF

Event:	Mazda Freedom 75	Round 9
Track:	Lucas Oil Raceway	0.625 mile(s)
Report:	Lap Report	USF2000
Session:	Race	May 23, 2015



Lap Data for Car 16 - Dayson, James	Best Lap
-------------------------------------	-----------------

Lap	Time	Speed	Session Time	Lap TOD	TL
44	00:23.9976	93.759	00:17:25	12:27:58	SF

Event: Mazda Freedom 75
Track: Lucas Oil Raceway
Report: Lap Report
Session: Race

Round 9
0.625 mile(s)
USF2000
May 23, 2015




Lap Data for Car 2 - Jamin, Nico

Best Lap

Lap	Time	Speed	Session Time	Lap TOD	TL
0	No Time	*****	00:00:00	12:09:01	SF
0	00:52.2256	43.082	00:00:00	12:09:53	SF
0	00:40.5797	55.446	00:00:00	12:10:33	SF
1	00:22.9149	98.189	00:00:23	12:10:56	SF
2	00:22.0677	101.959	00:00:45	12:11:18	SF
3	00:22.3431	100.702	00:01:07	12:11:41	SF
4	00:22.2135	101.290	00:01:30	12:12:03	SF
5	00:22.2112	101.300	00:01:52	12:12:25	SF
6	00:22.2800	100.987	00:02:14	12:12:47	SF
7	00:22.2395	101.171	00:02:36	12:13:010	SF
8	00:22.3445	100.696	00:02:59	12:13:32	SF
9	00:22.2763	101.004	00:03:21	12:13:54	SF
10	00:22.3577	100.636	00:03:43	12:14:17	SF
11	00:22.2991	100.901	00:04:06	12:14:39	SF
12	00:22.6214	99.463	00:04:28	12:15:02	SF
13	00:22.4501	100.222	00:04:51	12:15:24	SF
14	00:22.6123	99.503	00:05:13	12:15:47	SF
15	00:22.5416	99.815	00:05:36	12:16:09	SF
16	00:22.6012	99.552	00:05:59	12:16:32	SF
17	00:22.4140	100.384	00:06:21	12:16:54	SF
18	00:22.4455	100.243	00:06:43	12:17:17	SF
19	00:22.4547	100.202	00:07:06	12:17:39	SF
20	00:22.9086	98.216	00:07:29	12:18:02	SF
21	00:22.3706	100.578	00:07:51	12:18:24	SF
22	00:22.4199	100.357	00:08:14	12:18:47	SF
23	00:22.4514	100.216	00:08:36	12:19:09	SF
24	00:22.3466	100.686	00:08:58	12:19:32	SF
25	00:22.3316	100.754	00:09:21	12:19:54	SF
26	00:22.4017	100.439	00:09:43	12:20:16	SF
27	00:22.4389	100.272	00:10:06	12:20:39	SF
28	00:22.5042	99.981	00:10:28	12:21:01	SF
29	00:23.0981	97.411	00:10:51	12:21:24	SF
30	00:23.2605	96.731	00:11:14	12:21:48	SF
31	00:23.1009	97.399	00:11:37	12:22:11	SF
32	00:22.7184	99.039	00:12:00	12:22:33	SF
33	00:22.9065	98.225	00:12:23	12:22:56	SF
34	00:22.4419	100.259	00:12:46	12:23:19	SF
35	00:22.5396	99.824	00:13:08	12:23:41	SF
36	00:22.4994	100.003	00:13:31	12:24:04	SF
37	00:22.4638	100.161	00:13:53	12:24:26	SF
38	00:22.5929	99.589	00:14:16	12:24:49	SF
39	00:22.9128	98.198	00:14:39	12:25:12	SF
40	00:22.9001	98.253	00:15:01	12:25:35	SF
41	00:22.5670	99.703	00:15:24	12:25:57	SF
42	00:22.3403	100.715	00:15:46	12:26:20	SF
43	00:22.6908	99.159	00:16:09	12:26:42	SF

Event: Mazda Freedom 75
Track: Lucas Oil Raceway
Report: Lap Report
Session: Race


Round 9
0.625 mile(s)

USF2000
May 23, 2015

Lap Data for Car 2 - Jamin, Nico

Best Lap

Lap	Time	Speed	Session Time	Lap TOD	TL
44	00:22.6326	99.414	00:16:32	12:27:05	SF
45	00:22.4495	100.225	00:16:54	12:27:27	SF
46	00:22.6700	99.250	00:17:17	12:27:50	SF
47	00:22.6797	99.208	00:17:39	12:28:13	SF
48	00:22.5436	99.807	00:18:02	12:28:35	SF
49	00:22.9570	98.009	00:18:25	12:28:58	SF
50	00:22.4375	100.279	00:18:47	12:29:21	SF
51	00:22.5144	99.936	00:19:010	12:29:43	SF
52	00:22.6186	99.476	00:19:33	12:30:06	SF
53	00:22.6126	99.502	00:19:55	12:30:28	SF
54	00:22.5214	99.905	00:20:18	12:30:51	SF
55	00:22.3631	100.612	00:20:40	12:31:13	SF
56	00:22.3766	100.551	00:21:02	12:31:36	SF
57	00:22.3539	100.654	00:21:25	12:31:58	SF
58	00:22.3033	100.882	00:21:47	12:32:20	SF
59	00:22.3850	100.514	00:22:09	12:32:43	SF
60	00:22.4085	100.408	00:22:32	12:33:05	SF
61	00:22.3748	100.560	00:22:54	12:33:27	SF
62	00:22.4526	100.211	00:23:17	12:33:50	SF
63	00:22.7305	98.986	00:23:39	12:34:13	SF
64	00:23.1355	97.253	00:24:03	12:34:36	SF
65	00:22.8446	98.492	00:24:25	12:34:59	SF
66	00:22.7215	99.025	00:24:48	12:35:21	SF
67	00:22.9040	98.236	00:25:11	12:35:44	SF
68	00:22.6868	99.177	00:25:34	12:36:07	SF
69	00:22.4899	100.045	00:25:56	12:36:29	SF
70	00:22.8579	98.434	00:26:19	12:36:52	SF
71	00:22.6781	99.215	00:26:42	12:37:15	SF
72	00:22.4529	100.210	00:27:04	12:37:37	SF
73	00:22.4409	100.263	00:27:27	12:37:60	SF
74	00:22.6183	99.477	00:27:49	12:38:22	SF
75	00:22.5314	99.861	00:28:12	12:38:45	SF

Event: Mazda Freedom 75
Track: Lucas Oil Raceway
Report: Lap Report
Session: Race

Round 9
0.625 mile(s)

USF2000
May 23, 2015

Lap Data for Car 22 - Eidson, Jake Best Lap

Lap	Time	Speed	Session Time	Lap TOD	TL
0	No Time	*****	00:00:00	12:09:01	SF
0	00:51.9061	43.348	00:00:00	12:09:53	SF
0	00:40.1285	56.070	00:00:00	12:10:33	SF
1	00:22.8246	98.578	00:00:23	12:10:56	SF
2	00:22.1114	101.757	00:00:45	12:11:18	SF
3	00:22.1352	101.648	00:01:07	12:11:40	SF
4	00:22.2487	101.130	00:01:29	12:12:03	SF
5	00:22.2335	101.199	00:01:52	12:12:25	SF
6	00:22.3027	100.885	00:02:14	12:12:47	SF
7	00:22.2348	101.193	00:02:36	12:13:09	SF
8	00:22.2265	101.231	00:02:58	12:13:32	SF
9	00:22.3391	100.720	00:03:21	12:13:54	SF
10	00:22.3170	100.820	00:03:43	12:14:16	SF
11	00:22.3379	100.726	00:04:05	12:14:39	SF
12	00:22.6293	99.429	00:04:28	12:15:01	SF
13	00:22.2733	101.018	00:04:50	12:15:23	SF
14	00:22.7116	99.068	00:05:13	12:15:46	SF
15	00:22.7105	99.073	00:05:36	12:16:09	SF
16	00:22.3631	100.612	00:05:58	12:16:31	SF
17	00:22.4391	100.271	00:06:20	12:16:54	SF
18	00:22.4998	100.001	00:06:43	12:17:16	SF
19	00:22.5228	99.899	00:07:05	12:17:39	SF
20	00:22.6627	99.282	00:07:28	12:18:01	SF
21	00:22.2675	101.044	00:07:50	12:18:24	SF
22	00:22.5158	99.930	00:08:13	12:18:46	SF
23	00:22.2969	100.911	00:08:35	12:19:08	SF
24	00:22.4097	100.403	00:08:58	12:19:31	SF
25	00:22.4838	100.072	00:09:20	12:19:53	SF
26	00:22.4314	100.306	00:09:43	12:20:16	SF
27	00:22.4878	100.054	00:10:05	12:20:38	SF
28	00:22.7934	98.713	00:10:28	12:21:01	SF
29	00:23.1062	97.376	00:10:51	12:21:24	SF
30	00:23.2386	96.822	00:11:14	12:21:47	SF
31	00:23.0516	97.607	00:11:37	12:22:10	SF
32	00:22.5169	99.925	00:11:60	12:22:33	SF
33	00:22.6794	99.209	00:12:22	12:22:56	SF
34	00:22.3940	100.473	00:12:45	12:23:18	SF
35	00:22.4232	100.343	00:13:07	12:23:40	SF
36	00:22.3953	100.468	00:13:30	12:24:03	SF
37	00:22.6022	99.548	00:13:52	12:24:25	SF
38	00:22.9519	98.031	00:14:15	12:24:48	SF
39	00:23.0786	97.493	00:14:38	12:25:11	SF
40	00:22.7104	99.074	00:15:01	12:25:34	SF
41	00:22.3358	100.735	00:15:23	12:25:57	SF
42	00:22.4651	100.155	00:15:46	12:26:19	SF
43	00:22.6576	99.304	00:16:08	12:26:42	SF

Event: Mazda Freedom 75
Track: Lucas Oil Raceway
Report: Lap Report
Session: Race

Round 9
0.625 mile(s)
USF2000
May 23, 2015



Lap Data for Car 22 - Eidson, Jake

Best Lap

Lap	Time	Speed	Session Time	Lap TOD	TL
44	00:22.6082	99.521	00:16:31	12:27:04	SF
45	00:22.5529	99.765	00:16:54	12:27:27	SF
46	00:22.7310	98.984	00:17:16	12:27:50	SF
47	00:22.6434	99.367	00:17:39	12:28:12	SF
48	00:22.6237	99.453	00:18:02	12:28:35	SF
49	00:22.7259	99.006	00:18:24	12:28:58	SF
50	00:22.3409	100.712	00:18:47	12:29:20	SF
51	00:22.6529	99.325	00:19:09	12:29:43	SF
52	00:22.4391	100.271	00:19:32	12:30:05	SF
53	00:22.5425	99.811	00:19:54	12:30:28	SF
54	00:22.3372	100.729	00:20:17	12:30:50	SF
55	00:22.3367	100.731	00:20:39	12:31:12	SF
56	00:22.4163	100.373	00:21:01	12:31:35	SF
57	00:22.3706	100.578	00:21:24	12:31:57	SF
58	00:22.3898	100.492	00:21:46	12:32:19	SF
59	00:22.4041	100.428	00:22:09	12:32:42	SF
60	00:22.3322	100.751	00:22:31	12:33:04	SF
61	00:22.4725	100.122	00:22:53	12:33:27	SF
62	00:22.6091	99.517	00:23:16	12:33:49	SF
63	00:22.9770	97.924	00:23:39	12:34:12	SF
64	00:23.0671	97.542	00:24:02	12:34:35	SF
65	00:22.7687	98.820	00:24:25	12:34:58	SF
66	00:22.9802	97.910	00:24:48	12:35:21	SF
67	00:22.8405	98.509	00:25:11	12:35:44	SF
68	00:22.5262	99.884	00:25:33	12:36:06	SF
69	00:22.6008	99.554	00:25:56	12:36:29	SF
70	00:22.6447	99.361	00:26:18	12:36:52	SF
71	00:22.3740	100.563	00:26:41	12:37:14	SF
72	00:22.4261	100.330	00:27:03	12:37:36	SF
73	00:22.8118	98.633	00:27:26	12:37:59	SF
74	00:22.5855	99.621	00:27:49	12:38:22	SF
75	00:22.6683	99.258	00:28:11	12:38:44	SF

Event: Mazda Freedom 75
Track: Lucas Oil Raceway
Report: Lap Report
Session: Race

Round 9
0.625 mile(s)
USF2000
May 23, 2015



Lap Data for Car 23 - Luo, Yufeng (R)

Best Lap

Lap	Time	Speed	Session Time	Lap TOD	TL
0	No Time	*****	00:00:00	12:09:03	SF
0	00:52.0684	43.212	00:00:00	12:09:55	SF
0	00:38.1805	58.931	00:00:00	12:10:34	SF
1	00:23.9748	93.849	00:00:24	12:10:58	SF
2	00:22.5556	99.753	00:00:47	12:11:20	SF
3	00:22.3496	100.673	00:01:09	12:11:42	SF
4	00:22.3053	100.873	00:01:32	12:12:05	SF
5	00:22.5014	99.994	00:01:54	12:12:27	SF
6	00:22.5599	99.734	00:02:17	12:12:50	SF
7	00:22.6498	99.339	00:02:39	12:13:13	SF
8	00:22.6722	99.240	00:03:02	12:13:35	SF
9	00:22.5075	99.967	00:03:24	12:13:58	SF
10	00:22.5678	99.700	00:03:47	12:14:20	SF
11	00:22.6329	99.413	00:04:10	12:14:43	SF
12	00:22.6403	99.380	00:04:32	12:15:06	SF
13	00:22.7060	99.093	00:04:55	12:15:28	SF
14	00:22.7784	98.778	00:05:18	12:15:51	SF
15	00:22.6083	99.521	00:05:40	12:16:14	SF
16	00:22.6999	99.119	00:06:03	12:16:36	SF
17	00:22.9382	98.090	00:06:26	12:16:59	SF
18	00:22.9571	98.009	00:06:49	12:17:22	SF
19	00:22.6062	99.530	00:07:12	12:17:45	SF
20	00:22.5304	99.865	00:07:34	12:18:07	SF
21	00:22.6685	99.257	00:07:57	12:18:30	SF
22	00:22.6027	99.546	00:08:19	12:18:53	SF
23	00:22.6881	99.171	00:08:42	12:19:15	SF
24	00:22.7561	98.875	00:09:05	12:19:38	SF
25	00:23.1126	97.349	00:09:28	12:20:01	SF
26	00:22.7515	98.895	00:09:51	12:20:24	SF
27	00:22.5404	99.821	00:10:13	12:20:46	SF
28	00:22.6263	99.442	00:10:36	12:21:09	SF
29	00:22.8026	98.673	00:10:59	12:21:32	SF
30	00:22.6510	99.333	00:11:21	12:21:55	SF
31	00:22.6611	99.289	00:11:44	12:22:17	SF
32	00:22.8062	98.657	00:12:07	12:22:40	SF
33	00:22.6442	99.363	00:12:29	12:23:03	SF
34	00:22.6492	99.341	00:12:52	12:23:25	SF
35	00:23.0893	97.448	00:13:15	12:23:48	SF
36	00:23.7436	94.762	00:13:39	12:24:12	SF
37	00:23.1417	97.227	00:14:02	12:24:35	SF
38	00:22.7838	98.754	00:14:25	12:24:58	SF
39	00:23.0053	97.804	00:14:48	12:25:21	SF
40	00:22.7679	98.823	00:15:11	12:25:44	SF
41	00:22.7339	98.971	00:15:33	12:26:07	SF
42	00:22.6527	99.326	00:15:56	12:26:29	SF
43	00:22.6592	99.297	00:16:19	12:26:52	SF

Event: Mazda Freedom 75
Track: Lucas Oil Raceway
Report: Lap Report
Session: Race

Round 9
0.625 mile(s)
USF2000
May 23, 2015



Lap Data for Car 23 - Luo, Yufeng (R)

Best Lap

Lap	Time	Speed	Session Time	Lap TOD	TL
44	00:22.7290	98.992	00:16:41	12:27:15	SF
45	00:22.9594	97.999	00:17:04	12:27:38	SF
46	00:22.8899	98.297	00:17:27	12:28:00	SF
47	00:23.1723	97.099	00:17:50	12:28:24	SF
48	00:22.7298	98.989	00:18:13	12:28:46	SF
49	00:23.4391	95.993	00:18:37	12:29:010	SF
50	00:23.3704	96.276	00:18:60	12:29:33	SF
51	00:22.8021	98.675	00:19:23	12:29:56	SF
52	00:23.0743	97.511	00:19:46	12:30:19	SF
53	00:23.0448	97.636	00:20:09	12:30:42	SF
54	00:23.1281	97.284	00:20:32	12:31:05	SF
55	00:23.1622	97.141	00:20:55	12:31:28	SF
56	00:23.4576	95.918	00:21:19	12:31:52	SF
57	00:23.0728	97.517	00:21:42	12:32:15	SF
58	00:22.5619	99.726	00:22:04	12:32:37	SF
59	00:22.7932	98.714	00:22:27	12:33:00	SF
60	00:22.8392	98.515	00:22:50	12:33:23	SF
61	00:23.7420	94.769	00:23:14	12:33:47	SF
62	00:23.7256	94.834	00:23:37	12:34:11	SF
63	00:23.0669	97.542	00:24:00	12:34:34	SF
64	00:22.7858	98.746	00:24:23	12:34:56	SF
65	00:23.0242	97.723	00:24:46	12:35:19	SF
66	00:22.8168	98.612	00:25:09	12:35:42	SF
67	00:23.1424	97.224	00:25:32	12:36:05	SF
68	00:22.5654	99.710	00:25:55	12:36:28	SF
69	00:22.5475	99.789	00:26:17	12:36:51	SF
70	00:22.6412	99.376	00:26:40	12:37:13	SF
71	00:22.6161	99.487	00:27:03	12:37:36	SF
72	00:22.8592	98.429	00:27:25	12:37:59	SF
73	00:22.3925	100.480	00:27:48	12:38:21	SF
74	00:22.4407	100.264	00:28:10	12:38:43	SF
75	00:22.5211	99.906	00:28:33	12:39:06	SF

Event: Mazda Freedom 75
Track: Lucas Oil Raceway
Report: Lap Report
Session: Race

Round 9
0.625 mile(s)
USF2000
May 23, 2015



Lap Data for Car 3 - Telitz, Aaron

Best Lap

Lap	Time	Speed	Session Time	Lap TOD	TL
0	No Time	*****	00:00:00	12:09:02	SF
0	00:52.0923	43.193	00:00:00	12:09:54	SF
0	00:39.6913	56.687	00:00:00	12:10:34	SF
1	00:23.2913	96.603	00:00:24	12:10:57	SF
2	00:22.1730	101.475	00:00:46	12:11:19	SF
3	00:22.1335	101.656	00:01:08	12:11:41	SF
4	00:22.2592	101.082	00:01:30	12:12:03	SF
5	00:22.2991	100.901	00:01:52	12:12:26	SF
6	00:22.2489	101.129	00:02:15	12:12:48	SF
7	00:22.2594	101.081	00:02:37	12:13:10	SF
8	00:22.4023	100.436	00:02:59	12:13:33	SF
9	00:22.3017	100.889	00:03:22	12:13:55	SF
10	00:22.2858	100.961	00:03:44	12:14:17	SF
11	00:22.2820	100.978	00:04:06	12:14:39	SF
12	00:22.6362	99.398	00:04:29	12:15:02	SF
13	00:22.3698	100.582	00:04:51	12:15:24	SF
14	00:22.6222	99.460	00:05:14	12:15:47	SF
15	00:22.7728	98.802	00:05:37	12:16:010	SF
16	00:22.4902	100.044	00:05:59	12:16:32	SF
17	00:22.4498	100.224	00:06:22	12:16:55	SF
18	00:22.3840	100.518	00:06:44	12:17:17	SF
19	00:22.4896	100.046	00:07:06	12:17:40	SF
20	00:22.7412	98.939	00:07:29	12:18:02	SF
21	00:22.5643	99.715	00:07:52	12:18:25	SF
22	00:22.2663	101.050	00:08:14	12:18:47	SF
23	00:22.5699	99.690	00:08:37	12:19:010	SF
24	00:22.4994	100.003	00:08:59	12:19:32	SF
25	00:22.3449	100.694	00:09:21	12:19:55	SF
26	00:22.3666	100.596	00:09:44	12:20:17	SF
27	00:22.3380	100.725	00:10:06	12:20:39	SF
28	00:22.5369	99.836	00:10:29	12:21:02	SF
29	00:22.7735	98.799	00:10:51	12:21:25	SF
30	00:23.2130	96.928	00:11:15	12:21:48	SF
31	00:23.1801	97.066	00:11:38	12:22:11	SF
32	00:22.7494	98.904	00:12:01	12:22:34	SF
33	00:22.9401	98.082	00:12:24	12:22:57	SF
34	00:22.5206	99.909	00:12:46	12:23:19	SF
35	00:22.4221	100.347	00:13:08	12:23:42	SF
36	00:22.6498	99.339	00:13:31	12:24:04	SF
37	00:22.5216	99.904	00:13:54	12:24:27	SF
38	00:22.7529	98.888	00:14:16	12:24:50	SF
39	00:22.7969	98.698	00:14:39	12:25:12	SF
40	00:23.2292	96.861	00:15:02	12:25:36	SF
41	00:22.8552	98.446	00:15:25	12:25:59	SF
42	00:22.4481	100.231	00:15:48	12:26:21	SF
43	00:22.4756	100.109	00:16:10	12:26:43	SF

Event: Mazda Freedom 75
Track: Lucas Oil Raceway
Report: Lap Report
Session: Race

Round 9
0.625 mile(s)
USF2000
May 23, 2015




Lap Data for Car 3 - Telitz, Aaron

Best Lap

Lap	Time	Speed	Session Time	Lap TOD	TL
44	00:22.6616	99.287	00:16:33	12:27:06	SF
45	00:22.5971	99.570	00:16:55	12:27:29	SF
46	00:22.6365	99.397	00:17:18	12:27:51	SF
47	00:22.5104	99.954	00:17:41	12:28:14	SF
48	00:22.7369	98.958	00:18:03	12:28:37	SF
49	00:22.7491	98.905	00:18:26	12:28:59	SF
50	00:22.6825	99.195	00:18:49	12:29:22	SF
51	00:22.7963	98.700	00:19:12	12:29:45	SF
52	00:22.6912	99.157	00:19:34	12:30:07	SF
53	00:22.8321	98.545	00:19:57	12:30:30	SF
54	00:22.5921	99.592	00:20:20	12:30:53	SF
55	00:22.5053	99.976	00:20:42	12:31:15	SF
56	00:22.3408	100.713	00:21:05	12:31:38	SF
57	00:22.3951	100.468	00:21:27	12:32:00	SF
58	00:22.2843	100.968	00:21:49	12:32:22	SF
59	00:22.2821	100.978	00:22:11	12:32:45	SF
60	00:22.2986	100.903	00:22:34	12:33:07	SF
61	00:22.2972	100.910	00:22:56	12:33:29	SF
62	00:22.3394	100.719	00:23:18	12:33:52	SF
63	00:22.5367	99.837	00:23:41	12:34:14	SF
64	00:22.6557	99.313	00:24:04	12:34:37	SF
65	00:22.7885	98.734	00:24:26	12:34:60	SF
66	00:22.9942	97.851	00:24:49	12:35:23	SF
67	00:23.5957	95.356	00:25:13	12:35:46	SF
68	00:23.4866	95.799	00:25:36	12:36:010	SF
69	00:23.0285	97.705	00:25:60	12:36:33	SF
70	00:22.7645	98.838	00:26:22	12:36:56	SF
71	00:22.4535	100.207	00:26:45	12:37:18	SF
72	00:22.4969	100.014	00:27:07	12:37:40	SF
73	00:22.4919	100.036	00:27:30	12:38:03	SF
74	00:22.7860	98.745	00:27:53	12:38:26	SF
75	00:23.4972	95.756	00:28:16	12:38:49	SF


Event: Mazda Freedom 75
Track: Lucas Oil Raceway
Report: Lap Report
Session: Race

Round 9
0.625 mile(s)

USF2000
May 23, 2015

Lap Data for Car 33 - Martin, Anthony (R) Best Lap

Lap	Time	Speed	Session Time	Lap TOD	TL
0	No Time	*****	00:00:00	12:09:04	SF
0	00:51.8571	43.388	00:00:00	12:09:56	SF
0	00:37.5504	59.919	00:00:00	12:10:34	SF
1	00:23.5037	95.730	00:00:24	12:10:57	SF
2	00:22.4769	100.103	00:00:46	12:11:20	SF
3	00:22.3337	100.745	00:01:09	12:11:42	SF
4	00:22.4539	100.205	00:01:31	12:12:04	SF
5	00:22.4279	100.321	00:01:54	12:12:27	SF
6	00:22.6164	99.485	00:02:16	12:12:50	SF
7	00:22.5024	99.989	00:02:39	12:13:12	SF
8	00:22.6087	99.519	00:03:01	12:13:35	SF
9	00:22.4579	100.187	00:03:24	12:13:57	SF
10	00:22.7005	99.117	00:03:47	12:14:20	SF
11	00:22.6269	99.439	00:04:09	12:14:42	SF
12	00:22.6147	99.493	00:04:32	12:15:05	SF
13	00:22.6680	99.259	00:04:54	12:15:28	SF
14	00:22.7182	99.040	00:05:17	12:15:50	SF
15	00:22.7192	99.035	00:05:40	12:16:13	SF
16	00:22.6583	99.301	00:06:03	12:16:36	SF
17	00:22.9815	97.905	00:06:26	12:16:59	SF
18	00:22.9133	98.196	00:06:48	12:17:22	SF
19	00:22.5411	99.818	00:07:11	12:17:44	SF
20	00:22.5003	99.999	00:07:34	12:18:07	SF
21	00:22.6095	99.516	00:07:56	12:18:29	SF
22	00:22.8238	98.581	00:08:19	12:18:52	SF
23	00:22.6667	99.265	00:08:42	12:19:15	SF
24	00:22.9081	98.219	00:09:05	12:19:38	SF
25	00:22.9390	98.086	00:09:27	12:20:01	SF
26	00:22.6633	99.279	00:09:50	12:20:23	SF
27	00:22.5825	99.635	00:10:13	12:20:46	SF
28	00:22.7159	99.050	00:10:35	12:21:09	SF
29	00:22.6611	99.289	00:10:58	12:21:31	SF
30	00:22.7258	99.006	00:11:21	12:21:54	SF
31	00:22.7109	99.071	00:11:44	12:22:17	SF
32	00:22.6228	99.457	00:12:06	12:22:39	SF
33	00:22.6887	99.168	00:12:29	12:23:02	SF
34	00:22.5437	99.806	00:12:51	12:23:25	SF
35	00:23.3418	96.394	00:13:15	12:23:48	SF
36	00:23.7439	94.761	00:13:38	12:24:12	SF
37	00:22.8972	98.265	00:14:01	12:24:35	SF
38	00:22.9117	98.203	00:14:24	12:24:58	SF
39	00:22.8229	98.585	00:14:47	12:25:20	SF
40	00:22.8068	98.655	00:15:01	12:25:43	SF
41	00:22.7919	98.719	00:15:33	12:26:06	SF
42	00:22.7771	98.783	00:15:55	12:26:29	SF
43	00:22.8813	98.334	00:16:18	12:26:52	SF

Event: Mazda Freedom 75
Track: Lucas Oil Raceway
Report: Lap Report
Session: Race

Round 9
0.625 mile(s)

USF2000
May 23, 2015

Lap Data for Car 33 - Martin, Anthony (R)

Best Lap

Lap	Time	Speed	Session Time	Lap TOD	TL
44	00:22.7827	98.759	00:16:41	12:27:14	SF
45	00:22.8102	98.640	00:17:04	12:27:37	SF
46	00:22.9310	98.120	00:17:27	12:28:00	SF
47	00:23.0107	97.781	00:17:50	12:28:23	SF
48	00:22.7953	98.705	00:18:13	12:28:46	SF
49	00:23.6589	95.102	00:18:36	12:29:010	SF
50	00:23.1925	97.014	00:18:60	12:29:33	SF
51	00:22.9146	98.191	00:19:22	12:29:56	SF
52	00:23.0386	97.662	00:19:45	12:30:19	SF
53	00:23.1001	97.402	00:20:09	12:30:42	SF
54	00:23.0615	97.565	00:20:32	12:31:05	SF
55	00:23.2187	96.905	00:20:55	12:31:28	SF
56	00:22.9023	98.243	00:21:18	12:31:51	SF
57	00:22.5398	99.823	00:21:40	12:32:14	SF
58	00:22.8678	98.392	00:22:03	12:32:36	SF
59	00:22.9521	98.030	00:22:26	12:32:59	SF
60	00:23.0310	97.694	00:22:49	12:33:22	SF
61	00:23.2188	96.904	00:23:12	12:33:46	SF
62	00:22.6450	99.360	00:23:35	12:34:08	SF
63	00:22.6780	99.215	00:23:58	12:34:31	SF
64	00:22.9082	98.218	00:24:21	12:34:54	SF
65	00:22.7093	99.078	00:24:43	12:35:17	SF
66	00:22.6577	99.304	00:25:06	12:35:39	SF
67	00:22.6786	99.212	00:25:29	12:36:02	SF
68	00:22.6590	99.298	00:25:51	12:36:25	SF
69	00:22.6569	99.307	00:26:14	12:36:47	SF
70	00:22.7101	99.075	00:26:37	12:37:010	SF
71	00:23.1166	97.333	00:26:60	12:37:33	SF
72	00:22.6715	99.244	00:27:22	12:37:56	SF
73	00:22.8251	98.576	00:27:45	12:38:19	SF
74	00:22.7135	99.060	00:28:08	12:38:41	SF
75	00:22.8096	98.643	00:28:31	12:39:04	SF

Event: Mazda Freedom 75
Track: Lucas Oil Raceway
Report: Lap Report
Session: Race

Round 9
0.625 mile(s)
USF2000
May 23, 2015




Lap Data for Car 5 - Andres Soori, Keyvan

Best Lap

Lap	Time	Speed	Session Time	Lap TOD	TL
0	No Time	*****	00:00:00	12:09:21	SF
0	00:44.9526	50.053	00:00:00	12:10:06	SF
0	00:28.7275	78.322	00:00:02	12:10:35	SF
1	00:24.5978	91.472	00:00:26	12:10:60	SF
2	00:23.0482	97.622	00:00:49	12:11:23	SF
3	00:22.8179	98.607	00:01:12	12:11:45	SF
4	00:22.7660	98.832	00:01:35	12:12:08	SF
5	00:22.5978	99.567	00:01:58	12:12:31	SF
6	00:22.7009	99.115	00:02:20	12:12:53	SF
7	00:22.8208	98.594	00:02:43	12:13:16	SF
8	00:22.8271	98.567	00:03:06	12:13:39	SF
9	00:22.8113	98.635	00:03:29	12:14:02	SF
10	00:22.9638	97.980	00:03:52	12:14:25	SF
11	00:23.0206	97.739	00:04:15	12:14:48	SF
12	00:22.9483	98.046	00:04:38	12:15:11	SF
13	00:22.8780	98.348	00:05:00	12:15:34	SF
14	00:23.0158	97.759	00:05:24	12:15:57	SF
15	00:22.9402	98.081	00:05:46	12:16:20	SF
16	00:23.0357	97.674	00:06:09	12:16:43	SF
17	00:23.1356	97.253	00:06:33	12:17:06	SF
18	00:22.9962	97.842	00:06:56	12:17:29	SF
19	00:22.9464	98.055	00:07:19	12:17:52	SF
20	00:22.8737	98.366	00:07:41	12:18:15	SF
21	00:22.8907	98.293	00:08:04	12:18:38	SF
22	00:23.0550	97.593	00:08:27	12:19:01	SF
23	00:22.9711	97.949	00:08:50	12:19:24	SF
24	00:23.1099	97.361	00:09:13	12:19:47	SF
25	00:23.5883	95.386	00:09:37	12:20:10	SF
26	00:22.9809	97.907	00:10:00	12:20:33	SF
27	00:23.0417	97.649	00:10:23	12:20:56	SF
28	00:23.4363	96.005	00:10:47	12:21:20	SF
29	00:23.0099	97.784	00:11:010	12:21:43	SF
30	00:23.4731	95.854	00:11:33	12:22:06	SF
31	00:22.9112	98.205	00:11:56	12:22:29	SF
32	00:22.8412	98.506	00:12:19	12:22:52	SF
33	00:22.9928	97.857	00:12:42	12:23:15	SF
34	00:22.9006	98.251	00:13:05	12:23:38	SF
35	00:22.8912	98.291	00:13:28	12:24:01	SF
36	00:23.2958	96.584	00:13:51	12:24:24	SF
37	00:22.8925	98.285	00:14:14	12:24:47	SF
38	00:22.7683	98.822	00:14:36	12:25:010	SF
39	00:22.7892	98.731	00:14:59	12:25:33	SF
40	00:22.8054	98.661	00:15:22	12:25:55	SF
41	00:22.9016	98.246	00:15:45	12:26:18	SF
42	00:22.9523	98.029	00:16:08	12:26:41	SF
43	00:22.7812	98.766	00:16:31	12:27:04	SF

Event: Mazda Freedom 75
Track: Lucas Oil Raceway
Report: Lap Report
Session: Race

Round 9
0.625 mile(s)

USF2000
May 23, 2015

Lap Data for Car 5 - Andres Soori, Keyvan

Best Lap

Lap	Time	Speed	Session Time	Lap TOD	TL
44	00:22.7468	98.915	00:16:53	12:27:27	SF
45	00:22.8640	98.408	00:17:16	12:27:50	SF
46	00:23.3722	96.268	00:17:40	12:28:13	SF
47	00:23.1131	97.347	00:18:03	12:28:36	SF
48	00:23.0221	97.732	00:18:26	12:28:59	SF
49	00:22.9637	97.981	00:18:49	12:29:22	SF
50	00:22.9462	98.055	00:19:12	12:29:45	SF
51	00:23.0070	97.796	00:19:35	12:30:08	SF
52	00:23.2276	96.868	00:19:58	12:30:31	SF
53	00:23.1408	97.231	00:20:21	12:30:54	SF
54	00:23.2136	96.926	00:20:44	12:31:18	SF
55	00:22.8678	98.392	00:21:07	12:31:40	SF
56	00:22.8596	98.427	00:21:30	12:32:03	SF
57	00:22.8294	98.557	00:21:53	12:32:26	SF
58	00:22.8586	98.431	00:22:16	12:32:49	SF
59	00:22.8462	98.485	00:22:39	12:33:12	SF
60	00:22.9908	97.865	00:23:02	12:33:35	SF
61	00:22.8246	98.578	00:23:24	12:33:58	SF
62	00:22.6997	99.120	00:23:47	12:34:20	SF
63	00:22.8754	98.359	00:24:01	12:34:43	SF
64	00:22.8824	98.329	00:24:33	12:35:06	SF
65	00:22.8325	98.544	00:24:56	12:35:29	SF
66	00:23.0233	97.727	00:25:19	12:35:52	SF
67	00:22.7872	98.740	00:25:42	12:36:15	SF
68	00:22.9967	97.840	00:26:05	12:36:38	SF
69	00:22.9718	97.946	00:26:27	12:37:01	SF
70	00:22.9410	98.078	00:26:50	12:37:24	SF
71	00:23.0969	97.416	00:27:14	12:37:47	SF
72	00:23.3259	96.459	00:27:37	12:38:10	SF
73	00:23.3739	96.261	00:28:00	12:38:33	SF
74	00:23.7503	94.736	00:28:24	12:38:57	SF

Event: Mazda Freedom 75
Track: Lucas Oil Raceway
Report: Lap Report
Session: Race

Round 9
0.625 mile(s)
USF2000
May 23, 2015



Lap Data for Car 51 - Abel, Bill (R) Best Lap

Lap	Time	Speed	Session Time	Lap TOD	TL
0	No Time	*****	00:00:00	12:09:12	SF
0	00:49.6840	45.286	00:00:00	12:10:02	SF
0	00:33.2064	67.758	00:00:02	12:10:35	SF
1	00:25.1161	89.584	00:00:27	12:10:60	SF
2	00:24.2945	92.614	00:00:51	12:11:24	SF
3	00:23.8427	94.369	00:01:15	12:11:48	SF
4	00:23.4119	96.105	00:01:38	12:12:12	SF
5	00:24.1587	93.134	00:02:02	12:12:36	SF
6	00:25.1552	89.445	00:02:28	12:13:01	SF
7	00:24.1415	93.201	00:02:52	12:13:25	SF
8	00:24.1890	93.017	00:03:16	12:13:49	SF
9	00:24.1301	93.245	00:03:40	12:14:13	SF
10	00:24.5742	91.559	00:04:05	12:14:38	SF
11	00:25.0173	89.938	00:04:30	12:15:03	SF
12	00:24.6396	91.316	00:04:54	12:15:28	SF
13	00:24.7530	90.898	00:05:19	12:15:52	SF
14	00:24.7755	90.816	00:05:44	12:16:17	SF
15	00:25.1509	89.460	00:06:09	12:16:42	SF
16	00:25.1631	89.417	00:06:34	12:17:07	SF
17	00:24.8755	90.450	00:06:59	12:17:32	SF
18	00:24.6946	91.113	00:07:24	12:17:57	SF
19	00:24.6422	91.307	00:07:48	12:18:22	SF
20	00:25.0000	90.000	00:08:13	12:18:47	SF
21	00:24.9830	90.061	00:08:38	12:19:12	SF
22	00:25.0218	89.922	00:09:03	12:19:37	SF
23	00:25.0249	89.910	00:09:28	12:20:02	SF
24	00:25.3791	88.656	00:09:54	12:20:27	SF
25	00:24.6414	91.310	00:10:18	12:20:52	SF
26	00:25.5371	88.107	00:10:44	12:21:17	SF
27	00:24.8750	90.452	00:11:09	12:21:42	SF
28	00:25.4757	88.319	00:11:34	12:22:08	SF
29	00:25.1809	89.353	00:11:59	12:22:33	SF
30	00:25.8852	86.922	00:12:25	12:22:59	SF
31	00:24.5052	91.817	00:12:50	12:23:23	SF
32	00:25.4520	88.402	00:13:15	12:23:49	SF
33	00:24.8910	90.394	00:13:40	12:24:13	SF
34	00:24.4932	91.862	00:14:05	12:24:38	SF
35	00:25.3352	88.809	00:14:30	12:25:03	SF
36	00:25.0369	89.867	00:14:55	12:25:28	SF
37	00:24.4954	91.854	00:15:20	12:25:53	SF
38	00:25.0662	89.762	00:15:45	12:26:18	SF
39	00:25.3600	88.722	00:16:010	12:26:43	SF
40	00:25.1115	89.600	00:16:35	12:27:08	SF
41	00:25.0824	89.704	00:17:00	12:27:33	SF
42	00:25.5961	87.904	00:17:26	12:27:59	SF
43	00:25.1368	89.510	00:17:51	12:28:24	SF

Event: Mazda Freedom 75

Round 9

Track: Lucas Oil Raceway

0.625 mile(s)



Report: Lap Report

USF2000

Session: Race

May 23, 2015

Lap Data for Car 51 - Abel, Bill (R)

Best Lap

Lap	Time	Speed	Session Time	Lap TOD	TL
44	00:24.7716	90.830	00:18:16	12:28:49	SF
45	00:24.9357	90.232	00:18:41	12:29:14	SF
46	00:24.7653	90.853	00:19:05	12:29:39	SF
47	00:24.8010	90.722	00:19:30	12:30:03	SF
48	00:25.2546	89.093	00:19:55	12:30:29	SF
49	00:24.7605	90.871	00:20:20	12:30:53	SF
50	00:25.2076	89.259	00:20:45	12:31:19	SF
51	00:25.0592	89.787	00:21:10	12:31:44	SF
52	00:24.7229	91.009	00:21:35	12:32:08	SF
53	00:24.4992	91.840	00:21:60	12:32:33	SF
54	00:24.5093	91.802	00:22:24	12:32:57	SF
55	00:24.4535	92.011	00:22:49	12:33:22	SF
56	00:25.4708	88.336	00:23:14	12:33:47	SF
57	00:25.0633	89.773	00:23:39	12:34:12	SF
58	00:25.0274	89.901	00:24:04	12:34:37	SF
59	00:24.8967	90.373	00:24:29	12:35:02	SF
60	00:25.7531	87.368	00:24:55	12:35:28	SF
61	00:25.5382	88.103	00:25:20	12:35:54	SF
62	00:25.2478	89.117	00:25:46	12:36:19	SF
63	00:24.9162	90.303	00:26:11	12:36:44	SF
64	00:25.0632	89.773	00:26:36	12:37:09	SF
65	00:25.4624	88.366	00:27:01	12:37:34	SF
66	00:25.4952	88.252	00:27:27	12:37:60	SF
67	00:25.2156	89.230	00:27:52	12:38:25	SF
68	00:25.7058	87.529	00:28:18	12:38:51	SF

Event: Mazda Freedom 75
 Track: Lucas Oil Raceway
 Report: Lap Report
 Session: Race

Round 9
 0.625 mile(s)
 USF2000
 May 23, 2015



Lap Data for Car 6 - Hanratty, Max (R) Best Lap

Lap	Time	Speed	Session Time	Lap TOD	TL
0	No Time	*****	00:00:00	12:09:08	SF
0	00:51.4325	43.747	00:00:00	12:09:59	SF
0	00:35.0330	64.225	00:00:01	12:10:34	SF
1	00:24.5640	91.597	00:00:26	12:10:59	SF
2	00:23.4579	95.917	00:00:49	12:11:22	SF
3	00:23.0967	97.417	00:01:12	12:11:45	SF
4	00:23.3141	96.508	00:01:35	12:12:09	SF
5	00:22.9745	97.935	00:01:58	12:12:32	SF
6	00:22.8611	98.420	00:02:21	12:12:54	SF
7	00:22.8488	98.473	00:02:44	12:13:17	SF
8	00:22.8092	98.644	00:03:07	12:13:40	SF
9	00:22.9140	98.193	00:03:30	12:14:03	SF
10	00:22.9642	97.979	00:03:53	12:14:26	SF
11	00:22.8580	98.434	00:04:16	12:14:49	SF
12	00:23.1004	97.401	00:04:39	12:15:12	SF
13	00:23.0562	97.588	00:05:02	12:15:35	SF
14	00:23.2901	96.608	00:05:25	12:15:58	SF
15	00:23.1465	97.207	00:05:48	12:16:21	SF
16	00:23.3584	96.325	00:06:12	12:16:45	SF
17	00:23.3857	96.213	00:06:35	12:17:08	SF
18	00:23.3296	96.444	00:06:58	12:17:32	SF
19	00:23.2104	96.939	00:07:22	12:17:55	SF
20	00:23.1440	97.217	00:07:45	12:18:18	SF
21	00:23.2992	96.570	00:08:08	12:18:41	SF
22	00:23.3628	96.307	00:08:31	12:19:05	SF
23	00:23.2192	96.903	00:08:55	12:19:28	SF
24	00:23.2004	96.981	00:09:18	12:19:51	SF
25	00:23.1460	97.209	00:09:41	12:20:14	SF
26	00:23.2216	96.893	00:10:04	12:20:37	SF
27	00:23.3581	96.326	00:10:27	12:21:01	SF
28	00:23.3964	96.169	00:10:51	12:21:24	SF
29	00:23.8237	94.444	00:11:15	12:21:48	SF
30	00:24.2116	92.931	00:11:39	12:22:12	SF
31	00:23.8235	94.445	00:12:03	12:22:36	SF
32	00:23.7893	94.580	00:12:27	12:22:60	SF
33	00:23.9788	93.833	00:12:50	12:23:24	SF
34	00:24.1157	93.300	00:13:15	12:23:48	SF
35	00:23.8100	94.498	00:13:38	12:24:12	SF
36	00:23.8375	94.389	00:14:02	12:24:35	SF
37	00:23.9064	94.117	00:14:26	12:24:59	SF
38	00:23.9232	94.051	00:14:50	12:25:23	SF
39	00:23.6655	95.075	00:15:14	12:25:47	SF
40	00:23.4754	95.845	00:15:37	12:26:10	SF
41	00:23.8325	94.409	00:16:01	12:26:34	SF
42	00:23.7953	94.556	00:16:25	12:26:58	SF
43	00:23.5134	95.690	00:16:48	12:27:22	SF

Event: Mazda Freedom 75
Track: Lucas Oil Raceway
Report: Lap Report
Session: Race

Round 9
0.625 mile(s)
USF2000
May 23, 2015




Lap Data for Car 6 - Hanratty, Max (R)

Best Lap

Lap	Time	Speed	Session Time	Lap TOD	TL
44	00:23.5276	95.632	00:17:12	12:27:45	SF
45	00:23.3263	96.458	00:17:35	12:28:08	SF
46	00:23.5421	95.573	00:17:59	12:28:32	SF
47	00:23.5516	95.535	00:18:22	12:28:56	SF
48	00:23.5374	95.593	00:18:46	12:29:19	SF
49	00:23.7493	94.740	00:19:010	12:29:43	SF
50	00:24.1054	93.340	00:19:34	12:30:07	SF
51	00:24.3127	92.544	00:19:58	12:30:31	SF
52	00:23.9119	94.095	00:20:22	12:30:55	SF
53	00:23.9138	94.088	00:20:46	12:31:19	SF
54	00:24.2555	92.762	00:21:10	12:31:43	SF
55	00:24.0874	93.410	00:21:34	12:32:07	SF
56	00:23.9710	93.863	00:21:58	12:32:31	SF
57	00:23.9004	94.141	00:22:22	12:32:55	SF
58	00:23.9573	93.917	00:22:46	12:33:19	SF
59	00:23.7389	94.781	00:23:010	12:33:43	SF
60	00:23.6963	94.952	00:23:33	12:34:07	SF
61	00:24.0071	93.722	00:23:57	12:34:31	SF
62	00:24.6998	91.094	00:24:22	12:34:55	SF
63	00:24.7152	91.037	00:24:47	12:35:20	SF
64	00:24.2808	92.666	00:25:11	12:35:44	SF
65	00:24.1495	93.170	00:25:35	12:36:09	SF
66	00:24.1443	93.190	00:25:59	12:36:33	SF
67	00:24.2961	92.607	00:26:24	12:36:57	SF
68	00:24.2881	92.638	00:26:48	12:37:21	SF
69	00:23.8014	94.532	00:27:12	12:37:45	SF
70	00:23.6298	95.219	00:27:35	12:38:09	SF
71	00:24.1793	93.055	00:27:60	12:38:33	SF
72	00:24.3205	92.515	00:28:24	12:38:57	SF


Event: Mazda Freedom 75
Track: Lucas Oil Raceway
Report: Lap Report
Session: Race

Round 9
0.625 mile(s)

USF2000
May 23, 2015

Lap Data for Car 80 - Thompson, Parker (R) Best Lap

Lap	Time	Speed	Session Time	Lap TOD	TL
0	No Time	*****	00:00:00	12:09:06	SF
0	00:51.4801	43.706	00:00:00	12:09:57	SF
0	00:36.6098	61.459	00:00:01	12:10:34	SF
1	00:23.9702	93.867	00:00:25	12:10:58	SF
2	00:23.1291	97.280	00:00:48	12:11:21	SF
3	00:22.7635	98.842	00:01:11	12:11:44	SF
4	00:22.6808	99.203	00:01:33	12:12:06	SF
5	00:22.7706	98.812	00:01:56	12:12:29	SF
6	00:22.6656	99.269	00:02:19	12:12:52	SF
7	00:22.7888	98.733	00:02:41	12:13:15	SF
8	00:22.7995	98.686	00:03:04	12:13:37	SF
9	00:22.8469	98.482	00:03:27	12:14:00	SF
10	00:22.8367	98.526	00:03:50	12:14:23	SF
11	00:22.8303	98.553	00:04:13	12:14:46	SF
12	00:22.8569	98.439	00:04:36	12:15:09	SF
13	00:22.8336	98.539	00:04:58	12:15:32	SF
14	00:22.9659	97.971	00:05:21	12:15:55	SF
15	00:23.1019	97.395	00:05:45	12:16:18	SF
16	00:23.4887	95.791	00:06:08	12:16:41	SF
17	00:22.8698	98.383	00:06:31	12:17:04	SF
18	00:22.9442	98.064	00:06:54	12:17:27	SF
19	00:22.7369	98.958	00:07:17	12:17:50	SF
20	00:22.7881	98.736	00:07:39	12:18:13	SF
21	00:22.8356	98.530	00:08:02	12:18:35	SF
22	00:23.2638	96.717	00:08:25	12:18:59	SF
23	00:22.9973	97.838	00:08:48	12:19:22	SF
24	00:23.4938	95.770	00:09:12	12:19:45	SF
25	00:22.8574	98.436	00:09:35	12:20:08	SF
26	00:22.8613	98.420	00:09:58	12:20:31	SF
27	00:22.9030	98.240	00:10:21	12:20:54	SF
28	00:23.1785	97.073	00:10:44	12:21:17	SF
29	00:23.0471	97.626	00:11:07	12:21:40	SF
30	00:23.0062	97.800	00:11:30	12:22:03	SF
31	00:22.8656	98.401	00:11:53	12:22:26	SF
32	00:23.0565	97.586	00:12:16	12:22:49	SF
33	00:23.3979	96.162	00:12:39	12:23:12	SF
34	00:23.2417	96.809	00:13:02	12:23:36	SF
35	00:23.1104	97.359	00:13:25	12:23:59	SF
36	00:23.0567	97.586	00:13:49	12:24:22	SF
37	00:23.0798	97.488	00:14:12	12:24:45	SF
38	00:23.0059	97.801	00:14:35	12:25:08	SF
39	00:23.0977	97.412	00:14:58	12:25:31	SF
40	00:23.1590	97.154	00:15:21	12:25:54	SF
41	00:23.0139	97.767	00:15:44	12:26:17	SF
42	00:22.9307	98.122	00:16:07	12:26:40	SF
43	00:23.0030	97.813	00:16:30	12:27:03	SF

Event: Mazda Freedom 75
Track: Lucas Oil Raceway
Report: Lap Report
Session: Race


Round 9
0.625 mile(s)

USF2000
May 23, 2015

Lap Data for Car 80 - Thompson, Parker (R)

Best Lap

Lap	Time	Speed	Session Time	Lap TOD	TL
44	00:22.9805	97.909	00:16:53	12:27:26	SF
45	00:22.8880	98.305	00:17:16	12:27:49	SF
46	00:22.9361	98.099	00:17:39	12:28:12	SF
47	00:23.1166	97.333	00:18:02	12:28:35	SF
48	00:23.3819	96.228	00:18:25	12:28:58	SF
49	00:23.1272	97.288	00:18:48	12:29:21	SF
50	00:23.0425	97.646	00:19:11	12:29:44	SF
51	00:22.9783	97.918	00:19:34	12:30:07	SF
52	00:23.2167	96.913	00:19:57	12:30:31	SF
53	00:22.9935	97.854	00:20:20	12:30:54	SF
54	00:23.0747	97.509	00:20:44	12:31:17	SF
55	00:22.8406	98.509	00:21:06	12:31:40	SF
56	00:22.8446	98.492	00:21:29	12:32:02	SF
57	00:22.8791	98.343	00:21:52	12:32:25	SF
58	00:22.8902	98.295	00:22:15	12:32:48	SF
59	00:22.8427	98.500	00:22:38	12:33:11	SF
60	00:22.8818	98.331	00:23:01	12:33:34	SF
61	00:22.8093	98.644	00:23:24	12:33:57	SF
62	00:22.7598	98.859	00:23:46	12:34:20	SF
63	00:22.8289	98.559	00:24:09	12:34:42	SF
64	00:22.8040	98.667	00:24:32	12:35:05	SF
65	00:23.0482	97.622	00:24:55	12:35:28	SF
66	00:23.0613	97.566	00:25:18	12:35:51	SF
67	00:22.8575	98.436	00:25:41	12:36:14	SF
68	00:22.9483	98.046	00:26:04	12:36:37	SF
69	00:22.9409	98.078	00:26:27	12:36:60	SF
70	00:22.9370	98.095	00:26:50	12:37:23	SF
71	00:23.0605	97.569	00:27:13	12:37:46	SF
72	00:23.2876	96.618	00:27:36	12:38:09	SF
73	00:23.5527	95.530	00:27:60	12:38:33	SF
74	00:23.6841	95.000	00:28:23	12:38:57	SF

Event: Mazda Freedom 75
Track: Lucas Oil Raceway
Report: Lap Report
Session: Race

Round 9
0.625 mile(s)

USF2000
May 23, 2015

Lap Data for Car 81 - Agren, Ayla (R) Best Lap

Lap	Time	Speed	Session Time	Lap TOD	TL
0	No Time	*****	00:00:00	12:09:13	SF
0	00:47.0479	47.824	00:00:00	12:09:60	SF
0	00:34.5405	65.141	00:00:01	12:10:34	SF
1	00:25.6924	87.575	00:00:27	12:10:60	SF
2	00:24.2405	92.820	00:00:51	12:11:24	SF
3	00:23.5577	95.510	00:01:14	12:11:48	SF
4	00:23.2753	96.669	00:01:38	12:12:11	SF
5	00:23.0574	97.583	00:02:01	12:12:34	SF
6	00:23.1305	97.274	00:02:24	12:12:57	SF
7	00:23.3656	96.295	00:02:47	12:13:20	SF
8	00:23.2729	96.679	00:03:10	12:13:44	SF
9	00:23.3543	96.342	00:03:34	12:14:07	SF
10	00:23.3574	96.329	00:03:57	12:14:30	SF
11	00:23.5037	95.730	00:04:21	12:14:54	SF
12	00:23.6137	95.284	00:04:44	12:15:18	SF
13	00:23.5060	95.720	00:05:08	12:15:41	SF
14	00:23.6166	95.272	00:05:31	12:16:05	SF
15	00:23.4692	95.870	00:05:55	12:16:28	SF
16	00:23.5962	95.354	00:06:18	12:16:52	SF
17	00:23.3658	96.295	00:06:42	12:17:15	SF
18	00:23.4787	95.832	00:07:05	12:17:39	SF
19	00:24.0933	93.387	00:07:29	12:18:03	SF
20	00:23.5782	95.427	00:07:53	12:18:26	SF
21	00:23.8299	94.419	00:08:17	12:18:50	SF
22	00:23.8674	94.271	00:08:41	12:19:14	SF
23	00:23.8692	94.264	00:09:05	12:19:38	SF
24	00:24.0769	93.451	00:09:29	12:20:02	SF
25	00:24.1389	93.211	00:09:53	12:20:26	SF
26	00:23.7528	94.726	00:10:17	12:20:50	SF
27	00:23.6920	94.969	00:10:40	12:21:13	SF
28	00:23.7713	94.652	00:11:04	12:21:37	SF
29	00:23.6925	94.967	00:11:28	12:22:01	SF
30	00:23.7978	94.547	00:11:51	12:22:25	SF
31	00:23.8523	94.331	00:12:15	12:22:49	SF
32	00:24.1811	93.048	00:12:40	12:23:13	SF
33	00:23.9777	93.837	00:13:04	12:23:37	SF
34	00:23.7850	94.597	00:13:27	12:24:01	SF
35	00:23.8263	94.433	00:13:51	12:24:24	SF
36	00:23.5443	95.565	00:14:15	12:24:48	SF
37	00:23.7195	94.859	00:14:38	12:25:12	SF
38	00:23.9320	94.016	00:15:02	12:25:36	SF
39	00:23.6741	95.041	00:15:26	12:25:59	SF
40	00:23.6858	94.994	00:15:50	12:26:23	SF
41	00:23.6146	95.280	00:16:13	12:26:47	SF
42	00:23.6582	95.104	00:16:37	12:27:10	SF
43	00:23.7989	94.542	00:17:01	12:27:34	SF

Event: Mazda Freedom 75
Track: Lucas Oil Raceway
Report: Lap Report
Session: Race

Round 9
0.625 mile(s)
USF2000
May 23, 2015




Lap Data for Car 81 - Agren, Ayla (R)

Best Lap

Lap	Time	Speed	Session Time	Lap TOD	TL
44	00:24.3857	92.267	00:17:25	12:27:58	SF
45	00:23.4700	95.867	00:17:49	12:28:22	SF
46	00:23.7093	94.899	00:18:12	12:28:46	SF
47	00:24.2242	92.882	00:18:37	12:29:010	SF
48	00:23.8020	94.530	00:19:00	12:29:34	SF
49	00:23.2948	96.588	00:19:24	12:29:57	SF
50	00:22.9703	97.953	00:19:47	12:30:20	SF
51	00:23.0874	97.456	00:20:010	12:30:43	SF
52	00:23.2578	96.742	00:20:33	12:31:06	SF
53	00:23.1340	97.259	00:20:56	12:31:29	SF
54	00:23.1598	97.151	00:21:19	12:31:52	SF
55	00:23.2294	96.860	00:21:42	12:32:16	SF
56	00:23.1998	96.984	00:22:06	12:32:39	SF
57	00:23.2491	96.778	00:22:29	12:33:02	SF
58	00:23.2262	96.873	00:22:52	12:33:25	SF
59	00:23.2774	96.660	00:23:15	12:33:49	SF
60	00:23.7498	94.738	00:23:39	12:34:12	SF
61	00:23.8934	94.168	00:24:03	12:34:36	SF
62	00:23.2439	96.800	00:24:26	12:34:60	SF
63	00:23.5141	95.687	00:24:50	12:35:23	SF
64	00:23.5839	95.404	00:25:13	12:35:47	SF
65	00:23.6115	95.293	00:25:37	12:36:10	SF
66	00:23.7937	94.563	00:26:01	12:36:34	SF
67	00:23.9122	94.094	00:26:25	12:36:58	SF
68	00:24.0559	93.532	00:26:49	12:37:22	SF
69	00:23.7253	94.835	00:27:13	12:37:46	SF
70	00:23.8477	94.349	00:27:36	12:38:010	SF
71	00:23.7724	94.648	00:28:00	12:38:33	SF
72	00:24.3344	92.462	00:28:24	12:38:58	SF

Event: Mazda Freedom 75
Track: Lucas Oil Raceway
Report: Lap Report
Session: Race

Round 9
0.625 mile(s)

USF2000
May 23, 2015

Lap Data for Car 82 - Gabin, Luke (R) Best Lap

Lap	Time	Speed	Session Time	Lap TOD	TL
0	No Time	*****	00:00:00	12:09:14	SF
0	00:46.5514	48.334	00:00:00	12:10:00	SF
0	00:34.3860	65.434	00:00:01	12:10:34	SF
1	00:25.0729	89.738	00:00:26	12:10:60	SF
2	00:23.7213	94.851	00:00:50	12:11:23	SF
3	00:23.0303	97.697	00:01:13	12:11:46	SF
4	00:22.9587	98.002	00:01:36	12:12:09	SF
5	00:22.8867	98.310	00:01:59	12:12:32	SF
6	00:23.0949	97.424	00:02:22	12:12:55	SF
7	00:23.0553	97.591	00:02:45	12:13:18	SF
8	00:22.9638	97.980	00:03:08	12:13:41	SF
9	00:22.9650	97.975	00:03:31	12:14:04	SF
10	00:23.0047	97.806	00:03:54	12:14:27	SF
11	00:22.9789	97.916	00:04:17	12:14:50	SF
12	00:23.2669	96.704	00:04:40	12:15:13	SF
13	00:23.2566	96.747	00:05:04	12:15:37	SF
14	00:23.1972	96.994	00:05:27	12:15:60	SF
15	00:23.3447	96.382	00:05:50	12:16:23	SF
16	00:23.3871	96.207	00:06:13	12:16:47	SF
17	00:23.3199	96.484	00:06:37	12:17:010	SF
18	00:22.9800	97.911	00:06:60	12:17:33	SF
19	00:23.2807	96.647	00:07:23	12:17:56	SF
20	00:23.0359	97.674	00:07:46	12:18:19	SF
21	00:23.0727	97.518	00:08:09	12:18:42	SF
22	00:22.9870	97.881	00:08:32	12:19:05	SF
23	00:23.0109	97.780	00:08:55	12:19:28	SF
24	00:23.0348	97.678	00:09:18	12:19:51	SF
25	00:23.1745	97.089	00:09:41	12:20:15	SF
26	00:23.0813	97.482	00:10:04	12:20:38	SF
27	00:23.1820	97.058	00:10:28	12:21:01	SF
28	00:23.2393	96.819	00:10:51	12:21:24	SF
29	00:23.0953	97.422	00:11:14	12:21:47	SF
30	00:23.4309	96.027	00:11:37	12:22:11	SF
31	00:23.3799	96.237	00:12:01	12:22:34	SF
32	00:23.4431	95.977	00:12:24	12:22:57	SF
33	00:22.9602	97.996	00:12:47	12:23:20	SF
34	00:23.0529	97.602	00:13:10	12:23:43	SF
35	00:23.1641	97.133	00:13:33	12:24:07	SF
36	00:23.1810	97.062	00:13:57	12:24:30	SF
37	00:23.2619	96.725	00:14:20	12:24:53	SF
38	00:23.1875	97.035	00:14:43	12:25:16	SF
39	00:23.1722	97.099	00:15:06	12:25:39	SF
40	00:23.1792	97.070	00:15:29	12:26:03	SF
41	00:23.1612	97.145	00:15:53	12:26:26	SF
42	00:23.2142	96.923	00:16:16	12:26:49	SF
43	00:23.1940	97.008	00:16:39	12:27:12	SF

Event: Mazda Freedom 75
Track: Lucas Oil Raceway
Report: Lap Report
Session: Race

Round 9
0.625 mile(s)
USF2000
May 23, 2015



Lap Data for Car 82 - Gabin, Luke (R)

Best Lap

Lap	Time	Speed	Session Time	Lap TOD	TL
44	00:23.0774	97.498	00:17:02	12:27:35	SF
45	00:23.5807	95.417	00:17:26	12:27:59	SF
46	00:23.3539	96.344	00:17:49	12:28:22	SF
47	00:23.2452	96.794	00:18:12	12:28:45	SF
48	00:23.1363	97.250	00:18:35	12:29:09	SF
49	00:23.0407	97.653	00:18:58	12:29:32	SF
50	00:23.0278	97.708	00:19:21	12:29:55	SF
51	00:22.9385	98.088	00:19:44	12:30:18	SF
52	00:22.9033	98.239	00:20:07	12:30:40	SF
53	00:23.0975	97.413	00:20:30	12:31:04	SF
54	00:23.2233	96.885	00:20:54	12:31:27	SF
55	00:23.1465	97.207	00:21:17	12:31:50	SF
56	00:23.1259	97.294	00:21:40	12:32:13	SF
57	00:23.1138	97.344	00:22:03	12:32:36	SF
58	00:23.0310	97.694	00:22:26	12:32:59	SF
59	00:23.5262	95.638	00:22:49	12:33:23	SF
60	00:23.4948	95.766	00:23:13	12:33:46	SF
61	00:23.0240	97.724	00:23:36	12:34:09	SF
62	00:22.9737	97.938	00:23:59	12:34:32	SF
63	00:23.2273	96.869	00:24:22	12:34:55	SF
64	00:23.3389	96.406	00:24:46	12:35:19	SF
65	00:23.2076	96.951	00:25:09	12:35:42	SF
66	00:23.6268	95.231	00:25:32	12:36:06	SF
67	00:23.2285	96.864	00:25:56	12:36:29	SF
68	00:23.3071	96.537	00:26:19	12:36:52	SF
69	00:23.4891	95.789	00:26:42	12:37:16	SF
70	00:23.0849	97.466	00:27:05	12:37:39	SF
71	00:23.2174	96.910	00:27:29	12:38:02	SF
72	00:23.4239	96.056	00:27:52	12:38:25	SF
73	00:23.4537	95.934	00:28:16	12:38:49	SF

Event: Mazda Freedom 75
Track: Lucas Oil Raceway
Report: Lap Report
Session: Race

Round 9
0.625 mile(s)
USF2000
May 23, 2015



Lap Data for Car 83 - Rickards, Garth (R)

Best Lap

Lap	Time	Speed	Session Time	Lap TOD	TL
0	No Time	*****	00:00:00	12:09:11	SF
0	00:46.7079	48.172	00:00:00	12:09:58	SF
0	00:35.5920	63.216	00:00:00	12:10:34	SF
1	00:24.2627	92.735	00:00:25	12:10:58	SF
2	00:23.2806	96.647	00:00:48	12:11:21	SF
3	00:22.9534	98.025	00:01:11	12:11:44	SF
4	00:22.8232	98.584	00:01:34	12:12:07	SF
5	00:22.8741	98.365	00:01:57	12:12:30	SF
6	00:22.7991	98.688	00:02:19	12:12:53	SF
7	00:22.8391	98.515	00:02:42	12:13:16	SF
8	00:22.8505	98.466	00:03:05	12:13:38	SF
9	00:22.9981	97.834	00:03:28	12:14:01	SF
10	00:22.9196	98.169	00:03:51	12:14:24	SF
11	00:22.9788	97.916	00:04:14	12:14:47	SF
12	00:22.9520	98.031	00:04:37	12:15:10	SF
13	00:23.0236	97.726	00:05:00	12:15:33	SF
14	00:22.9655	97.973	00:05:23	12:15:56	SF
15	00:22.9722	97.944	00:05:46	12:16:19	SF
16	00:23.0835	97.472	00:06:09	12:16:42	SF
17	00:23.1552	97.170	00:06:32	12:17:05	SF
18	00:22.9478	98.049	00:06:55	12:17:28	SF
19	00:22.9270	98.138	00:07:18	12:17:51	SF
20	00:22.8636	98.410	00:07:41	12:18:14	SF
21	00:22.9365	98.097	00:08:04	12:18:37	SF
22	00:22.9486	98.045	00:08:27	12:19:00	SF
23	00:23.0563	97.587	00:08:50	12:19:23	SF
24	00:23.2639	96.716	00:09:13	12:19:46	SF
25	00:23.3584	96.325	00:09:37	12:20:10	SF
26	00:23.1851	97.045	00:09:60	12:20:33	SF
27	00:23.2365	96.830	00:10:23	12:20:56	SF
28	00:23.4524	95.939	00:10:46	12:21:20	SF
29	00:23.0202	97.740	00:11:09	12:21:43	SF
30	00:23.1828	97.055	00:11:33	12:22:06	SF
31	00:23.0392	97.660	00:11:56	12:22:29	SF
32	00:23.0171	97.753	00:12:19	12:22:52	SF
33	00:23.0763	97.503	00:12:42	12:23:15	SF
34	00:23.3549	96.340	00:13:05	12:23:38	SF
35	00:23.2704	96.689	00:13:28	12:24:02	SF
36	00:23.5029	95.733	00:13:52	12:24:25	SF
37	00:23.5849	95.400	00:14:15	12:24:49	SF
38	00:23.6232	95.245	00:14:39	12:25:12	SF
39	00:23.7467	94.750	00:15:03	12:25:36	SF
40	00:23.5831	95.407	00:15:26	12:25:60	SF
41	00:23.5752	95.439	00:15:50	12:26:23	SF
42	00:23.5640	95.485	00:16:14	12:26:47	SF
43	00:23.5446	95.563	00:16:37	12:27:10	SF

Event: Mazda Freedom 75
Track: Lucas Oil Raceway
Report: Lap Report
Session: Race

Round 9
0.625 mile(s)
USF2000
May 23, 2015



Lap Data for Car 83 - Rickards, Garth (R)

Best Lap

Lap	Time	Speed	Session Time	Lap TOD	TL
44	00:23.8343	94.402	00:17:01	12:27:34	SF
45	00:24.3379	92.448	00:17:25	12:27:58	SF
46	00:23.5449	95.562	00:17:49	12:28:22	SF
47	00:23.6532	95.125	00:18:12	12:28:46	SF
48	00:23.5204	95.662	00:18:36	12:29:09	SF
49	00:23.0464	97.629	00:18:59	12:29:32	SF
50	00:23.1566	97.165	00:19:22	12:29:55	SF
51	00:23.0129	97.771	00:19:45	12:30:18	SF
52	00:23.1312	97.271	00:20:08	12:30:42	SF
53	00:23.1549	97.172	00:20:31	12:31:05	SF
54	00:23.4225	96.061	00:20:55	12:31:28	SF
55	00:23.6269	95.230	00:21:19	12:31:52	SF
56	00:23.5806	95.417	00:21:42	12:32:15	SF
57	00:23.2468	96.788	00:22:05	12:32:39	SF
58	00:23.0651	97.550	00:22:28	12:33:02	SF
59	00:23.1089	97.365	00:22:52	12:33:25	SF
60	00:23.2935	96.593	00:23:15	12:33:48	SF
61	00:23.4845	95.808	00:23:38	12:34:12	SF
62	00:23.6229	95.247	00:24:02	12:34:35	SF
63	00:23.6702	95.056	00:24:26	12:34:59	SF
64	00:23.5339	95.607	00:24:49	12:35:22	SF
65	00:23.7384	94.783	00:25:13	12:35:46	SF
66	00:23.5394	95.584	00:25:36	12:36:010	SF
67	00:23.7727	94.646	00:26:00	12:36:33	SF
68	00:23.6089	95.303	00:26:24	12:36:57	SF
69	00:23.5628	95.490	00:26:47	12:37:21	SF
70	00:23.2408	96.813	00:27:11	12:37:44	SF
71	00:23.1271	97.288	00:27:34	12:38:07	SF
72	00:23.0184	97.748	00:27:57	12:38:30	SF
73	00:23.4710	95.863	00:28:20	12:38:53	SF

Event: Mazda Freedom 75
Track: Lucas Oil Raceway
Report: Lap Report
Session: Race

Round 9
0.625 mile(s)
USF2000
May 23, 2015



Lap Data for Car 84 - Lastochkin, Nikita (R)

Best Lap

Lap	Time	Speed	Session Time	Lap TOD	TL
0	No Time	*****	00:00:00	12:09:14	SF
0	00:46.2604	48.638	00:00:00	12:10:01	SF
0	00:34.1696	65.848	00:00:02	12:10:35	SF
1	00:25.1725	89.383	00:00:27	12:11:00	SF
2	00:24.4123	92.167	00:00:51	12:11:24	SF
3	00:23.8547	94.321	00:01:15	12:11:48	SF
4	00:23.5865	95.394	00:01:39	12:12:12	SF
5	00:23.7076	94.906	00:02:02	12:12:36	SF
6	00:23.5606	95.498	00:02:26	12:12:59	SF
7	00:23.4664	95.882	00:02:49	12:13:23	SF
8	00:23.9986	93.755	00:03:13	12:13:47	SF
9	00:23.8478	94.348	00:03:37	12:14:10	SF
10	00:23.6815	95.011	00:04:01	12:14:34	SF
11	00:23.5963	95.354	00:04:25	12:14:58	SF
12	00:23.8061	94.514	00:04:48	12:15:22	SF
13	00:23.8053	94.517	00:05:12	12:15:45	SF
14	00:24.5189	91.766	00:05:37	12:16:010	SF
15	00:24.2904	92.629	00:06:01	12:16:34	SF
16	00:23.9239	94.048	00:06:25	12:16:58	SF
17	00:24.3689	92.331	00:06:49	12:17:22	SF
18	00:23.8179	94.467	00:07:13	12:17:46	SF
19	00:23.7662	94.672	00:07:37	12:18:10	SF
20	00:23.7700	94.657	00:08:01	12:18:34	SF
21	00:23.7720	94.649	00:08:24	12:18:58	SF
22	00:23.7018	94.929	00:08:48	12:19:21	SF
23	00:24.1767	93.065	00:09:12	12:19:45	SF
24	00:23.6705	95.055	00:09:36	12:20:09	SF
25	00:23.4169	96.084	00:09:59	12:20:33	SF
26	00:23.3741	96.260	00:10:23	12:20:56	SF
27	00:24.5284	91.730	00:10:47	12:21:20	SF
28	00:23.7898	94.578	00:11:11	12:21:44	SF
29	00:23.7336	94.802	00:11:35	12:22:08	SF
30	00:24.4859	91.890	00:11:59	12:22:32	SF
31	00:25.3451	88.775	00:12:25	12:22:58	SF
32	00:23.9294	94.027	00:12:49	12:23:22	SF
33	00:23.7924	94.568	00:13:12	12:23:46	SF
34	00:23.9270	94.036	00:13:36	12:24:09	SF
35	00:23.9555	93.924	00:14:00	12:24:33	SF
36	00:24.5324	91.715	00:14:25	12:24:58	SF
37	00:24.1579	93.137	00:14:49	12:25:22	SF
38	00:23.9418	93.978	00:15:13	12:25:46	SF
39	00:23.7883	94.584	00:15:37	12:26:010	SF
40	00:24.1502	93.167	00:16:01	12:26:34	SF
41	00:24.7839	90.785	00:16:26	12:26:59	SF
42	00:23.8089	94.502	00:16:49	12:27:23	SF
43	00:23.7262	94.832	00:17:13	12:27:46	SF

Event: Mazda Freedom 75

Round 9

Track: Lucas Oil Raceway

0.625 mile(s)



Report: Lap Report

USF2000

Session: Race

May 23, 2015

Lap Data for Car 84 - Lastochkin, Nikita (R)

Best Lap

Lap	Time	Speed	Session Time	Lap TOD	TL
44	00:23.8992	94.145	00:17:37	12:28:10	SF
45	00:24.3066	92.567	00:18:01	12:28:35	SF
46	00:25.3837	88.640	00:18:27	12:28:60	SF
47	00:24.1153	93.302	00:18:51	12:29:24	SF
48	00:24.2192	92.901	00:19:15	12:29:48	SF
49	00:23.7532	94.724	00:19:39	12:30:12	SF
50	00:23.7155	94.875	00:20:02	12:30:36	SF
51	00:23.5817	95.413	00:20:26	12:30:59	SF
52	00:23.6228	95.247	00:20:50	12:31:23	SF
53	00:23.5260	95.639	00:21:13	12:31:46	SF
54	00:23.6539	95.122	00:21:37	12:32:10	SF
55	00:23.7932	94.565	00:22:01	12:32:34	SF
56	00:23.8958	94.159	00:22:25	12:32:58	SF
57	00:24.2524	92.774	00:22:49	12:33:22	SF
58	00:24.4375	92.072	00:23:13	12:33:46	SF
59	00:23.6453	95.156	00:23:37	12:34:10	SF
60	00:23.5135	95.690	00:24:00	12:34:34	SF
61	00:23.8106	94.496	00:24:24	12:34:57	SF
62	00:24.4291	92.103	00:24:49	12:35:22	SF
63	00:23.8776	94.231	00:25:13	12:35:46	SF
64	00:23.5727	95.449	00:25:36	12:36:09	SF
65	00:24.2772	92.680	00:26:00	12:36:34	SF
66	00:23.9540	93.930	00:26:24	12:36:58	SF
67	00:23.8859	94.198	00:26:48	12:37:21	SF
68	00:23.7293	94.819	00:27:12	12:37:45	SF
69	00:23.6869	94.989	00:27:36	12:38:09	SF
70	00:23.7220	94.849	00:27:59	12:38:33	SF
71	00:23.7664	94.671	00:28:23	12:38:56	SF