

Event: MRTI - Promoter Test - NOLA
Track: NOLA Motorsports Park
Report: Section Data Report
Session: Practice 1-USF2000

2.74 mile(s)



USF2000
April 9, 2015

Section Data for Car 16 - Dayson, James

Lap	T/SF to I1	I9 to I10	I10 to SF	I1 to I2	I2 to I3	I3 to I4	I4 to I5	I5 to I6	I6 to I7	I7 to I8	I8 to I9	Lap	SFP to SF	
1	T	6.6592	1.4839	14.0901	9.3255	19.4613	11.6389	6.4803	15.3930	7.9558	7.6258	21.3766	121.4904	149.9532
	S	106.790	60.192	79.843	72.821	77.146	68.950	89.221	85.798	118.610	110.778	59.358	81.192	65.784
2	T	6.2811	1.3064	12.0145	8.6704	17.7935	10.7647	5.8633	14.6684	7.7032	7.2342	17.4129	109.7126	
	S	113.218	68.370	93.637	78.323	84.377	74.549	98.610	90.036	122.499	116.775	72.869	89.908	
3	T	6.1992	1.2228	11.7256	8.0749	17.3885	10.4730	5.7469	14.3864	7.6630	7.2060	15.7963	105.8826	
	S	114.714	73.044	95.944	84.099	86.342	76.626	100.608	91.801	123.142	117.232	80.327	93.160	
4	T	6.2086	1.2498	11.5652	7.9514	17.6583	10.5003	5.7446	14.1785	7.6279	7.1768	15.2481	105.1095	
	S	114.541	71.466	97.275	85.405	85.023	76.426	100.648	93.147	123.709	117.709	83.215	93.845	
5	T	6.2065	1.2085	11.7021	9.0015	17.4500	10.3737	5.8360	14.8422	7.6440	7.1880	15.1833	106.6358	
	S	114.579	73.908	96.137	75.442	86.038	77.359	99.072	88.982	123.448	117.525	83.570	92.502	
6	T	6.1740	1.2212	11.5603	7.6855	17.1003	10.2665	5.7842	14.5134	7.7064	7.1831	15.1065	104.3014	
	S	115.182	73.140	97.316	88.360	87.798	78.167	99.959	90.997	122.448	117.606	83.995	94.572	
7	T	6.1822	1.2622	11.5686	7.5313	16.9882	10.2819	5.7222	14.4272	7.6462	7.1667	15.6154	104.3921	
	S	115.030	70.764	97.246	90.169	88.377	78.050	101.042	91.541	123.412	117.875	81.257	94.490	

Event: MRTI - Promoter Test - NOLA
Track: NOLA Motorsports Park
Report: Section Data Report
Session: Practice 1-USF2000

2.74 mile(s)




USF2000
April 9, 2015

Section Data for Car 17 - Franzoni, Victor

Lap	T/SF to I1	I9 to I10	I10 to SF	I1 to I2	I2 to I3	I3 to I4	I4 to I5	I5 to I6	I6 to I7	I7 to I8	I8 to I9	Lap	SFP to SF	SF to PI
1	T	6.1528	1.2215	11.4902	8.1621	17.4075	10.0002	5.6456	13.8055	7.5672	7.1752	14.6773	103.3051	109.2825
	S	115.579	73.122	97.910	83.201	86.248	80.248	102.413	95.663	124.701	117.735	86.451	95.484	90.266
2	T	6.1203	1.1918	11.3871	8.7839	17.7823	9.9456	5.5616	13.6578	7.5531	7.1643	14.3802	103.5280	
	S	116.193	74.944	98.796	77.311	84.430	80.689	103.960	96.698	124.934	117.914	88.237	95.279	
3	T	6.1159	1.1877	11.4880	7.4664	16.6341	9.8481	5.4513	13.8097	7.5790	7.1738	14.1887	100.9427	
	S	116.277	75.203	97.928	90.953	90.258	81.488	106.063	95.634	124.507	117.758	89.428	97.719	
4	T	6.0988	1.1902	11.3489	7.3738	16.4740	9.8279	5.4799	13.6380	7.5624	7.1539	14.2560	100.4038	
	S	116.603	75.045	99.129	92.095	91.135	81.655	105.510	96.838	124.780	118.086	89.006	98.243	
5	T	6.0988	1.1681	11.3452	7.3408	16.4814	9.8523	5.4697	13.6273	7.5347	7.1496	14.0512	100.1191	
	S	116.603	76.464	99.161	92.509	91.094	81.453	105.706	96.914	125.239	118.157	90.303	98.523	
6	T	6.1061	1.1689	11.4802	7.3095	16.5165	9.9199	5.4921	13.7440	7.5432	7.1713	14.1076	100.5593	92.6987
	S	116.463	76.412	97.995	92.905	90.901	80.898	105.275	96.092	125.098	117.799	89.942	98.091	95.500
7	T											14.1380		
	S											89.748		


Event: **MRTI - Promoter Test - NOLA**
Track: **NOLA Motorsports Park**
Report: **Section Data Report**
Session: **Practice 1-USF2000**

2.74 mile(s) 
USF2000
April 9, 2015

Section Data for Car 2 - Jamin, Nico

Lap	T/SF to I1	I9 to I10	I10 to SF	I1 to I2	I2 to I3	I3 to I4	I4 to I5	I5 to I6	I6 to I7	I7 to I8	I8 to I9	Lap	PI to SFP	SFP to SF	SF to PI
1	T			8.6085	16.8932	10.0925	5.7350	13.8903	7.5040	7.1145	16.9605	198.7888	96.8272	107.2264	
	S			78.886	88.874	79.514	100.816	95.079	125.751	118.740	74.813	49.621	12.256	91.997	
2	T	6.0486	1.1991	11.6588	7.7163	16.6450	9.9095	5.5436	13.8582	7.4257	6.9801	14.7392	101.7241		
	S	117.570	74.488	96.494	88.007	90.199	80.983	104.297	95.300	127.077	121.026	86.088	96.968		
3	T	6.0492	1.1603	11.7609	7.5724	16.5949	9.8796	5.4285	13.7217	7.4119	6.9638	14.3883	100.9315		
	S	117.559	76.979	95.656	89.680	90.471	81.228	106.509	96.248	127.314	121.309	88.187	97.730		
4	T	5.9988	1.1248	11.3297	7.4986	16.5841	9.9203	5.4847	13.6920	7.3990	6.9624	14.2498	100.2442		
	S	118.546	79.408	99.297	90.562	90.530	80.895	105.417	96.456	127.536	121.334	89.044	98.400		
5	T	5.9757	1.1893	11.2045	7.4769	16.5578	9.8736	5.4877	13.6735	7.3982	6.9781	14.1726	99.9879		
	S	119.005	75.101	100.406	90.825	90.674	81.277	105.360	96.587	127.549	121.061	89.529	98.652		
6	T	5.9714	1.1844	11.2594	7.4040	16.5683	9.7683	5.4586	13.6633	7.4001	6.9564	14.2079	99.8421		
	S	119.090	75.412	99.917	91.719	90.617	82.153	105.921	96.659	127.517	121.438	89.307	98.796		
7	T	5.9270	1.1480	11.3528	7.3313	16.4059	9.7910	5.4234	13.6214	7.3906	6.9538	14.2153	99.5605		
	S	119.983	77.803	99.094	92.629	91.514	81.963	106.609	96.956	127.681	121.484	89.260	99.075		
8	T	5.9827	1.1349	11.2673	7.3100	16.3630	9.8183	5.8913	16.0389	9.7519	9.0805	14.0879	106.7267		105.2008
	S	118.865	78.701	99.846	92.899	91.754	81.735	98.142	82.342	96.764	93.032	90.068	92.423		84.151
9	T											19.5318			
	S											64.964			

Event: **MRTI - Promoter Test - NOLA**
Track: **NOLA Motorsports Park**
Report: **Section Data Report**
Session: **Practice 1-USF2000**

2.74 mile(s) 
USF2000
April 9, 2015

Section Data for Car 22 - Eidson, Jake

Lap	T/SF to I1	I9 to I10	I10 to SF	I1 to I2	I2 to I3	I3 to I4	I4 to I5	I5 to I6	I6 to I7	I7 to I8	I8 to I9	Lap	PI to SFP	SFP to SF	SF to PI	
1	T	6.0469	1.1827	11.4132	7.4886	16.6709	9.9274	5.5983	13.9406	7.4588	7.0378	14.9943	101.7595		110.4983	
	S	117.603	75.521	98.570	90.683	90.059	80.837	103.278	94.736	126.513	120.034	84.623	96.934		89.273	
2	T	5.9915	1.1675	11.3137	7.4396	16.5790	9.8700	5.5168	13.7222	7.3909	6.9320	14.5459	100.4691			
	S	118.691	76.504	99.437	91.281	90.558	81.307	104.804	96.244	127.675	121.866	87.232	98.179			
3	T	5.9836	1.1512	11.2795	7.2705	16.4442	9.7723	5.4255	13.5818	7.3707	6.9192	14.1885	99.3870			
	S	118.848	77.587	99.738	93.404	91.300	82.120	106.567	97.239	128.025	122.091	89.429	99.248			
4	T	5.8401	1.1958	11.1721	8.1124	16.9013	9.8749	5.3899	13.5180	7.4070	6.9867	14.3975	100.7957			94.1707
	S	121.768	74.693	100.697	83.710	88.831	81.267	107.271	97.698	127.398	120.912	88.131	97.861			94.007
5	T				8.0393	16.5948	9.9344	5.5192	13.9389	7.4476	6.9881		275.2765	177.3218	104.4257	
	S				84.471	90.472	80.780	104.758	94.748	126.703	120.887		35.833	6.692	94.465	
6	T	5.9830	1.1649	11.2180	7.2169	16.4246	9.8064	5.4033	13.6090	7.4182	6.9744	14.2285	99.4472			
	S	118.859	76.675	100.285	94.097	91.409	81.834	107.005	97.045	127.206	121.125	89.178	99.188			
7	T	5.9942	1.1613	11.2250	7.3382	16.5917	9.8002	5.4831	13.5618	7.4048	6.9746	14.0592	99.5941			92.7630
	S	118.637	76.912	100.223	92.542	90.489	81.886	105.448	97.382	127.436	121.121	90.251	99.042			95.434
8	T											15.0550				
	S											84.282				

Event: **MRTI - Promoter Test - NOLA**
Track: **NOLA Motorsports Park**
Report: **Section Data Report**
Session: **Practice 1-USF2000**

2.74 mile(s)




USF2000
April 9, 2015

Section Data for Car 23 - Luo, Yufeng (R)

Lap	T/SF to I1	I9 to I10	I10 to SF	I1 to I2	I2 to I3	I3 to I4	I4 to I5	I5 to I6	I6 to I7	I7 to I8	I8 to I9	Lap	SFP to SF	SF to PI
1	T	6.0149	1.3411	11.4148	8.0138	16.9457	10.3665	5.6556	13.9912	7.4087	7.0027	16.1532	104.3082	111.9474
	S	118.229	66.601	98.556	84.740	88.599	77.413	102.232	94.394	127.369	120.635	78.552	94.566	88.118
2	T	5.9839	1.2708	11.4093	7.6995	16.6985	10.1783	5.5485	13.9827	7.4187	6.9862	15.0297	102.2061	
	S	118.842	70.285	98.604	88.199	89.910	78.844	104.205	94.451	127.197	120.920	84.424	96.511	
3	T	5.9823	1.2022	11.3401	7.6342	16.6037	10.0374	5.5517	13.8664	7.3713	6.9663	14.6954	101.2510	
	S	118.873	74.296	99.205	88.954	90.423	79.951	104.145	95.243	128.015	121.266	86.344	97.421	
4	T	5.9265	1.2264	11.2594	8.3707	16.5162	9.9569	5.5099	13.7609	7.3671	6.9630	14.5890	101.4460	
	S	119.993	72.830	99.917	81.127	90.902	80.597	104.935	95.974	128.088	121.323	86.974	97.234	
5	T	5.9649	1.2077	11.1729	7.6518	16.5615	10.0144	5.6725	14.1283	7.3990	6.9869	14.5472	101.3071	
	S	119.220	73.957	100.690	88.749	90.654	80.135	101.927	93.478	127.536	120.908	87.224	97.367	
6	T	5.9134	1.2243	11.1616	7.6459	16.7353	10.2218	5.8708	14.7351	7.3648	6.9487	14.7261	102.5478	
	S	120.258	72.954	100.792	88.818	89.712	78.509	98.484	89.628	128.128	121.573	86.164	96.189	
7	T	5.9593	1.2308	11.2238	7.5765	16.5747	9.9950	5.5241	13.7824	7.3734	6.9542	14.4555	100.6497	
	S	119.332	72.569	100.233	89.631	90.582	80.290	104.665	95.824	127.978	121.477	87.777	98.003	
8	T	5.9704	1.2236	11.2019	7.4948	16.4698	9.9831	6.2719	14.4869	8.0598	7.5810	14.4082	103.1514	100.4891
	S	119.110	72.996	100.429	90.608	91.159	80.386	92.186	91.164	117.079	111.433	88.065	95.626	88.096
9	T											18.4513		
	S											68.768		


Event: **MRTI - Promoter Test - NOLA**
Track: **NOLA Motorsports Park**
Report: **Section Data Report**
Session: **Practice 1-USF2000**

2.74 mile(s) 
USF2000
April 9, 2015

Section Data for Car 3 - Telitz, Aaron

Lap	T/SF to I1	I9 to I10	I10 to SF	I1 to I2	I2 to I3	I3 to I4	I4 to I5	I5 to I6	I6 to I7	I7 to I8	I8 to I9	Lap	PI to SFP	SFP to SF	SF to PI
1	T			8.5471	16.9823	10.2075	5.7407	14.1969	7.4514	7.0155	16.6673	209.5670	107.1333	108.1596	
	S			79.453	88.408	78.619	100.716	93.026	126.639	120.415	76.129	47.068	11.077	91.204	
2	T	6.0247	1.2764	11.4103	7.8274	16.5681	10.0304	5.5435	13.8397	7.4267	6.9935	14.6355	101.5762		
	S	118.037	69.977	98.595	86.758	90.618	80.007	104.299	95.427	127.060	120.794	86.698	97.109		
3	T	5.9995	1.2405	11.3387	7.5470	16.6893	10.0184	5.5936	13.7555	7.4037	6.9685	14.3934	100.9481		
	S	118.533	72.002	99.218	89.982	89.960	80.103	103.365	96.011	127.455	121.227	88.156	97.714		
4	T	5.9970	1.2114	11.3136	7.4735	16.5767	9.9531	5.4907	13.6669	7.3925	6.9734	14.3850	100.4338		
	S	118.582	73.731	99.438	90.867	90.571	80.628	105.302	96.634	127.648	121.142	88.207	98.214		
5	T	5.9857	1.2441	11.3280	7.4251	16.4528	9.8898	5.4351	13.6771	7.3798	6.9641	14.2424	100.0240		
	S	118.806	71.793	99.311	91.459	91.253	81.144	106.379	96.562	127.867	121.304	89.091	98.616		
6	T	5.9875	1.2287	11.3049	7.3963	16.3906	9.8312	5.4198	13.6444	7.3915	6.9676	14.1377	99.7002		
	S	118.770	72.693	99.514	91.815	91.599	81.628	106.680	96.793	127.665	121.243	89.750	98.937		
7	T	5.9786	1.2052	11.2560	7.3402	16.3061	9.8070	5.4053	13.6148	7.3900	6.9486	14.1265	99.3783		
	S	118.947	74.111	99.947	92.517	92.074	81.829	106.966	97.003	127.691	121.575	89.822	99.257		
8	T	5.9982	1.1992	11.2364	7.4826	16.5814	10.0129	6.0262	13.9841	7.4008	6.9651	14.0016	100.8885		98.6475
	S	118.558	74.481	100.121	90.756	90.545	80.147	95.945	94.442	127.505	121.287	90.623	97.771		89.741
9	T											18.0106			
	S											70.451			

Event: **MRTI - Promoter Test - NOLA**
Track: **NOLA Motorsports Park**
Report: **Section Data Report**
Session: **Practice 1-USF2000**

2.74 mile(s) 
USF2000
April 9, 2015

Section Data for Car 33 - Martin, Anthony (R)

Lap	T/SF to I1	I9 to I10	I10 to SF	I1 to I2	I2 to I3	I3 to I4	I4 to I5	I5 to I6	I6 to I7	I7 to I8	I8 to I9	Lap	SFP to SF	SF to PI
1	T	6.4531	1.3366	11.9737	8.5988	17.4335	10.0804	5.6499	14.1297	7.5404	7.0866	15.0215	105.3042	116.6455
	S	110.201	66.825	93.956	78.975	86.119	79.610	102.335	93.468	125.144	119.207	84.470	93.671	84.569
2	T	6.0616	1.2620	11.3456	7.5378	16.5346	9.9322	5.4990	13.7715	7.5089	7.0734	14.5197	101.0463	
	S	117.318	70.775	99.157	90.091	90.801	80.798	105.143	95.900	125.669	119.430	87.389	97.619	
3	T	6.0518	1.2591	11.3155	7.4302	16.3945	9.8034	5.5196	13.7050	7.5020	7.0625	14.1922	100.2358	
	S	117.508	70.938	99.421	91.396	91.577	81.859	104.751	96.365	125.785	119.614	89.406	98.408	
4	T	6.0154	1.2180	11.1973	7.5320	16.3019	9.8450	5.4521	13.7099	7.4792	7.0453	14.1216	99.9177	
	S	118.219	73.332	100.471	90.161	92.097	81.513	106.048	96.331	126.168	119.906	89.853	98.721	
5	T	6.0609	1.2011	11.2392	7.4109	16.4865	9.9228	5.4768	13.6129	7.4818	7.0702	14.1182	100.0813	
	S	117.332	74.364	100.096	91.634	91.066	80.874	105.569	97.017	126.124	119.484	89.874	98.560	
6	T	6.0512	1.2194	11.3508	7.4714	16.4731	9.9299	5.4428	13.5943	7.4918	7.0819	14.1066	100.2132	
	S	117.520	73.248	99.112	90.892	91.140	80.817	106.229	97.150	125.956	119.286	89.948	98.430	
7	T	6.0540	1.2416	11.2033	7.5515	16.4195	9.8027	5.4588	13.5559	7.4858	7.0755	14.1320	99.9806	
	S	117.466	71.938	100.417	89.928	91.438	81.865	105.917	97.425	126.057	119.394	89.787	98.659	
8	T	6.0606	1.1681	11.2438	7.3421	16.4598	9.8579	5.4302	13.6300	7.5099	7.0724	14.0384	99.8132	
	S	117.338	76.464	100.055	92.493	91.214	81.407	106.475	96.895	125.652	119.446	90.385	98.825	
9	T	6.3551	1.1646	11.8037	7.9878	16.6603	10.0587	5.6425	13.7970	8.0247	7.4868	14.0016	102.9828	98.0630
	S	111.900	76.694	95.309	85.016	90.118	79.782	102.469	95.722	117.591	112.835	90.623	95.783	90.276
10	T											17.4782		
	S											72.597		

Event: **MRTI - Promoter Test - NOLA**
Track: **NOLA Motorsports Park**
Report: **Section Data Report**
Session: **Practice 1-USF2000**

2.74 mile(s)



USF2000
April 9, 2015

Section Data for Car 6 - Hanratty, Max (R)

Lap	T/SF to I1	I9 to I10	I10 to SF	I1 to I2	I2 to I3	I3 to I4	I4 to I5	I5 to I6	I6 to I7	I7 to I8	I8 to I9	Lap	SFP to SF	SF to PI
1	T	6.8133	1.5556	14.0411	9.5155	19.1546	11.4663	6.5988	15.5926	8.3204	7.5499	21.0793	121.6874	142.7299
	S	104.375	57.417	80.122	71.367	78.381	69.988	87.619	84.699	113.412	111.892	60.195	81.060	69.113
2	T	6.2143	1.3581	11.9636	9.0194	17.3183	10.7714	6.1187	14.4229	7.8603	7.2377	16.6120	108.8967	
	S	114.435	65.767	94.035	75.292	86.692	74.503	94.494	91.568	120.051	116.718	76.382	90.581	
3	T	6.0840	1.2257	11.8081	8.5322	18.6648	10.0939	5.7828	14.2362	7.6168	7.1350	15.6097	106.7892	
	S	116.886	72.871	95.274	79.592	80.438	79.503	99.983	92.769	123.889	118.398	81.287	92.369	
4	T	6.0507	1.1874	11.3648	8.4442	17.1438	10.5831	5.8241	14.2646	7.5580	7.0818	14.6311	104.1336	
	S	117.530	75.222	98.990	80.421	87.575	75.828	99.274	92.585	124.853	119.288	86.724	94.724	
5	T	6.1410	1.3074	11.3648	8.4990	17.2467	10.1370	5.7976	14.4645	7.5530	7.1272	15.1179	104.7561	
	S	115.801	68.317	98.990	79.902	87.052	79.165	99.728	91.305	124.935	118.528	83.931	94.162	
6	T	6.1315	1.1603	11.4052	7.9568	16.9013	9.9809	5.5981	14.0453	7.5404	7.1078	14.4464	102.2740	
	S	115.981	76.979	98.639	85.347	88.831	80.404	103.282	94.030	125.144	118.852	87.833	96.447	
7	T	6.1030	1.1603	11.3569	7.9208	16.8609	9.9862	5.5600	13.8480	7.5462	7.0928	14.2874	101.7225	
	S	116.522	76.979	99.059	85.735	89.044	80.361	103.990	95.370	125.048	119.103	88.810	96.970	
8	T	6.1567	1.1519	11.4109	7.7686	16.7130	9.8800	5.6878	13.9512	7.6497	7.2461	14.4539	102.0698	99.6853
	S	115.506	77.540	98.590	87.415	89.832	81.225	101.653	94.664	123.358	116.583	87.787	96.640	88.807
9	T											19.2114		
	S											66.043		

Event: MRTI - Promoter Test - NOLA
Track: NOLA Motorsports Park
Report: Section Data Report
Session: Practice 1-USF2000

2.74 mile(s)




USF2000
April 9, 2015

Section Data for Car 61 - List, Andrew

Lap	T/SF to I1	I9 to I10	I10 to SF	I1 to I2	I2 to I3	I3 to I4	I4 to I5	I5 to I6	I6 to I7	I7 to I8	I8 to I9	Lap	SFP to SF	
1	T	6.2421	1.2957	12.2562	8.7685	17.8099	10.9206	6.1592	14.6995	8.5681	7.7748	17.5807	112.0753	121.2080
	S	113.926	68.934	91.790	77.447	84.299	73.485	93.873	89.845	110.134	108.655	72.174	88.012	81.385
2	T	6.1645	1.2850	11.9664	8.4100	17.4114	10.6601	6.0897	14.2667	8.1901	7.6280	16.5587	108.6306	
	S	115.360	69.508	94.013	80.748	86.229	75.281	94.944	92.571	115.217	110.746	76.628	90.803	
3	T	6.1422	1.1686	11.7628	8.0536	17.3497	10.6549	5.8636	14.1283	7.8940	7.4545	15.5624	106.0346	
	S	115.779	76.432	95.640	84.321	86.535	75.317	98.605	93.478	119.538	113.324	81.534	93.026	
4	T	6.1400	1.1209	11.7841	8.6051	18.0686	10.2916	5.7175	14.1414	7.7320	7.3261	15.3263	106.2536	
	S	115.820	79.684	95.468	78.917	83.092	77.976	101.125	93.391	122.043	115.310	82.790	92.835	
5	T	6.1205	1.1393	11.6778	8.0409	16.9600	10.4948	5.7618	14.3313	7.7075	7.3119	14.8954	104.4412	
	S	116.189	78.397	96.337	84.455	88.524	76.466	100.347	92.154	122.431	115.534	85.185	94.445	
6	T	6.1090	1.2159	11.6348	7.9211	16.8952	10.3813	5.7329	14.1399	7.6993	7.2021	15.1559	104.0874	
	S	116.408	73.458	96.693	85.732	88.863	77.302	100.853	93.401	122.561	117.295	83.721	94.767	
7	T	6.3708	1.1170	11.8829	8.7854	16.6910	10.1082	5.6461	14.2194	7.5554	7.0930	15.0058	104.4750	
	S	111.624	79.963	94.674	77.298	89.950	79.391	102.404	92.879	124.896	119.099	84.558	94.415	
8	T		1.0663									14.8260		
	S		83.765									85.584		

Event: **MRTI - Promoter Test - NOLA**
Track: **NOLA Motorsports Park**
Report: **Section Data Report**
Session: **Practice 1-USF2000**

2.74 mile(s) 
USF2000
April 9, 2015

Section Data for Car 80 - Thompson, Parker (R)

Lap	T/SF to I1	I9 to I10	I10 to SF	I1 to I2	I2 to I3	I3 to I4	I4 to I5	I5 to I6	I6 to I7	I7 to I8	I8 to I9	Lap	PI to SFP	SFP to SF	SF to PI	
1	T	6.1745	1.3368	11.7046	8.3146	17.2324	9.9931	5.8214	14.3112	7.5833	7.1310	16.0401	105.6430		113.0006	95.3153
	S	115.173	66.815	96.116	81.675	87.124	80.305	99.320	92.283	124.436	118.465	79.106	93.371		87.296	92.878
2	T		1.3760		8.6085	17.3529	10.2933	5.7337	14.2591	7.6821	7.2868	14.9501	212.6239	113.4372	107.8294	
	S		64.911		78.886	86.519	77.963	100.839	92.620	122.836	115.932	84.873	46.392	10.461	91.483	
3	T	6.1358	1.1976	11.4175	7.8224	16.7152	9.7860	5.4950	13.8674	7.5738	7.1362	14.7814	101.9283			
	S	115.900	74.581	98.533	86.814	89.820	82.005	105.220	95.236	124.592	118.379	85.842	96.774			
4	T	6.1317	1.1536	11.3271	7.5821	16.6826	9.7836	5.5181	13.7861	7.5581	7.1155	14.5599	101.1984			
	S	115.977	77.426	99.319	89.565	89.996	82.025	104.779	95.798	124.851	118.723	87.148	97.472			
5	T	6.0926	1.1454	11.2647	7.4765	16.6003	9.8072	5.4287	13.6515	7.5279	7.1073	14.2916	100.3937			
	S	116.721	77.980	99.870	90.830	90.442	81.828	106.505	96.743	125.352	118.860	88.784	98.253			
6	T	6.0961	1.1468	11.2352	7.4630	16.4467	9.7072	5.3833	13.6694	7.5461	7.1052	14.1799	99.9789			
	S	116.654	77.885	100.132	90.994	91.287	82.671	107.403	96.616	125.050	118.895	89.483	98.661			
7	T	6.1116	1.1619	11.2544	7.3780	16.4122	9.7376	5.4037	13.6253	7.5333	7.0845	14.0783	99.7808			
	S	116.358	76.873	99.961	92.043	91.479	82.413	106.997	96.929	125.262	119.242	90.129	98.857			
8	T	6.1000	1.1136	11.2548	7.4590	16.5420	9.7613	5.3912	13.6730	7.5365	7.0870	14.0284	99.9468			93.8793
	S	116.580	80.207	99.957	91.043	90.761	82.212	107.245	96.590	125.209	119.200	90.450	98.693			94.299
9	T											15.7284				
	S											80.673				

Event: **MRTI - Promoter Test - NOLA**
Track: **NOLA Motorsports Park**
Report: **Section Data Report**
Session: **Practice 1-USF2000**

2.74 mile(s)



USF2000
April 9, 2015

Section Data for Car 81 - Agren, Ayla (R)

Lap	T/SF to I1	I9 to I10	I10 to SF	I1 to I2	I2 to I3	I3 to I4	I4 to I5	I5 to I6	I6 to I7	I7 to I8	I8 to I9	Lap	SFP to SF	SF to PI
1	T	6.2268	1.4574	12.5123	8.3242	17.3275	10.4780	5.9958	14.2784	7.6452	7.3636	17.0234	108.6326	118.6818
	S	114.206	61.286	89.912	81.580	86.646	76.589	96.431	92.495	123.429	114.723	74.536	90.801	83.118
2	T	6.1084	1.3006	11.4906	7.9885	16.9512	10.2451	5.8126	13.9597	7.5329	7.1438	15.7279	104.2613	
	S	116.419	68.675	97.906	85.009	88.570	78.330	99.470	94.607	125.269	118.253	80.676	94.608	
3	T	6.1228	1.1953	11.4621	7.6903	16.8309	10.2532	5.8262	13.9159	7.5161	7.0979	15.2616	103.1723	
	S	116.146	74.724	98.150	88.305	89.203	78.268	99.238	94.905	125.549	119.017	83.141	95.607	
4	T	6.0916	1.2473	11.3900	7.5791	16.6481	10.2155	5.7845	13.7961	7.4982	7.0930	15.5733	102.9167	
	S	116.740	71.609	98.771	89.600	90.182	78.557	99.954	95.729	125.848	119.099	81.477	95.845	
5	T	6.0985	1.2157	11.4118	7.6521	16.7079	10.0642	5.6331	13.5874	7.4773	7.0875	16.0920	103.0275	
	S	116.608	73.471	98.582	88.746	89.860	79.738	102.640	97.199	126.200	119.192	78.851	95.741	
6	T	6.0488	1.1611	11.2268	7.5807	16.6309	10.0509	5.6184	13.6741	7.4693	7.0763	14.6170	101.1543	
	S	117.567	76.925	100.207	89.582	90.276	79.844	102.909	96.583	126.335	119.381	86.807	97.514	
7	T	6.0298	1.1407	11.1984	7.5395	16.6560	9.9026	5.6039	13.7636	7.5061	7.0534	14.7614	101.1554	
	S	117.937	78.301	100.461	90.071	90.140	81.039	103.175	95.955	125.716	119.768	85.958	97.513	
8	T	6.0377	1.1480	11.2935	7.4577	16.5107	9.9546	5.5303	13.6436	7.5014	7.2206	14.6493	100.9474	95.3566
	S	117.783	77.803	99.615	91.059	90.933	80.616	104.548	96.799	125.795	116.995	86.616	97.714	92.838
9	T		1.9604									17.1180		
	S		48.561									74.125		

Event: **MRTI - Promoter Test - NOLA**
Track: **NOLA Motorsports Park**
Report: **Section Data Report**
Session: **Practice 1-USF2000**

2.74 mile(s)



USF2000
April 9, 2015

Section Data for Car 82 - Gabin, Luke (R)

Lap	T/SF to I1	I9 to I10	I10 to SF	I1 to I2	I2 to I3	I3 to I4	I4 to I5	I5 to I6	I6 to I7	I7 to I8	I8 to I9	Lap	PI to SFP	SFP to SF	SF to PI	
1	T	6.1671	1.2607	11.6105	7.6423	16.8245	10.0914	5.6587	13.9934	7.5348	7.1304	15.6152	103.5290		113.2717	
	S	115.311	70.848	96.895	88.859	89.237	79.523	102.176	94.379	125.237	118.475	81.258	95.278		87.087	
2	T	6.1525	1.1764	11.6494	7.5950	16.9006	10.2332	5.5946	13.7681	7.5525	7.1395	14.4359	102.1977			
	S	115.585	75.925	96.571	89.413	88.835	78.421	103.346	95.923	124.944	118.324	87.896	96.519			
3	T	6.1264	1.1771	11.3265	7.3890	16.5190	10.0036	5.5680	13.7525	7.5458	7.1218	14.4703	101.0000			
	S	116.077	75.880	99.325	91.906	90.887	80.221	103.840	96.032	125.055	118.618	87.687	97.663			
4	T	6.1046	1.1678	11.2685	7.5272	16.6358	10.0215	5.5181	13.7017	7.5501	7.1226	14.2562	100.8741			
	S	116.492	76.484	99.836	90.218	90.249	80.078	104.779	96.388	124.983	118.605	89.004	97.785			
5	T	6.1250	1.2282	11.4199	7.4194	17.4174	10.1286	5.6748	13.8479	7.5688	7.1638	15.5613	103.5551			
	S	116.104	72.723	98.512	91.529	86.199	79.231	101.886	95.371	124.675	117.922	81.540	95.254			
6	T	6.1186	1.1438	11.3191	7.3608	17.2093	10.8317	6.3850	14.4537	7.6522	7.2802	14.4091	104.1635			97.2690
	S	116.225	78.089	99.390	92.258	87.241	74.088	90.553	91.373	123.316	116.037	88.060	94.697			91.013
7	T				8.5072	17.0423	10.0661	6.1143	14.7326	7.8033	7.5475	15.2875	249.0320	145.2406		
	S				79.825	88.096	79.723	94.562	89.643	120.928	111.927	83.000	39.609	8.171		
8	T											17.8102				
	S											71.244				

Event: **MRTI - Promoter Test - NOLA**
Track: **NOLA Motorsports Park**
Report: **Section Data Report**
Session: **Practice 1-USF2000**

2.74 mile(s)




USF2000
April 9, 2015

Section Data for Car 83 - Rickards, Garth (R)

Lap	T/SF to I1	I9 to I10	I10 to SF	I1 to I2	I2 to I3	I3 to I4	I4 to I5	I5 to I6	I6 to I7	I7 to I8	I8 to I9	Lap	PI to SFP	SFP to SF	SF to PI	
1	T	10.0851	1.5422	16.0038	11.9050	21.3755	11.6605	7.1973	19.5731	12.0252	11.1478	19.8703	142.3858		155.5985	127.9596
	S	70.514	57.916	70.296	57.042	70.238	68.822	80.333	67.474	78.472	75.779	63.857	69.277		63.397	69.184
2	T		1.5044		10.3970	22.0263	12.7070	7.1944	17.4426	11.3220	10.4538	19.2410	239.5171	113.5297	138.1504	
	S		59.371		65.316	68.162	63.154	80.366	75.716	83.345	80.810	65.946	41.183	10.453	71.404	
3	T	8.9454	1.4786	14.6032	10.0582	21.9283	11.6698	7.3312	19.3067	10.6445	10.4817	19.0713	135.5189			122.2047
	S	79.497	60.407	77.038	67.516	68.467	68.767	78.866	68.405	88.650	80.595	66.533	72.787			72.442
4	T				9.1879	19.6002	11.1482	6.4323	17.7455	10.6751	8.4898	17.8440	176.0968	60.1421	123.5963	
	S				73.911	76.599	71.985	89.887	74.423	88.396	99.504	71.109	56.015	19.732	79.813	
5	T	6.6110	1.2744	12.2058	8.4388	18.2257	10.3516	5.7629	14.7898	8.0989	7.7506	16.0003	109.5098			100.3422
	S	107.569	70.086	92.169	80.472	82.376	77.524	100.328	89.297	116.514	108.994	79.302	90.074			88.225
6	T		1.5782									16.3256				
	S		56.595									77.723				

Event: MRTI - Promoter Test - NOLA
Track: NOLA Motorsports Park
Report: Section Data Report
Session: Practice 1-USF2000

2.74 mile(s) 
USF2000
April 9, 2015

Section Data for Car 84 - Lastochkin, Nikita (R)

Lap	T/SF to I1	I9 to I10	I10 to SF	I1 to I2	I2 to I3	I3 to I4	I4 to I5	I5 to I6	I6 to I7	I7 to I8	I8 to I9	Lap	PI to SFP	SFP to SF	SF to PI	
1	T	6.1951	1.3766	11.7450	7.8740	17.2659	10.4942	5.8074	14.3170	7.6963	7.4149	16.1891	106.3755		116.7930	
	S	114.790	64.883	95.785	86.245	86.955	76.471	99.559	92.246	122.609	113.929	78.378	92.728		84.462	
2	T	6.1696	1.2478	11.4124	7.5919	16.9780	10.1654	5.7193	14.3345	7.7366	7.3742	14.7132	103.4429			95.3981
	S	115.265	71.581	98.577	89.449	88.430	78.944	101.093	92.133	121.970	114.558	86.240	95.357			92.798
3	T		1.4922		8.4797	17.0312	10.2561	5.8721	14.2315	7.6562	7.3449	15.4661	316.2802	217.2715	106.8783	
	S		59.857		80.084	88.154	78.246	98.463	92.800	123.251	115.015	82.042	31.188	5.462	92.297	
4	T	6.1131	1.2443	11.3580	7.9019	17.1448	10.0139	5.6582	13.9623	7.5419	7.1277	14.5959	102.6620			
	S	116.330	71.782	99.049	85.940	87.570	80.139	102.185	94.589	125.119	118.520	86.933	96.082			
5	T	6.0837	1.2355	11.2682	7.5692	16.7502	9.9646	5.5684	13.9905	7.5461	7.1036	14.3334	101.4134			
	S	116.892	72.293	99.838	89.718	89.633	80.535	103.833	94.398	125.050	118.922	88.525	97.265			
6	T	6.1078	1.1933	11.3737	7.5627	16.5687	9.8832	5.4712	13.8478	7.5390	7.1087	14.3111	100.9672			94.1150
	S	116.431	74.850	98.912	89.795	90.614	81.198	105.677	95.371	125.167	118.836	88.663	97.695			94.063
7	T		1.6538									16.0444				
	S		54.008									79.085				

Event: MRTI - Promoter Test - NOLA
Track: NOLA Motorsports Park
Report: Section Data Report
Session: Practice 1-USF2000

2.74 mile(s)



USF2000

April 9, 2015

Section Data for Car 94 - Lloyd, Jordan (R)

Lap	T/SF to I1	I9 to I10	I10 to SF	I1 to I2	I2 to I3	I3 to I4	I4 to I5	I5 to I6	I6 to I7	I7 to I8	I8 to I9	Lap	SFP to SF	SF to PI
1	T	6.0792	1.3086	11.4270	8.1947	16.8993	9.8757	5.5605	13.8407	7.5009	7.0717	15.2972	103.0555	111.2702
	S	116.979	68.255	98.451	82.870	88.842	81.260	103.980	95.420	125.803	119.458	82.947	95.715	88.654
2	T	6.0608	1.1898	11.3823	7.2975	16.4931	10.2884	5.6345	14.2029	7.5470	7.0915	14.5568	101.7446	
	S	117.334	75.070	98.838	93.058	91.030	78.000	102.615	92.987	125.035	119.125	87.166	96.949	
3	T	6.0422	1.2651	11.3018	7.3816	16.5456	9.9073	5.5077	13.7530	7.5059	7.0777	14.4525	100.7404	
	S	117.695	70.602	99.542	91.998	90.741	81.001	104.977	96.029	125.719	119.357	87.795	97.915	
4	T	6.0619	1.2017	11.4136	7.3435	16.4380	9.8012	5.4229	13.7241	7.4962	7.0706	14.1173	100.0910	
	S	117.312	74.327	98.567	92.475	91.335	81.878	106.619	96.231	125.882	119.477	89.880	98.550	
5	T	6.8336	1.1679	13.3582				5.9391	14.1244	7.5149	7.0758	14.0975	86.6388	77.2732
	S	104.065	76.478	84.218				97.352	93.504	125.569	119.389	90.006	113.852	114.564
6	T											15.1439		
	S											83.787		

Report Support Information

Section Legend	
Name	Length
SF to I1	0.197538 miles
I9 to I10	0.024811 miles
I10 to SF	0.312500 miles
I1 to I2	0.188636 miles
I2 to I3	0.417045 miles
I3 to I4	0.222917 miles
I4 to I5	0.160606 miles
I5 to I6	0.366856 miles
I6 to I7	0.262121 miles
I7 to I8	0.234659 miles
I8 to I9	0.352462 miles
Lap	2.740000 miles
PI to SFP	0.329640 miles
SFP to SF	2.740152 miles
SF to PI	2.459091 miles
I9 to PI	0.056250 miles
SFP to I1	0.197538 miles
SFP to PI	2.459091 miles

Color Legend	
	Fastest Lap
	Section Under Caution
	Section Under Green
T	Section Time Data
S	Section Speed Data

