


Event: Promoter Test Day - IMS RC  
Track: Indianapolis Motor Speedway RC  
Report: Section Data Report  
Session: Practice 1 - USF2000

2.439 mile(s)   
USF2000  
May 6, 2015

Section Data for Car 12 - Lerch, Augie (R)

Lap	T/SF to I1	I9 to SF	I1 to I2	I2 to I3	I3 to I4	I4 to I5	I5 to I6	I6 to I7	I7 to I8	I8 to I9	Lap	PI to PO	PO to SF	SF to PI	
1	T	7.0916	5.0761	11.2962	14.1245	10.2159	13.6071	8.7352	6.3359	9.0242	10.2887	95.7954		99.5502	99.0981
	S	129.026	116.589	80.578	86.841	120.267	78.017	84.533	110.948	60.821	83.233	91.658		80.972	80.760
2	T				14.3635	10.1702	13.5576	8.6107	7.1107			464.4616	366.7292	93.0454	
	S				85.396	120.807	78.302	85.755	98.859			18.904	3.874	86.633	
3	T	6.9051	4.9598	11.1105	13.8036	10.0996	13.1904	8.4547	6.1879	8.3903	9.8026	92.9045			
	S	132.511	119.323	81.925	88.860	121.652	80.482	87.337	113.601	65.416	87.361	94.510			
4	T	7.0261	5.0131	11.3866	13.9948	10.1030	13.0840	8.3484	6.0766	8.0141	9.9445	92.9912			93.3862
	S	130.229	118.054	79.938	87.646	121.611	81.137	88.449	115.682	68.487	86.114	94.422			85.700
5	T				13.9207	10.1203	13.4423	8.4995	6.3363			383.8035	291.5839	91.7455	
	S				88.113	121.403	78.974	86.877	110.941			22.877	4.872	87.860	
6	T	7.0243	4.9988	10.7098	13.6423	10.1161	13.1733	8.2762	6.1916	8.2386	9.5402	91.9112			
	S	130.262	118.392	84.990	89.911	121.454	80.587	89.221	113.534	66.621	89.764	95.531			
7	T	7.0239	4.9851	10.6127	13.6177	10.1975	13.0008	8.3497	6.1519	8.2183	9.3653	91.5229			92.4048
	S	130.270	118.717	85.768	90.073	120.484	81.656	88.435	114.266	66.786	91.440	95.937			86.610
8	T				14.3101	10.1455	13.1140	8.4085	6.1642			723.5302	630.0335	92.5025	
	S				85.715	121.102	80.951	87.817	114.038			12.135	2.255	87.141	
9	T	6.9544	4.9518	10.7239	13.6640	10.0586	12.6931	8.5752	6.0740	8.0973	9.4852	91.2775			
	S	131.571	119.516	84.878	89.768	122.148	83.635	86.110	115.732	67.784	90.284	96.195			
10	T	6.9940	4.9598	10.5426	13.4828	10.0567	12.4932	8.4123	6.1735	8.5001	9.4095	91.0245			
	S	130.826	119.323	86.338	90.974	122.171	84.973	87.777	113.866	64.571	91.011	96.462			
11	T	6.9553	4.9471	10.6429	13.4087	10.0835	12.3268	8.9814	6.0329	7.9933	9.3472	90.7191			
	S	131.554	119.629	85.524	91.477	121.846	86.121	82.215	116.520	68.665	91.617	96.787			
12	T	6.9924	4.9775	10.5140	13.4611	10.0369	12.4645	8.2256	6.1868	8.0471	9.3416	90.2475			
	S	130.856	118.899	86.573	91.121	122.412	85.169	89.770	113.622	68.206	91.672	97.292			
13	T	6.9355	4.9475	10.5919	13.5441	10.1132	12.6628	8.2551	6.0351	7.9694	9.3042	90.3588			
	S	131.930	119.620	85.936	90.563	121.488	83.835	89.449	116.478	68.871	92.041	97.173			
14	T	6.9008	4.9263	10.9525	13.6557	10.0499	12.7757	8.3286	6.0283	7.9082	9.3087	90.8347			93.6404
	S	132.593	120.134	83.107	89.823	122.254	83.095	88.659	116.609	69.404	91.996	96.663			85.467
15	T				13.8023	10.1006	13.4034	9.1969	6.1970			411.6678	317.8612	91.5071	
	S				88.869	121.640	79.203	80.289	113.435			21.329	4.469	88.089	
16	T	6.9901	4.9702	10.6293	13.3562	10.1437	12.6337	8.2238	6.2606	8.0848	9.3621	90.6545			
	S	130.899	119.073	85.634	91.837	121.123	84.029	89.789	112.282	67.888	91.471	96.856			
17	T	6.9771	4.9554	10.5802	13.2879	10.1419	12.5057	8.2281	6.0677	7.7826	9.3889	89.9155			
	S	131.143	119.429	86.031	92.309	121.145	84.889	89.742	115.852	70.524	91.210	97.652			
18	T	6.9631	4.9537	10.6666	13.5058	10.1973	12.5680	8.2049	6.0433	7.9366	9.2485	90.2878			
	S	131.407	119.470	85.334	90.820	120.486	84.468	89.996	116.320	69.156	92.595	97.249			
19	T	6.9946	5.0039	10.5819	13.5349	10.3004	12.5419	8.4760	6.0194	7.9158	9.3724	90.7412			95.2709
	S	130.815	118.271	86.017	90.624	119.280	84.644	87.118	116.781	69.338	91.371	96.763			84.004


**Event:** Promoter Test Day - IMS RC  
**Track:** Indianapolis Motor Speedway RC  
**Report:** Section Data Report  
**Session:** Practice 1 - USF2000

2.439 mile(s)   
**USF2000**  
**May 6, 2015**

**Section Data for Car 12 - Lerch, Augie (R)**

Lap	T/SF to I1	I9 to SF	I1 to I2	I2 to I3	I3 to I4	I4 to I5	I5 to I6	I6 to I7	I7 to I8	I8 to I9	Lap	PI to PO	PO to SF	SF to PI
20	T							6.5084						
	S							108.007						


Event: Promoter Test Day - IMS RC  
 Track: Indianapolis Motor Speedway RC  
 Report: Section Data Report  
 Session: Practice 1 - USF2000

2.439 mile(s)   
 USF2000  
 May 6, 2015

Section Data for Car 16 - Dayson, James

Lap	T/SF to I1	I9 to SF	I1 to I2	I2 to I3	I3 to I4	I4 to I5	I5 to I6	I6 to I7	I7 to I8	I8 to I9	Lap	PI to PO	PO to SF	SF to PI
1	T	7.0379	5.0869	11.4160	14.7313	10.7036	14.3206	8.8230	7.0466	9.8388	10.2673	99.2720		97.5351
	S	130.010	116.342	79.733	83.264	114.787	74.130	83.691	99.758	55.786	83.407	88.448		82.054
2	T				15.5064	10.5001	14.2613	8.8742	6.5990			454.9602	42.9906	411.8225
	S				79.102	117.012	74.439	83.209	106.534			19.299	33.034	19.573
3	T	7.0322	5.0606	11.7294	14.9386	10.3301	13.5966	8.6636	6.5792	8.6754	10.0404	96.6461		
	S	130.116	116.946	77.602	82.109	118.938	78.078	85.231	106.845	63.267	85.292	90.851		
4	T	6.9190	4.9549	10.9512	14.7099	10.5240	14.1222	8.8201	6.2008	8.5391	9.6851	95.4263		95.9327
	S	132.245	119.441	83.117	83.385	116.748	75.172	83.719	113.365	64.277	88.421	92.012		83.425
5	T				14.8698	10.3644	13.5911	8.6047	6.8214			379.2742	38.7023	340.4338
	S				82.489	118.544	78.109	85.815	103.951			23.151	36.705	23.678
6	T	6.9337	4.9431	10.6393	14.0199	10.1301	13.1062	8.5574	6.2496	8.9642	9.5913	93.1348		
	S	131.964	119.726	85.553	87.489	121.286	80.999	86.289	112.480	61.228	89.285	94.276		
7	T	6.8978	4.9427	10.6104	13.9179	10.2915	13.6238	8.7432	6.0694	8.1899	9.6038	92.8904		94.7683
	S	132.651	119.736	85.786	88.130	119.384	77.922	84.455	115.819	67.017	89.169	94.524		84.450
8	T				14.4364	10.3304	14.0203	8.6214	6.6870			714.9661	43.2261	670.1660
	S				84.965	118.934	75.718	85.648	105.123			12.281	32.864	12.028
9	T	6.9457	4.9600	10.6384	14.0016	10.0467	12.9027	8.5843	6.2290	8.2705	9.6502	92.2291		
	S	131.736	119.318	85.561	87.604	122.293	82.277	86.019	112.852	66.364	88.741	95.202		
10	T	6.8984	4.9394	10.5332	14.0398	10.2398	13.5784	8.7959	6.5419	8.1107	9.4690	93.1465		
	S	132.639	119.816	86.415	87.365	119.986	78.182	83.949	107.454	67.672	90.439	94.264		
11	T	6.8881	4.9450	10.2835	13.5474	10.0007	12.7194	8.4722	6.1613	8.3838	9.5048	90.9062		
	S	132.838	119.680	88.513	90.541	122.855	83.462	87.157	114.092	65.467	90.098	96.587		
12	T	6.8828	4.9335	11.1009	13.7227	9.9914	12.9439	8.4505	6.0616	8.0317	9.4619	91.5809		
	S	132.940	119.959	81.996	89.384	122.969	82.015	87.381	115.968	68.337	90.507	95.876		
13	T	6.8935	4.9462	10.3670	13.8496	10.0338	12.7931	8.4988	6.0790	8.1193	9.4999	91.0802		
	S	132.734	119.651	87.800	88.565	122.450	82.982	86.884	115.637	67.600	90.144	96.403		
14	T	6.8612	4.9196	11.1257	13.7363	10.0337	12.7855	8.3331	6.0507	9.0550	9.5270	92.4278		92.9600
	S	133.359	120.298	81.813	89.296	122.451	83.031	88.612	116.177	60.614	89.888	94.997		86.093
15	T				14.0184	10.0908	12.9612	8.6147	6.1610			400.5825	39.7823	359.5323
	S				87.499	121.758	81.905	85.715	114.097			21.919	35.799	22.429
16	T	6.9210	4.9475	10.3408	14.3754	10.2137	12.6535	8.4084	6.1538	8.2358	9.4795	91.7294		
	S	132.206	119.620	88.023	85.326	120.293	83.897	87.818	114.231	66.644	90.338	95.721		
17	T	6.8994	4.9291	10.3799	13.7700	10.0456	12.7514	8.3731	6.0778	8.1141	9.3579	90.6983		
	S	132.620	120.066	87.691	89.077	122.306	83.253	88.188	115.659	67.643	91.512	96.809		
18	T	6.9232	4.9545	11.1142	13.8093	10.0414	13.9448	8.4675	6.1235	8.0507	9.5433	92.9724		
	S	132.164	119.451	81.898	88.824	122.357	76.128	87.205	114.796	68.176	89.735	94.441		
19	T	6.8732	4.9303	10.2923	13.6047	10.1227	12.5331	8.2438	6.1661	8.0450	9.4275	90.2387		
	S	133.126	120.037	88.438	90.159	121.374	84.703	89.571	114.003	68.224	90.837	97.302		


**Event:** Promoter Test Day - IMS RC  
**Track:** Indianapolis Motor Speedway RC  
**Report:** Section Data Report  
**Session:** Practice 1 - USF2000

2.439 mile(s)   
**USF2000**  
**May 6, 2015**

**Section Data for Car 16 - Dayson, James**

Lap	T/SF to I1	I9 to SF	I1 to I2	I2 to I3	I3 to I4	I4 to I5	I5 to I6	I6 to I7	I7 to I8	I8 to I9	Lap	PI to PO	PO to SF	SF to PI	
20	T	6.8861	4.9281	10.3130	13.4288	10.0451	12.4852	8.3423	6.0584	7.9813	9.4078	89.8761			
	S	132.876	120.091	88.260	91.340	122.312	85.028	88.514	116.030	68.769	91.027	97.694			
21	T	6.8892	4.9348	10.3473	13.6897	10.0843	12.6329	8.5191	5.9869	7.8211	9.4173	90.3226			87.8658
	S	132.817	119.927	87.968	89.600	121.837	84.034	86.677	117.415	70.177	90.935	97.212			91.084
22	T								6.1307				36.4036		
	S								114.661				39.023		

Event: Promoter Test Day - IMS RC  
Track: Indianapolis Motor Speedway RC  
Report: Section Data Report  
Session: Practice 1 - USF2000

2.439 mile(s)   
USF2000  
May 6, 2015

Section Data for Car 2 - Jamin, Nico

Lap	T/SF to I1	I9 to SF	I1 to I2	I2 to I3	I3 to I4	I4 to I5	I5 to I6	I6 to I7	I7 to I8	I8 to I9	Lap	PI to PO	PO to SF	SF to PI
1	T			13.5178	10.0675	12.8429	8.3796	6.0997			562.7797	47.8052	512.1809	
	S			90.739	122.040	82.660	88.120	115.244			15.602	29.716	15.738	
2	T	6.8830	4.8977	10.5907	13.2320	9.8876	12.3883	8.1339	6.0958	8.0526	9.2453	89.4069		
	S	132.936	120.836	85.946	92.699	124.260	85.693	90.782	115.318	68.160	92.627	98.207		
3	T	6.8295	4.8659	11.2287	13.1798	9.8646	12.5481	8.1343	5.9418	7.9185	9.0940	89.6052		89.6741
	S	133.978	121.626	81.063	93.066	124.550	84.602	90.777	118.307	69.314	94.168	97.990		89.247
4	T			13.1354	9.8881	12.5511	8.1470	5.9832			389.9308	41.1128	348.7376	
	S			93.381	124.254	84.582	90.636	117.488			22.518	34.553	23.114	
5	T	6.8280	4.8673	10.3369	13.0539	9.8375	12.3138	8.0953	5.9681	7.7819	9.1914	88.2741		
	S	134.007	121.591	88.056	93.964	124.893	86.211	91.215	117.785	70.531	93.170	99.467		
6	T	6.8011	4.8555	10.1730	13.3657	9.8851	12.2713	8.0888	5.8972	7.6723	9.1008	88.1108		87.6318
	S	134.537	121.886	89.475	91.772	124.292	86.510	91.288	119.201	71.538	94.098	99.652		91.327
7	T			13.1410	9.8857	12.4573	8.1205	5.8924			728.7568	36.0601	693.2516	
	S			93.341	124.284	85.218	90.931	119.299			12.048	39.394	11.628	
8	T	6.8158	4.8536	10.2149	12.9657	9.8236	12.1392	8.1018	5.9063	7.7536	9.0882	87.6627		
	S	134.247	121.934	89.108	94.603	125.070	87.451	91.141	119.018	70.788	94.228	100.161		
9	T	6.7968	4.8437	10.3790	12.9812	9.8135	12.1579	8.0383	5.8809	7.7120	9.0737	87.6770		
	S	134.622	122.183	87.699	94.490	125.199	87.317	91.861	119.532	71.170	94.379	100.145		
10	T	6.7785	4.8369	10.0735	12.9115	9.7957	12.1282	8.0124	5.8910	7.6295	9.1004	87.1576		
	S	134.986	122.355	90.359	95.000	125.426	87.531	92.158	119.327	71.940	94.102	100.742		
11	T	6.7655	4.8391	10.0446	12.8963	9.7873	12.0484	8.0363	5.8661	7.6147	9.0453	86.9436		
	S	135.245	122.299	90.619	95.112	125.534	88.111	91.884	119.833	72.079	94.675	100.990		
12	T	6.7603	4.8392	9.9915	12.8796	9.8000	12.1504	8.0222	5.8706	7.6003	9.0960	87.0101		
	S	135.349	122.297	91.100	95.235	125.371	87.371	92.046	119.742	72.216	94.147	100.912		
13	T	6.7655	4.8385	10.0934	12.8886	9.8185	12.1402	8.1199	5.8740	7.6366	9.1428	87.3180		85.7672
	S	135.245	122.314	90.180	95.169	125.135	87.444	90.938	119.672	71.873	93.665	100.557		93.313
14	T			13.2880	10.1064	12.4974	8.1328	5.8835			429.7550	36.8221	394.6217	
	S			92.308	121.570	84.945	90.794	119.479			20.431	38.579	20.427	
15	T	6.7958	4.8368	10.2151	12.9393	9.8075	12.0945	8.0075	5.9436	7.7996	9.0499	87.4896		
	S	134.642	122.357	89.106	94.796	125.275	87.775	92.215	118.271	70.371	94.627	100.359		
16	T	6.7673	4.8276	9.9884	12.8288	9.8099	12.0441	8.0655	5.8596	7.5436	8.9743	86.7091		
	S	135.209	122.591	91.128	95.612	125.245	88.142	91.552	119.966	72.759	95.424	101.263		
17	T	6.7645	4.8304	9.9398	12.8513	9.8096	12.0011	7.9774	5.8864	7.5165	9.0420	86.6190		
	S	135.265	122.519	91.574	95.445	125.248	88.458	92.563	119.420	73.021	94.710	101.368		
18	T	6.7519	4.8296	9.9781	12.8295	9.8446	11.9875	8.0228	5.8455	7.5231	8.9832	86.5958		
	S	135.517	122.540	91.223	95.607	124.803	88.558	92.039	120.256	72.957	95.329	101.395		
19	T	6.7545	4.8336	10.0857	12.8647	9.8169	12.0314	9.9048	5.8330	7.5800	8.9853	88.6899		91.5243
	S	135.465	122.438	90.249	95.345	125.155	88.235	74.551	120.513	72.409	95.307	99.001		87.443

**Event:** Promoter Test Day - IMS RC  
**Track:** Indianapolis Motor Speedway RC  
**Report:** Section Data Report  
**Session:** Practice 1 - USF2000

2.439 mile(s)




USF2000

May 6, 2015

**Section Data for Car 2 - Jamin, Nico**

Lap	T/SF to I1	I9 to SF	I1 to I2	I2 to I3	I3 to I4	I4 to I5	I5 to I6	I6 to I7	I7 to I8	I8 to I9	Lap	PI to PO	PO to SF	SF to PI
20	T							7.2807				39.8640		
	S							96.550				35.635		

Event: Promoter Test Day - IMS RC  
 Track: Indianapolis Motor Speedway RC  
 Report: Section Data Report  
 Session: Practice 1 - USF2000

2.439 mile(s)   
 USF2000  
 May 6, 2015

Section Data for Car 22 - Eidson, Jake

Lap	T/SF to I1	I9 to SF	I1 to I2	I2 to I3	I3 to I4	I4 to I5	I5 to I6	I6 to I7	I7 to I8	I8 to I9	Lap	PI to PO	PO to SF	SF to PI	
1	T	6.9557	5.6449	10.7153	13.4664	10.0177	12.8628	8.1096	5.9949	10.7037	8.9001	93.3711		101.5382	90.0493
	S	131.547	104.841	84.947	91.085	122.647	82.532	91.054	117.259	51.278	96.220	94.038		79.387	88.876
2	T				13.4902	9.9671	12.6419	8.2316	5.9209			461.3413	374.0678	87.3389	
	S				90.925	123.269	83.974	89.704	118.724			19.032	3.798	92.293	
3	T	6.8724	5.5919	10.2568	13.3917	9.8892	12.4576	8.1012	5.9377	7.9082	8.5494	88.9561			
	S	133.141	105.835	88.744	91.593	124.240	85.216	91.148	118.388	69.404	100.167	98.705			
4	T	6.8203	4.8917	10.3571	13.2754	9.8214	12.4765	8.0903	5.8496	7.8145	9.0994	88.4962		88.8912	
	S	134.158	120.984	87.884	92.396	125.098	85.087	91.271	120.171	70.237	94.112	99.218			90.033
5	T				13.4166	9.8856	12.5221	8.0700	6.1081			394.2841	305.5251	88.5359	
	S				91.423	124.285	84.777	91.501	115.086			22.269	4.650	91.046	
6	T	6.8550	4.8973	10.3376	13.2042	9.8766	12.4686	8.0438	5.8513	7.9945	9.0840	88.6129			
	S	133.479	120.846	88.050	92.894	124.399	85.141	91.799	120.136	68.655	94.272	99.087			
7	T	6.7988	4.8650	10.0764	13.1647	9.8295	12.7065	8.0212	5.8378	7.7234	9.0552	88.0785		87.3427	
	S	134.583	121.648	90.333	93.173	124.995	83.547	92.057	120.414	71.065	94.571	99.688			91.630
8	T				13.5598	9.8818	12.5109	8.1974	6.0200			731.4182	644.7352	87.6952	
	S				90.458	124.333	84.853	90.078	116.770			12.005	2.203	91.918	
9	T	6.7914	4.8869	10.4537	13.4728	9.7870	12.7118	8.2481	5.8871	7.7819	9.2019	89.2226			
	S	134.729	121.103	87.072	91.042	125.538	83.512	89.525	119.406	70.531	93.064	98.410			
10	T	6.8525	5.4914	10.0584	13.1581	9.8545	12.1846	8.0262	5.9358	7.6312	8.4967	87.6894			
	S	133.528	107.772	90.494	93.219	124.678	87.126	92.000	118.426	71.924	100.788	100.131			
11	T	6.8250	5.5141	10.0227	13.1128	9.8350	12.1520	8.4332	5.8151	7.6967	8.4739	87.8805			
	S	134.066	107.328	90.817	93.541	124.925	87.359	87.560	120.884	71.312	101.059	99.913			
12	T	6.8308	5.5419	10.4098	13.2390	9.8678	12.1861	8.0480	5.9656	7.6080	8.5179	88.2149			
	S	133.952	106.790	87.439	92.650	124.510	87.115	91.751	117.835	72.143	100.537	99.534			
13	T	6.8011	5.4999	10.0376	13.2247	9.8337	12.1863	8.0389	5.8098	7.5338	8.4611	87.4269		86.6459	
	S	134.537	107.605	90.682	92.750	124.941	87.113	91.854	120.995	72.853	101.212	100.431			92.367
14	T				13.5719	9.8582	12.9113	8.2485	5.8096			514.7804	428.0755	88.5218	
	S				90.377	124.631	82.222	89.520	120.999			17.057	3.318	91.060	
15	T	6.8008	4.8706	10.2684	13.2846	9.9051	12.3458	8.0830	5.8833	8.2698	9.3168	89.0282			
	S	134.543	121.508	88.644	92.332	124.041	85.988	91.353	119.483	66.370	91.916	98.625			
16	T	6.8047	4.8587	10.0693	13.2180	9.8737	12.5195	8.0245	5.8153	7.6255	9.0892	87.8984			
	S	134.466	121.806	90.396	92.797	124.435	84.795	92.019	120.880	71.977	94.218	99.893			
17	T	6.8212	5.5343	10.0360	13.1314	9.8804	12.2387	7.9975	5.8738	7.8882	8.6108	88.0123			
	S	134.141	106.936	90.696	93.409	124.351	86.740	92.330	119.676	69.580	99.452	99.763			
18	T	6.7917	4.8567	10.0304	13.1535	9.8787	12.2214	8.0343	5.8155	7.6679	9.1358	87.5859			
	S	134.723	121.856	90.747	93.252	124.372	86.863	91.907	120.876	71.579	93.737	100.249			
19	T	6.7928	5.5000	10.0168	13.1137	9.8963	12.0700	8.0392	5.8317	7.5734	8.4052	87.2391			
	S	134.701	107.603	90.870	93.535	124.151	87.953	91.851	120.540	72.473	101.885	100.648			

**Event:** Promoter Test Day - IMS RC  
**Track:** Indianapolis Motor Speedway RC  
**Report:** Section Data Report  
**Session:** Practice 1 - USF2000

2.439 mile(s)



USF2000


May 6, 2015

**Section Data for Car 22 - Eidson, Jake**

Lap	T/SF to I1	I9 to SF	I1 to I2	I2 to I3	I3 to I4	I4 to I5	I5 to I6	I6 to I7	I7 to I8	I8 to I9	Lap	PI to PO	PO to SF	SF to PI	
20	T	6.7882	5.4856	9.9832	13.0426	9.8765	12.0291	8.0506	5.8381	7.6134	8.4294	87.1367			88.2694
	S	134.793	107.886	91.176	94.045	124.400	88.252	91.721	120.408	72.092	101.592	100.766			90.668
21	T								6.0773						
	S								115.669						



Event: Promoter Test Day - IMS RC  
Track: Indianapolis Motor Speedway RC  
Report: Section Data Report  
Session: Practice 1 - USF2000

2.439 mile(s)   
USF2000  
May 6, 2015

Section Data for Car 23 - Luo, Yufeng (R)

Lap	T/SF to I1	I9 to SF	I1 to I2	I2 to I3	I3 to I4	I4 to I5	I5 to I6	I6 to I7	I7 to I8	I8 to I9	Lap	PI to PO	PO to SF	SF to PI	
1	T	6.9643	5.5240	11.2501	14.1448	10.0050	13.5230	9.5028	6.1403	9.0219	9.1358	95.2120		98.6949	98.8913
	S	131.384	107.136	80.908	86.717	122.802	78.503	77.704	114.482	60.837	93.737	92.219		81.674	80.929
2	T				13.9179	9.9894	12.9899	8.4352	7.2067			455.1655	361.0777	89.4063	
	S				88.130	122.994	81.724	87.539	97.532			19.291	3.934	90.159	
3	T	6.8395	5.6099	11.8923	14.0788	9.9388	13.5475	8.3866	6.1135	8.1982	8.8982	93.5033			
	S	133.782	105.495	76.539	87.123	123.620	78.361	88.046	114.984	66.949	96.240	93.905			
4	T	6.8550	4.9061	10.6738	13.4901	9.8872	13.2274	9.5525	6.1329	8.1004	9.1603	91.9857			97.3279
	S	133.479	120.629	85.277	90.925	124.265	80.257	77.300	114.620	67.758	93.486	95.454			82.229
5	T				13.6242	9.9123	13.0495	8.1883	8.0719			418.2591	322.3368	90.5485	
	S				90.030	123.951	81.351	90.179	87.087			20.993	4.407	89.022	
6	T	6.8282	4.9175	10.8979	13.6352	9.8542	13.2219	9.2599	6.0352	7.9981	9.3173	91.9654			98.6774
	S	134.003	120.349	83.523	89.958	124.681	80.290	79.743	116.476	68.624	91.911	95.475			81.105
7	T				13.7271	10.0472	13.3666	8.3390	6.6793			782.0797	686.3032	89.0212	
	S				89.355	122.286	79.421	88.549	105.244			11.227	2.070	90.549	
8	T	6.7664	4.9059	10.5784	13.7661	9.9025	12.7128	8.2938	6.0080	8.1277	9.1832	90.2448			
	S	135.227	120.634	86.046	89.102	124.073	83.506	89.031	117.003	67.530	93.253	97.295			
9	T	6.8332	4.8983	10.5120	13.5624	9.9133	12.8412	8.1959	5.9748	7.8250	9.1045	89.6606			
	S	133.905	120.821	86.589	90.441	123.938	82.671	90.095	117.653	70.142	94.059	97.929			
10	T	6.7887	4.8939	10.2558	13.4812	9.8178	12.8051	8.9060	5.9653	8.0667	8.9814	89.9619			
	S	134.783	120.930	88.752	90.985	125.144	82.904	82.911	117.841	68.041	95.349	97.601			
11	T	6.7106	4.8825	10.4489	13.4702	9.8962	12.6790	8.3367	6.0369	7.9578	9.0306	89.4494			
	S	136.351	121.212	87.112	91.060	124.152	83.728	88.573	116.443	68.972	94.829	98.161			
12	T	6.8994	4.9703	10.4633	13.4094	9.9125	12.4861	8.1553	5.9072	7.6997	9.7486	89.6518			
	S	132.620	119.071	86.992	91.472	123.948	85.022	90.543	119.000	71.284	87.845	97.939			
13	T	6.8597	4.9041	10.3822	13.3116	9.8649	12.3358	8.1708	5.8882	7.7811	9.0128	88.5112			95.8280
	S	133.388	120.678	87.672	92.145	124.546	86.058	90.372	119.384	70.538	95.016	99.201			83.516
14	T				13.6552	10.0513	12.7998	8.2255	7.1716			421.9411	326.1976	88.4817	
	S				89.826	122.237	82.938	89.771	98.019			20.810	4.355	91.101	
15	T	6.8947	4.9200	10.4013	13.3269	9.9289	12.4730	8.1129	5.9439	7.6218	9.1555	88.7789			
	S	132.711	120.288	87.511	92.039	123.743	85.111	91.017	118.265	72.012	93.535	98.902			
16	T	6.8857	5.3449	10.2393	13.3074	9.9338	12.5761	8.0844	5.8725	7.7700	8.5759	88.5900			
	S	132.884	110.726	88.895	92.174	123.682	84.413	91.338	119.703	70.639	99.857	99.113			
17	T	6.8612	4.9036	10.2274	13.4147	9.9176	12.3603	8.0648	5.8685	7.7764	9.0170	88.4115			
	S	133.359	120.691	88.999	91.436	123.884	85.887	91.560	119.784	70.581	94.972	99.313			
18	T	6.8562	5.3959	10.3542	13.3613	9.9024	12.2888	8.0515	5.9404	8.0124	8.4838	88.6469			
	S	133.456	109.679	87.909	91.802	124.075	86.387	91.711	118.335	68.502	100.941	99.049			
19	T	6.7634	5.5159	10.2912	13.7183	9.9146	12.4948	8.6233	5.8858	7.9399	8.3317	89.4789			
	S	135.287	107.293	88.447	89.413	123.922	84.963	85.630	119.432	69.127	102.784	98.128			

**Event:** Promoter Test Day - IMS RC  
**Track:** Indianapolis Motor Speedway RC  
**Report:** Section Data Report  
**Session:** Practice 1 - USF2000

2.439 mile(s)





USF2000

May 6, 2015

**Section Data for Car 23 - Luo, Yufeng (R)**

Lap	T/SF to I1	I9 to SF	I1 to I2	I2 to I3	I3 to I4	I4 to I5	I5 to I6	I6 to I7	I7 to I8	I8 to I9	Lap	PI to PO	PO to SF	SF to PI	
20	T	6.6655	4.8249	10.3316	13.5244	9.9162	12.3784	8.0561	6.0225	8.0676	9.0314	88.8186			92.4161
	S	137.274	122.659	88.101	90.695	123.902	85.762	91.658	116.721	68.033	94.821	98.858			86.599
21	T								6.3365						
	S								110.937						

Event: Promoter Test Day - IMS RC  
 Track: Indianapolis Motor Speedway RC  
 Report: Section Data Report  
 Session: Practice 1 - USF2000

2.439 mile(s)   
 USF2000   
 May 6, 2015

Section Data for Car 3 - Telitz, Aaron

Lap	T/SF to I1	I9 to SF	I1 to I2	I2 to I3	I3 to I4	I4 to I5	I5 to I6	I6 to I7	I7 to I8	I8 to I9	Lap	PI to PO	PO to SF	SF to PI
1	T			13.6757	10.0142	13.1934	8.2990	6.2615			563.4709	46.2037	512.5164	
	S			89.691	122.689	80.464	88.976	112.266			15.583	30.746	15.728	
2	T	6.8803	4.8840	10.4542	13.4010	9.9191	12.6285	8.0900	6.1576	8.1352	9.3240	89.8739		
	S	132.988	121.175	87.068	91.530	123.866	84.063	91.274	114.160	67.468	91.845	97.697		
3	T	6.8128	4.8527	10.5036	13.2829	9.8610	12.4840	8.0174	5.9759	7.8576	9.1791	88.8270		89.6047
	S	134.306	121.956	86.659	92.344	124.596	85.036	92.101	117.632	69.851	93.295	98.848		89.317
4	T			13.1057	9.8302	12.7224	8.0895	6.0691			388.4677	45.0847	342.5102	
	S			93.592	124.986	83.443	91.280	115.825			22.603	31.509	23.534	
5	T	6.7833	4.8376	10.2827	13.2563	9.7943	12.5246	8.2573	5.9108	7.8847	9.1371	88.6687		
	S	134.890	122.337	88.520	92.529	125.444	84.760	89.425	118.927	69.611	93.724	99.025		
6	T	6.7907	4.8427	10.1409	12.9873	9.7979	12.3373	8.0157	5.9267	7.9082	9.1444	87.8918		89.6280
	S	134.743	122.208	89.758	94.445	125.398	86.047	92.120	118.608	69.404	93.649	99.900		89.293
7	T			13.0686	9.8414	12.4962	8.0223	5.9282			728.8734	39.8050	688.0674	
	S			93.858	124.844	84.953	92.045	118.578			12.047	35.688	11.715	
8	T	6.8210	4.8825	10.1275	13.0705	9.8113	12.3652	8.0101	5.8471	8.0801	9.7475	88.7628		
	S	134.145	121.212	89.877	93.844	125.227	85.853	92.185	120.223	67.928	87.855	98.920		
9	T	6.7801	4.8273	10.0951	12.9392	9.7583	12.2705	7.9624	5.9115	7.8358	9.0786	87.4588		
	S	134.954	122.598	90.165	94.797	125.907	86.516	92.737	118.913	70.046	94.328	100.395		
10	T	6.7698	4.8241	10.1137	12.9680	9.7655	12.3013	7.9466	5.9026	7.7953	9.0194	87.4063		
	S	135.159	122.680	89.999	94.586	125.814	86.299	92.921	119.092	70.410	94.947	100.455		
11	T	6.7628	4.8262	9.9752	12.9878	9.7826	12.2773	7.9176	5.8591	7.7493	9.0980	87.2359		
	S	135.299	122.626	91.249	94.442	125.594	86.468	93.262	119.977	70.828	94.127	100.651		
12	T	6.7719	4.8288	10.1032	12.9980	9.8026	12.1686	7.9843	5.8838	7.7321	9.0645	87.3378		
	S	135.117	122.560	90.093	94.368	125.338	87.240	92.483	119.473	70.985	94.474	100.534		
13	T	6.7717	4.8250	10.0157	12.9303	9.8165	12.2470	7.9257	5.8914	7.7127	9.0802	87.2162		
	S	135.121	122.657	90.880	94.862	125.160	86.682	93.166	119.319	71.164	94.311	100.674		
14	T	6.8050	4.8441	11.1514	12.9681	9.8156	12.5791	8.1059	5.8853	7.7163	9.1275	88.9983		90.2005
	S	134.460	122.173	81.624	94.585	125.172	84.393	91.095	119.442	71.130	93.822	98.658		88.727
15	T			13.2963	10.0071	12.6636	7.9554	6.0393			339.5138	37.0747	301.2815	
	S			92.251	122.776	83.830	92.819	116.397			25.862	38.316	26.755	
16	T	6.7967	4.8247	10.1885	12.8488	9.7707	12.3325	7.8730	5.9071	7.8011	9.0849	87.4280		
	S	134.624	122.664	89.339	95.463	125.747	86.081	93.790	119.002	70.357	94.262	100.430		
17	T	6.7854	4.8122	10.0580	12.8564	9.7947	12.0418	8.0115	5.8136	7.5952	8.9936	86.7624		
	S	134.848	122.983	90.498	95.407	125.439	88.159	92.169	120.916	72.265	95.219	101.201		
18	T	6.7646	4.8092	9.9700	12.7787	9.8132	12.0488	7.9106	5.8867	7.6293	9.0024	86.6135		
	S	135.263	123.060	91.297	95.987	125.202	88.108	93.344	119.414	71.942	95.126	101.374		
19	T	6.7715	4.8304	9.9580	12.9385	9.9270	12.2136	8.0873	5.8550	7.5951	9.0987	87.2751		97.2855
	S	135.125	122.519	91.407	94.802	123.767	86.919	91.305	120.061	72.265	94.119	100.606		82.265


**Event:** Promoter Test Day - IMS RC  
**Track:** Indianapolis Motor Speedway RC  
**Report:** Section Data Report  
**Session:** Practice 1 - USF2000

2.439 mile(s)   
**USF2000**  
**May 6, 2015**

**Section Data for Car 3 - Telitz, Aaron**

Lap	T/SF to I1	I9 to SF	I1 to I2	I2 to I3	I3 to I4	I4 to I5	I5 to I6	I6 to I7	I7 to I8	I8 to I9	Lap	PI to PO	PO to SF	SF to PI
20	T							6.8110						
	S							103.209						


Event: Promoter Test Day - IMS RC  
 Track: Indianapolis Motor Speedway RC  
 Report: Section Data Report  
 Session: Practice 1 - USF2000

2.439 mile(s)   
 USF2000  
 May 6, 2015

Section Data for Car 33 - Martin, Anthony (R)

Lap	T/SF to I1	I9 to SF	I1 to I2	I2 to I3	I3 to I4	I4 to I5	I5 to I6	I6 to I7	I7 to I8	I8 to I9	Lap	PI to PO	PO to SF	SF to PI	
1	T	7.0965	5.2109	11.1561	14.1708	10.0982	12.9637	8.5641	6.8428	8.6119	10.7008	95.4158		109.0192	94.0783
	S	128.937	113.573	81.590	86.558	121.669	81.889	86.221	102.729	63.733	80.028	92.022		73.939	85.069
2	T			16.9470	14.5533	10.1546	12.9975	8.7286	6.3841	9.0066		498.8512	398.1429	99.3989	
	S			53.710	84.283	120.993	81.677	84.597	110.110	60.940		17.601	3.568	81.095	
3	T	6.9471	4.9435	11.4207	13.9678	10.0619	12.6975	8.4599	6.0876	8.1686	9.5198	92.2744			
	S	131.710	119.716	79.700	87.816	122.108	83.606	87.283	115.473	67.192	89.956	95.155			
4	T	7.2819	4.9249	12.3823	13.7199	10.0120	12.9399	8.4345	6.0235	8.0975	9.2037	93.0201			94.7637
	S	125.654	120.169	73.510	89.402	122.718	82.040	87.546	116.702	67.782	93.046	94.393			84.454
5	T			12.7589	16.6078	42.5302	45.8012	29.9075	6.9841	9.0536		926.4994	247.8772		
	S			71.341	73.856	28.889	23.178	24.690	100.851	60.624		9.477	5.731		
6	T			17.7368	14.3872	10.2013	12.9288	8.4838	26.0269			797.0251	638.3469	99.1468	
	S			51.319	85.256	120.439	82.111	87.038	27.009			11.016	3.225	81.302	
7	T	6.8895	4.8948	10.9230	13.4467	9.9398	12.4122	8.4447	6.0724	8.1338	9.3348	90.4917			91.3612
	S	132.811	120.908	83.331	91.219	123.608	85.528	87.441	115.762	67.479	91.739	97.030			87.599
8	T				13.5383	9.9149	12.6684	8.2679	5.9721	8.5864		383.3411	291.6073	90.3038	
	S				90.602	123.918	83.798	89.310	117.706	63.922		22.905	4.872	89.263	
9	T	6.8154	4.8654	10.5449	13.5351	9.9056	12.6081	8.2388	5.9322	7.8766	9.2011	89.5232			
	S	134.255	121.638	86.319	90.623	124.035	84.199	89.626	118.498	69.683	93.072	98.080			
10	T	6.8128	4.8621	10.2360	13.3467	9.9329	12.8512	8.1772	5.9573	7.8196	9.2259	89.2217			
	S	134.306	121.721	88.924	91.902	123.694	82.606	90.301	117.999	70.191	92.822	98.411			
11	T	6.8203	4.8645	10.2598	13.2592	9.9147	12.4522	8.1827	5.9586	7.9146	9.1497	88.7763			
	S	134.158	121.661	88.718	92.509	123.921	85.253	90.240	117.973	69.348	93.595	98.905			
12	T	6.8224	4.8661	10.2460	13.1817	9.9146	12.4617	8.1918	5.9190	7.7883	9.2162	88.6078			
	S	134.117	121.621	88.837	93.053	123.922	85.188	90.140	118.762	70.473	92.919	99.093			
13	T	6.8327	4.8741	10.2915	13.2024	9.9106	12.4403	8.2239	5.9282	7.7651	9.1708	88.6396			
	S	133.915	121.421	88.445	92.907	123.972	85.335	89.788	118.578	70.683	93.379	99.057			
14	T	6.8252	4.8756	10.1408	13.1703	9.9196	12.4790	8.3609	5.9462	7.7213	9.1902	88.6291			
	S	134.062	121.384	89.759	93.133	123.859	85.070	88.317	118.219	71.084	93.182	99.069			
15	T	6.8332	4.8776	10.1711	13.2455	9.9270	12.3025	8.2025	5.9612	7.7135	9.1564	88.3905			88.3752
	S	133.905	121.334	89.492	92.604	123.767	86.291	90.022	117.922	71.156	93.526	99.336			90.559
16	T								5.9062						
	S								119.020						


Event: Promoter Test Day - IMS RC  
Track: Indianapolis Motor Speedway RC  
Report: Section Data Report  
Session: Practice 1 - USF2000

2.439 mile(s)   
USF2000  
May 6, 2015

Section Data for Car 6 - Hanratty, Max (R)

Lap	T/SF to I1	I9 to SF	I1 to I2	I2 to I3	I3 to I4	I4 to I5	I5 to I6	I6 to I7	I7 to I8	I8 to I9	Lap	PI to PO	PO to SF	SF to PI
1	T			14.3713	10.3825	13.7670	8.5748	7.5527			692.8722	48.3752	636.4892	
	S			85.350	118.337	77.111	86.114	93.073			12.672	29.366	12.664	
2	T	6.9535	4.9858	10.8774	14.8966	10.2889	13.6820	8.5411	6.2817	8.1476	9.8643	94.5189		
	S	131.588	118.701	83.681	82.340	119.414	77.590	86.454	111.905	67.365	86.814	92.896		
3	T	6.9527	4.9794	10.5804	14.1572	10.1867	13.3627	8.4627	6.1997	8.1425	9.6464	92.6704		
	S	131.604	118.853	86.030	86.641	120.612	79.444	87.255	113.385	67.407	88.775	94.749		
4	T	6.8837	4.9218	10.3873	13.5636	10.0207	12.8035	8.5002	6.1478	8.3439	9.4162	90.9887		
	S	132.923	120.244	87.629	90.433	122.610	82.914	86.870	114.342	65.780	90.946	96.500		
5	T	6.8614	4.9217			10.1320	12.6533	8.2966	6.0701	8.0428	9.4549	99.6654		
	S	133.355	120.247			121.263	83.898	89.001	115.806	68.243	90.574	88.099		
6	T	6.8958	4.9367	10.3545	13.4728	9.9909	12.6895	8.5629	6.0889	8.0216	9.4203	90.4339		
	S	132.689	119.881	87.906	91.042	122.976	83.659	86.234	115.449	68.423	90.906	97.092		
7	T	6.8741	4.9088	11.2724	13.6902	10.0216	12.8624	8.2960	6.0901	8.1044	9.3836	91.5036		93.5234
	S	133.108	120.563	80.748	89.596	122.599	82.534	89.008	115.426	67.724	91.262	95.957		85.574
8	T				13.6793	10.1498	13.1016	8.3325	6.1924			396.5900	49.7769	344.8736
	S				89.668	121.050	81.028	88.618	113.519			22.140	28.539	23.373
9	T	6.9100	4.9333	10.5432	13.6775	10.1602	12.9627	8.3209	6.1500	8.0923	9.3916	91.1417		
	S	132.417	119.964	86.333	89.679	120.926	81.896	88.741	114.302	67.825	91.184	96.338		
10	T	6.8424	4.9029	10.3651	13.3853	10.3323	12.7402	8.1651	6.0128	7.9262	9.2643	89.9366		
	S	133.725	120.708	87.817	91.637	118.912	83.326	90.435	116.910	69.247	92.437	97.629		
11	T	6.8463	4.9088	10.2319	13.6562	10.4955	12.6948	8.1702	6.0419	7.9947	9.3368	90.3771		
	S	133.649	120.563	88.960	89.819	117.063	83.624	90.378	116.347	68.653	91.719	97.153		
12	T	6.8123	4.8780	10.2802	13.4949	10.0173	12.6385	8.2864	6.0698	8.0526	9.3215	89.8515		
	S	134.316	121.324	88.542	90.893	122.651	83.997	89.111	115.812	68.160	91.870	97.721		
13	T	6.8064	4.8845	10.3785	13.4439	9.9739	12.6826	8.7106	6.0470	8.0527	9.2926	90.2727		
	S	134.432	121.162	87.703	91.238	123.185	83.705	84.771	116.248	68.159	92.155	97.265		
14	T	6.8494	4.9140	10.3380	13.5528	10.0911	12.6247	8.2044	6.0958	7.9370	9.3326	89.9398		91.4072
	S	133.588	120.435	88.047	90.505	121.754	84.088	90.002	115.318	69.153	91.760	97.625		87.555
15	T								6.2831				43.4536	
	S								111.880				32.692	

Event: Promoter Test Day - IMS RC  
Track: Indianapolis Motor Speedway RC  
Report: Section Data Report  
Session: Practice 1 - USF2000

2.439 mile(s)   
USF2000  
May 6, 2015

Section Data for Car 80 - Thompson, Parker (R)

Lap	T/SF to I1	I9 to SF	I1 to I2	I2 to I3	I3 to I4	I4 to I5	I5 to I6	I6 to I7	I7 to I8	I8 to I9	Lap	PI to PO	PO to SF	SF to PI	
1	T	6.9035	4.9392	11.2247	13.8097	10.0714	13.0799	8.5345	6.2354	8.9173	9.6494	93.3650		99.0019	93.1562
	S	132.541	119.821	81.091	88.821	121.993	81.162	86.520	112.736	61.550	88.748	94.044		81.421	85.911
2	T				14.0668	10.1448	13.3403	8.5104	6.0558			464.6740	374.2470	90.1111	
	S				87.198	121.110	79.578	86.765	116.080			18.896	3.796	89.454	
3	T	6.9367	4.9383	10.6297	13.5354	10.0985	12.9341	8.2698	6.1452	8.4661	9.6670	91.6208			
	S	131.907	119.842	85.631	90.621	121.665	82.077	89.290	114.391	64.831	88.586	95.834			
4	T	6.9150	4.9077	10.5718	13.3701	9.9871	12.7177	8.2203	6.0129	7.9512	9.4443	90.0981			89.7072
	S	132.321	120.590	86.100	91.741	123.022	83.473	89.828	116.908	69.029	90.675	97.454			89.214
5	T				13.5354	9.9420	12.8278	8.5869	6.0847			388.8597	300.7187	88.9629	
	S				90.621	123.580	82.757	85.993	118.828			22.589	4.724	90.609	
6	T	6.9331	4.9281	10.3956	13.4705	9.9914	12.5435	8.2916	5.9941	8.3339	9.4910	90.3728			
	S	131.976	120.091	87.559	91.058	122.969	84.633	89.055	117.274	65.859	90.229	97.158			
7	T	6.9027	4.9058	10.3090	13.2162	9.9544	12.6301	8.1930	6.0788	7.9161	9.3904	89.4965			91.9772
	S	132.557	120.636	88.294	92.810	123.426	84.052	90.127	115.640	69.335	91.196	98.109			87.013
8	T				14.5827	10.0670	12.6818	8.3058	6.0550			725.5190	634.1316	88.7049	
	S				84.113	122.046	83.710	88.903	116.095			12.102	2.240	90.872	
9	T	6.8826	4.9004	10.2892	13.2518	9.8246	12.4445	8.3007	5.9697	7.9048	9.3144	89.0827			
	S	132.944	120.769	88.464	92.560	125.057	85.306	88.957	117.754	69.434	91.940	98.565			
10	T	6.8043	4.8634	10.4044	13.9376	10.0213	12.5340	8.1193	5.9694	7.8260	9.3587	89.8384			
	S	134.474	121.688	87.485	88.006	122.602	84.697	90.945	117.760	70.133	91.505	97.735			
11	T	6.8957	4.9072	10.2186	13.1905	9.9293	12.3795	8.1242	5.9783	7.7431	9.3294	88.6958			
	S	132.691	120.602	89.076	92.990	123.738	85.754	90.890	117.584	70.884	91.792	98.995			
12	T	6.8791	4.9029	10.1706	13.2011	9.9400	12.3382	8.1223	5.9862	7.6873	9.3654	88.5931			
	S	133.012	120.708	89.496	92.916	123.605	86.041	90.911	117.429	71.399	91.439	99.109			
13	T	6.8845	4.9089	10.1295	13.1550	9.9507	12.3447	8.1906	5.9693	7.7909	9.3135	88.6376			
	S	132.907	120.560	89.859	93.241	123.472	85.996	90.153	117.762	70.449	91.949	99.060			
14	T	6.8835	4.9055	10.1417	13.3361	10.0148	12.2548	8.1904	5.9946	7.7712	9.3493	88.8419			90.7689
	S	132.927	120.644	89.751	91.975	122.682	86.627	90.155	117.265	70.628	91.597	98.832			88.171
15	T				13.6394	10.0275	12.8195	8.1243	5.9750			535.0865	446.0888	87.0792	
	S				89.930	122.527	82.811	90.889	117.649			16.409	3.184	92.569	
16	T	6.9275	4.9106	10.1954	13.2491	9.9460	12.5205	8.2851	5.9682	7.7500	9.4003	89.1527			
	S	132.082	120.519	89.278	92.579	123.531	84.788	89.125	117.783	70.821	91.100	98.487			
17	T	6.9224	4.9222	10.1259	13.1984	10.0656	12.3065	8.1613	5.9044	8.0965	9.3645	89.0677			
	S	132.180	120.234	89.891	92.935	122.063	86.263	90.477	119.056	67.790	91.448	98.581			
18	T	6.9293	4.9312	10.0916	13.1395	10.0179	12.2888	8.0796	5.9979	7.6302	9.3664	88.4724			
	S	132.048	120.015	90.197	93.351	122.644	86.387	91.392	117.200	71.933	91.429	99.245			
19	T	6.9117	4.9188	10.1453	13.2052	10.0354	12.3015	8.1471	5.9150	7.6479	9.4170	88.6449			
	S	132.384	120.318	89.719	92.887	122.430	86.298	90.635	118.843	71.767	90.938	99.051			

**Event:** Promoter Test Day - IMS RC  
**Track:** Indianapolis Motor Speedway RC  
**Report:** Section Data Report  
**Session:** Practice 1 - USF2000


2.439 mile(s)   
**USF2000**  
**May 6, 2015**

**Section Data for Car 80 - Thompson, Parker (R)**

Lap	T/SF to I1	I9 to SF	I1 to I2	I2 to I3	I3 to I4	I4 to I5	I5 to I6	I6 to I7	I7 to I8	I8 to I9	Lap	PI to PO	PO to SF	SF to PI	
20	T	6.9083	4.9239	10.2532	13.2182	10.0150	12.2836	8.1358	5.9828	7.6528	9.4982	88.8718			91.4713
	S	132.449	120.193	88.775	92.796	122.680	86.423	90.760	117.496	71.721	90.161	98.798			87.494
21	T								6.2499						
	S								112.475						




Event: Promoter Test Day - IMS RC  
Track: Indianapolis Motor Speedway RC  
Report: Section Data Report  
Session: Practice 1 - USF2000

2.439 mile(s)   
USF2000  
May 6, 2015

Section Data for Car 81 - Agren, Ayla (R)

Lap	T/SF to I1	I9 to SF	I1 to I2	I2 to I3	I3 to I4	I4 to I5	I5 to I6	I6 to I7	I7 to I8	I8 to I9	Lap	PI to PO	PO to SF	SF to PI	
1	T	7.1790	5.3347	11.7258	14.7723	10.3917	13.9232	9.5966	6.4087	8.1822	14.8658	102.3800		103.5075	99.9821
	S	127.455	110.937	77.626	83.033	118.232	76.246	76.945	109.688	67.080	57.606	85.763		77.876	80.046
2	T				14.4606	10.3731	13.4900	8.8840	6.7375			458.3892	362.4125	92.5609	
	S				84.823	118.444	78.695	83.117	104.335			19.155	3.920	87.086	
3	T	6.9648	4.9483	11.0423	13.7735	10.0497	13.3838	8.5018	6.2217	8.3368	9.4709	92.6936			
	S	131.375	119.600	82.431	89.054	122.256	79.319	86.853	112.984	65.836	90.421	94.725			
4	T	6.9250	4.9307	12.2543	13.9480	9.9535	13.3981	8.6245	6.0653	7.9038	9.5668	93.5700			92.9954
	S	132.130	120.027	74.278	87.940	123.438	79.234	85.618	115.898	69.443	89.514	93.838			86.060
5	T				14.1588	10.1913	13.5312	8.3542	6.1207			394.6984	304.1644	91.0506	
	S				86.631	120.557	78.455	88.388	114.849			22.248	4.670	88.531	
6	T	6.9137	4.9270	11.0123	14.3883	10.5965	12.9134	8.5328	6.0365	7.9589	9.4862	92.7656			
	S	132.346	120.117	82.656	85.249	115.947	82.208	86.538	116.451	68.962	90.275	94.651			
7	T	6.9498	4.9277	11.3119	13.6654	10.0272	13.5823	8.7372	6.0193	7.8516	9.3636	92.4360			102.2483
	S	131.658	120.100	80.466	89.759	122.530	78.160	84.513	116.783	69.905	91.457	94.989			78.272
8	T				14.0546	10.0404	13.3061	8.3626	6.8721			706.6418	604.7174	92.1206	
	S				87.273	122.369	79.782	88.299	102.291			12.426	2.349	87.503	
9	T	6.9157	4.9145	10.7791	13.6052	10.1007	13.0235	8.7824	5.9770	8.0205	9.2587	91.3773			
	S	132.308	120.423	84.444	90.156	121.639	81.513	84.078	117.610	68.433	92.493	96.090			
10	T	6.9265	4.9068	10.4252	13.4244	9.9355	12.5974	8.1771	6.1214	8.1505	9.2282	89.8930			
	S	132.101	120.612	87.310	91.370	123.661	84.271	90.302	114.836	67.341	92.799	97.676			
11	T	6.8901	4.8996	10.5393	13.3102	10.0383	12.4401	8.1371	5.9261	7.8702	9.2806	89.3316			
	S	132.799	120.789	86.365	92.154	122.395	85.336	90.746	118.620	69.739	92.275	98.290			
12	T	6.8921	4.9087	10.3781	13.2455	9.9070	12.4570	8.1054	5.8786	7.7432	9.2409	88.7565			
	S	132.761	120.565	87.707	92.604	124.017	85.220	91.101	119.579	70.883	92.671	98.927			
13	T	6.8929	4.9088	10.1839	13.1832	9.9158	12.2618	8.0772	5.9033	7.7077	9.3671	88.4017			
	S	132.745	120.563	89.379	93.042	123.907	86.577	91.419	119.078	71.210	91.422	99.324			
14	T	6.8788	4.9024	10.4215	13.3056	9.9110	12.2835	8.3309	5.9668	7.8363	9.2586	89.0954			93.8828
	S	133.017	120.720	87.341	92.186	123.967	86.424	88.635	117.811	70.041	92.494	98.551			85.247
15	T				13.7507	10.0233	13.0140	8.4047	6.0237			427.3030	333.2634	89.4650	
	S				89.202	122.578	81.573	87.857	116.698			20.548	4.263	90.100	
16	T	6.8188	4.8728	11.0738	13.3485	9.9706	12.3506	8.1728	6.0072	7.9369	9.3600	89.9120			
	S	134.188	121.453	82.196	91.890	123.226	85.955	90.350	117.019	69.153	91.492	97.655			
17	T	6.8081	4.8712	10.5750	13.1824	9.9954	12.2837	8.0993	5.9763	7.7410	9.3386	88.8710			
	S	134.399	121.493	86.074	93.048	122.920	86.423	91.169	117.624	70.903	91.702	98.799			
18	T	6.8880	4.9070	10.1772	13.1935	9.9882	12.1683	8.1365	5.9229	7.6736	9.2601	88.3153			
	S	132.840	120.607	89.438	92.969	123.009	87.242	90.753	118.684	71.526	92.479	99.421			
19	T	6.8705	4.8845	10.1744	13.1597	9.9603	12.2539	8.1451	5.8833	7.8129	9.1566	88.3012			
	S	133.178	121.162	89.463	93.208	123.353	86.633	90.657	119.483	70.251	93.524	99.437			


**Event:** Promoter Test Day - IMS RC  
**Track:** Indianapolis Motor Speedway RC  
**Report:** Section Data Report  
**Session:** Practice 1 - USF2000

2.439 mile(s)   
**USF2000**  
**May 6, 2015**

**Section Data for Car 81 - Agren, Ayla (R)**

Lap	T/SF to I1	I9 to SF	I1 to I2	I2 to I3	I3 to I4	I4 to I5	I5 to I6	I6 to I7	I7 to I8	I8 to I9	Lap	PI to PO	PO to SF	SF to PI	
20	T	6.9084	4.9177	10.2639	13.1795	10.1069	12.0900	8.1663	5.9913	9.9569	9.4847	91.0656			
	S	132.447	120.345	88.682	93.068	121.564	87.807	90.421	117.329	55.124	90.289	96.418			
21	T	6.8987	4.9102	10.4510	13.0969	10.0251	12.2026	8.3148	5.9379	7.6318	9.3290	88.7980			89.5852
	S	132.634	120.528	87.095	93.655	122.556	86.997	88.807	118.384	71.918	91.796	98.881			89.336
22	T								5.9875						
	S								117.404						


Event: Promoter Test Day - IMS RC  
Track: Indianapolis Motor Speedway RC  
Report: Section Data Report  
Session: Practice 1 - USF2000

2.439 mile(s)   
USF2000  
May 6, 2015

Section Data for Car 82 - Gabin, Luke (R)

Lap	T/SF to I1	I9 to SF	I1 to I2	I2 to I3	I3 to I4	I4 to I5	I5 to I6	I6 to I7	I7 to I8	I8 to I9	Lap	PI to PO	PO to SF	SF to PI	
1	T	6.9883	5.0025	11.0732	14.0560	10.1243	13.1571	8.5512	6.5835	8.6070	9.8987	94.0418		98.7366	93.4918
	S	130.933	118.304	82.201	87.265	121.355	80.686	86.352	106.775	63.769	86.513	93.367		81.639	85.603
2	T				14.0203	10.1334	13.5037	8.3673	6.4783			465.7678	375.0671	90.4707	
	S				87.487	121.246	78.615	88.249	108.509			18.851	3.788	89.098	
3	T	6.9451	4.9811	11.2061	13.8610	10.0345	12.8659	8.3667	6.1815	8.0117	10.1374	92.5910			
	S	131.748	118.813	81.226	88.492	122.441	82.512	88.256	113.719	68.508	84.476	94.830			
4	T	7.1724	4.8808	11.8915	13.9556	10.4325	14.5565	8.7818	6.0705	8.2120	9.6100	95.5636			96.6465
	S	127.572	121.254	76.544	87.892	117.770	72.929	84.084	115.798	66.837	89.112	91.880			82.809
5	T				13.6673	9.9845	13.1174	8.2950	6.4696			379.9072	289.9454	88.7567	
	S				89.746	123.054	80.930	89.019	108.655			23.112	4.899	90.819	
6	T	6.8265	4.9161	10.9047	13.6124	9.8929	13.1535	8.3133	6.1467	8.0779	9.5104	91.3544			
	S	134.036	120.384	83.471	90.108	124.194	80.708	88.823	114.363	67.946	90.045	96.114			
7	T	6.8687	4.9249	10.5200	13.8588	10.3306	13.5568	9.0806	6.0207	8.2837	9.6105	93.0553			96.2480
	S	133.213	120.169	86.524	88.506	118.932	78.307	81.317	116.756	66.258	89.107	94.357			83.152
8	T				13.7683	10.0744	13.1570	8.2493	6.9260			723.3528	631.1471	89.1330	
	S				89.088	121.956	80.686	89.512	101.495			12.138	2.251	90.436	
9	T	6.9660	4.9649	10.3266	13.4964	9.9823	12.5033	8.0992	6.0205	8.5281	9.4463	90.3336			
	S	131.352	119.200	88.144	90.883	123.081	84.905	91.171	116.760	64.359	90.656	97.200			
10	T	6.9358	4.9381	10.2605	13.8915	10.0468	12.4418	8.1034	5.9545	7.7729	9.4222	89.7675			
	S	131.924	119.847	88.712	88.298	122.291	85.325	91.123	118.054	70.612	90.888	97.813			
11	T	6.8283	4.8682	10.3627	13.4953	9.9780	12.5775	8.2952	5.9662	7.9530	9.3476	89.6720			
	S	134.001	121.568	87.837	90.890	123.135	84.404	89.016	117.823	69.013	91.613	97.917			
12	T	6.7911	4.8866	10.2951	13.2193	9.8980	12.3708	8.1035	6.0541	8.1433	9.2272	88.9890			
	S	134.735	121.110	88.414	92.788	124.130	85.814	91.122	116.112	67.401	92.809	98.668			
13	T	6.8814	4.9347	10.2565	13.7799	9.9809	12.7604	8.4052	5.9437	8.5711	9.3004	90.8142			
	S	132.967	119.930	88.746	89.013	123.099	83.194	87.851	118.269	64.037	92.078	96.685			
14	T	6.9307	4.9420	10.3943	13.1500	9.9584	12.4643	8.0158	5.9487	8.2429	9.3970	89.4441			92.9307
	S	132.021	119.753	87.570	93.277	123.377	85.171	92.119	118.169	66.586	91.132	98.166			86.120
15	T				13.8612	10.4191	13.4299	9.8195	6.0772			441.9739	347.2234	92.2055	
	S				88.491	117.922	79.047	75.198	115.671			19.866	4.091	87.422	
16	T	7.0226	4.9589	10.4641	13.2333	10.0288	13.6377	8.5312	7.2415	7.8808	9.3910	92.3899			
	S	130.294	119.345	86.986	92.690	122.511	77.842	86.554	97.073	69.646	91.190	95.036			
17	T	6.9302	4.9313	10.2471	13.3510	10.0123	12.3434	7.8948	6.0237	7.7699	9.3104	88.8141			
	S	132.031	120.013	88.828	91.873	122.713	86.005	93.531	116.698	70.640	91.979	98.863			
18	T	6.8859	4.9178	10.2104	13.2450	9.9777	12.2515	7.9925	5.9481	7.7868	9.2833	88.4990			
	S	132.880	120.342	89.147	92.608	123.138	86.650	92.388	118.181	70.486	92.248	99.215			
19	T	6.8936	4.9246	9.9797	13.1722	9.9531	12.5989	8.2497	5.9919	7.6653	9.1756	88.6046			
	S	132.732	120.176	91.208	93.120	123.443	84.261	89.507	117.317	71.604	93.331	99.096			


**Event:** Promoter Test Day - IMS RC  
**Track:** Indianapolis Motor Speedway RC  
**Report:** Section Data Report  
**Session:** Practice 1 - USF2000

2.439 mile(s)   
**USF2000**  
**May 6, 2015**

**Section Data for Car 82 - Gabin, Luke (R)**

Lap	T/SF to I1	I9 to SF	I1 to I2	I2 to I3	I3 to I4	I4 to I5	I5 to I6	I6 to I7	I7 to I8	I8 to I9	Lap	PI to PO	PO to SF	SF to PI	
20	T	6.9060	4.9254	10.1766	13.1666	10.0214	12.2388	7.9839	6.0130	7.7440	9.1668	88.3425			
	S	132.493	120.156	89.443	93.159	122.601	86.740	92.487	116.906	70.876	93.420	99.390			
21	T	6.8623	4.9143	10.0817	14.6364	10.8125	13.2054	8.2540	5.9263	7.7217	9.2082	91.6228			91.5543
	S	133.337	120.428	90.285	83.804	113.631	80.391	89.461	118.616	71.081	93.000	95.832			87.415
22	T								6.2181						
	S								113.050						

Event: Promoter Test Day - IMS RC  
Track: Indianapolis Motor Speedway RC  
Report: Section Data Report  
Session: Practice 1 - USF2000

2.439 mile(s)   
USF2000  
May 6, 2015

Section Data for Car 83 - Rickards, Garth (R)

Lap	T/SF to I1	I9 to SF	I1 to I2	I2 to I3	I3 to I4	I4 to I5	I5 to I6	I6 to I7	I7 to I8	I8 to I9	Lap	PI to PO	PO to SF	SF to PI	
1	T	6.9417	4.9692	10.7939	14.3109	10.1298	12.9805	8.7782	6.2030	8.6511	9.8422	93.6005		98.0191	92.9856
	S	131.812	119.097	84.328	85.710	121.289	81.784	84.119	113.325	63.444	87.009	93.807		82.237	86.069
2	T				14.2205	10.0732	13.4928	8.8676	5.9955			467.9085	375.3527	92.0963	
	S				86.255	121.971	78.678	83.270	117.247			18.765	3.785	87.526	
3	T	6.9260	4.9436	10.9655	13.9140	9.9784	12.9352	8.4774	6.0440	7.9584	9.6451	91.7876			
	S	132.111	119.714	83.008	88.155	123.130	82.070	87.103	116.306	68.967	88.787	95.660			
4	T	6.8927	4.9244	11.3250	13.6368	9.9559	13.0704	8.3860	5.9779	7.8033	9.5027	91.4751			94.7538
	S	132.749	120.181	80.373	89.947	123.408	81.221	88.053	117.592	70.337	90.118	95.987			84.463
5	T				13.7293	9.9949	13.3363	8.7551	6.7167			385.7373	291.9612	90.6453	
	S				89.341	122.926	79.602	84.340	104.858			22.763	4.866	88.927	
6	T	6.8917	4.9008	10.5906	13.7061	9.9365	12.6295	8.3092	6.0777	8.0259	9.3518	90.4198			
	S	132.768	120.760	85.947	89.492	123.649	84.056	88.866	115.661	68.387	91.572	97.107			
7	T	6.8986	4.8995	10.3976	13.6159	9.9130	12.9632	8.2024	5.9413	7.7341	9.5183	90.0839			93.5790
	S	132.636	120.792	87.542	90.085	123.942	81.893	90.024	118.317	70.967	89.970	97.469			85.523
8	T				13.7469	9.9588	12.9115	8.3307	5.9634			725.9245	631.3689	91.1356	
	S				89.227	123.372	82.221	88.637	117.878			12.095	2.250	88.448	
9	T	6.9041	4.9136	10.9365	13.9165	9.8806	12.4133	8.3446	5.9198	7.9677	9.3672	90.5639			
	S	132.530	120.445	83.228	88.139	124.348	85.520	88.489	118.746	68.886	91.422	96.953			
10	T	6.8870	4.8806	10.2762	13.4576	9.9219	12.6842	8.1168	5.9315	7.9044	9.3491	89.4093			
	S	132.859	121.259	88.576	91.145	123.831	83.694	90.973	118.512	69.438	91.599	98.205			
11	T	6.8279	4.8706	10.3830	13.4729	9.8990	12.7566	8.0283	5.8736	7.5602	9.4068	89.0789			
	S	134.009	121.508	87.665	91.041	124.117	83.219	91.976	119.680	72.599	91.037	98.569			
12	T	6.8819	4.9503	10.5429	13.5087	9.9146	12.3903	8.0229	5.8315	7.6249	9.9228	89.5908			
	S	132.957	119.552	86.336	90.800	123.922	85.679	92.038	120.544	71.983	86.303	98.006			
13	T	6.8090	4.8759	10.2041	13.3065	9.8613	12.5563	8.0996	5.8862	7.6040	9.4377	88.6406			
	S	134.381	121.376	89.202	92.180	124.592	84.546	91.166	119.424	72.181	90.739	99.056			
14	T	6.7463	4.8386	10.9311	13.5034	9.8164	12.7439	8.4153	5.9120	7.7052	9.3526	89.9648			94.7256
	S	135.630	122.312	83.270	90.836	125.162	83.302	87.746	118.903	71.233	91.564	97.598			84.488
15	T				13.7619	10.0461	12.7280	8.1092	6.2482			450.6713	354.7063	91.6002	
	S				89.129	122.300	83.406	91.058	112.505			19.483	4.005	88.000	
16	T	6.9097	4.9336	10.6960	13.3996	9.9511	12.3424	8.1277	5.9502	7.9167	9.4039	89.6309			
	S	132.423	119.957	85.100	91.539	123.467	86.012	90.851	118.140	69.330	91.065	97.962			
17	T	6.8638	4.8920	10.2058	13.3443	9.9364	12.4674	7.9359	5.9101	7.6094	9.3404	88.5055			
	S	133.308	120.977	89.187	91.919	123.650	85.149	93.047	118.941	72.130	91.684	99.207			
18	T	6.8475	4.8816	10.3638	13.2938	9.9826	12.3382	8.1692	5.8148	7.9460	9.4342	89.0717			
	S	133.625	121.234	87.828	92.268	123.078	86.041	90.389	120.891	69.074	90.772	98.577			
19	T	6.8395	4.8743	10.1001	13.2112	9.9233	12.2246	8.0304	5.9027	7.6509	9.3748	88.1318			
	S	133.782	121.416	90.121	92.845	123.813	86.841	91.952	119.090	71.738	91.347	99.628			


**Event:** Promoter Test Day - IMS RC  
**Track:** Indianapolis Motor Speedway RC  
**Report:** Section Data Report  
**Session:** Practice 1 - USF2000

2.439 mile(s)   
**USF2000**  
**May 6, 2015**

**Section Data for Car 83 - Rickards, Garth (R)**

Lap	T/SF to I1	I9 to SF	I1 to I2	I2 to I3	I3 to I4	I4 to I5	I5 to I6	I6 to I7	I7 to I8	I8 to I9	Lap	PI to PO	PO to SF	SF to PI	
20	T	6.8340	4.8891	10.1422	13.1761	9.9057	12.1784	8.1962	5.8647	7.5393	9.4126	88.1383			
	S	133.889	121.048	89.747	93.092	124.033	87.170	90.092	119.862	72.800	90.981	99.621			
21	T	6.7822	4.8484	10.3065	13.6831	9.9715	12.2523	8.1854	5.9033	7.7614	9.3006	88.9947			91.3033
	S	134.912	122.065	88.316	89.643	123.215	86.644	90.211	119.078	70.717	92.076	98.662			87.655
22	T								5.9069						
	S								119.006						

Event: Promoter Test Day - IMS RC  
Track: Indianapolis Motor Speedway RC  
Report: Section Data Report  
Session: Practice 1 - USF2000

2.439 mile(s)   
USF2000  
May 6, 2015

Section Data for Car 84 - Lastochkin, Nikita (R)

Lap	T/SF to I1	I9 to SF	I1 to I2	I2 to I3	I3 to I4	I4 to I5	I5 to I6	I6 to I7	I7 to I8	I8 to I9	Lap	PI to PO	PO to SF	SF to PI	
1	T	7.0325	5.0595	11.1327	13.9606	10.0317	13.3216	8.5761	6.4808	8.7812	10.5912	94.9679		99.0888	97.6689
	S	130.110	116.972	81.762	87.861	122.475	79.689	86.101	108.467	62.504	80.856	92.457		81.349	81.942
2	T				14.0550	10.5014	13.3082	8.4992	7.0927			482.2000	383.3264	94.4612	
	S				87.271	116.997	79.770	86.880	99.110			18.209	3.706	85.334	
3	T	7.0008	4.9816	11.7208	14.3798	10.1698	12.9796	8.4847	6.2344	8.1965	9.7888	93.9368			
	S	130.699	118.801	77.659	85.300	120.812	81.789	87.028	112.754	66.963	87.484	93.471			
4	T	7.1372	5.6938	13.2212	14.5955	10.0763	13.6581	8.4492	6.0523	9.0094	9.1903	97.0833			95.1776
	S	128.203	103.941	68.848	84.039	121.933	77.726	87.394	116.147	60.921	93.181	90.442			84.087
5	T				13.8949	10.1310	12.8661	8.3759	6.0444			383.5090	292.5561	92.1649	
	S				88.276	121.275	82.511	88.159	118.298			22.895	4.856	87.461	
6	T	7.0224	5.0377	10.7076	13.7963	10.1100	13.6502	8.5438	5.9806	7.9772	10.2566	93.0824			
	S	130.297	117.478	85.008	88.907	121.527	77.771	86.426	117.539	68.804	83.494	94.329			
7	T	6.9529	4.9492	10.9772	13.6694	10.1656	12.8132	9.3059	6.0220	8.2908	9.5563	92.7025			102.7271
	S	131.600	119.579	82.920	89.733	120.862	82.851	79.348	116.731	66.202	89.612	94.716			77.907
8	T				14.1626	10.2441	13.1965	8.5627	6.8385			711.3901	608.5770	92.5489	
	S				86.608	119.936	80.445	86.236	102.794			12.343	2.334	87.098	
9	T	6.9357	4.9666	10.7200	13.5825	9.9390	12.5639	8.4077	6.0086	7.9886	9.6149	90.7275			
	S	131.926	119.160	84.909	90.307	123.618	84.495	87.825	116.991	68.706	89.066	96.778			
10	T	6.9738	4.9549	10.6380	13.2744	9.9932	12.4233	8.2273	5.9422	9.3802	9.5040	91.3113			
	S	131.205	119.441	85.564	92.403	122.947	85.452	89.751	118.299	58.513	90.106	96.159			
11	T	6.9498	4.9543	10.7609	13.4300	9.9737	12.5734	8.3647	6.0344	7.8508	9.4372	90.3292			
	S	131.658	119.455	84.587	91.332	123.188	84.431	88.277	116.491	69.912	90.743	97.204			
12	T	6.9905	5.0489	10.6071	13.5474	10.0377	12.3527	8.1449	5.9842	7.6987	10.3538	90.7659			
	S	130.892	117.217	85.813	90.541	122.402	85.940	90.659	117.468	71.293	82.710	96.737			
13	T	6.9385	4.9454	10.5025	13.1823	9.9919	12.2715	8.2276	5.9562	7.8390	9.3961	89.2510			
	S	131.873	119.670	86.668	93.048	122.963	86.509	89.748	118.021	70.017	91.140	98.379			
14	T	6.9109	4.9123	10.8601	13.2304	10.0954	14.0316	8.4088	5.9691	7.7284	9.3809	91.5279			97.6053
	S	132.400	120.477	83.814	92.710	121.703	75.657	87.814	117.766	71.019	91.288	95.931			81.995
15	T				13.4392	10.0613	12.6123	8.2226	6.1093			416.8861	322.8735	87.8771	
	S				91.270	122.115	84.171	89.802	115.063			21.062	4.400	91.728	
16	T	6.9295	4.9234	10.4976	13.1953	10.0048	12.2252	8.5309	5.9965	7.7315	9.2812	89.3159			
	S	132.044	120.205	86.708	92.957	122.805	86.836	86.557	117.227	70.991	92.269	98.307			
17	T	6.9411	4.9439	10.1595	13.1581	9.9731	12.2749	8.1624	5.9975	7.8012	9.3689	88.7806			
	S	131.823	119.707	89.594	93.219	123.195	86.485	90.465	117.208	70.356	91.405	98.900			
18	T	6.8917	4.9142	10.2170	13.1969	9.9777	12.3129	8.1271	5.9775	7.7593	9.2933	88.6676			
	S	132.768	120.430	89.089	92.945	123.138	86.218	90.858	117.600	70.736	92.148	99.026			
19	T	6.8842	4.9136	10.1264	13.1322	9.9860	12.2766	8.0800	5.9344	7.6906	9.2741	88.2981			
	S	132.913	120.445	89.887	93.403	123.036	86.473	91.387	118.454	71.368	92.339	99.440			

**Event:** Promoter Test Day - IMS RC  
**Track:** Indianapolis Motor Speedway RC  
**Report:** Section Data Report  
**Session:** Practice 1 - USF2000

2.439 mile(s)   
**USF2000**  
**May 6, 2015**

**Section Data for Car 84 - Lastochkin, Nikita (R)**

Lap	T/SF to I1	I9 to SF	I1 to I2	I2 to I3	I3 to I4	I4 to I5	I5 to I6	I6 to I7	I7 to I8	I8 to I9	Lap	PI to PO	PO to SF	SF to PI	
20	T	6.8333	4.9065	10.2064	13.4488	10.0881	12.1360	8.0681	5.9001	7.9739	9.2723	88.8335			
	S	133.903	120.619	89.182	91.204	121.791	87.475	91.522	119.143	68.833	92.357	98.841			
21	T	6.8888	4.9195	10.1207	13.0551	9.9923	12.0923	8.1662	5.9706	7.6054	9.3033	88.1142			88.9667
	S	132.824	120.300	89.937	93.955	122.958	87.791	90.423	117.736	72.168	92.049	99.648			89.957
22	T								5.9853						
	S								117.447						



## Report Support Information

Section Legend	
Name	Length
SF to I1	0.254167 miles
I9 to SF	0.164394 miles
I1 to I2	0.252841 miles
I2 to I3	0.340720 miles
I3 to I4	0.341288 miles
I4 to I5	0.294886 miles
I5 to I6	0.205114 miles
I6 to I7	0.195265 miles
I7 to I8	0.152462 miles
I8 to I9	0.237879 miles
Lap	2.439000 miles
PI to PO	0.394602 miles
PO to SF	2.239110 miles
SF to PI	2.223106 miles
I7 to PI	0.338826 miles
PO to I2	0.307102 miles
PO to PI	2.023201 miles

Color Legend	
<span style="display: inline-block; width: 15px; height: 15px; background-color: purple; border: 1px solid black;"></span>	Fastest Lap
<span style="display: inline-block; width: 15px; height: 15px; background-color: yellow; border: 1px solid black;"></span>	Section Under Caution
<span style="display: inline-block; width: 15px; height: 15px; background-color: lightgreen; border: 1px solid black;"></span>	Section Under Green
<span style="border: 1px solid black; padding: 2px;">T</span>	Section Time Data
<span style="border: 1px solid black; padding: 2px;">S</span>	Section Speed Data

