

Event: USF2000 Grand Prix of Sonoma
Track: Sonoma Raceway
Report: Section Data Report
Session: Practice 1

Round 13 / 14
2.385 mile(s)
USF2000
August 22, 2014



Section Data for Car 10 - Latorre, Florian

Lap	T/SF to I1	I9 to SF	I1 to I2	I2 to I3	I3 to I4	I4 to I5	I5 to I6	I6 to I7	I7 to I8	I8 to I9	Lap	PI to PO	PO to SF	SF to PI	
1	T	1.9630		8.8827	10.1267	14.4895	11.4993	14.2033	7.2269	11.7409		99.9083		104.8022	
	S	110.452		97.483	83.959	83.666	95.164	74.455	107.930	78.339		85.939		79.852	
2	T	1.9457		8.6199	9.8635	14.3999	11.3926	14.0693	7.5094	12.7205		99.9033			92.4864
	S	111.435		100.455	86.199	84.186	96.055	75.164	103.870	72.305		85.943			85.089
3	T				10.0100	14.2953	11.4913	14.1155	7.1709	11.3849		396.4460	305.0503	98.8137	
	S				84.938	84.802	95.230	74.918	108.773	80.789		21.657	4.400	84.691	
4	T	1.9609	10.9628	8.6105	9.6857	14.0750	11.2305	14.0197	7.1805	11.3313	8.4208	97.4777			
	S	110.571	73.016	100.564	87.782	86.130	97.442	75.430	108.628	81.171	93.599	88.082			
5	T	1.9581	10.7158	8.5216	9.5803	13.9567	11.0670	13.7542	7.1469	11.1802	8.5587	96.4395			
	S	110.729	74.699	101.613	88.747	86.860	98.881	76.886	109.138	82.268	92.091	89.030			
6	T	1.9486	10.7834	8.4473	9.4655	13.7335	11.0934	13.6796	7.1230	11.0958	8.3841	95.7542			
	S	111.269	74.230	102.507	89.824	88.271	98.646	77.305	109.504	82.894	94.009	89.667			
7	T	1.9443	10.5911	8.3759	9.4043	13.6316	10.9679	13.7508	7.1230	11.0440	8.5202	95.3531			
	S	111.515	75.578	103.381	90.408	88.931	99.775	76.905	109.504	83.283	92.507	90.044			
8	T	1.9381	10.6142	8.2990	9.3792	13.6343	10.9861	13.6700	7.1276	11.0624	8.4492	95.1601			
	S	111.872	75.414	104.339	90.650	88.913	99.609	77.359	109.434	83.144	93.285	90.227			
9	T	1.9311	10.5847	8.3349	9.4053	13.7308	11.0019	13.6255	7.1150	11.1505	8.4835	95.3632			
	S	112.277	75.624	103.890	90.399	88.289	99.466	77.612	109.628	82.487	92.908	90.035			
10	T	1.9305	10.5585	8.3172	9.3523	13.6594	11.0758	13.6647	7.1173	11.1310	8.5150	95.3217			
	S	112.312	75.811	104.111	90.911	88.750	98.803	77.389	109.592	82.632	92.564	90.074			
11	T	1.9394	10.6404	8.3611	9.3502	13.5773	10.9235	13.6542	7.1097	11.0252	8.3963	94.9773			
	S	111.797	75.228	103.564	90.931	89.287	100.180	77.449	109.709	83.425	93.873	90.401			
12	T	1.9444	10.6941	8.3479	9.3264	13.6367	12.1584	13.9667	7.1262	11.6933	8.3858	97.2799			89.9561
	S	111.509	74.850	103.728	91.164	88.898	90.005	75.716	109.455	78.658	93.990	88.261			87.482
13	T				15.0996	20.2936	14.0411	15.0502	7.1303	11.3778		227.8351	120.7504	114.4677	
	S				56.308	59.737	77.937	70.265	109.392	80.839		37.685	11.115	73.109	
14	T	1.9374	10.5764	8.4004	9.4198	13.7151	11.1250	13.6619	7.1198	11.2291	8.5627	95.7476			88.1822
	S	111.912	75.683	103.080	90.260	88.390	98.366	77.405	109.554	81.910	92.048	89.673			89.242

Event: USF2000 Grand Prix of Sonoma
Track: Sonoma Raceway
Report: Section Data Report
Session: Practice 1

Round 13 / 14
2.385 mile(s)
USF2000
August 22, 2014



Section Data for Car 13 - Maldonado, Juan (R)

Lap	T/SF to I1	I9 to SF	I1 to I2	I2 to I3	I3 to I4	I4 to I5	I5 to I6	I6 to I7	I7 to I8	I8 to I9	Lap	PI to PO	PO to SF	SF to PI	
1	T	2.0377		10.3491	10.7768	15.0779	12.3760	14.9709	7.6703	12.5119		106.8125		117.2743	
	S	106.403		83.670	78.894	80.401	88.423	70.637	101.691	73.512		80.384		71.360	
2	T	1.9596		9.7777	10.3428	15.9265	13.5962	16.7381	8.4443	13.6535		110.7277			104.1365
	S	110.644		88.560	82.205	76.117	80.487	63.179	92.370	67.365		77.542			75.570
3	T				11.7156	15.6930	12.8854	14.9821	7.7845	12.2256		378.8614	275.9938	109.3713	
	S				72.572	77.249	84.927	70.584	100.199	75.233		22.663	4.863	76.516	
4	T	2.0436	11.2672	9.7991	10.7014	15.2712	12.0583	14.8224	7.4866	11.8552	8.9343	104.2393			
	S	106.096	71.043	88.366	79.450	79.383	90.752	71.345	104.186	77.584	88.220	82.368			
5	T	1.9567	10.8027	9.3111	10.1636	14.3415	11.6046	14.3012	7.3722	11.7647	8.9634	100.5817			
	S	110.808	74.098	92.998	83.654	84.529	94.300	73.945	105.803	78.181	87.933	85.363			
6	T	1.9543	11.1277	9.1813	10.0557	14.2930	11.5740	14.4956	7.3045	11.5879	8.7026	100.2766			
	S	110.944	71.934	94.312	84.552	84.816	94.550	72.953	106.783	79.374	90.569	85.623			
7	T	1.9585	11.0797	8.9639	9.9588	14.3032	11.6626	14.8708	7.3565	11.7349	8.9800	100.8689			93.2065
	S	110.706	72.245	96.600	85.374	84.755	93.831	71.113	106.029	78.379	87.771	85.120			84.431
8	T				11.7054	15.8350	12.7169	14.7638	7.6469	12.3088		304.0698	204.0824	107.6237	
	S				72.635	76.557	86.052	71.628	102.002	74.725		28.237	6.577	77.758	
9	T	1.9660	11.0568	9.1547	9.9280	14.6395	67.5520	17.2752	7.8835	12.2997	8.9768	160.7322			
	S	110.284	72.395	94.586	85.639	82.808	16.200	61.215	98.941	74.780	87.802	53.418			
10	T	2.0701	11.4200	9.3032	9.9716	14.3499	11.6437	14.2566	7.2921	11.6053	9.0022	100.9147			
	S	104.738	70.092	93.076	85.265	84.480	93.984	74.176	106.965	79.255	87.554	85.082			
11	T	1.9563	10.7382	8.9537	9.7723	14.0812	11.5496	14.1332	7.2907	11.4495	8.8840	98.8087			
	S	110.831	74.543	96.710	87.004	86.092	94.749	74.824	106.986	80.333	88.719	86.895			
12	T	1.9604	10.7059	8.9039	9.7627	14.0197	11.4498	14.1277	7.3139	11.6770	8.8732	98.7942			92.2170
	S	110.599	74.768	97.251	87.089	86.469	95.575	74.853	106.646	78.768	88.827	86.908			85.337

Event: USF2000 Grand Prix of Sonoma
Track: Sonoma Raceway
Report: Section Data Report
Session: Practice 1

Round 13 / 14
2.385 mile(s)
USF2000
August 22, 2014



Section Data for Car 15 - Myasava, Gustavo (R)

Lap	T/SF to I1	I9 to SF	I1 to I2	I2 to I3	I3 to I4	I4 to I5	I5 to I6	I6 to I7	I7 to I8	I8 to I9	Lap	PI to PO	PO to SF	SF to PI	
1	T	1.9584		8.7582	10.3020	14.4190	11.4922	14.1225	7.2030	13.2486		101.5324		106.6953	
	S	110.712		98.868	82.530	84.075	95.223	74.881	108.288	69.424		84.564		78.435	
2	T	1.9528		8.6411	9.9128	14.1009	11.5040	13.9711	7.1953	11.9314		99.2631			92.8276
	S	111.029		100.208	85.771	85.971	95.125	75.692	108.404	77.088		86.497			84.776
3	T				10.1679	14.7047	11.7233	13.9150	7.1849	11.6643		387.9001	294.0690	99.5925	
	S				83.619	82.441	93.346	75.997	108.561	78.854		22.135	4.564	84.029	
4	T	1.9492	10.7016	8.5993	9.7109	14.0675	11.3487	13.9707	7.1633	11.3932	8.6780	97.5824			
	S	111.234	74.798	100.695	87.554	86.175	96.427	75.694	108.888	80.730	90.825	87.987			
5	T	1.9506	10.8534	8.6302	9.7198	13.9348	11.1548	13.8300	7.1701	11.4344	8.6722	97.3503			
	S	111.155	73.752	100.335	87.474	86.996	98.103	76.464	108.785	80.439	90.886	88.197			
6	T	1.9468	10.9080	8.5280	9.6810	13.9943	11.3301	13.7814	7.1681	11.4482	8.6655	97.4514			
	S	111.372	73.382	101.537	87.824	86.626	96.585	76.734	108.815	80.342	90.956	88.105			
7	T	1.9475	10.8801	8.4087	9.7255	13.7337	11.2191	13.8563	7.1456	12.8345	8.6668	98.4178			93.8902
	S	111.332	73.571	102.978	87.422	88.270	97.541	76.319	109.158	71.664	90.943	87.240			83.816
8	T				11.2487	14.3092	11.5409	13.8915	7.1829	11.4031		196.5763	100.2103	100.7077	
	S				75.584	84.720	94.821	76.126	108.591	80.660		43.678	13.393	83.098	
9	T	1.9473	10.6921	8.5874	9.6544	13.8117	11.1618	13.7049	7.1935	11.3800	8.6689	96.8020			
	S	111.343	74.864	100.835	88.066	87.771	98.041	77.162	108.431	80.824	90.921	88.697			
10	T	1.9452	10.8977	8.4048	9.6978	13.7697	11.3912	13.7229	7.1331	11.3649	8.5849	96.9122			
	S	111.463	73.452	103.026	87.672	88.039	96.067	77.061	109.349	80.931	91.810	88.596			
11	T	1.9479	10.6419	8.3100	9.7195	14.1123	11.5711	13.7833	7.1563	11.3926	8.7740	97.4089			
	S	111.309	75.217	104.201	87.476	85.902	94.573	76.723	108.995	80.734	89.832	88.144			
12	T	1.9424	10.7098	8.4122	10.2215	13.9196	11.1839	13.8216	7.1466	11.5217	8.6656	97.5449			
	S	111.624	74.740	102.935	83.180	87.091	97.848	76.511	109.143	79.830	90.955	88.021			
13	T	1.9457	10.7852	8.5973	9.8029	13.9560	11.2188	13.7172	7.1492	11.4521	8.7083	97.3327			
	S	111.435	74.218	100.719	86.732	86.864	97.543	77.093	109.103	80.315	90.509	88.213			
14	T	1.9447	10.9468	8.4828	9.9017	13.8185	11.2072	13.6672	7.1904	11.6050	8.5318	97.2961			89.6388
	S	111.492	73.122	102.078	85.867	87.728	97.644	77.375	108.478	79.257	92.382	88.246			87.792

Event: USF2000 Grand Prix of Sonoma
Track: Sonoma Raceway
Report: Section Data Report
Session: Practice 1

Round 13 / 14
2.385 mile(s)
USF2000
August 22, 2014



Section Data for Car 16 - Dayson, James

Lap	T/SF to I1	I9 to SF	I1 to I2	I2 to I3	I3 to I4	I4 to I5	I5 to I6	I6 to I7	I7 to I8	I8 to I9	Lap	PI to PO	PO to SF	SF to PI	
1	T	2.1595		10.2931	11.7395	16.0814	13.0258	14.9670	8.0006	12.6899		112.1342		137.7191	
	S	100.402		84.125	72.424	75.384	84.012	70.655	97.493	72.481		76.569		60.766	
2	T	2.1366		10.3432	11.7369	16.3799	13.6404	15.5710	8.3178	16.7325		115.8846			107.7196
	S	101.478		83.718	72.441	74.018	80.226	67.915	93.775	54.969		74.091			73.056
3	T				12.3592	17.0594	13.2248	15.0160	7.8686	12.4012		343.5310	240.4515	118.9318	
	S				68.793	71.062	82.747	70.425	99.128	74.168		24.993	5.582	70.365	
4	T	2.0593	19.7531	9.4528	10.9772	15.9131	13.5748	15.6573	7.8653	12.4323	8.9605	116.6457			
	S	105.287	40.523	91.603	77.454	76.181	80.614	67.540	99.170	73.983	87.962	73.608			
5	T	2.0006	11.1791	8.9056	10.7288	15.2216	12.1630	14.9849	7.5997	12.0566	9.3205	104.1604			
	S	108.377	71.603	97.232	79.247	79.642	89.971	70.571	102.636	76.288	84.564	82.431			
6	T	1.9649	11.0431	8.9843	10.4608	14.6345	12.2605	14.5606	7.5528	12.1695	9.1540	102.7850			
	S	110.346	72.485	96.380	81.277	82.837	89.256	72.628	103.273	75.580	86.102	83.534			
7	T	1.9704	11.1636	8.7404	10.3066	14.7457	12.0251	14.4861	7.4721	12.0028	8.8282	101.7410			
	S	110.038	71.702	99.070	82.493	82.212	91.003	73.001	104.388	76.630	89.280	84.391			
8	T	1.9592	10.8918	8.7806	10.2626	15.0093	11.8917	14.5039	7.2796	11.7612	9.0169	101.3568			
	S	110.667	73.491	98.616	82.847	80.768	92.024	72.911	107.149	78.204	87.412	84.711			
9	T	1.9539	10.8513	8.6784	10.1404	15.1074	11.7204	14.4519	7.2962	11.6728	8.9242	100.7969			
	S	110.967	73.766	99.778	83.846	80.244	93.369	73.174	106.905	78.796	88.320	85.181			
10	T	1.9505	10.8132	8.6071	10.2629	14.3198	11.7004	14.2922	7.3143	12.3229	8.7744	100.3577			
	S	111.160	74.026	100.604	82.845	84.657	93.528	73.991	106.640	74.639	89.827	85.554			
11	T	1.9429	10.7556	8.6535	10.8263	14.8388	12.1064	14.7691	7.5385	12.1050	8.9063	102.4424			
	S	111.595	74.422	100.065	78.534	81.696	90.392	71.602	103.469	75.983	88.497	83.813			
12	T	1.9490	10.8578	8.6796	10.0584	14.5512	11.7801	14.0626	7.2362	11.7107	8.9046	99.7902			
	S	111.246	73.722	99.764	84.529	83.311	92.895	75.199	107.791	78.541	88.514	86.041			
13	T	1.9507	10.8166	8.4513	10.0854	14.5893	11.5210	14.0963	7.2276	11.7562	8.9496	99.4440			
	S	111.149	74.002	102.459	84.303	83.093	94.985	75.020	107.920	78.237	88.069	86.340			
14	T	1.9429	10.8701	8.5471	9.9739	14.1212	11.5165	14.3384	7.2752	11.6410	8.8141	99.0404			90.8339
	S	111.595	73.638	101.310	85.245	85.848	95.022	73.753	107.214	79.011	89.423	86.692			86.637

Event: USF2000 Grand Prix of Sonoma
Track: Sonoma Raceway
Report: Section Data Report
Session: Practice 1

Round 13 / 14
2.385 mile(s)
USF2000
August 22, 2014



Section Data for Car 17 - Franzoni, Victor (R)

Lap	T/SF to I1	I9 to SF	I1 to I2	I2 to I3	I3 to I4	I4 to I5	I5 to I6	I6 to I7	I7 to I8	I8 to I9	Lap	PI to PO	PO to SF	SF to PI	
1	T	1.9570		8.9296	10.2700	14.4175	11.6507	13.9593	7.2033	11.4284		99.5537		109.0707	
	S	110.791		96.971	82.787	84.083	93.927	75.756	108.284	80.481		86.245		76.727	
2	T	1.9438		8.6504	9.9801	15.2749	14.7547	16.3375	9.7950	13.2580		109.4169			102.8558
	S	111.543		100.100	85.192	79.364	74.167	64.728	79.632	69.375		78.471			76.510
3	T				10.3283	14.4335	11.6562	13.9274	7.2490	11.4136		383.0576	289.6303	100.0011	
	S				82.320	83.990	93.883	75.929	107.601	80.586		22.414	4.634	83.685	
4	T	1.9568	10.8744	8.6480	9.8879	14.0527	11.2194	13.7348	7.1717	11.1698	8.5608	97.2763			
	S	110.802	73.609	100.128	85.987	86.266	97.538	76.994	108.761	82.345	92.069	88.264			
5	T	1.9440	10.7623	8.4884	9.7208	14.4066	11.1692	13.7824	7.1488	11.1716	8.6437	97.2378			
	S	111.532	74.376	102.011	87.465	84.147	97.976	76.728	109.109	82.331	91.186	88.299			
6	T	1.9444	10.7982	9.2274	10.0035	14.3803	11.3166	13.9229	7.1529	11.0880	8.7441	98.5783			
	S	111.509	74.129	93.841	84.993	84.301	96.700	75.954	109.047	82.952	90.139	87.098			
7	T	1.9384	10.6290	8.4790	9.6349	13.7554	11.1661	13.6799	7.1119	11.0785	8.6012	96.0743			
	S	111.854	75.309	102.124	88.245	88.131	98.004	77.303	109.675	83.023	91.636	89.368			
8	T	1.9349	10.5767	8.4214	9.5528	13.7193	11.0837	13.7142	7.1410	11.1148	8.7018	95.9606			
	S	112.057	75.681	102.822	89.003	88.363	98.732	77.110	109.228	82.752	90.577	89.474			
9	T	1.9319	10.5300	8.4871	9.5227	13.6753	11.1416	13.6771	7.1474	11.1499	8.6322	95.8952			87.8720
	S	112.231	76.017	102.026	89.284	88.647	98.219	77.319	109.131	82.492	91.307	89.535			89.557
10	T				9.7601	13.7731	11.1163	13.6521	7.1441	11.0775	8.5260	167.6772	78.6314	97.0371	
	S				87.113	88.017	98.443	77.461	109.181	83.031	92.445	51.206	17.069	86.242	
11	T	1.9380	10.5964	8.4599	9.4551	13.7272	13.1920	13.8439	7.1653	11.1731	8.5339	98.0848			
	S	111.877	75.540	102.355	89.923	88.312	82.953	76.387	108.858	82.320	92.359	87.536			
12	T	1.9326	10.6218	8.4939	9.5193	13.7608	11.1556	13.6871	7.1389	11.0568	8.5439	95.9107			
	S	112.190	75.360	101.945	89.316	88.096	98.096	77.263	109.261	83.186	92.251	89.521			
13	T	1.9373	10.7241	8.7525	9.5625	13.7371	11.1944	13.7175	7.1490	11.1065	8.6092	96.4901			
	S	111.918	74.641	98.933	88.913	88.248	97.756	77.091	109.106	82.814	91.551	88.983			
14	T	1.9347	10.6091	8.4626	9.4950	13.6952	11.1629	13.7278	7.1369	11.2278	8.7011	96.1531			87.2695
	S	112.068	75.450	102.322	89.545	88.518	98.032	77.033	109.291	81.919	90.584	89.295			90.175
15	T										8.3720				
	S										94.145				

Event: USF2000 Grand Prix of Sonoma
Track: Sonoma Raceway
Report: Section Data Report
Session: Practice 1

Round 13 / 14
2.385 mile(s)
USF2000
August 22, 2014



Section Data for Car 2 - Eidson, Jake

Lap	T/SF to I1	I9 to SF	I1 to I2	I2 to I3	I3 to I4	I4 to I5	I5 to I6	I6 to I7	I7 to I8	I8 to I9	Lap	PI to PO	PO to SF	SF to PI	
1	T	1.9581		8.8058	10.4718	14.5490	11.6161	14.0169	7.1906	11.5834		100.0582		104.4375	
	S	110.729		98.334	81.192	83.323	94.207	75.445	108.475	79.404		85.810		80.131	
2	T	1.9355		8.6291	9.9854	14.1789	11.5888	13.8894	7.1420	12.3756		99.1368			91.7089
	S	112.022		100.348	85.147	85.498	94.429	76.137	109.213	74.321		86.608			85.810
3	T				10.1809	14.3761	11.6746	13.9611	7.1650	11.4739		395.5499	303.9629	98.9508	
	S				83.512	84.326	93.735	75.746	108.863	80.162		21.708	4.416	84.574	
4	T	1.9382	10.9820	8.5235	9.6602	14.0311	11.2844	13.9655	7.1433	11.5110	8.3660	97.4052			
	S	111.866	72.888	101.591	88.013	86.399	96.976	75.722	109.193	79.904	94.213	88.147			
5	T	1.9365	10.6766	8.4814	9.6210	13.8985	11.1048	13.8218	7.1293	11.3928	8.5517	96.6144			
	S	111.964	74.973	102.095	88.372	87.223	98.545	76.510	109.408	80.733	92.167	88.869			
6	T	1.9313	10.7265	8.3729	9.5234	13.8042	11.1323	13.7669	7.0895	11.2110	8.4669	96.0249			
	S	112.265	74.624	103.418	89.278	87.819	98.301	76.815	110.022	82.042	93.090	89.414			
7	T	1.9269	10.6062	8.3110	9.5481	13.6940	11.1098	13.6828	7.0671	11.0797	8.4923	95.5179			
	S	112.522	75.470	104.188	89.047	88.526	98.500	77.287	110.371	83.014	92.811	89.889			
8	T	1.9216	10.5754	8.2979	9.4543	13.6107	11.1531	13.5884	7.0731	11.0969	8.5646	95.3360			
	S	112.832	75.690	104.353	89.930	89.068	98.118	77.824	110.277	82.886	92.028	90.060			
9	T	1.9169	10.5197	8.3485	9.4384	13.7815	11.1241	13.5615	7.0783	11.1392	8.6192	95.5273			
	S	113.109	76.091	103.720	90.082	87.964	98.374	77.978	110.196	82.571	91.445	89.880			
10	T	1.9155	10.6781	8.3581	9.4541	13.6741	11.1851	13.4925	7.0719	11.0351	8.4850	95.3495			
	S	113.191	74.962	103.601	89.932	88.655	97.837	78.377	110.296	83.350	92.891	90.048			
11	T	1.9254	10.6178	8.3809	9.4864	13.6931	11.0991	13.5564	7.0740	11.1106	8.6449	95.5886			
	S	112.609	75.388	103.319	89.626	88.532	98.595	78.007	110.263	82.783	91.173	89.822			
12	T	1.9203	10.5403	8.3503	9.4296	13.5917	11.1423	14.0819	7.1172	11.1827	8.4929	95.8492			
	S	112.908	75.942	103.698	90.166	89.192	98.213	75.096	109.594	82.250	92.805	89.578			
13	T	1.9275	10.5979	8.3025	9.4327	13.6248	11.0542	13.8245	7.1091	11.1316	8.6240	95.6288			
	S	112.487	75.530	104.295	90.136	88.975	98.996	76.495	109.719	82.627	91.394	89.785			
14	T	1.9222	10.4903	8.3415	9.4320	13.5593	11.1034	13.6549	7.0871	11.1118	8.7211	95.4236			
	S	112.797	76.304	103.807	90.143	89.405	98.557	77.445	110.059	82.774	90.376	89.978			
15	T	1.9285	10.5662	8.3143	9.4026	13.5878	11.2455	13.6372	7.0918	11.1678	8.6272	95.5689			87.3937
	S	112.428	75.756	104.147	90.425	89.218	97.312	77.545	109.986	82.359	91.360	89.841			90.047

Event: USF2000 Grand Prix of Sonoma
Track: Sonoma Raceway
Report: Section Data Report
Session: Practice 1

Round 13 / 14
2.385 mile(s)
USF2000
August 22, 2014



Section Data for Car 21 - Jamin, Nico (R)

Lap	T/SF to I1	I9 to SF	I1 to I2	I2 to I3	I3 to I4	I4 to I5	I5 to I6	I6 to I7	I7 to I8	I8 to I9	Lap	PI to PO	PO to SF	SF to PI	
1	T	1.9479		9.3392	10.4923	14.8818	12.3344	17.1171	7.4399	11.8279		105.2926		106.2844	
	S	111.309		92.718	81.033	81.460	88.721	61.780	104.840	77.763		81.544		78.738	
2	T	1.9411		8.7474	9.8938	14.3366	11.5758	14.8193	7.3194	12.3625		100.9409			94.7285
	S	111.699		98.990	85.935	84.558	94.535	71.360	106.566	74.400		85.060			83.075
3	T			10.4058	14.5390	11.8767	14.2001	7.1896	11.6164			396.3696	299.4989	103.4478	
	S			81.707	83.381	92.140	74.471	108.490	79.179			21.662	4.481	80.897	
4	T	1.9569	11.7974	8.7638	9.8085	14.0041	11.4303	13.9940	7.1879	11.6333	8.5123	99.0885			
	S	110.797	67.850	98.805	86.683	86.566	95.738	75.568	108.516	79.064	92.593	86.650			
5	T	1.9462	10.7396	8.6586	9.8603	13.8869	11.2980	13.8103	7.2234	11.2534	8.6703	97.3470			
	S	111.406	74.533	100.006	86.227	87.296	96.859	76.573	107.982	81.733	90.906	88.200			
6	T	1.9485	10.7174	8.6485	9.6255	13.8302	11.1831	13.7285	7.1604	11.3538	8.5757	96.7716			
	S	111.274	74.687	100.122	88.331	87.654	97.855	77.030	108.932	81.010	91.909	88.724			
7	T	1.9405	10.6525	8.5363	9.5337	13.7956	11.1908	13.7055	7.1468	11.2034	8.6308	96.3359			
	S	111.733	75.142	101.438	89.181	87.874	97.787	77.159	109.140	82.098	91.322	89.126			
8	T	1.9419	10.6261	8.5260	9.3852	13.7376	11.1029	13.7331	7.1590	11.1871	8.6344	96.0333			
	S	111.653	75.329	101.561	90.592	88.245	98.561	77.004	108.954	82.217	91.284	89.406			
9	T	1.9326	10.6179	8.5503	9.4769	13.7704	11.1743	13.7768	7.1604	11.2509	8.5806	96.2911			
	S	112.190	75.387	101.272	89.716	88.035	97.932	76.759	108.932	81.751	91.856	89.167			
10	T	1.9323	10.5729	8.4860	9.4153	13.7369	11.1151	13.8014	7.1534	11.2845	8.6363	96.1341			
	S	112.207	75.708	102.040	90.303	88.249	98.453	76.623	109.039	81.508	91.264	89.313			
11	T	1.9364	10.6540	8.5211	9.4492	13.7878	11.2594	13.9758	7.1424	11.3793	8.5867	96.6921			90.3704
	S	111.970	75.132	101.619	89.979	87.924	97.192	75.667	109.207	80.829	91.791	88.797			87.081
12	T			10.2206	14.0041	11.3094	13.8628	7.1752	11.3043			181.7398	88.9709	99.1395	
	S			83.188	86.566	96.762	76.283	108.708	81.365			47.243	15.085	84.413	
13	T	1.9377	10.6149	8.5923	9.3964	13.8326	11.1410	13.7983	7.1549	11.2205	8.6747	96.3633			
	S	111.895	75.409	100.777	90.484	87.639	98.224	76.640	109.016	81.973	90.860	89.100			
14	T	1.9298	10.6465	8.5051	9.5073	13.7137	11.1375	13.7542	7.1494	11.1680	8.5383	96.0498			88.6491
	S	112.353	75.185	101.811	89.429	88.399	98.255	76.886	109.100	82.358	92.311	89.391			88.772

Event: USF2000 Grand Prix of Sonoma
Track: Sonoma Raceway
Report: Section Data Report
Session: Practice 1

Round 13 / 14
2.385 mile(s)
USF2000
August 22, 2014



Section Data for Car 23 - Owen, Will (R)

Lap	T/SF to I1	I9 to SF	I1 to I2	I2 to I3	I3 to I4	I4 to I5	I5 to I6	I6 to I7	I7 to I8	I8 to I9	Lap	PI to PO	PO to SF	SF to PI	
1	T	1.9652		8.9588	10.1359	14.4928	11.7276	14.1214	7.2214	11.8135		100.7487		108.2767	
	S	110.329		96.655	83.883	83.647	93.311	74.886	108.012	77.858		85.222		77.289	
2	T	1.9360		9.4963	10.2646	14.6172	11.5245	15.0011	7.7286	11.9063		102.0898			96.1855
	S	111.993		91.184	82.831	82.935	94.956	70.495	100.924	77.251		84.102			81.816
3	T				10.3721	15.0210	11.8675	14.2781	7.2068	11.5424		392.2509	297.1817	100.9184	
	S				81.973	80.705	92.211	74.064	108.231	79.686		21.899	4.516	82.925	
4	T	1.9529	11.0057	9.0524	9.8283	13.9790	11.3911	13.9643	7.2167	11.5117	8.5544	98.4565			
	S	111.024	72.731	95.655	86.508	86.721	96.068	75.729	108.083	79.899	92.138	87.206			
5	T	1.9553	10.7121	8.6016	9.7616	13.9373	11.3741	13.8688	7.2152	11.3283	8.6846	97.4389			
	S	110.887	74.724	100.668	87.099	86.980	96.211	76.250	108.105	81.192	90.756	88.117			
6	T	1.9465	10.7187	8.6044	9.6112	13.8506	11.3050	13.8380	7.1945	11.3071	8.5685	96.9445			
	S	111.389	74.678	100.636	88.462	87.525	96.799	76.420	108.416	81.345	91.986	88.566			
7	T	1.9442	10.6476	8.5400	9.6527	13.8077	11.2668	13.9033	7.1864	11.2824	8.7404	96.9715			
	S	111.521	75.177	101.395	88.082	87.797	97.128	76.061	108.538	81.523	90.177	88.541			
8	T	1.9482	10.6051	8.6067	9.4934	13.7516	11.2028	13.8038	7.1799	11.3018	8.8093	96.7026			
	S	111.292	75.478	100.609	89.560	88.155	97.683	76.609	108.637	81.383	89.472	88.788			
9	T	1.9368	10.7610	8.7314	9.7171	13.7549	11.3122	13.7575	7.1853	11.3157	8.5631	97.0350			
	S	111.947	74.385	99.172	87.498	88.134	96.738	76.867	108.555	81.283	92.044	88.484			
10	T	1.9419	10.6111	8.4331	9.6884	13.7331	11.2002	13.7525	7.1819	11.1648	8.6475	96.3545			
	S	111.653	75.436	102.680	87.757	88.274	97.705	76.895	108.606	82.381	91.146	89.108			
11	T	1.9454	10.5295	8.4715	9.6172	13.7255	11.1464	13.8123	7.1592	11.1992	8.7477	96.3539			
	S	111.452	76.020	102.214	88.407	88.323	98.177	76.562	108.951	82.128	90.102	89.109			
12	T	1.9427	10.5927	8.3740	9.5335	13.7514	11.2773	13.9508	7.1661	11.3119	8.6781	96.5785			
	S	111.607	75.567	103.404	89.183	88.156	97.037	75.802	108.846	81.310	90.824	88.902			
13	T	1.9361	10.5712	8.4621	9.5982	13.7234	11.2438	13.7447	7.1716	11.3375	8.6702	96.4588			
	S	111.987	75.720	102.328	88.582	88.336	97.326	76.939	108.762	81.127	90.907	89.012			
14	T	1.9445	10.8191	8.3793	10.0210	13.9808	11.1803	13.7824	7.1744	11.1810	8.6419	97.1047			
	S	111.503	73.985	103.339	84.845	86.710	97.879	76.728	108.720	82.262	91.205	88.420			
15	T	1.9404	10.5415	8.3796	9.5499	13.7344	11.2905	13.6555	7.1776	11.2154	8.6951	96.1799			
	S	111.739	75.934	103.335	89.030	88.265	96.924	77.441	108.671	82.010	90.647	89.270			
16	T	1.9478	10.5562	8.5846	10.1202	14.2282	12.0985	14.1109	7.3986	11.8974	8.7063				93.7856
	S	111.314	75.828	100.868	84.013	85.202	90.451	74.942	105.425	77.309	90.530				83.910

Event: USF2000 Grand Prix of Sonoma
Track: Sonoma Raceway
Report: Section Data Report
Session: Practice 1

Round 13 / 14
2.385 mile(s)
USF2000
August 22, 2014



Section Data for Car 24 - Portante, Peter

Lap	T/SF to I1	I9 to SF	I1 to I2	I2 to I3	I3 to I4	I4 to I5	I5 to I6	I6 to I7	I7 to I8	I8 to I9	Lap	PI to PO	PO to SF	SF to PI	
1	T	1.9721		9.0016	10.2887	14.7704	11.8908	14.2100	7.1971	11.6343		102.1795		114.7911	
	S	109.943		96.195	82.637	82.074	92.031	74.419	108.377	79.057		84.029		72.903	
2	T	1.9450		8.8752	9.9542	14.4088	11.4888	14.6533	8.1987	17.0001		106.1651			101.0492
	S	111.475		97.565	85.414	84.134	95.251	72.168	95.137	54.104		80.874			77.878
3	T				10.2142	14.6201	11.6131	14.1583	7.1259	11.4585		331.2341	236.5562	99.4648	
	S				83.240	82.918	94.231	74.691	109.460	80.270		25.921	5.674	84.137	
4	T	1.9328	10.7925	8.6384	9.8242	14.1683	11.2949	13.9587	7.1117	11.3721	8.5195	97.6131			
	S	112.178	74.168	100.240	86.544	85.562	96.886	75.759	109.678	80.880	92.515	87.960			
5	T	1.9262	10.6665	8.5277	9.5686	14.0109	11.1301	13.8562	7.0852	11.2755	8.6809	96.7278			
	S	112.563	75.044	101.541	88.856	86.524	98.321	76.320	110.089	81.573	90.795	88.765			
6	T	1.9195	10.7809	8.4774	9.5438	13.8781	11.2176	13.8218	7.0986	11.1344	8.5484	96.4205			
	S	112.956	74.247	102.143	89.087	87.351	97.554	76.510	109.881	82.606	92.202	89.047			
7	T	1.9214	10.5243	8.4077	9.5128	13.8384	11.0838	13.8098	7.0575	11.0821	8.7622	96.0000			
	S	112.844	76.058	102.990	89.377	87.602	98.731	76.576	110.521	82.996	89.953	89.437			
8	T	1.9196	10.5232	8.4302	9.5415	13.8309	11.0620	13.7994	7.0870	11.1312	8.6787	96.0037			
	S	112.950	76.066	102.715	89.108	87.650	98.926	76.634	110.061	82.630	90.818	89.434			
9	T	1.9152	10.5868	8.3285	9.4207	13.7826	11.0358	13.8172	7.1246	11.1191	8.4753	95.6058			
	S	113.209	75.609	103.969	90.251	87.957	99.161	76.535	109.480	82.720	92.998	89.806			
10	T	1.9209	10.5436	8.3317	9.4225	13.7210	11.4575	13.9457	7.1268	11.2125	8.6835	96.3657			
	S	112.873	75.919	103.929	90.234	88.352	95.511	75.830	109.446	82.031	90.768	89.098			
11	T	1.9216	10.5741	8.3259	9.5233	13.9403	11.0292	13.8886	7.0966	11.2206	8.5406	96.0608			
	S	112.832	75.700	104.002	89.279	86.962	99.220	76.142	109.912	81.972	92.286	89.381			
12	T	1.9257	10.6321	8.3938	9.4336	13.8805	11.3186	13.7232	7.1114	14.9718	8.5554	99.9461			
	S	112.592	75.287	103.161	90.128	87.336	96.683	77.059	109.683	61.434	92.127	85.906			
13	T	1.9239	11.3543	8.6787	9.4827	13.7970	11.1139	13.8562	7.1252	11.1842	9.0186	97.5347			
	S	112.697	70.498	99.774	89.661	87.865	98.464	76.320	109.471	82.239	87.395	88.030			
14	T	1.9231	10.5677	8.3296	9.3997	13.7486	11.0369	13.9077	7.1141	11.2220	8.7512	96.0006			
	S	112.744	75.745	103.956	90.453	88.174	99.151	76.037	109.641	81.962	90.066	89.437			
15	T	1.9229	11.3066	8.2978	9.6482	13.7738	11.1745	13.9471	7.1076	11.1714	8.4029	96.7528			87.9701
	S	112.756	70.795	104.354	88.123	88.013	97.930	75.822	109.742	82.333	93.799	88.742			89.457

Event: USF2000 Grand Prix of Sonoma
Track: Sonoma Raceway
Report: Section Data Report
Session: Practice 1

Round 13 / 14
2.385 mile(s)
USF2000
August 22, 2014



Section Data for Car 3 - Andres Soori, Keyvan (R)

Lap	T/SF to I1	I9 to SF	I1 to I2	I2 to I3	I3 to I4	I4 to I5	I5 to I6	I6 to I7	I7 to I8	I8 to I9	Lap	PI to PO	PO to SF	SF to PI	
1	T	1.9699		9.6572	10.6029	14.8730	12.0651	15.0353	7.2963	11.9946		103.9543		110.5884	
	S	110.066		89.665	80.188	81.508	90.701	70.334	106.903	76.682		82.594		75.674	
2	T	1.9452		9.2536	10.2888	14.4817	11.8706	14.6626	7.4304	12.0825		101.9549			94.9542
	S	111.463		93.575	82.636	83.711	92.187	72.122	104.974	76.124		84.214			82.877
3	T				10.5989	14.7291	11.9792	14.3601	7.2416	12.1026		406.4918	311.1987	104.0957	
	S				80.218	82.305	91.352	73.642	107.711	75.998		21.122	4.313	80.394	
4	T	2.0034	12.0305	9.0597	9.9905	14.6649	11.9271	14.3355	7.2231	11.5013	9.7109	102.4469			
	S	108.225	66.535	95.578	85.104	82.665	91.751	73.768	107.987	79.971	81.165	83.809			
5	T	1.9648	10.8123	8.8949	9.9897	14.2169	11.5276	13.9973	7.1656	11.4964	8.6986	98.7641			
	S	110.351	74.032	97.349	85.110	85.270	94.930	75.550	108.853	80.005	90.610	86.934			
6	T	1.9518	10.7116	8.8421	9.7944	14.0773	11.4351	14.0067	7.1456	11.4059	8.6512	98.0217			
	S	111.086	74.728	97.930	86.807	86.115	95.698	75.500	109.158	80.640	91.107	87.593			
7	T	1.9504	10.7211	8.7266	9.8097	14.0264	11.3092	13.8884	7.1223	11.2245	8.6904	97.4690			
	S	111.166	74.662	99.226	86.672	86.428	96.764	76.143	109.515	81.943	90.696	88.090			
8	T	1.9427	10.7218	8.6699	9.6799	13.8932	11.1982	13.8791	7.1567	11.2080	8.6671	97.0166			
	S	111.607	74.657	99.875	87.834	87.257	97.723	76.194	108.989	82.064	90.940	88.500			
9	T	1.9379	10.6416	8.6452	9.6118	13.8593	11.2625	13.7614	7.1490	11.1908	8.6113	96.6708			
	S	111.883	75.219	100.161	88.457	87.470	97.165	76.845	109.106	82.190	91.529	88.817			
10	T	1.9408	10.6408	8.6542	9.7839	14.0189	11.2748	13.9008	7.1382	11.1190	8.6833	97.1547			
	S	111.716	75.225	100.057	86.901	86.474	97.059	76.075	109.271	82.721	90.770	88.375			
11	T	1.9434	10.6704	8.6617	9.6078	13.9564	11.1750	13.9747	7.1244	11.0816	8.6783	96.8737			
	S	111.566	75.016	99.970	88.493	86.861	97.926	75.672	109.483	83.000	90.822	88.631			
12	T	1.9417	10.6501	8.5451	9.5729	13.8344	11.2232	13.7496	7.1367	11.1361	8.5484	96.3382			
	S	111.664	75.159	101.334	88.816	87.627	97.505	76.911	109.294	82.594	92.202	89.124			
13	T	1.9441	10.7112	8.5867	9.5542	13.9284	11.1169	13.7917	7.1422	11.3102	8.6872	96.7728			
	S	111.526	74.731	100.843	88.990	87.036	98.437	76.677	109.210	81.322	90.729	88.723			
14	T	1.9354	10.8823	8.7095	9.5315	13.9206	11.1859	13.8309	7.1278	11.2071	8.5074	96.8384			
	S	112.028	73.556	99.421	89.202	87.085	97.830	76.459	109.431	82.071	92.647	88.663			
15	T	1.9445	10.7394	8.5947	9.4978	13.8299	11.1855	13.9133	7.1347	11.1648	8.6113	96.6159			89.7365
	S	111.503	74.534	100.749	89.518	87.656	97.834	76.006	109.325	82.381	91.529	88.867			87.696

Event: USF2000 Grand Prix of Sonoma
Track: Sonoma Raceway
Report: Section Data Report
Session: Practice 1

Round 13 / 14
2.385 mile(s)
USF2000
August 22, 2014



Section Data for Car 4 - Burkett, Daniel

Lap	T/SF to I1	I9 to SF	I1 to I2	I2 to I3	I3 to I4	I4 to I5	I5 to I6	I6 to I7	I7 to I8	I8 to I9	Lap	PI to PO	PO to SF	SF to PI	
1	T	1.9666		9.0309	10.0945	14.5462	11.7086	14.1556	7.2702	11.5746		100.2239		117.7334	95.9828
	S	110.250		95.883	84.227	83.339	93.463	74.705	107.287	79.465		85.668		71.081	81.989
2	T			11.0507	14.7145	11.8919	14.1701	7.2048	11.5024			473.2019	371.4841	105.5918	
	S			76.939	82.386	92.022	74.629	108.261	79.964			18.144	3.613	79.255	
3	T	1.9646	10.7334	8.6152	9.8407	14.2053	11.4237	14.1089	7.1963	11.3343	8.7762	98.1986			
	S	110.363	74.576	100.509	86.399	85.339	95.794	74.953	108.389	81.149	89.809	87.435			
4	T	1.9517	10.6711	8.5589	9.5792	13.9638	11.0909	13.7884	7.1666	11.1803	8.6633	96.6142			
	S	111.092	75.011	101.171	88.758	86.815	98.668	76.695	108.838	82.267	90.979	88.869			
5	T	1.9425	10.6375	8.5648	9.5647	13.9241	11.1381	13.8727	7.1428	11.1549	8.6363	96.5784			
	S	111.618	75.248	101.101	88.892	87.063	98.250	76.229	109.201	82.455	91.264	88.902			
6	T	1.9459	10.7379	8.4079	9.5307	13.9039	11.3248	13.8436	7.1529	11.3612	8.5792	96.7880			
	S	111.423	74.545	102.988	89.209	87.189	96.630	76.389	109.047	80.957	91.871	88.709			
7	T	1.9424	10.5926	8.4123	9.4655	13.8703	11.1447	13.8645	7.1576	11.2389	8.7700	96.4588			
	S	111.624	75.567	102.934	89.824	87.401	98.192	76.274	108.975	81.838	89.872	89.012			
8	T	1.9254	10.6633	8.7162	9.9362	14.3256	11.0028	13.7230	7.1670	11.1439	8.6286	97.2320			
	S	112.609	75.066	99.345	85.569	84.623	99.458	77.060	108.832	82.536	91.345	88.304			
9	T	1.9401	10.5749	8.3627	9.4297	13.8310	11.1295	13.9028	7.1437	11.2000	8.5880	96.1024			
	S	111.756	75.694	103.544	90.165	87.649	98.326	76.064	109.187	82.123	91.777	89.342			
10	T	1.9370	10.5766	8.5503	9.6287	14.0540	11.0847	13.8343	7.1283	11.2270	8.6573	96.6782			
	S	111.935	75.682	101.272	88.301	86.258	98.723	76.440	109.423	81.925	91.042	88.810			
11	T	1.9351	10.5849	8.3701	9.3404	13.7655	11.1712	13.9392	7.1711	11.5403	8.6531	96.4709			
	S	112.045	75.622	103.453	91.027	88.066	97.959	75.865	108.770	79.701	91.087	89.001			
12	T	1.9332	10.6941	8.5001	9.4891	14.0439	11.0482	13.8333	7.1786	11.2185	8.6520	96.5910			
	S	112.155	74.850	101.870	89.600	86.320	99.049	76.446	108.656	81.987	91.098	88.890			
13	T	1.9454	10.8358	8.4826	9.4396	13.8573	11.1637	13.8572	7.1501	11.2680	8.6979	96.6976			90.8555
	S	111.452	73.871	102.081	90.070	87.483	98.025	76.314	109.089	81.627	90.617	88.792			86.616

Event: USF2000 Grand Prix of Sonoma
 Track: Sonoma Raceway
 Report: Section Data Report
 Session: Practice 1

Round 13 / 14
 2.385 mile(s)
 USF2000
 August 22, 2014



Section Data for Car 44 - Slaghekke, Jeroen

Lap	T/SF to I1	I9 to SF	I1 to I2	I2 to I3	I3 to I4	I4 to I5	I5 to I6	I6 to I7	I7 to I8	I8 to I9	Lap	PI to PO	PO to SF	SF to PI
1	T	1.9440		9.6498	10.4953	14.5411	11.5742	14.0417	7.1504	11.7212		100.8215		105.8294
	S	111.532		89.733	81.010	83.369	94.548	75.311	109.085	78.471		85.160		79.077
2	T	1.9575		10.7988	10.7463	14.9215	12.4546	15.1478	7.2971	12.3057		105.0785		99.9531
	S	110.763		80.186	79.118	81.243	87.865	69.812	106.892	74.744		81.710		78.732
3	T				10.3109	14.3743	11.5257	13.9176	7.1333	11.4147		365.4470	270.4889	100.0078
	S				82.459	84.336	94.946	75.983	109.346	80.578		23.495	4.962	83.680
4	T	1.9426	10.7558	8.7061	9.7689	13.9534	11.2319	13.7451	7.1247	11.4832	8.6177	97.3294		
	S	111.612	74.421	99.460	87.034	86.880	97.429	76.937	109.478	80.097	91.461	88.216		
5	T	1.9360	10.7170	8.5117	9.6198	13.9293	11.1669	14.0656	7.1232	11.2077	8.4919	96.7691		
	S	111.993	74.690	101.732	88.383	87.030	97.997	75.183	109.501	82.066	92.816	88.727		
6	T	1.9383	10.7054	8.4778	9.6297	13.8622	11.0342	13.7349	7.0872	11.2288	8.6408	96.3393		
	S	111.860	74.771	102.138	88.292	87.452	99.175	76.994	110.058	81.912	91.216	89.123		
7	T	1.9194	10.6753	9.1221	9.8349	14.2988	11.4572	13.7290	7.0986	11.1648	8.5586	97.8587		
	S	112.961	74.982	94.924	86.450	84.781	95.514	77.027	109.881	82.381	92.092	87.739		
8	T	1.9257	10.6520	8.6596	9.7750	13.8352	11.0893	13.6332	7.1112	11.1152	8.5959	96.3923		
	S	112.592	75.146	99.994	86.980	87.622	98.682	77.568	109.686	82.749	91.693	89.074		
9	T	1.9261	10.6854	8.4563	9.4940	13.7086	10.9156	13.5623	7.0975	11.2835	8.4626	95.5919		
	S	112.568	74.911	102.398	89.554	88.432	100.253	77.974	109.898	81.515	93.137	89.819		
10	T	1.9233	10.7127	8.4950	9.5378	13.7352	10.9227	13.6049	7.0923	11.1188	8.4315	95.5742		
	S	112.732	74.720	101.932	89.143	88.260	100.188	77.729	109.978	82.722	93.481	89.836		
11	T	1.9214	10.6321	8.4758	9.4971	13.8453	11.0512	13.7021	7.0861	11.1870	8.5049	95.9030		
	S	112.844	75.287	102.163	89.525	87.558	99.023	77.178	110.075	82.218	92.674	89.528		
12	T	1.9259	10.6154	8.4445	9.4169	13.6818	10.9371	13.6426	7.1195	11.1130	8.5300	95.4267		
	S	112.580	75.405	102.541	90.287	88.605	100.056	77.515	109.558	82.765	92.401	89.975		
13	T	1.9178	10.8549	8.4568	9.5220	13.7548	11.1028	13.7977	9.1332	14.6345	8.4190	101.5935		
	S	113.056	73.741	102.392	89.291	88.135	98.562	76.643	85.403	62.850	93.619	84.513		
14	T	1.9303	10.7732	8.4878	9.4249	13.7949	11.0247	13.6789	7.1115	11.0928	9.2562	96.5752		
	S	112.324	74.301	102.018	90.211	87.878	99.261	77.309	109.682	82.916	85.152	88.905		
15	T	1.9253	10.5584	8.4141	9.5614	13.7328	11.0263	13.5790	7.0883	11.0984	8.5297	95.5137		87.4452
	S	112.615	75.812	102.912	88.923	88.276	99.246	77.878	110.040	82.874	92.404	89.893		89.994

Event: USF2000 Grand Prix of Sonoma
Track: Sonoma Raceway
Report: Section Data Report
Session: Practice 1

Round 13 / 14
2.385 mile(s)
USF2000
August 22, 2014



Section Data for Car 5 - Telitz, Aaron (R)

Lap	T/SF to I1	I9 to SF	I1 to I2	I2 to I3	I3 to I4	I4 to I5	I5 to I6	I6 to I7	I7 to I8	I8 to I9	Lap	PI to PO	PO to SF	SF to PI	
1	T	1.9535		9.0227	10.4461	14.6384	11.7138	14.3911	7.2090	11.9556		101.6489		108.7560	
	S	110.990		95.970	81.392	82.815	93.421	73.483	108.198	76.932		84.467		76.949	
2	T	1.9347		8.8500	9.8948	14.3416	11.3691	14.1711	7.9420	12.6907		100.8843			95.0158
	S	112.068		97.843	85.927	84.528	96.254	74.624	98.212	72.476		85.107			82.824
3	T				10.2556	14.4289	11.5484	14.1963	7.1333	11.5402		388.3866	294.8018	99.1899	
	S				82.904	84.017	94.759	74.491	109.346	79.702		22.107	4.553	84.370	
4	T	1.9433	10.6374	8.5889	9.7517	14.1048	11.3152	14.0090	7.1281	11.4123	8.7895	97.6802			
	S	111.572	75.249	100.817	87.188	85.948	96.712	75.487	109.426	80.595	89.673	87.899			
5	T	1.9378	10.5606	8.5579	9.5736	13.8595	11.2271	13.9082	7.1016	11.3485	8.7264	96.8012			
	S	111.889	75.796	101.182	88.810	87.469	97.471	76.034	109.834	81.048	90.322	88.697			
6	T	1.9367	10.5688	8.4484	9.4282	13.6832	11.0044	13.7489	7.0579	11.2722	8.6363	95.7850			
	S	111.952	75.738	102.494	90.179	88.596	99.444	76.915	110.514	81.597	91.264	89.638			
7	T	1.9225	10.4993	8.3357	9.4395	13.6287	11.0310	13.8301	7.0638	11.1995	8.6363	95.5864			
	S	112.779	76.239	103.880	90.071	88.950	99.204	76.464	110.422	82.126	91.264	89.824			
8	T	1.9176	10.5097	8.4027	9.3883	13.6609	11.0021	13.7705	7.0732	11.1312	8.5379	95.3941			
	S	113.067	76.163	103.051	90.562	88.740	99.464	76.795	110.275	82.630	92.316	90.006			
9	T	1.9140	10.6150	8.3265	9.2984	13.6459	10.9895	13.7477	7.0847	11.1257	8.4640	95.2114			
	S	113.280	75.408	103.994	91.438	88.838	99.579	76.922	110.096	82.671	93.122	90.178			
10	T	1.9117	10.6209	8.3534	9.3585	13.6071	11.0381	21.4978	7.4919	11.6306	8.4832	103.9932			96.2002
	S	113.416	75.366	103.659	90.851	89.091	99.140	49.191	104.112	79.082	92.911	82.563			81.804
11	T				10.3102	15.1499	11.3785	13.8497	7.0778	11.2790		250.2989	157.5898	100.6644	
	S				82.465	80.019	96.174	76.355	110.204	81.547		34.303	8.517	83.134	
12	T	1.9207	10.5498	8.4563	9.4184	13.6584	11.1195	13.7371	7.0725	11.1308	8.7166	95.7801			
	S	112.885	75.874	102.398	90.273	88.757	98.414	76.981	110.286	82.633	90.423	89.643			
13	T	1.9172	10.6209	8.5017	9.2907	13.6161	11.0581	13.8138	7.0584	11.1177	8.5197	95.5143			89.9577
	S	113.091	75.366	101.851	91.514	89.032	98.961	76.554	110.507	82.730	92.513	89.892			87.481

Event: USF2000 Grand Prix of Sonoma
Track: Sonoma Raceway
Report: Section Data Report
Session: Practice 1

Round 13 / 14
2.385 mile(s)
USF2000
August 22, 2014



Section Data for Car 61 - List, Andrew (R)

Lap	T/SF to I1	I9 to SF	I1 to I2	I2 to I3	I3 to I4	I4 to I5	I5 to I6	I6 to I7	I7 to I8	I8 to I9	Lap	PI to PO	PO to SF	SF to PI	
1	T	1.9708		9.7797	10.4531	15.1178	12.4898	15.1743	7.5693	12.3219		105.2446		112.2197	
	S	110.015		88.541	81.337	80.188	87.617	69.690	103.048	74.645		81.581		74.574	
2	T	1.9420		9.1927	10.1595	17.1385	14.1766	16.5820	9.4890	13.2081		112.7426			105.7487
	S	111.647		94.195	83.688	70.734	77.192	63.774	82.200	69.637		76.156			74.417
3	T				10.7485	14.9191	12.0942	15.0124	7.5939	12.1718		376.5856	279.0052	106.5772	
	S				79.102	81.256	90.483	70.442	102.714	75.566		22.809	4.811	78.522	
4	T	2.0491	13.3960	9.2176	10.2054	14.8049	12.2660	14.8054	7.4277	11.7542	9.4611	105.3874			
	S	105.811	59.753	93.941	83.312	81.883	89.216	71.427	105.012	78.251	83.308	81.471			
5	T	1.9520	11.2083	8.9664	10.1022	15.7660	11.8152	14.6375	7.3839	11.7289	8.9272	102.4876			95.9191
	S	111.075	71.416	96.573	84.163	76.892	92.620	72.246	105.635	78.419	88.290	83.776			82.044
6	T				10.4268	14.7230	11.9833	14.7253	7.4373	11.9692		238.3016	142.1227	102.6035	
	S				81.542	82.339	91.320	71.815	104.877	76.845		36.030	9.444	81.563	
7	T	1.9387	10.9916	8.8989	10.0568	14.4946	12.0786	14.6517	7.3410	11.6573	9.0000	101.1092			
	S	111.837	72.824	97.305	84.543	83.636	90.600	72.176	106.253	78.901	87.576	84.918			
8	T	1.9549	11.1394	8.9257	10.0068	14.5834	12.1225	14.7719	7.6478	12.8053	9.0061	102.9638			
	S	110.910	71.858	97.013	84.965	83.127	90.272	71.589	101.990	71.828	87.516	83.389			
9	T	1.9598	11.2351	8.9887	10.0978	15.8122	11.8566	14.5304	7.5177	11.8652	8.9172	102.7807			
	S	110.633	71.246	96.333	84.199	76.667	92.296	72.778	103.755	77.519	88.389	83.537			
10	T	1.9615	11.1662	8.9802	9.8125	15.0141	13.3462	14.7516	7.3648	11.7240	8.7629	102.8840			95.7797
	S	110.537	71.685	96.424	86.647	80.742	81.995	71.687	105.909	78.452	89.945	83.453			82.163
11	T				10.2873	14.7788	12.1660	14.6225	7.4527	12.4124		258.0691	162.0977		
	S				82.648	82.028	89.949	72.320	104.660	74.101		33.270	8.280		

Event: USF2000 Grand Prix of Sonoma
Track: Sonoma Raceway
Report: Section Data Report
Session: Practice 1

Round 13 / 14
2.385 mile(s)
USF2000
August 22, 2014



Section Data for Car 7 - Enerson, RC

Lap	T/SF to I1	I9 to SF	I1 to I2	I2 to I3	I3 to I4	I4 to I5	I5 to I6	I6 to I7	I7 to I8	I8 to I9	Lap	PI to PO	PO to SF	SF to PI
1	T			16.0341	20.0638	17.2837	18.3072	10.9510	16.1099		169.9339	42.3954		
	S			53.026	60.421	63.315	57.764	71.226	57.094		50.526	31.658		
2	T			10.6643	14.5686	11.8525	14.2344	7.1454	11.6019		580.9446	484.4383	100.5450	
	S			79.726	83.211	92.328	74.292	109.161	79.278		14.779	2.771	83.233	
3	T	1.9182	10.7368	8.7051	10.0504	14.0187	11.4135	14.0148	7.0638	11.3877	8.8483	98.1573		
	S	113.032	74.552	99.471	84.596	86.475	95.879	75.456	110.422	80.769	89.077	87.472		
4	T	1.9302	10.6856	8.6719	9.8147	13.8135	11.2070	13.7222	7.0423	11.2368	8.6661	96.7903		
	S	112.329	74.910	99.852	86.628	87.760	97.646	77.065	110.759	81.854	90.950	88.707		
5	T	1.9077	10.6429	8.4836	9.6175	13.6782	11.2297	13.8019	7.0637	11.2757	8.6940	96.3949		
	S	113.654	75.210	102.069	88.404	88.628	97.449	76.620	110.424	81.571	90.658	89.071		
6	T	1.8985	10.5770	8.4199	9.7562	13.6699	11.2167	13.6516	7.0637	11.1969	8.7434	96.1938		
	S	114.205	75.679	102.841	87.147	88.682	97.562	77.463	110.424	82.145	90.146	89.257		
7	T	1.9028	10.5359	8.3694	9.6174	13.6332	11.1743	13.6671	7.0412	11.2901	8.6264	95.8578		
	S	113.947	75.974	103.461	88.405	88.921	97.932	77.376	110.777	81.467	91.369	89.570		
8	T	1.9004	10.5090	8.3403	9.5469	13.6086	11.2082	13.7188	7.0399	11.5182	8.5853	95.9756		
	S	114.091	76.168	103.822	89.058	89.081	97.635	77.084	110.797	79.854	91.806	89.460		
9	T	1.9013	10.4876	8.3880	9.4812	13.5883	11.2076	13.7423	7.0328	11.1973	8.5813	95.6077		
	S	114.037	76.324	103.232	89.675	89.214	97.641	76.952	110.909	82.142	91.849	89.804		
10	T	1.8942	10.5756	8.3380	9.5266	13.6687	11.2460	13.8053	7.0272	11.1736	8.5137	95.7689		
	S	114.464	75.689	103.851	89.248	88.690	97.307	76.601	110.997	82.317	92.578	89.653		
11	T	1.8873	10.5611	8.4573	9.5650	13.6875	11.2837	13.8039	7.0382	11.1563	8.5956	96.0359		
	S	114.883	75.793	102.386	88.889	88.568	96.982	76.609	110.824	82.444	91.696	89.404		
12	T	1.8918	10.5336	8.3793	9.4786	13.6254	11.2877	15.2641	7.1157	11.3185	8.5637	97.4584		91.7051
	S	114.609	75.991	103.339	89.700	88.972	96.948	69.280	109.617	81.263	92.038	88.099		85.814

Event: USF2000 Grand Prix of Sonoma
 Track: Sonoma Raceway
 Report: Section Data Report
 Session: Practice 1

Round 13 / 14
 2.385 mile(s)
 USF2000
 August 22, 2014



Section Data for Car 77 - Cindric, Austin

Lap	T/SF to I1	I9 to SF	I1 to I2	I2 to I3	I3 to I4	I4 to I5	I5 to I6	I6 to I7	I7 to I8	I8 to I9	Lap	PI to PO	PO to SF	SF to PI	
1	T	1.9472		9.6493	10.4895	14.8592	12.0138	14.3817	7.1809	11.5693		102.1800		106.8305	
	S	111.349		89.738	81.055	81.584	91.088	73.531	108.621	79.501		84.028		78.336	
2	T	1.9441		8.8268	9.9300	14.4410	11.4768	14.0874	7.1394	11.4397		98.9100			90.5473
	S	111.526		98.100	85.622	83.947	95.350	75.067	109.253	80.402		86.806			86.911
3	T				10.8523	14.6154	11.8486	14.3689	7.3118	11.6812		393.9152	300.4888	101.6923	
	S				78.345	82.945	92.358	73.596	106.677	78.740		21.797	4.467	82.294	
4	T	1.9502	10.7623	8.7196	9.6357	14.0147	11.4810	14.0877	7.1536	11.4461	8.7657	98.0166			
	S	111.177	74.376	99.306	88.237	86.500	95.316	75.065	109.036	80.357	89.917	87.597			
5	T	1.9388	10.5897	8.7071	9.4727	13.8611	11.2262	13.9500	7.1370	11.8556	8.8199	97.5581			
	S	111.831	75.588	99.449	89.756	87.459	97.479	75.806	109.290	77.581	89.364	88.009			
6	T	1.9300	10.6424	8.5596	9.4613	13.8127	11.0675	13.7793	7.1003	11.2225	8.7620	96.3376			
	S	112.341	75.214	101.162	89.864	87.765	98.877	76.746	109.855	81.958	89.955	89.124			
7	T	1.9288	10.5882	8.5287	9.4397	13.7545	11.0561	13.9654	7.1448	11.2575	8.7242	96.3879			
	S	112.411	75.599	101.529	90.069	88.136	98.979	75.723	109.170	81.703	90.344	89.078			
8	T	1.9340	11.0263	8.4654	9.4250	13.8559	11.1192	13.8658	7.1163	11.3336	8.6929	96.8344			
	S	112.109	72.595	102.288	90.210	87.491	98.417	76.267	109.608	81.155	90.670	88.667			
9	T	1.9192	10.6289	8.4695	9.3725	13.7713	11.1269	13.8337	7.1304	11.2481	8.6737	96.1742			87.2938
	S	112.973	75.309	102.239	90.715	88.029	98.349	76.444	109.391	81.771	90.870	89.276			90.150
10	T				11.5531	14.0189	11.3185	13.8044	7.1069	11.1214		209.6450	118.5070	99.9300	
	S				73.593	86.474	96.684	76.606	109.752	82.703		40.955	11.326	83.745	
11	T	1.9314	10.5872	8.5638	9.4227	13.7003	11.2793	13.9361	7.1344	11.3454	8.6270	96.5276			
	S	112.260	75.606	101.113	90.232	88.485	97.020	75.882	109.329	81.070	91.362	88.949			
12	T	1.9073	10.6486	8.4159	9.5681	13.8119	11.1213	13.8761	7.1262	30.5900	8.7731	115.8385			108.0448
	S	113.678	75.170	102.890	88.861	87.770	98.398	76.210	109.455	30.068	89.841	74.120			72.836

Event: USF2000 Grand Prix of Sonoma

Round 13 / 14

Track: Sonoma Raceway

2.385 mile(s)



Report: Section Data Report

USF2000

Session: Practice 1

August 22, 2014

Section Data for Car 79 - Lozano, Santiago (R)

Lap	T/SF to I1	I2 to I3	I3 to I4	I4 to I5	I5 to I6	I6 to I7	I7 to I8	PO to SF	
1	T	1.9672	12.6664	17.1826	13.3648	17.5260	9.0901	13.7584	118.1673
	S	110.217	67.125	70.552	81.881	60.339	85.808	66.852	70.820

Event: USF2000 Grand Prix of Sonoma
Track: Sonoma Raceway
Report: Section Data Report
Session: Practice 1

Round 13 / 14
2.385 mile(s)
USF2000
August 22, 2014



Section Data for Car 91 - Starrantino, Adrian (R)

Lap	T/SF to I1	I9 to SF	I1 to I2	I2 to I3	I3 to I4	I4 to I5	I5 to I6	I6 to I7	I7 to I8	I8 to I9	Lap	PI to PO	PO to SF	SF to PI	
1	T	1.9443		9.9750	11.2412	14.8083	11.9094	14.0469	7.1781	12.0290		102.9342		107.6757	
	S	111.515		86.808	75.635	81.864	91.887	75.284	108.664	76.463		83.413		77.721	
2	T	1.9306		8.9369	10.3966	15.7386	13.4646	16.7794	8.2886	13.1030		108.1549			100.9279
	S	112.306		96.891	81.779	77.025	81.274	63.024	94.106	70.196		79.386			77.972
3	T				10.2673	14.6310	11.6436	14.4464	7.2259	11.4057		427.2184	334.0698	100.3573	
	S				82.809	82.856	93.985	73.202	107.945	80.641		20.097	4.018	83.388	
4	T	1.9510	10.7519	8.5459	9.8567	14.0762	11.3314	13.8653	7.1354	11.3732	8.7464	97.6334			
	S	111.132	74.448	101.325	86.259	86.122	96.574	76.270	109.314	80.872	90.115	87.941			
5	T	1.9408	10.6657	8.4862	9.6147	13.8858	11.2874	13.7607	7.1287	11.2358	8.7431	96.7489			
	S	111.716	75.049	102.037	88.430	87.303	96.950	76.849	109.417	81.861	90.149	88.745			
6	T	1.9372	10.7532	8.4800	9.5861	13.8022	11.1476	13.7149	7.1051	11.1570	8.6306	96.3139			
	S	111.923	74.439	102.112	88.694	87.832	98.166	77.106	109.780	82.439	91.324	89.146			
7	T	1.9394	10.8260	8.3603	9.5458	13.7640	11.0850	13.7565	7.1040	11.1779	8.5311	96.0900			
	S	111.797	73.938	103.574	89.068	88.076	98.721	76.873	109.797	82.285	92.389	89.354			
8	T	1.9314	10.7745	8.3205	9.6075	13.7708	11.1088	13.8024	7.1210	11.0987	8.5886	96.1242			
	S	112.260	74.292	104.069	88.496	88.032	98.509	76.617	109.535	82.872	91.771	89.322			
9	T	1.9311	10.6804	8.3074	9.4782	13.6813	10.9852	13.8097	7.1268	11.2090	8.6252	95.8343			
	S	112.277	74.946	104.233	89.703	88.608	99.618	76.577	109.446	82.057	91.381	89.592			
10	T	1.9301	10.7450	8.3913	9.4966	13.7162	11.0190	13.6775	7.0937	11.1453	8.5986	95.8133			
	S	112.335	74.496	103.191	89.530	88.383	99.312	77.317	109.957	82.526	91.664	89.612			
11	T	1.9285	10.7671	8.3092	9.4587	13.8376	11.2356	13.7263	7.1034	11.1432	8.5590	96.0686			
	S	112.428	74.343	104.211	89.888	87.607	97.397	77.042	109.807	82.541	92.088	89.374			
12	T	1.9328	10.6702	8.3203	9.4340	13.8894	11.1845	13.7371	7.1181	11.2428	8.6355	96.1647			
	S	112.178	75.018	104.072	90.124	87.280	97.842	76.981	109.580	81.810	91.272	89.284			
13	T	1.9284	10.6562	8.3629	9.4575	13.7410	11.1592	13.7008	7.1143	11.0961	8.6699	95.8863			
	S	112.434	75.116	103.542	89.900	88.223	98.064	77.185	109.638	82.892	90.910	89.544			
14	T	1.9268	10.6436	8.3236	9.4467	13.6922	11.0515	13.6833	7.0887	12.3965	8.6218	96.8747			91.6650
	S	112.528	75.205	104.031	90.003	88.537	99.020	77.284	110.034	74.196	91.417	88.630			85.851

Event: USF2000 Grand Prix of Sonoma
Track: Sonoma Raceway
Report: Section Data Report
Session: Practice 1

Round 13 / 14
2.385 mile(s)
USF2000
August 22, 2014



Section Data for Car 96 - Furuseth, Henrik

Lap	T/SF to I1	I9 to SF	I1 to I2	I2 to I3	I3 to I4	I4 to I5	I5 to I6	I6 to I7	I7 to I8	I8 to I9	Lap	PI to PO	PO to SF	SF to PI	
1	T	1.9602		8.9737	10.5654	14.6244	11.7925	14.2125	7.1803	11.7719		101.1479		108.4708	
	S	110.610		96.494	80.473	82.894	92.798	74.406	108.631	78.133		84.886		77.151	
2	T	1.9351		8.6935	10.1391	15.6537	14.2564	16.5853	8.4155	13.4075		108.6303			103.0524
	S	112.045		99.604	83.856	77.443	76.760	63.761	92.696	68.601		79.039			76.365
3	T				11.4242	14.9329	11.9534	14.1862	7.1951	11.6565		361.9835	265.0868	103.6526	
	S				74.423	81.181	91.549	74.544	108.407	78.906		23.719	5.063	80.737	
4	T	2.4306	12.3222	10.2475	14.1245	14.8492	11.5659	14.0937	7.1789	11.5504	8.4000	106.7629			
	S	89.204	64.960	84.500	60.195	81.639	94.616	75.034	108.652	79.631	93.831	80.421			
5	T	1.9508	10.9581	8.5018	13.0727	16.7519	11.6085	14.0555	7.1634	11.4440	8.5132	104.0199			
	S	111.143	73.047	101.850	65.038	72.366	94.269	75.237	108.887	80.372	92.583	82.542			
6	T	1.9473	11.1043	8.4995	9.7215	13.9047	11.2583	13.8522	7.1321	11.3424	8.3541	97.1164			
	S	111.343	72.085	101.878	87.458	87.184	97.201	76.342	109.365	81.092	94.347	88.409			
7	T	1.9376	10.6794	8.4284	9.5780	13.7587	11.1407	13.7451	7.1050	11.1883	8.5870	96.1482			
	S	111.900	74.953	102.737	88.769	88.110	98.227	76.937	109.782	82.208	91.788	89.300			
8	T	1.9365	10.7021	8.3586	9.5051	13.6382	11.2857	13.8057	7.1220	11.2026	8.5802	96.1367			
	S	111.964	74.794	103.595	89.450	88.888	96.965	76.599	109.520	82.104	91.861	89.310			
9	T	1.9355	10.6728	8.3748	9.4752	13.7166	11.0965	13.7045	7.1054	11.1541	8.5498	95.7852			
	S	112.022	74.999	103.395	89.732	88.380	98.618	77.164	109.776	82.461	92.187	89.638			
10	T	1.9320	10.6010	8.3375	9.4941	13.6535	11.0605	13.7219	7.1156	11.1037	8.6251	95.6449			
	S	112.225	75.507	103.857	89.553	88.788	98.939	77.067	109.618	82.835	91.382	89.770			
11	T	1.9327	10.7187	8.4033	9.5917	13.7127	11.0571	13.7433	7.1027	11.1176	8.4299	95.8097			
	S	112.184	74.678	103.044	88.642	88.405	98.970	76.947	109.817	82.731	93.498	89.615			
12	T	1.9367	10.6662	8.3667	9.5355	13.7987	11.1763	14.7489	7.2899	11.3700	8.5472	97.4361			89.1760
	S	111.952	75.046	103.495	89.164	87.854	97.914	71.700	106.997	80.895	92.215	88.119			88.247

Event: USF2000 Grand Prix of Sonoma
Track: Sonoma Raceway
Report: Section Data Report
Session: Practice 1

Round 13 / 14
2.385 mile(s)
USF2000
August 22, 2014



Section Data for Car 97 - Toppe, Clark

Lap	T/SF to I1	I9 to SF	I1 to I2	I2 to I3	I3 to I4	I4 to I5	I5 to I6	I6 to I7	I7 to I8	I8 to I9	Lap	PI to PO	PO to SF	SF to PI	
1	T	1.9664		8.9795	10.1307	14.9251	11.8236	14.2153	7.2329	12.3242		101.9137		137.7501	94.1967
	S	110.261		96.432	83.926	81.224	92.554	74.392	107.841	74.631		84.248		60.752	83.544
2	T				10.8700	14.9999	12.0076	14.2316	7.5458	11.8274		446.7534	348.5012	105.1185	
	S				78.218	80.819	91.135	74.306	103.369	77.766		19.219	3.851	79.611	
3	T	1.9580	10.7518	8.8987	10.0828	14.3579	11.5153	14.0316	7.2792	11.3910	8.7135	98.9798			
	S	110.735	74.448	97.307	84.325	84.432	95.032	75.366	107.155	80.746	90.455	86.745			
4	T	1.9506	10.6709	8.7716	9.7813	14.1331	11.2484	13.8898	7.1596	11.3188	8.6038	97.5279			
	S	111.155	75.013	98.717	86.924	85.775	97.287	76.135	108.945	81.261	91.609	88.036			
5	T	1.9496	10.6644	8.6799	9.7064	14.0133	11.1667	13.8412	7.1521	11.2071	8.6184	96.9991			
	S	111.212	75.059	99.760	87.595	86.509	97.998	76.402	109.059	82.071	91.453	88.516			
6	T	1.9344	10.6852	8.5776	9.6489	13.9537	11.1098	13.8998	7.1511	11.2299	8.4989	96.6893			
	S	112.085	74.912	100.950	88.116	86.878	98.500	76.080	109.074	81.904	92.739	88.800			
7	T	1.9202	10.6226	8.9203	10.1200	14.1995	11.1811	13.8573	7.1537	11.1945	8.8468	98.0160			
	S	112.914	75.354	97.072	84.015	85.374	97.872	76.314	109.034	82.163	89.092	87.598			
8	T	1.9345	10.5624	8.5944	9.5256	13.8881	11.0818	13.7630	7.1634	11.1339	8.6029	96.2500			
	S	112.080	75.783	100.753	89.257	87.289	98.749	76.836	108.887	82.610	91.618	89.205			
9	T	1.9325	10.6372	8.6233	9.5137	13.8869	11.1291	14.0216	7.1535	11.1589	8.5050	96.5617			
	S	112.196	75.250	100.415	89.369	87.296	98.329	75.419	109.038	82.425	92.673	88.917			
10	T	1.9324	10.6096	8.5467	9.6764	13.9494	11.1939	13.9086	7.1398	11.1928	8.6223	96.7719			
	S	112.202	75.446	101.315	87.866	86.905	97.760	76.032	109.247	82.175	91.412	88.724			
11	T	1.9425	10.6321	8.6583	9.5536	13.8609	11.0467	13.8860	7.1557	11.1874	8.6296	96.5528			
	S	111.618	75.287	100.009	88.995	87.460	99.063	76.156	109.004	82.215	91.335	88.925			
12	T	1.9290	10.6307	8.4261	9.5054	13.7776	11.0949	13.8724	7.1531	11.1742	8.5964	96.1598			
	S	112.399	75.297	102.765	89.447	87.989	98.633	76.231	109.044	82.312	91.687	89.289			
13	T	1.9337	10.6458	8.4700	9.4338	13.7985	11.0719	13.8656	7.1429	11.1343	8.5862	96.0827			88.8782
	S	112.126	75.190	102.232	90.126	87.855	98.837	76.268	109.199	82.607	91.796	89.361			88.543
14	T											9.8684			
	S											79.869			

Event: USF2000 Grand Prix of Sonoma
Track: Sonoma Raceway
Report: Section Data Report
Session: Practice 1

Round 13 / 14
2.385 mile(s)
USF2000
August 22, 2014








Section Data for Car 98 - Herta, Colton (R)

Lap	T/SF to I1	I9 to SF	I1 to I2	I2 to I3	I3 to I4	I4 to I5	I5 to I6	I6 to I7	I7 to I8	I8 to I9	Lap	PI to PO	PO to SF	SF to PI
1	T	1.9347		9.6682	10.5893	14.6768	12.2660	14.4467	7.6261	12.4930	103.4800		107.0891	
	S	112.068		89.563	80.291	82.598	89.216	73.200	102.280	73.623	82.973		78.146	
2	T	1.9560		9.0802	10.4975	15.6077	13.2995	16.4721	8.3926	12.9971	108.1084			99.2832
	S	110.848		95.362	80.993	77.671	82.283	64.199	92.939	70.768	79.420			79.264
3	T				10.1642	14.4972	11.6383	14.1605	7.1256	11.5951	426.7974	335.4961	99.7120	
	S				83.649	83.621	94.027	74.680	109.464	79.324	20.117	4.001	83.928	
4	T	1.9325	10.6915	8.5416	9.7406	13.9556	11.4205	13.8873	7.0974	11.3507	8.6997	97.3174		
	S	112.196	74.868	101.376	87.287	86.866	95.821	76.149	109.899	81.032	90.599	88.227		
5	T	1.9208	10.6429	8.4760	9.5200	13.8490	11.2538	13.8311	7.1054	11.2773	8.6433	96.5196		
	S	112.879	75.210	102.160	89.310	87.535	97.240	76.458	109.776	81.560	91.190	88.956		
6	T	1.9171	10.6302	8.3668	9.5706	13.7665	11.2098	13.8403	7.1892	11.1982	8.7054	96.3941		
	S	113.097	75.300	103.493	88.837	88.060	97.622	76.407	108.496	82.136	90.539	89.072		
7	T	1.9146	10.5920	8.3728	9.5598	13.7540	11.1546	13.8199	7.1528	11.1998	8.5412	96.0615		
	S	113.245	75.572	103.419	88.938	88.140	98.105	76.520	109.048	82.124	92.280	89.380		
8	T	1.9066	10.5409	8.2641	9.5919	13.7004	11.1700	13.8080	7.0877	11.1260	8.7335	95.9291		
	S	113.720	75.938	104.780	88.640	88.484	97.969	76.586	110.050	82.669	90.248	89.504		
9	T	1.9028	10.5696	8.2898	9.5031	13.7979	11.1032	13.8298	7.0633	11.2095	8.5235	95.7925		
	S	113.947	75.732	104.455	89.468	87.859	98.559	76.465	110.430	82.053	92.472	89.631		
10	T	1.9019	10.5597	8.2894	9.5546	13.7772	11.1521	13.8704	7.0958	11.2612	8.6263	96.0886		
	S	114.001	75.803	104.460	88.986	87.991	98.127	76.241	109.924	81.676	91.370	89.355		
11	T	1.9048	10.4960	8.7142	9.9418	13.9597	11.4626	16.2628	7.5210	11.9047	8.8207	100.9883		
	S	113.827	76.263	99.368	85.520	86.841	95.469	65.026	103.710	77.261	89.356	85.020		
12	T	1.9114	10.5681	8.2731	9.5609	13.8165	11.2052	13.8412	7.0714	11.1523	8.6511	96.0512		
	S	113.434	75.743	104.666	88.928	87.741	97.662	76.402	110.303	82.474	91.108	89.390		
13	T	1.9015	10.8313	8.3599	9.5185	13.7223	15.6303	14.5592	7.1213	11.2876	8.4105	101.3424		
	S	114.025	73.902	103.579	89.324	88.343	70.013	72.634	109.531	81.485	93.714	84.723		
14	T	1.9148	10.5749	8.3405	9.5690	13.7733	11.2374	13.8152	7.0459	11.6470	8.5883	96.5063		88.2550
	S	113.233	75.694	103.820	88.852	88.016	97.382	76.546	110.703	78.971	91.774	88.968		89.168

Report Support Information

Section Legend	
Name	Length
SF to I1	0.060227 miles
I9 to SF	0.222348 miles
I1 to I2	0.240530 miles
I2 to I3	0.236174 miles
I3 to I4	0.336742 miles
I4 to I5	0.303977 miles
I5 to I6	0.293750 miles
I6 to I7	0.216667 miles
I7 to I8	0.255492 miles
I8 to I9	0.218939 miles
Lap	2.385000 miles
PI to PO	0.372822 miles
PO to SF	2.324621 miles
SF to PI	2.185985 miles
I8 to PI	0.242424 miles
PO to I2	0.240530 miles
PO to PI	2.125758 miles

Color Legend	
	Fastest Lap
	Section Under Caution
	Section Under Green
	Section Time Data
	Section Speed Data

