



Event: Promoter Test Day - IMS RC  
Track: Indianapolis Motor Speedway RC  
Report: Section Data Report  
Session: Practice 2 - USF2000

2.439 mile(s)   
USF2000  
May 6, 2015

Section Data for Car 12 - Lerch, Augie (R)

Lap	T/SF to I1	I9 to SF	I1 to I2	I2 to I3	I3 to I4	I4 to I5	I5 to I6	I6 to I7	I7 to I8	I8 to I9	Lap	PI to PO	PO to SF	SF to PI
1	T	6.9684	4.9999	10.4829	13.8215	10.1054	12.8343	8.5720	6.1333	8.0874	9.4067	91.4118		93.7841
	S	131.307	118.366	86.830	88.745	121.582	82.715	86.142	114.613	67.867	91.038	96.053		85.951
2	T	6.9683	4.9954	10.3699	13.4764	10.2205	12.3486	8.4808	6.1329	8.0619	9.2441	90.2988		
	S	131.309	118.473	87.776	91.018	120.213	85.969	87.068	114.620	68.081	92.639	97.237		
3	T	6.9514	4.9767	10.4487	13.3618	10.1733	12.3616	8.4882	6.0952	8.0253	9.2720	90.1542		
	S	131.628	118.918	87.114	91.798	120.771	85.878	86.992	115.329	68.392	92.360	97.393		
4	T	6.9477	4.9863	10.3379	13.4932	10.1318	12.0921	8.5084	6.0476	7.9733	9.2652	89.7835		
	S	131.698	118.689	88.048	90.904	121.265	87.792	86.786	116.237	68.838	92.428	97.795		
5	T	6.9497	4.9779	10.4720	13.4737	10.1220	12.2236	8.4733	6.0568	7.9512	9.2688	89.9690		
	S	131.660	118.889	86.920	91.036	121.383	86.848	87.145	116.060	69.029	92.392	97.594		
6	T	6.9312	4.9622	10.3610	13.7506	10.2220	12.2617	8.3635	6.0935	7.9364	9.2537	90.1358		91.8041
	S	132.012	119.265	87.851	89.203	120.195	86.578	88.289	115.361	69.158	92.543	97.413		87.177
7	T				14.0292	10.3844	13.0423	8.5006	6.0349			381.0903	285.6906	93.8988
	S				87.431	118.316	81.396	86.866	116.482			23.040	4.972	85.846
8	T	7.0527	5.0171	10.4398	13.2050	10.2147	12.2396	8.2957	6.2022	7.8476	9.3463	89.8607		
	S	129.738	117.960	87.188	92.888	120.281	86.734	89.011	113.340	69.940	91.626	97.711		
9	T	7.0414	5.0145	11.0307	13.3274	10.1199	12.1710	8.4041	6.0748	7.7259	9.2322	90.1419		
	S	129.946	118.021	82.518	92.035	121.408	87.223	87.863	115.716	71.042	92.758	97.406		
10	T	6.9929	4.9904	10.1696	13.3502	10.1409	11.9825	8.1934	6.0614	7.7356	9.2754	88.8923		
	S	130.847	118.591	89.505	91.878	121.157	88.595	90.122	115.972	70.953	92.326	98.776		
11	T	6.9920	4.9861	10.2959	13.7124	10.1424	12.3452	8.2684	6.0483	7.7388	9.3199	89.8494		
	S	130.864	118.694	88.407	89.451	121.139	85.992	89.305	116.223	70.924	91.885	97.724		
12	T	7.0017	4.9897	10.3738	13.2318	10.0973	12.1771	8.3085	6.0335	7.8442	9.2473	89.3049		
	S	130.683	118.608	87.743	92.700	121.680	87.179	88.874	116.509	69.971	92.607	98.319		
13	T	7.0041	4.9794	10.3737	13.3411	10.1169	12.1941	8.4012	6.1042	7.8234	9.3006	89.6387		91.5846
	S	130.638	118.853	87.744	91.941	121.444	87.058	87.893	115.159	70.157	92.076	97.953		87.386
14	T				13.4493	10.2815	12.3263	8.2446	6.1436			459.5929	367.1481	90.3973
	S				91.201	119.500	86.124	89.563	114.421			19.105	3.869	89.171
15	T	7.0129	4.9745	10.4772	13.4144	10.2646	12.3229	8.3559	6.1364	7.7090	9.2861	89.9539		
	S	130.474	118.970	86.877	91.438	119.696	86.148	88.370	114.555	71.198	92.220	97.610		
16	T	6.9324	4.9524	10.3375	13.3158	10.1887	12.1045	8.3115	6.0641	7.8993	9.3706	89.4768		
	S	131.989	119.501	88.051	92.115	120.588	87.702	88.842	115.921	69.483	91.388	98.130		
17	T	6.9403	4.9528	10.1627	13.3237	10.1969	12.1469	8.2720	6.0883	7.9867	9.4030	89.4733		
	S	131.839	119.492	89.565	92.061	120.491	87.396	89.266	115.460	68.722	91.073	98.134		
18	T	6.9303	4.9411	10.2838	13.2906	10.1994	12.1912	8.2552	6.0720	7.8727	9.2921	89.3284		
	S	132.029	119.775	88.511	92.290	120.462	87.078	89.448	115.770	69.717	92.160	98.293		
19	T	6.9612	4.9633	10.3616	13.6651	10.2690	12.1836	8.4784	6.0267	7.8913	9.3441	90.1443		
	S	131.443	119.239	87.846	89.761	119.645	87.133	87.093	116.640	69.553	91.648	97.404		


**Event:** Promoter Test Day - IMS RC  
**Track:** Indianapolis Motor Speedway RC  
**Report:** Section Data Report  
**Session:** Practice 2 - USF2000

2.439 mile(s)   
**USF2000**  
**May 6, 2015**

**Section Data for Car 12 - Lerch, Augie (R)**

Lap	T/SF to I1	I9 to SF	I1 to I2	I2 to I3	I3 to I4	I4 to I5	I5 to I6	I6 to I7	I7 to I8	I8 to I9	Lap	PI to PO	PO to SF	SF to PI
20	T	6.9905	4.9833	10.4262	14.0660	10.3226	12.4512	8.4524	6.0411	7.8261	9.3597	90.9191		90.4214
	S	130.892	118.760	87.302	87.203	119.024	85.260	87.361	116.362	70.132	91.495	96.574		88.510
21	T				16.1100	11.0089	12.9893	8.3790	6.1384			558.3577	463.6155	95.2658
	S				76.138	111.604	81.728	88.126	114.518			15.725	3.064	84.614
22	T	6.9435	4.9725	10.3047	13.4632	10.1685	12.2786	8.5979	6.1259	7.8416	9.2961	89.9925		
	S	131.778	119.018	88.331	91.107	120.828	86.459	85.882	114.751	69.994	92.121	97.568		
23	T	6.9902	4.9956	10.4345	13.3515	10.2310	12.1487	8.4050	6.1093	7.8397	9.2726	89.7781		
	S	130.898	118.468	87.232	91.869	120.090	87.383	87.854	115.063	70.011	92.354	97.801		
24	T	7.0228	5.0113	10.4162	13.3588	10.2493	12.4965	8.3423	6.1355	7.9828	9.3874	90.4029		
	S	130.290	118.097	87.386	91.819	119.875	84.951	88.514	114.572	68.756	91.225	97.125		
25	T	6.9834	4.9844	10.4449	13.2695	10.2066	12.1653	8.4961	6.0665	7.9133	9.3367	89.8667		
	S	131.025	118.734	87.146	92.437	120.377	87.264	86.912	115.875	69.360	91.720	97.705		
26	T	7.0203	5.0056	10.5245	13.3667	10.2026	12.3934	8.6098	6.1417	7.9106	9.4024	90.5776		
	S	130.336	118.231	86.487	91.765	120.424	85.658	85.764	114.456	69.383	91.079	96.938		
27	T	7.0272	5.0104	10.4830	13.3739	10.2051	12.7380	8.2147	6.1968	7.8957	9.3939	90.5387		90.7458
	S	130.208	118.118	86.829	91.715	120.394	83.340	89.889	113.438	69.514	91.162	96.980		88.193
28	T								6.0585					
	S								116.028					


Event: Promoter Test Day - IMS RC  
Track: Indianapolis Motor Speedway RC  
Report: Section Data Report  
Session: Practice 2 - USF2000

2.439 mile(s)   
USF2000  
May 6, 2015

Section Data for Car 16 - Dayson, James

Lap	T/SF to I1	I9 to SF	I1 to I2	I2 to I3	I3 to I4	I4 to I5	I5 to I6	I6 to I7	I7 to I8	I8 to I9	Lap	PI to PO	PO to SF	SF to PI
1	T	6.9822	5.0478	11.4422	13.9088	10.2351	13.5826	8.5348	6.1471	8.7845	9.6915	94.3566		97.8874
	S	131.048	117.243	79.550	88.188	120.041	78.158	86.517	114.355	62.481	88.362	93.055		82.348
2	T	6.8593	5.4723	10.4480	13.6745	10.1911	12.7883	8.3263	6.1219	8.2053	8.8751	90.9621		
	S	133.396	108.148	87.120	89.699	120.560	83.013	88.684	114.826	66.891	96.491	96.528		
3	T	6.8947	4.9881	10.5438	14.5587	10.4943	12.6695	8.2513	6.0691	7.9954	9.3256	91.7905		
	S	132.711	118.646	86.328	84.251	117.077	83.791	89.490	115.825	68.647	91.829	95.657		
4	T	6.9130	5.4868	10.3713	13.6327	10.1294	12.4397	8.2876	5.9768	8.0044	8.7836	90.0253		
	S	132.359	107.862	87.764	89.974	121.294	85.339	89.098	117.614	68.570	97.496	97.533		
5	T	6.8933	5.4455	10.4701	13.6708	10.1112	12.5367	8.2637	5.9786	7.8490	8.7729	89.9918		
	S	132.738	108.680	86.936	89.723	121.512	84.679	89.356	117.578	69.928	97.615	97.569		
6	T	6.8974	5.4466	10.2936	13.5272	10.3750	12.6975	8.3222	5.9774	7.8400	8.8563	90.2332		
	S	132.659	108.658	88.427	90.676	118.423	83.606	88.728	117.602	70.008	96.695	97.308		
7	T	6.8902	4.9637	10.2804	13.6487	10.1298	12.5334	8.3137	6.0086	7.8414	9.3636	89.9735		
	S	132.797	119.229	88.540	89.869	121.289	84.701	88.818	116.991	69.996	91.457	97.589		
8	T	6.8349	4.9627	10.2336	13.4998	10.0265	12.5706	8.3077	6.0333	7.9280	9.2825	89.6796		
	S	133.872	119.253	88.945	90.860	122.539	84.450	88.882	116.512	69.231	92.256	97.909		
9	T	6.8732	4.9838	10.4118	13.5436	10.0905	12.6148	8.3884	6.0881	7.9816	9.3706	90.3464		
	S	133.126	118.748	87.423	90.566	121.762	84.154	88.027	115.464	68.766	91.388	97.186		
10	T	6.8914	5.4583	10.2670	13.4105	10.0891	12.4070	8.2772	6.0528	7.8715	8.7930	89.5178		
	S	132.774	108.425	88.656	91.465	121.779	85.564	89.210	116.137	69.728	97.392	98.086		
11	T	6.9052	4.9894	10.3134	13.4429	10.1269	12.4005	8.2273	6.0024	7.7622	9.5897	89.7599		
	S	132.509	118.615	88.257	91.245	121.324	85.609	89.751	117.112	70.710	89.300	97.821		
12	T	6.8970	5.4741	10.3257	13.3826	10.0458	12.4732	8.1993	6.0385	7.7992	8.8866	89.5220		
	S	132.666	108.112	88.152	91.656	122.303	85.110	90.058	116.412	70.374	96.366	98.081		
13	T	6.9197	5.6514	10.3753	13.4911	10.1402	20.2467	8.5995	5.9262	7.7501	8.6808	97.7810		
	S	132.231	104.721	87.730	90.919	121.165	52.433	85.867	118.618	70.820	98.650	89.797		
14	T	6.9562	5.0015	10.3346	13.4289	10.0782	12.4732	8.3421	6.1224	7.8111	9.4502	89.9984		
	S	131.537	118.328	88.076	91.340	121.910	85.110	88.516	114.817	70.267	90.619	97.562		
15	T	6.9401	5.3280	10.2550	13.3788	10.0477	12.5411	8.3352	6.0350	7.7678	8.9549	89.5836		86.6977
	S	131.842	111.077	88.759	91.682	122.280	84.649	88.589	116.480	70.659	95.631	98.013		92.311
16	T				16.5492	10.9883	13.4413	8.7039	6.0540			259.8872	166.3199	97.3279
	S				74.118	111.813	78.980	84.837	116.114			33.785	8.541	82.821
17	T	6.8952	4.9857	10.4250	13.5999	10.3672	12.5295	8.3262	6.3428	8.2233	9.4086	91.1034		
	S	132.701	118.703	87.312	90.191	118.512	84.727	88.685	110.827	66.745	91.019	96.378		
18	T	6.8884	5.4258	10.3363	13.3500	10.1343	12.3785	8.1699	6.0212	7.9162	8.7503	89.3709		
	S	132.832	109.075	88.061	91.879	121.235	85.761	90.382	116.747	69.334	97.867	98.247		
19	T	6.8936	5.3056	10.2401	13.3402	10.1195	12.2653	8.0866	5.9808	7.7346	8.8657	88.8320		
	S	132.732	111.546	88.889	91.947	121.413	86.552	91.313	117.535	70.962	96.593	98.843		


Event: Promoter Test Day - IMS RC  
Track: Indianapolis Motor Speedway RC  
Report: Section Data Report  
Session: Practice 2 - USF2000

2.439 mile(s)   
USF2000  
May 6, 2015

Section Data for Car 16 - Dayson, James

Lap	T/SF to I1	I9 to SF	I1 to I2	I2 to I3	I3 to I4	I4 to I5	I5 to I6	I6 to I7	I7 to I8	I8 to I9	Lap	PI to PO	PO to SF	SF to PI	
20	T	6.8988	5.3598	10.3363	13.3958	10.0635	12.3094	8.2594	5.9370	7.6775	8.8515	89.0890			
	S	132.632	110.418	88.061	91.565	122.088	86.242	89.402	118.402	71.490	96.748	98.558			
21	T	6.8478	4.9112	10.1711	13.3909	10.0305	12.5034	8.1386	6.0146	7.7490	9.2783	89.0354			
	S	133.620	120.504	89.492	91.599	122.490	84.904	90.729	116.875	70.830	92.297	98.617			
22	T	6.8215	5.2649	10.2107	13.4385	10.1062	12.3826	8.1891	5.9422	7.7260	8.9572	89.0389			
	S	134.135	112.408	89.144	91.274	121.573	85.732	90.170	118.299	71.041	95.606	98.613			
23	T	6.8367	5.2546	10.2318	15.0955	10.1796	13.1218	8.2753	5.9559	7.8327	8.9265	91.7104			
	S	133.837	112.629	88.961	81.255	120.696	80.903	89.230	118.027	70.073	95.935	95.741			
24	T	6.8814	5.3297	10.9506	13.6359	10.1511	12.4922	8.2088	6.0749	7.9756	8.8767	90.5769			91.6849
	S	132.967	111.042	83.121	89.953	121.035	84.980	89.953	115.715	68.818	96.473	96.939			87.290
25	T				14.6775	10.3774	12.9270	8.5224	6.0800			340.1329	246.1495	93.1728	
	S				83.569	118.395	82.122	86.643	115.618			25.815	5.771	86.514	
26	T	6.9740	5.3636	10.3424	13.4468	10.0759	12.3702	8.1923	6.2106	7.9934	8.9867	89.9559			
	S	131.202	110.340	88.009	91.218	121.938	85.818	90.135	113.186	68.665	95.292	97.608			
27	T	6.9549	5.3499	10.2033	13.4460	10.1115	12.4410	8.3908	6.0095	7.8202	9.0231	89.7502			
	S	131.562	110.622	89.209	91.223	121.509	85.330	88.002	116.974	70.185	94.908	97.832			
28	T	6.8991	5.4050	10.1910	13.3496	10.1147	12.9485	8.3716	6.0219	7.7870	8.8684	89.9568			
	S	132.626	109.495	89.317	91.882	121.470	81.986	88.204	116.733	70.485	96.563	97.607			
29	T	6.8893	4.9650	10.2539	13.3644	10.0744	12.4402	8.1509	5.9898	8.0422	9.1626	89.3327			
	S	132.815	119.198	88.769	91.780	121.956	85.336	90.592	117.359	68.248	93.463	98.289			
30	T	6.8749	5.2880	10.3045	13.3826	10.0676	12.4010	8.1908	5.9339	7.7275	8.9737	89.1445			
	S	133.093	111.917	88.333	91.656	122.039	85.605	90.151	118.464	71.027	95.430	98.496			
31	T	6.8865	4.9721	10.2379	13.3560	10.0662	12.3336	8.2133	6.0280	7.9611	9.2423	89.2970			
	S	132.869	119.028	88.908	91.838	122.056	86.073	89.904	116.615	68.943	92.657	98.328			
32	T	6.9700	5.3519	10.3855	13.3899	10.0573	12.2926	8.4020	5.9888	7.9617	8.9442	89.7439			
	S	131.277	110.581	87.644	91.606	122.164	86.360	87.885	117.378	68.938	95.745	97.838			
33	T	6.8795	4.9652	10.3213	13.4580	10.0187	12.9053	8.3360	5.9703	7.6890	9.4295	89.9728			
	S	133.004	119.193	88.189	91.142	122.634	82.260	88.581	117.742	71.383	90.818	97.589			
34	T	6.8132	4.9560	10.3257	13.4579	10.1356	12.3339	8.2158	6.1772	8.0403	9.2517	89.7073			
	S	134.298	119.414	88.152	91.143	121.220	86.071	89.877	113.798	68.264	92.563	97.878			
35	T	6.8829	5.2809	10.1534	13.4236	10.0543	12.6278	8.1652	5.9457	7.9115	8.8413	89.2866			88.0016
	S	132.938	112.068	89.648	91.376	122.200	84.068	90.434	118.229	69.375	96.859	98.340			90.944
36	T								6.0199						
	S								116.772						


Event: Promoter Test Day - IMS RC  
Track: Indianapolis Motor Speedway RC  
Report: Section Data Report  
Session: Practice 2 - USF2000

2.439 mile(s)   
USF2000  
May 6, 2015

Section Data for Car 19 - Chastain, Sam (R)

Lap	T/SF to I1	I9 to SF	I1 to I2	I2 to I3	I3 to I4	I4 to I5	I5 to I6	I6 to I7	I7 to I8	I8 to I9	Lap	PI to PO	PO to SF	SF to PI	
1	T	6.9484	5.0163	10.7966	13.5208	10.1630	12.3164	8.3477	6.2146	9.7956	10.0028	93.1222		95.7969	
	S	131.685	117.979	84.307	90.719	120.893	86.193	88.457	113.113	56.032	85.612	94.289		84.145	
2	T	6.9097	4.9749	10.6827	13.5810	10.1398	12.6183	9.0156	6.1117	7.9614	9.4471	91.4422			
	S	132.423	118.961	85.206	90.317	121.170	84.131	81.903	115.018	68.941	90.648	96.021			
3	T	6.8973	4.9534	10.6367	13.4105	10.1096	12.4399	8.1354	6.1809	7.8762	9.4623	90.1022			
	S	132.661	119.477	85.574	91.465	121.532	85.338	90.765	113.730	69.686	90.503	97.449			
4	T	6.9030	4.9486	10.4949	13.3487	10.1572	13.0491	8.1674	6.0065	7.6952	9.5114	90.2820			
	S	132.551	119.593	86.730	91.888	120.962	81.354	90.409	117.032	71.325	90.035	97.255			
5	T	6.8782	4.9350	10.5708	13.2914	10.0623	12.2584	8.4034	6.0988	7.9561	9.3802	89.8346			
	S	133.029	119.923	86.108	92.285	122.103	86.601	87.870	115.261	68.987	91.295	97.740			
6	T	6.9526	4.9477	10.3315	13.4281	10.1052	12.8595	8.3631	6.0170	8.0629	9.3879	90.4555			
	S	131.605	119.615	88.102	91.345	121.585	82.553	88.294	116.828	68.073	91.220	97.069			
7	T	6.8293	4.9165	10.5419	13.4472	10.0289	13.1515	8.2203	6.1856	8.3130	9.4268	91.0610			
	S	133.982	120.374	86.344	91.215	122.510	80.720	89.828	113.644	66.025	90.844	96.423			
8	T	6.8432	4.9553	10.2405	13.3505	10.1846	12.5450	8.2232	6.0218	7.8427	9.4061	89.6129			
	S	133.709	119.431	88.885	91.876	120.637	84.623	89.796	116.735	69.984	91.043	97.981			
9	T	6.9083	4.9642	10.4769	13.3491	10.0613	12.5153	8.3273	5.9982	8.2615	9.4265	90.2886			
	S	132.449	119.217	86.879	91.886	122.115	84.823	88.673	117.194	66.436	90.846	97.248			
10	T	6.9126	4.9648	10.3864	13.4333	10.1410	12.2832	8.3812	6.0274	7.9242	9.4506	89.9047		89.0299	
	S	132.367	119.203	87.636	91.310	121.155	86.426	88.103	116.626	69.264	90.615	97.663		89.893	
11	T				13.8441	10.1821	12.7754	8.2684	6.1692	8.4626		219.0249	131.4444	88.3771	
	S				88.600	120.666	83.096	89.305	113.946	64.858		40.089	10.807	91.209	
12	T	6.9402	4.9526	10.3413	13.3954	10.0687	12.7616	8.3229	6.0025	7.9630	9.3707	90.1189			
	S	131.841	119.496	88.019	91.568	122.025	83.186	88.720	117.110	68.927	91.387	97.431			
13	T	6.8739	4.9360	10.2319	13.2460	10.0050	12.3966	7.9104	6.1590	8.3063	9.4384	89.5035			
	S	133.112	119.898	88.960	92.601	122.802	85.636	93.347	114.135	66.078	90.732	98.101			
14	T	6.9277	4.9545	10.2636	13.1649	10.0293	12.1694	8.1845	5.9799	7.6250	9.3967	88.6955			
	S	132.078	119.451	88.685	93.171	122.505	87.234	90.220	117.553	71.982	91.135	98.995			
15	T	6.9487	4.9482	10.3737	13.3308	10.0185	12.3140	7.9801	6.0111	7.7751	9.4790	89.1792			
	S	131.679	119.603	87.744	92.012	122.637	86.210	92.531	116.943	70.592	90.343	98.458			
16	T	6.9319	4.9325	10.2759	13.4026	10.1380	12.6883	8.2602	5.9486	7.6541	9.4300	89.6621			
	S	131.998	119.983	88.579	91.519	121.191	83.667	89.394	118.171	71.708	90.813	97.928			
17	T	6.9176	4.9395	10.4088	13.5437	10.1046	12.5698	8.2065	5.9887	7.9137	9.3454	89.9383		87.8704	
	S	132.271	119.813	87.448	90.565	121.592	84.456	89.979	117.380	69.356	91.635	97.627		91.079	
18	T				14.2550	10.2862	13.0407	8.3452	6.0392	7.9868		388.2056	298.5774	91.9978	
	S				86.046	119.445	81.406	88.483	116.399	68.721		22.618	4.758	87.619	
19	T	6.9082	4.9359	11.3000	13.3540	10.1028	12.3056	8.0851	6.0673	8.1163	9.3695	90.5447			
	S	132.451	119.901	80.551	91.852	121.613	86.269	91.330	115.860	67.625	91.399	96.973			


Event: Promoter Test Day - IMS RC  
Track: Indianapolis Motor Speedway RC  
Report: Section Data Report  
Session: Practice 2 - USF2000

2.439 mile(s)   
USF2000  
May 6, 2015

Section Data for Car 19 - Chastain, Sam (R)

Lap	T/SF to I1	I9 to SF	I1 to I2	I2 to I3	I3 to I4	I4 to I5	I5 to I6	I6 to I7	I7 to I8	I8 to I9	Lap	PI to PO	PO to SF	SF to PI	
20	T	6.8912	4.9119	10.2044	13.1842	10.1121	12.3421	8.1247	6.0455	7.7512	9.3820	88.9493			
	S	132.778	120.487	89.199	93.035	121.502	86.014	90.884	116.277	70.810	91.277	98.712			
21	T	6.9101	4.9247	10.3493	13.2054	10.0868	12.4768	8.0601	5.9955	7.7594	9.4353	89.2034			
	S	132.415	120.173	87.951	92.886	121.806	85.085	91.613	117.247	70.735	90.762	98.431			
22	T	6.9288	4.9454	10.2545	13.2373	10.1395	12.3206	8.0889	5.9778	7.7013	9.2574	88.8515			
	S	132.057	119.670	88.764	92.662	121.173	86.164	91.287	117.594	71.269	92.506	98.821			
23	T	6.9555	4.9708	10.1460	13.2299	10.0691	12.1179	8.0460	5.9666	7.7065	9.3682	88.5765			
	S	131.551	119.059	89.713	92.714	122.020	87.605	91.773	117.815	71.221	91.412	99.128			
24	T	6.9187	4.9325	10.1454	13.2247	10.0353	12.1247	8.1622	5.9963	7.7464	9.3736	88.6598			86.1168
	S	132.250	119.983	89.718	92.750	122.431	87.556	90.467	117.231	70.854	91.359	99.035			92.934
25	T				14.0074	10.1995	13.0801	8.3773	6.0516	8.2850		354.5492	266.7986	90.6113	
	S				87.567	120.460	81.161	88.144	116.160	66.248		24.765	5.324	88.960	
26	T	6.9354	4.9833	10.2299	13.3749	10.0574	12.7173	8.0978	6.1150	7.8572	9.4110	89.7792			
	S	131.932	118.760	88.977	91.708	122.162	83.476	91.186	114.956	69.855	90.996	97.800			
27	T	6.8549	4.9308	10.1801	13.3239	10.0427	12.1575	8.2067	6.0872	7.7166	9.3693	88.8697			
	S	133.481	120.025	89.412	92.059	122.341	87.320	89.976	115.481	71.128	91.401	98.801			
28	T	6.8821	4.9361	10.1934	13.3177	10.0398	12.2104	8.1334	6.0108	7.6036	9.3045	88.6318			111.8172
	S	132.954	119.896	89.296	92.102	122.377	86.942	90.787	116.949	72.185	92.038	99.066			71.574
29	T				13.8042	10.2547	12.6555	8.0892	5.9906			251.4208	140.3767	88.0563	
	S				88.856	119.812	83.884	91.283	117.343			34.923	10.120	91.541	
30	T	6.9657	4.9672	10.6335	13.2990	10.0239	12.3338	8.0927	6.0689	7.6431	9.3734	89.4012			90.6826
	S	131.358	119.145	85.600	92.232	122.571	86.072	91.244	115.829	71.812	91.361	98.213			88.255
31	T								6.0437						
	S								116.312						


Event: Promoter Test Day - IMS RC  
Track: Indianapolis Motor Speedway RC  
Report: Section Data Report  
Session: Practice 2 - USF2000

2.439 mile(s)   
USF2000  
May 6, 2015

Section Data for Car 2 - Jamin, Nico

Lap	T/SF to I1	I9 to SF	I1 to I2	I2 to I3	I3 to I4	I4 to I5	I5 to I6	I6 to I7	I7 to I8	I8 to I9	Lap	PI to PO	PO to SF	SF to PI	
1	T	6.8457	4.9018	10.2856	13.0986	9.9944	12.2107	8.0603	6.0056	7.8001	9.1941	88.3969			
	S	133.661	120.735	88.495	93.643	122.932	86.939	91.611	117.050	70.366	93.143	99.329			
2	T	6.7906	4.8758	10.2157	13.0645	9.9227	12.1063	8.0326	5.9477	7.7066	9.0706	87.7331			
	S	134.745	121.379	89.101	93.887	123.821	87.689	91.927	118.189	71.220	94.411	100.081			
3	T	6.7748	4.8743	10.0274	12.9725	9.8793	12.1434	8.0551	5.9122	7.6643	9.1479	87.4512			
	S	135.059	121.416	90.774	94.553	124.365	87.421	91.670	118.899	71.613	93.613	100.403			
4	T	6.7744	4.8644	10.2094	12.9338	9.8901	12.1320	8.0177	5.8693	7.6683	9.0939	87.4533			
	S	135.067	121.663	89.156	94.836	124.229	87.503	92.097	119.768	71.576	94.169	100.401			
5	T	6.7688	4.8697	10.0595	12.9490	9.8733	12.0162	8.0630	5.8659	7.6041	9.1237	87.1932			88.1886
	S	135.179	121.531	90.484	94.725	124.440	88.347	91.580	119.837	72.180	93.861	100.701			90.751
6	T				13.0066	9.8564	12.2788	8.1288	5.8847			244.9209	40.7605	203.1997	
	S				94.305	124.654	86.457	90.839	119.455			35.850	34.852	39.669	
7	T	6.7143	4.8567	10.0514	12.9565	9.8143	12.1739	8.0693	5.9132	7.5798	9.1484	87.2778			
	S	136.276	121.856	90.557	94.670	125.188	87.202	91.508	118.879	72.411	93.608	100.603			
8	T	6.7294	4.8664	10.0337	12.9583	9.8333	12.1498	8.0704	5.9020	7.6546	9.0926	87.2905			
	S	135.971	121.613	90.717	94.657	124.946	87.375	91.496	119.104	71.704	94.182	100.588			
9	T	6.7062	4.8418	10.0644	13.1249	12.9517	12.7151	8.1136	5.8622	7.6719	9.1022	91.1540			
	S	136.441	122.231	90.440	93.455	124.863	83.491	91.009	119.913	71.542	94.083	96.325			
10	T	6.7193	4.8448	10.0850	12.9620	9.8276	12.0664	10.2461	5.8740	7.6521	9.0887	89.3660			90.3228
	S	136.175	122.155	90.256	94.630	125.019	87.979	72.067	119.672	71.727	94.223	98.252			88.606
11	T				12.9816	9.8233	12.2173	8.0772	7.1264			324.2138	37.2095	286.0423	
	S				94.487	125.074	86.892	91.419	98.641			27.082	38.178	28.180	
12	T	6.6981	4.8242	10.4152	13.8702	9.8879	12.1388	8.0515	5.9056	7.6549	9.0697	88.5161			
	S	136.606	122.677	87.394	88.434	124.257	87.454	91.711	119.032	71.701	94.420	99.196			
13	T	6.7232	4.8097	10.1392	12.9194	9.7799	12.1612	8.0312	5.8891	7.6552	9.0332	87.1413			
	S	136.096	123.047	89.773	94.942	125.629	87.293	91.943	119.365	71.698	94.802	100.760			
14	T	6.6940	4.8132	10.0870	13.0044	9.7543	12.1264	8.0605	5.8524	7.6829	9.0788	87.1539			
	S	136.690	122.957	90.238	94.321	125.958	87.544	91.608	120.114	71.440	94.326	100.746			
15	T	6.6544	4.8075	10.1407	12.9954	9.8002	12.1700	8.0792	5.8578	7.6254	9.1460	87.2766			
	S	137.503	123.103	89.760	94.387	125.368	87.230	91.396	120.003	71.978	93.633	100.604			
16	T	6.7062	4.8219	10.3034	13.0061	9.8210	12.1359	8.0200	5.8487	7.5968	9.1286	87.3886			
	S	136.441	122.735	88.342	94.309	125.103	87.475	92.071	120.190	72.249	93.811	100.475			
17	T	6.7090	4.8233	10.1737	12.9758	9.8505	12.0762	8.0698	5.8665	7.6980	9.0217	87.2645			
	S	136.384	122.700	89.469	94.529	124.728	87.908	91.503	119.825	71.300	94.923	100.618			
18	T	6.7283	4.8274	10.2259	12.9853	9.8563	12.0426	8.0932	5.8560	7.6804	9.2714	87.5668			85.7914
	S	135.993	122.596	89.012	94.460	124.655	88.153	91.238	120.040	71.463	92.366	100.271			93.287
19	T				14.8613	13.8390	15.5842	8.2355	5.8649			230.4867	36.7702	195.3823	
	S				82.536	88.781	68.120	89.662	119.858			38.095	38.634	41.257	

Event: Promoter Test Day - IMS RC  
 Track: Indianapolis Motor Speedway RC  
 Report: Section Data Report  
 Session: Practice 2 - USF2000


2.439 mile(s)   
 USF2000  
 May 6, 2015

Section Data for Car 2 - Jamin, Nico

Lap	T/SF to I1	I9 to SF	I1 to I2	I2 to I3	I3 to I4	I4 to I5	I5 to I6	I6 to I7	I7 to I8	I8 to I9	Lap	PI to PO	PO to SF	SF to PI	
20	T	6.6865	4.7955	10.1397	12.9284	9.8610	12.1992	8.1518	5.9101	7.7866	9.0334	87.4922			
	S	136.843	123.411	89.769	94.876	124.596	87.021	90.582	118.941	70.488	94.800	100.356			
21	T	6.6993	4.8111	10.0640	12.9255	9.8517	12.1564	8.0541	5.8790	7.6902	9.0787	87.2100			
	S	136.581	123.011	90.444	94.897	124.713	87.328	91.681	119.570	71.372	94.327	100.681			
22	T	6.7144	4.8270	10.1338	13.0267	9.8332	12.3870	8.5205	5.8442	7.6539	9.0941	88.0348			87.2878
	S	136.274	122.606	89.821	94.160	124.948	85.702	86.663	120.282	71.710	94.167	99.738			91.687
23	T				13.2074	9.8791	12.4755	8.1664	6.4240			486.9836	34.8575	453.1308	
	S				92.871	124.367	85.094	90.420	109.426			18.030	40.754	17.789	
24	T	6.7470	4.8533	10.0720	14.0815	10.3516	12.3262	8.0947	5.9249	7.7795	9.1192	89.3499			
	S	135.616	121.941	90.372	87.107	118.690	86.125	91.221	118.644	70.553	93.908	98.270			
25	T	6.9728	4.8355	13.2133	19.4810	10.6374	12.3283	8.0354	5.9083	7.6320	9.0712	98.1152			
	S	131.224	122.390	68.887	62.963	115.502	86.110	91.895	118.977	71.916	94.405	89.491			
26	T	6.7146	4.8299	9.9435	12.9478	9.7640	12.1271	8.0905	5.9112	7.5541	9.0261	86.9088			
	S	136.270	122.532	91.540	94.734	125.833	87.539	91.269	118.919	72.658	94.876	101.030			
27	T	6.7311	4.8407	9.9728	12.9651	9.8147	11.9701	8.1309	5.8866	7.6520	9.0909	87.0549			
	S	135.936	122.259	91.271	94.607	125.183	88.687	90.815	119.416	71.728	94.200	100.860			
28	T	6.7134	4.8216	10.0993	13.0310	12.0163	15.9151	8.0489	5.8675	7.5514	9.0780	93.1425			
	S	136.295	122.743	90.128	94.129	102.247	66.703	91.740	119.805	72.684	94.334	94.268			
29	T	6.7108	4.8139	10.0508	13.0316	9.8357	12.0010	8.1240	5.8759	7.6494	9.0244	87.1175			
	S	136.347	122.939	90.563	94.124	124.916	88.459	90.892	119.634	71.753	94.894	100.788			
30	T	6.7220	4.8245	10.0855	12.9430	9.8091	12.0798	8.0907	5.9050	7.6740	9.0707	87.2043			87.7694
	S	136.120	122.669	90.251	94.769	125.255	87.881	91.266	119.044	71.522	94.410	100.688			91.184
31	T								5.9351				38.2986		
	S								118.440				37.092		




Event: Promoter Test Day - IMS RC  
Track: Indianapolis Motor Speedway RC  
Report: Section Data Report  
Session: Practice 2 - USF2000

2.439 mile(s)   
USF2000  
May 6, 2015

Section Data for Car 22 - Eidson, Jake

Lap	T/SF to I1	I9 to SF	I1 to I2	I2 to I3	I3 to I4	I4 to I5	I5 to I6	I6 to I7	I7 to I8	I8 to I9	Lap	PI to PO	PO to SF	SF to PI
1	T	6.8317	4.8974	10.1223	13.2638	9.9540	12.2685	8.1142	5.9460	7.7374	9.2608	88.3961		91.6708
	S	133.934	120.843	89.923	92.477	123.431	86.530	91.002	118.223	70.936	92.472	99.330		87.932
2	T	6.7682	4.8684	10.2240	13.1096	9.9053	12.1874	8.1183	5.9152	7.6742	9.0893	87.8599		
	S	135.191	121.563	89.028	93.564	124.038	87.106	90.956	118.839	71.521	94.217	99.936		
3	T	6.7584	4.8717	10.2506	13.0705	9.8967	12.1914	8.0250	5.9000	7.6083	9.1167	87.6893		
	S	135.387	121.481	88.797	93.844	124.146	87.077	92.014	119.145	72.140	93.934	100.131		
4	T	6.7886	4.8781	10.0457	13.0812	9.9016	12.1166	7.9908	5.8238	7.6853	9.1422	87.4539		
	S	134.785	121.321	90.609	93.767	124.085	87.615	92.407	120.704	71.417	93.672	100.400		
5	T	6.7686	4.8749	10.1021	13.0417	9.8772	12.1269	8.0551	5.8167	7.5365	9.2109	87.4106		87.2800
	S	135.183	121.401	90.103	94.051	124.391	87.540	91.670	120.851	72.827	92.973	100.450		91.695
6	T				13.1665	9.8875	12.3017	8.0204	5.8766			178.3763	89.2800	89.3751
	S				93.160	124.262	86.296	92.066	119.619			49.224	15.911	90.191
7	T	6.7691	4.8742	10.0583	13.0618	9.8960	12.1196	8.1011	5.8922	7.5963	9.2245	87.5931		
	S	135.173	121.419	90.495	93.907	124.155	87.593	91.149	119.303	72.254	92.836	100.241		
8	T	6.7747	4.8919	9.9661	13.1013	9.8893	12.1082	8.0320	5.8921	7.5091	9.2226	87.3873		
	S	135.061	120.979	91.332	93.624	124.239	87.675	91.933	119.305	73.093	92.855	100.477		
9	T	6.7871	4.8849	9.9454	13.0506	9.8971	12.0884	8.1613	5.8549	7.5374	9.1315	87.3386		87.3689
	S	134.815	121.153	91.522	93.987	124.141	87.819	90.477	120.063	72.819	93.781	100.533		91.602
10	T				13.4670	9.9674	12.1637	8.0105	5.9740			168.0581	78.4747	89.5592
	S				91.081	123.265	87.275	92.180	117.669			52.246	18.102	90.005
11	T	6.8259	4.8852	10.0233	13.0109	9.8873	12.1032	8.0193	5.8696	7.5795	9.0805	87.2847		
	S	134.048	121.145	90.811	94.274	124.264	87.712	92.079	119.762	72.414	94.308	100.595		
12	T	6.7830	4.8624	9.9697	13.0922	9.8260	12.3827	8.0938	5.8326	7.5558	9.1740	87.5722		
	S	134.896	121.713	91.299	93.689	125.039	85.732	91.231	120.522	72.641	93.347	100.265		
13	T	6.8182	4.8769	10.0300	13.0297	9.8710	12.0897	8.0475	5.9146	8.0327	9.3493	88.0596		
	S	134.200	121.351	90.750	94.138	124.469	87.810	91.756	118.851	68.329	91.597	99.710		
14	T	6.8042	4.8632	9.9830	13.1254	9.8327	12.2382	8.2368	5.8695	7.6319	9.1503	87.7352		
	S	134.476	121.693	91.178	93.452	124.954	86.744	89.648	119.764	71.917	93.589	100.078		
15	T	6.8236	4.8842	10.0664	13.0193	9.7931	12.1337	8.0194	5.8569	12.3924	9.6626	92.6516		
	S	134.093	121.170	90.422	94.213	125.459	87.491	92.078	120.022	44.290	88.627	94.768		
16	T	6.7283	4.8229	10.1484	13.0981	9.8705	12.2056	8.0376	5.8425	7.6263	9.1955	87.5757		86.7790
	S	135.993	122.710	89.692	93.646	124.476	86.976	91.869	120.317	71.970	93.129	100.261		92.225
17	T				13.4071	10.0392	12.4254	8.0265	5.8447			352.5530	265.4204	87.9880
	S				91.488	122.384	85.437	91.996	120.272			24.905	5.352	91.612
18	T	6.8298	4.8677	9.9765	13.0374	9.9487	12.0617	8.0046	5.8882	7.6252	9.1648	87.4046		
	S	133.972	121.581	91.237	94.082	123.497	88.013	92.248	119.384	71.980	93.441	100.457		
19	T	6.7403	4.8317	9.9270	12.9637	9.9050	12.0500	7.9930	5.8813	7.5235	9.0738	86.8893		
	S	135.751	122.487	91.692	94.617	124.042	88.099	92.382	119.524	72.953	94.378	101.053		


Event: Promoter Test Day - IMS RC  
 Track: Indianapolis Motor Speedway RC  
 Report: Section Data Report  
 Session: Practice 2 - USF2000

2.439 mile(s)   
 USF2000  
 May 6, 2015

Section Data for Car 22 - Eidson, Jake

Lap	T/SF to I1	I9 to SF	I1 to I2	I2 to I3	I3 to I4	I4 to I5	I5 to I6	I6 to I7	I7 to I8	I8 to I9	Lap	PI to PO	PO to SF	SF to PI	
20	T	6.7350	4.8418	9.9052	13.0770	9.9544	12.0096	7.9771	5.8650	7.5010	9.2119	87.0780			
	S	135.857	122.231	91.894	93.798	123.426	88.395	92.566	119.856	73.172	92.963	100.834			
21	T	6.7428	4.8334	9.9580	13.0169	9.9526	12.0794	8.0019	5.8695	7.5628	9.0634	87.0807			
	S	135.700	122.443	91.407	94.231	123.449	87.884	92.279	119.764	72.574	94.486	100.831			
22	T	6.7691	4.8508	9.9784	13.0689	9.9524	12.0595	8.0031	5.8825	7.6203	9.0966	87.2816			88.1885
	S	135.173	122.004	91.220	93.856	123.451	88.029	92.265	119.499	72.027	94.141	100.599			90.751
23	T				13.1040	9.9008	12.2678	8.0004	6.3408			181.1206	93.5103	86.8651	
	S				93.604	124.095	86.535	92.297	110.862			48.478	15.192	92.797	
24	T	6.8336	4.8881	10.0400	13.2281	9.9803	12.1406	8.0076	5.9505	7.6719	9.1014	87.8421			
	S	133.897	121.073	90.660	92.726	123.106	87.441	92.214	118.134	71.542	94.091	99.957			
25	T	6.8289	4.8851	9.9473	12.9697	9.8673	12.0753	8.0279	5.8514	8.1168	9.1318	87.7015			
	S	133.989	121.148	91.505	94.574	124.516	87.914	91.980	120.134	67.621	93.778	100.117			
26	T	6.8083	4.8680	10.0008	12.9906	9.8612	12.1976	8.0038	5.8454	7.7520	9.0770	87.4047			87.3378
	S	134.395	121.573	91.015	94.421	124.593	87.033	92.257	120.258	70.803	94.344	100.457			91.635
27	T				13.1264	9.8699	13.0179	9.9501	6.1987			233.1235	143.0623	90.4287	
	S				93.445	124.483	81.549	74.211	113.404			37.664	9.930	89.140	
28	T	6.7585	4.8706	10.0525	13.0694	9.8698	12.1486	8.1430	6.0202	7.7343	9.2179	87.8848			
	S	135.385	121.508	90.547	93.852	124.484	87.384	90.680	116.766	70.965	92.902	99.908			
29	T	6.7878	4.8848	9.9894	13.1323	9.8868	12.0996	8.0540	5.9178	7.6505	9.1127	87.5157			
	S	134.801	121.155	91.119	93.403	124.270	87.738	91.682	118.786	71.742	93.975	100.329			
30	T	6.7530	4.8594	10.0235	13.0521	9.7824	12.1568	7.9944	5.8957	7.7730	9.0589	87.3492			
	S	135.495	121.788	90.809	93.977	125.597	87.325	92.366	119.232	70.612	94.533	100.521			
31	T	6.7880	4.8660			9.8371	13.5201	8.2372	5.8700	7.5744	9.1624	95.3772			
	S	134.797	121.623			124.898	78.519	89.643	119.754	72.463	93.465	92.060			
32	T	6.7660	4.8589	10.0277	13.1082	9.9194	12.1143	8.1431	5.9193	7.5803	9.2242	87.6614			87.1609
	S	135.235	121.801	90.771	93.574	123.862	87.631	90.679	118.756	72.407	92.839	100.163			91.821
33	T								5.9743						
	S								117.663						


Event: Promoter Test Day - IMS RC  
Track: Indianapolis Motor Speedway RC  
Report: Section Data Report  
Session: Practice 2 - USF2000

2.439 mile(s)   
USF2000  
May 6, 2015

Section Data for Car 23 - Luo, Yufeng (R)

Lap	T/SF to I1	I9 to SF	I1 to I2	I2 to I3	I3 to I4	I4 to I5	I5 to I6	I6 to I7	I7 to I8	I8 to I9	Lap	PI to PO	PO to SF	SF to PI	
1	T	6.8251	4.9369	10.5206	13.6742	10.4990	12.7464	8.1092	6.2409	8.1864	9.2223	90.9610		93.4507	
	S	134.064	119.876	86.519	89.701	117.024	83.286	91.058	112.637	67.046	92.858	96.529		86.257	
2	T	6.7444	5.6097	10.6538	13.7713	10.2741	13.0643	8.7889	6.0106	7.8864	8.5170	91.3205			
	S	135.668	105.499	85.437	89.069	119.586	81.259	84.016	116.952	69.596	100.548	96.149			
3	T	6.8548	5.4010	10.1160	13.2973	9.9694	12.3169	7.9798	6.0400	8.0405	8.7444	88.7601			
	S	133.483	109.576	89.979	92.244	123.241	86.190	92.535	116.383	68.262	97.933	98.923			
4	T	6.8350	5.4928	10.2045	13.3018	9.9112	12.3959	7.9666	5.8968	7.7730	8.4584	88.2360			
	S	133.870	107.744	89.199	92.212	123.964	85.640	92.688	119.209	70.612	101.244	99.510			
5	T	6.7866	4.9161	10.1708	13.3587	9.8750	12.4987	7.9925	5.9137	7.7335	9.3617	88.6073			
	S	134.825	120.384	89.494	91.820	124.419	84.936	92.388	118.869	70.972	91.475	99.093			
6	T	6.8463	5.5367	10.2491	13.2992	9.9060	12.1561	8.0502	5.8965	8.0640	8.4578	88.4619			
	S	133.649	106.890	88.810	92.230	124.030	87.330	91.726	119.216	68.063	101.251	99.256			
7	T	6.8245	5.4021	10.1996	13.2468	9.8817	12.2711	8.0427	5.9024	7.6888	8.5901	88.0498			
	S	134.076	109.553	89.241	92.595	124.335	86.511	91.811	119.096	71.385	99.692	99.721			
8	T	6.7898	5.4625	10.1830	13.4017	9.9261	12.2822	8.4673	5.8916	7.9459	8.4856	88.8357			
	S	134.761	108.342	89.387	91.525	123.778	86.433	87.207	119.315	69.075	100.920	98.839			
9	T	6.8036	5.6191	10.4457	13.8042	9.8752	12.7162	8.0930	6.1425	7.9219	8.5519	89.9733			
	S	134.488	105.323	87.139	88.856	124.416	83.483	91.240	114.441	69.284	100.137	97.589			
10	T	6.8414	5.5837	10.2174	13.7295	10.9660	12.8689	8.1024	5.8871	8.5989	8.5158	91.3111			
	S	133.745	105.990	89.086	89.340	112.041	82.493	91.135	119.406	63.830	100.562	96.159			
11	T	6.7845	4.9005	10.1687	13.2393	9.8993	12.5549	8.1033	5.9927	7.8223	9.1241	88.5896			
	S	134.866	120.767	89.513	92.648	124.113	84.556	91.124	117.302	70.167	93.857	99.113			
12	T	6.8053	5.5757	10.1055	13.3518	9.9452	12.3332	8.0490	5.8889	7.8269	8.4368	88.3183			
	S	134.454	106.142	90.072	91.867	123.541	86.076	91.739	119.369	70.125	101.503	99.418			
13	T	6.8132	5.5827	10.2667	13.2831	9.9127	13.4388	8.0725	5.9278	7.7990	8.4536	89.5501			96.8190
	S	134.298	106.009	88.658	92.342	123.946	78.994	91.472	118.586	70.376	101.302	98.050			82.661
14	T				13.1697	9.8553	12.5260	7.9663	6.6312			197.2111	99.8065	90.6094	
	S				93.137	124.668	84.751	92.692	106.007			44.523	14.233	88.962	
15	T	6.8727	5.5286	10.2773	13.3490	9.8104	12.6545	8.2788	5.9536	7.7383	9.0163	89.4795			
	S	133.135	107.047	88.567	91.886	125.238	83.890	89.193	118.072	70.928	94.979	98.128			
16	T	6.7075	5.4334	10.1853	13.2604	9.8547	12.4030	8.0086	5.9801	8.0103	8.5529	88.3962			
	S	136.414	108.922	89.367	92.500	124.675	85.591	92.202	117.549	68.520	100.126	99.330			
17	T	6.8067	5.4452	10.2823	13.2371	9.8767	12.2154	7.9855	5.9114	7.7958	8.4942	88.0503			
	S	134.426	108.686	88.524	92.663	124.397	86.906	92.469	118.915	70.405	100.817	99.720			
18	T	6.7767	5.4849	10.1274	13.3465	9.9156	12.2652	7.9704	5.9024	7.7646	8.4258	87.9795			
	S	135.021	107.900	89.878	91.904	123.909	86.553	92.644	119.096	70.688	101.636	99.801			
19	T	6.7792	5.5071			9.9604	12.3791	8.0477	5.9794	7.8873	8.4121	92.5167			
	S	134.972	107.465			123.352	85.757	91.754	117.563	69.588	101.801	94.906			


Event: Promoter Test Day - IMS RC  
 Track: Indianapolis Motor Speedway RC  
 Report: Section Data Report  
 Session: Practice 2 - USF2000

2.439 mile(s)   
 USF2000  
 May 6, 2015

Section Data for Car 23 - Luo, Yufeng (R)

Lap	T/SF to I1	I9 to SF	I1 to I2	I2 to I3	I3 to I4	I4 to I5	I5 to I6	I6 to I7	I7 to I8	I8 to I9	Lap	PI to PO	PO to SF	SF to PI
20	T	6.8091	5.5343	10.2271	13.3201	9.9999	12.1487	8.0926	5.9878	7.7996	8.3671	88.2863		94.2441
	S	134.379	106.936	89.002	92.086	122.865	87.383	91.245	117.398	70.371	102.349	99.454		84.920
21	T				13.7657	10.0607	12.8124	8.2294	6.0284			422.7593	323.9106	93.2875
	S				89.105	122.122	82.857	89.728	116.607			20.769	4.386	86.408
22	T	6.8471	5.5312	10.2979	13.2820	10.0296	12.3908	7.9370	6.0893	7.9896	8.4753	88.8698		
	S	133.633	106.996	88.390	92.350	122.501	85.676	93.034	115.441	68.697	101.042	98.801		
23	T	6.8826	5.5485	10.2341	13.3334	9.9478	12.2741	7.9763	5.9660	7.7046	8.4375	88.3049		
	S	132.944	106.663	88.941	91.994	123.508	86.490	92.575	117.827	71.238	101.495	99.433		
24	T	6.8679	5.5247	10.2761	13.2973	9.9541	12.2277	7.9306	5.9196	7.7092	8.4448	88.1520		
	S	133.228	107.122	88.577	92.244	123.430	86.819	93.109	118.750	71.196	101.407	99.605		
25	T	6.8639	5.5532	10.1332	13.1736	9.9319	12.3158	7.8776	5.8867	7.6506	8.3400	87.7265		
	S	133.306	106.572	89.826	93.110	123.706	86.197	93.735	119.414	71.741	102.681	100.088		
26	T	6.8645	5.5391	10.2293	13.1779	9.9212	12.1971	8.0038	5.8668	7.6913	8.4162	87.9072		92.4913
	S	133.294	106.844	88.982	93.079	123.839	87.036	92.257	119.819	71.362	101.752	99.883		86.529
27	T				13.2034	10.0205	12.6684	8.6069	5.8671			284.8027	191.5664	
	S				92.900	122.612	83.798	85.793	119.813			30.830	7.416	
28	T				13.3923	10.0990	12.3988	9.4101	7.0466			135.0951	35.8703	89.1834
	S				91.589	121.659	85.620	78.470	99.758			64.994	39.603	90.384
29	T	6.8301	4.9219	10.1985	13.1435	9.8905	12.2695	8.1293	6.9777	8.1603	9.1524	89.6737		
	S	133.966	120.242	89.251	93.323	124.224	86.523	90.833	100.743	67.260	93.567	97.915		
30	T	6.8344	5.5573	10.0926	13.1324	9.8931	12.1149	7.9898	5.9671	7.6940	8.4231	87.6987		
	S	133.882	106.494	90.188	93.402	124.191	87.627	92.419	117.805	71.337	101.668	100.120		
31	T	6.8534	5.4460	10.3632	13.5671	10.0260	12.2319	8.0740	5.9162	7.7437	9.0577	89.2792		96.4924
	S	133.510	108.670	87.833	90.409	122.545	86.789	91.455	118.819	70.879	94.545	98.348		82.941
32	T								5.9621					
	S								117.904					


Event: Promoter Test Day - IMS RC  
Track: Indianapolis Motor Speedway RC  
Report: Section Data Report  
Session: Practice 2 - USF2000

2.439 mile(s)   
USF2000  
May 6, 2015

Section Data for Car 3 - Telitz, Aaron

Lap	T/SF to I1	I9 to SF	I1 to I2	I2 to I3	I3 to I4	I4 to I5	I5 to I6	I6 to I7	I7 to I8	I8 to I9	Lap	PI to PO	PO to SF	SF to PI
1	T	6.8455	4.9028	10.3654	13.3942	9.9869	12.5125	8.0109	6.2540	8.0188	9.2187	89.5097		
	S	133.664	120.710	87.814	91.576	123.025	84.842	92.176	112.401	68.447	92.894	98.094		
2	T	6.8075	4.8838	10.0445	13.0300	9.9515	12.1930	8.0368	5.9610	7.7587	9.1676	87.8344		
	S	134.411	121.180	90.619	94.136	123.462	87.066	91.878	117.926	70.742	93.412	99.965		
3	T	6.7786	4.8733	9.9562	13.0097	9.9343	12.1454	7.9612	5.9780	7.6716	9.2161	87.5244		
	S	134.984	121.441	91.423	94.283	123.676	87.407	92.751	117.590	71.545	92.920	100.319		
4	T	6.7578	4.8493	9.9797	12.9632	9.8747	12.2567	7.9650	5.8809	7.6401	9.1505	87.3179		
	S	135.399	122.042	91.208	94.621	124.423	86.613	92.707	119.532	71.840	93.587	100.557		
5	T	6.7597	4.8524	9.9718	13.0148	9.9459	12.1621	7.9567	5.8859	7.6752	9.1418	87.3663		
	S	135.361	121.964	91.280	94.246	123.532	87.287	92.803	119.430	71.511	93.676	100.501		
6	T	6.8005	4.8691	10.0329	13.0949	9.9080	12.2101	7.9591	5.8942	7.6728	9.1211	87.5627		89.1099
	S	134.549	121.546	90.724	93.669	124.004	86.944	92.775	119.262	71.534	93.888	100.276		89.812
7	T				13.0102	9.8593	12.1924	7.9875	6.0022			245.3861	35.3805	208.4259
	S				94.279	124.617	87.070	92.446	117.116			35.782	40.151	38.675
8	T	6.7571	4.8654	9.9143	12.9375	9.8903	12.1247	8.0043	5.9190	7.6079	9.1324	87.1529		
	S	135.413	121.638	91.810	94.809	124.226	87.556	92.252	118.762	72.144	93.772	100.747		
9	T	6.7536	4.8573	9.9524	12.9903	9.8976	12.2706	8.0891	5.8902	7.6015	9.1743	87.4769		
	S	135.483	121.841	91.458	94.424	124.135	86.515	91.284	119.343	72.205	93.344	100.374		
10	T	6.7209	4.8361	10.0247	12.9779	9.8620	12.2686	8.1079	5.8815	7.6357	9.1671	87.4824		
	S	136.142	122.375	90.798	94.514	124.583	86.529	91.073	119.520	71.881	93.417	100.368		
11	T	6.7524	4.8526	10.0142	12.9525	9.8297	12.2412	8.0321	5.9433	7.7176	9.2343	87.5699		88.1398
	S	135.507	121.959	90.894	94.699	124.992	86.723	91.932	118.277	71.118	92.737	100.267		90.801
12	T				13.0971	9.8516	12.3628	8.0361	5.8513			272.1089	36.4092	235.0137
	S				93.654	124.714	85.870	91.886	120.136			32.268	39.017	34.299
13	T	6.7699	4.8347	9.9939	12.9528	9.7896	12.2476	7.9584	5.9312	7.6609	9.2049	87.3439		
	S	135.157	122.411	91.078	94.697	125.504	86.677	92.784	118.518	71.645	93.033	100.527		
14	T	6.7629	4.8269	9.9671	12.9437	9.8204	12.1998	8.0012	5.9098	7.6980	9.1534	87.2832		
	S	135.297	122.608	91.323	94.764	125.111	87.017	92.287	118.947	71.300	93.557	100.597		
15	T	6.7348	4.8220	10.2260	12.9932	9.8451	12.1760	7.9863	5.9052	7.6163	9.2006	87.5055		
	S	135.861	122.733	89.011	94.403	124.797	87.187	92.459	119.040	72.064	93.077	100.341		
16	T	6.7041	4.8333	9.9320	13.0193	9.8755	12.1854	7.9987	5.9324	7.6955	9.2008	87.3770		88.3965
	S	136.484	122.446	91.646	94.213	124.413	87.120	92.316	118.494	71.323	93.075	100.489		90.537
17	T				13.4931	9.9418	12.7234	8.1174	5.9625			264.8835	35.7842	227.8463
	S				90.905	123.583	83.436	90.966	117.896			33.148	39.698	35.378
18	T	6.7196	4.8017	9.9931	12.8984	9.8434	11.9877	7.9614	5.9391	7.5742	9.1135	86.8321		
	S	136.169	123.252	91.086	95.096	124.818	88.557	92.749	118.360	72.465	93.966	101.119		
19	T	6.6970	4.8065	9.8756	12.9358	9.8683	12.1076	7.9558	5.8956	7.5830	9.1495	86.8747		
	S	136.628	123.129	92.169	94.821	124.503	87.680	92.814	119.234	72.381	93.597	101.070		


Event: Promoter Test Day - IMS RC  
Track: Indianapolis Motor Speedway RC  
Report: Section Data Report  
Session: Practice 2 - USF2000

2.439 mile(s)   
USF2000  
May 6, 2015

Section Data for Car 3 - Telitz, Aaron

Lap	T/SF to I1	I9 to SF	I1 to I2	I2 to I3	I3 to I4	I4 to I5	I5 to I6	I6 to I7	I7 to I8	I8 to I9	Lap	PI to PO	PO to SF	SF to PI	
20	T	6.7003	4.8016	9.8806	13.0260	9.8715	12.0742	7.9800	5.9023	7.5466	9.1901	86.9732			
	S	136.561	123.254	92.123	94.165	124.463	87.922	92.532	119.098	72.730	93.183	100.955			
21	T	6.6983	4.8003	9.8763	12.9641	9.8560	12.0323	8.0004	5.8864	7.6351	9.1196	86.8688			
	S	136.602	123.288	92.163	94.614	124.659	88.228	92.297	119.420	71.887	93.904	101.077			
22	T	6.7221	4.8193	9.9094	13.5140	10.1480	12.4367	8.2448	5.8784	7.6283	9.1875	88.4885			89.7222
	S	136.118	122.802	91.855	90.764	121.072	85.360	89.561	119.583	71.951	93.210	99.226			89.200
23	T				13.4222	9.9627	12.3498	8.0591	6.0143			492.9192	34.5789	457.3655	
	S				91.385	123.324	85.960	91.624	116.881			17.813	41.082	17.624	
24	T	6.7699	4.8802	9.9418	13.4635	10.7736	12.3935	7.9620	5.9596	7.6770	9.2556	89.0767			
	S	135.157	121.269	91.556	91.105	114.041	85.657	92.742	117.953	71.495	92.524	98.571			
25	T	6.7454	4.8515	9.9825	13.0635	9.8678	12.2421	8.3896	5.9420	7.5661	9.2358	87.8863			
	S	135.648	121.987	91.182	93.895	124.510	86.716	88.015	118.303	72.542	92.722	99.906			
26	T	6.7206	4.8381	9.9580	13.1566	9.9187	12.1537	8.0812	6.0074	7.7217	9.1496	87.7056			
	S	136.149	122.325	91.407	93.230	123.871	87.347	91.374	117.015	71.081	93.596	100.112			
27	T	6.7355	4.8729	9.9766	13.1194	9.8129	12.1448	8.1383	5.8819	7.6675	9.1591	87.5089			
	S	135.847	121.451	91.236	93.494	125.206	87.411	90.733	119.511	71.583	93.499	100.337			
28	T	6.6411	4.8207	10.2258	13.0832	9.8893	12.0895	8.0482	5.9152	7.7428	9.1069	87.5627			
	S	137.778	122.766	89.013	93.753	124.239	87.811	91.748	118.839	70.887	94.035	100.276			
29	T	6.7481	4.8359	10.0150	13.0979	9.8658	12.1642	8.0883	5.9624	7.6624	9.1852	87.6252			
	S	135.594	122.380	90.886	93.648	124.535	87.272	91.293	117.898	71.631	93.233	100.204			
30	T	6.6528	4.8132	10.0366	13.0664	9.8400	12.0205	8.2952	5.9310	7.7073	9.1884	87.5514			87.6250
	S	137.536	122.957	90.691	93.874	124.861	88.315	89.016	118.522	71.213	93.201	100.289			91.334
31	T								6.0084				33.1597		
	S								116.995				42.840		


Event: Promoter Test Day - IMS RC  
 Track: Indianapolis Motor Speedway RC  
 Report: Section Data Report  
 Session: Practice 2 - USF2000

2.439 mile(s)   
 USF2000  
 May 6, 2015

Section Data for Car 33 - Martin, Anthony (R)

Lap	T/SF to I1	I9 to SF	I1 to I2	I2 to I3	I3 to I4	I4 to I5	I5 to I6	I6 to I7	I7 to I8	I8 to I9	Lap	PI to PO	PO to SF	SF to PI
1	T	6.8378	4.9173	10.2819	13.4320	10.0131	12.4445	8.3233	6.0393	8.0078	9.4246	89.7216		
	S	133.815	120.354	88.527	91.319	122.703	85.306	88.716	116.397	68.541	90.865	97.863		
2	T	6.8637	4.9620	10.2725	13.9304	10.5900	12.7675	8.4863	5.9505	7.8977	9.4740	91.1946		
	S	133.310	119.270	88.608	88.051	116.019	83.148	87.012	118.134	69.497	90.391	96.282		
3	T	6.7859	4.8897	10.2300	13.4321	9.9855	12.2970	8.3424	6.0582	7.9044	9.3821	89.3073		
	S	134.838	121.034	88.976	91.318	123.042	86.329	88.513	116.034	69.438	91.276	98.317		
4	T	6.7973	4.8877	10.1319	13.4125	9.9858	12.2225	8.3146	5.9599	7.8349	9.2508	88.7979		
	S	134.612	121.083	89.838	91.451	123.038	86.855	88.809	117.947	70.054	92.572	98.881		
5	T	6.8139	4.9023	10.1694	13.4773	10.0002	12.3076	8.2910	5.9708	7.8014	9.2653	88.9992		
	S	134.284	120.723	89.506	91.012	122.861	86.255	89.062	117.732	70.355	92.427	98.657		
6	T	6.8006	4.9036	10.2166	13.5260	9.9025	14.8292	8.5165	6.3454	8.3904	9.1981	92.6289		92.4391
	S	134.547	120.691	89.093	90.684	124.073	71.588	86.703	110.782	65.416	93.102	94.791		86.578
7	T				14.1177	9.9808	12.4524	8.1618	6.1215			504.3905	32.8210	470.7356
	S				86.883	123.100	85.252	90.471	114.834			17.408	43.282	17.124
8	T	6.8425	4.9043	10.2193	13.2920	9.9784	13.8990	8.2677	5.9489	7.7878	9.1728	90.3127		
	S	133.723	120.673	89.069	92.280	123.130	76.379	89.313	118.165	70.477	93.359	97.222		
9	T	6.7963	4.8763	10.2257	13.2464	9.8869	12.3588	8.2667	5.9081	7.8020	9.0965	88.4637		
	S	134.632	121.366	89.014	92.598	124.269	85.898	89.323	118.981	70.349	94.142	99.254		
10	T	6.7981	4.8747	10.1795	13.3036	9.9136	12.3223	8.2057	5.9324	7.6854	9.2494	88.4647		
	S	134.596	121.406	89.418	92.200	123.934	86.152	89.987	118.494	71.416	92.586	99.253		
11	T	6.7704	4.8922	10.3190	13.2970	9.8761	12.2372	8.2031	5.9218	7.7790	9.3409	88.6367		
	S	135.147	120.972	88.209	92.246	124.405	86.751	90.016	118.706	70.557	91.679	99.061		
12	T	6.7967	4.8649	10.2111	13.2467	9.8990	12.2313	8.1959	5.9231	7.6384	9.3327	88.3398		
	S	134.624	121.651	89.141	92.596	124.117	86.793	90.095	118.680	71.856	91.759	99.393		
13	T	6.8169	4.8723	10.1807	13.3373	10.2135	13.0250	8.4205	5.9244	7.7899	9.2795	89.8600		92.0166
	S	134.225	121.466	89.407	91.967	120.295	81.504	87.692	118.654	70.458	92.286	97.712		86.975
14	T								6.8830				35.7299	
	S								102.129				39.759	

Event: Promoter Test Day - IMS RC  
 Track: Indianapolis Motor Speedway RC  
 Report: Section Data Report  
 Session: Practice 2 - USF2000



2.439 mile(s)   
 USF2000  
 May 6, 2015

Section Data for Car 5 - Andres Soori, Keyvan

Lap	T/SF to I1	I9 to SF	I1 to I2	I2 to I3	I3 to I4	I4 to I5	I5 to I6	I6 to I7	I7 to I8	I8 to I9	Lap	PI to PO	PO to SF	SF to PI
1	T	6.9024	4.9246	10.2225	13.3730	10.0423	12.4885	8.2363	6.1101	8.0569	9.2120	89.5686		92.1016
	S	132.563	120.176	89.042	91.721	122.346	85.005	89.653	115.048	68.123	92.962	98.030		87.521
2	T	6.8266	4.9211	10.1962	13.2404	9.9885	12.2354	8.2597	5.9932	7.7060	9.2647	88.6318		
	S	134.035	120.261	89.271	92.640	123.005	86.764	89.399	117.292	71.225	92.433	99.066		
3	T	6.8348	4.9331			10.0044	12.3167	8.1359	5.9734	7.7824	9.3313	104.0680		
	S	133.874	119.969			122.810	86.191	90.759	117.681	70.526	91.773	84.372		
4	T	6.8395	4.9413	10.1476	13.1535	9.9627	12.2890	8.3104	5.9252	7.6626	9.2677	88.4995		
	S	133.782	119.770	89.699	93.252	123.324	86.385	88.854	118.638	71.629	92.403	99.214		
5	T	6.8097	4.9256	10.2380	13.2156	9.9164	12.9238	8.3907	5.9688	7.7189	9.2918	89.3993		
	S	134.367	120.151	88.907	92.814	123.899	82.142	88.003	117.772	71.106	92.163	98.216		
6	T	6.7996	4.9154	10.2492	13.4105	9.9498	12.7581	8.2159	5.9873	7.7072	9.3531	89.3461		
	S	134.567	120.401	88.810	91.465	123.484	83.209	89.876	117.408	71.214	91.559	98.274		
7	T	6.8095	4.9158	10.1474	13.1645	9.9360	12.1972	8.1907	5.9581	7.9487	9.2823	88.5502		
	S	134.371	120.391	89.701	93.174	123.655	87.036	90.152	117.983	69.051	92.258	99.157		
8	T	6.7903	4.9249	10.1761	13.0784	9.9735	12.1829	8.2443	5.9801	7.7285	9.2067	88.2857		89.3861
	S	134.751	120.169	89.448	93.788	123.190	87.138	89.566	117.549	71.018	93.015	99.454		89.535
9	T				13.3709	9.9523	12.4183	8.1452	6.0131			319.6473	230.4015	88.1538
	S				91.736	123.453	85.486	90.656	116.904			27.469	6.166	91.440
10	T	6.7932	5.6559	10.1823	13.1091	9.8424	13.1661	8.1951	6.0066	7.6780	8.5081	89.1368		
	S	134.694	104.637	89.393	93.568	124.831	80.631	90.104	117.030	71.485	100.653	98.505		
11	T	6.8625	4.9451	10.1684	13.1051	9.9670	12.1604	8.1563	5.9259	7.6198	9.2582	88.1687		
	S	133.333	119.678	89.515	93.596	123.270	87.299	90.532	118.624	72.031	92.498	99.586		
12	T	6.8122	4.9361			9.9096	12.2137	8.1815	5.9315	7.6739	9.2838	90.6524		
	S	134.318	119.896			123.984	86.918	90.254	118.512	71.523	92.243	96.858		
13	T	6.8323	4.9485	10.4937	13.7438	9.9150	16.1368	9.4385	5.9590	7.7188	9.5027	94.6891		
	S	133.923	119.595	86.740	89.247	123.917	65.787	78.234	117.965	71.107	90.118	92.729		
14	T	6.8758	4.9332	10.1796	13.1410	9.8870	12.5333	8.3635	6.1661	7.7211	9.4406	89.2412		
	S	133.075	119.966	89.417	93.341	124.268	84.702	88.289	114.003	71.086	90.711	98.390		
15	T	6.8551	4.9317	10.2263	13.0741	9.9486	12.2164	8.1322	5.9874	7.8119	9.2062	88.3899		
	S	133.477	120.003	89.008	93.818	123.498	86.899	90.801	117.406	70.260	93.020	99.337		
16	T	6.8413	4.9355	10.1439	13.0579	9.9407	12.1894	8.1834	5.9737	7.7882	9.1744	88.2284		87.3345
	S	133.747	119.910	89.731	93.935	123.597	87.091	90.233	117.675	70.474	93.343	99.519		91.638
17	T				13.3047	10.1147	12.3428	8.1604	6.0327			313.5849	225.4794	88.9462
	S				92.192	121.470	86.009	90.487	116.524			28.000	6.300	90.626
18	T	6.8338	4.9134	10.0909	13.2240	10.0441	12.2644	8.2044	5.9685	7.6474	9.2893	88.4802		
	S	133.893	120.450	90.203	92.755	122.324	86.559	90.002	117.777	71.771	92.188	99.236		
19	T	6.8115	4.9366	10.1247	13.2112	10.0369	12.1953	8.2264	5.9980	7.6214	9.4398	88.6018		
	S	134.332	119.884	89.902	92.845	122.412	87.049	89.761	117.198	72.016	90.718	99.100		




Event: Promoter Test Day - IMS RC  
Track: Indianapolis Motor Speedway RC  
Report: Section Data Report  
Session: Practice 2 - USF2000

2.439 mile(s)   
USF2000   
May 6, 2015

Section Data for Car 5 - Andres Soori, Keyvan

Lap	T/SF to I1	I9 to SF	I1 to I2	I2 to I3	I3 to I4	I4 to I5	I5 to I6	I6 to I7	I7 to I8	I8 to I9	Lap	PI to PO	PO to SF	SF to PI	
20	T	6.8262	4.9260	10.1708	13.2207	10.0781	12.2015	8.2184	5.9825	7.6457	9.3332	88.6031			
	S	134.042	120.142	89.494	92.778	121.912	87.005	89.848	117.502	71.787	91.755	99.098			
21	T	6.8384	4.9291	10.2912	13.2917	10.0755	12.1467	8.2397	6.0034	7.6126	9.3207	88.7490			
	S	133.803	120.066	88.447	92.282	121.943	87.397	89.616	117.093	72.099	91.878	98.935			
22	T	6.8651	4.9397	10.1797	13.1670	10.0877	12.1772	8.2591	6.0108	7.7073	9.2223	88.6159			86.8664
	S	133.283	119.809	89.416	93.156	121.795	87.179	89.406	116.949	71.213	92.858	99.084			92.132
23	T				13.1703	9.9862	12.3330	8.2026	6.1421			310.8114	222.3074	91.3000	
	S				93.133	123.033	86.077	90.021	114.449			28.250	6.390	88.289	
24	T	6.8525	4.9277	10.1310	13.2261	9.9786	12.2415	8.2047	6.0396	8.5325	9.4268	89.5610			
	S	133.528	120.100	89.846	92.740	123.127	86.721	89.998	116.391	64.326	90.844	98.038			
25	T	6.8387	4.9512	10.1809	13.2358	9.9797	12.1050	8.2452	5.9735	7.6913	9.3273	88.5286			
	S	133.797	119.530	89.405	92.672	123.114	87.699	89.556	117.679	71.362	91.813	99.182			
26	T	6.8124	4.9414	10.2767	13.2495	9.9604	12.2716	8.2701	6.0035	7.7265	9.2452	88.7573			
	S	134.314	119.767	88.572	92.576	123.352	86.508	89.287	117.091	71.037	92.628	98.926			
27	T	6.8038	4.9189	10.1279	13.1639	9.9261	12.0859	19.4951	6.0054	7.7331	9.2543	99.5144			
	S	134.484	120.315	89.873	93.178	123.778	87.837	37.877	117.054	70.976	92.537	88.232			
28	T	6.8668	4.9491	10.1799	13.2006	10.0076	12.1687	8.2601	7.6400	8.0118	9.2515	90.5361			
	S	133.250	119.581	89.414	92.919	122.770	87.239	89.395	117.010	68.507	92.565	96.982			
29	T	6.8681	4.9447	10.1855	13.2183	10.0103	12.1522	8.3664	6.0490	7.7221	9.1955	88.7121			
	S	133.225	119.687	89.365	92.795	122.737	87.358	88.259	116.210	71.077	93.129	98.976			
30	T	6.8724	4.9391			10.0204	12.1981	8.2521	6.0459	7.7647	9.1369	91.6156			
	S	133.141	119.823			122.614	87.029	89.481	116.270	70.687	93.726	95.840			
31	T	6.8499	4.9334	10.1739	13.2100	10.0359	12.2390	8.2456	6.0434	7.7073	9.2701	88.7085			
	S	133.579	119.962	89.467	92.853	122.424	86.738	89.552	116.318	71.213	92.379	98.980			
32	T	6.8567	4.9479	10.1437	13.1014	9.9832	12.2327	8.2875	6.0314	7.6808	9.2133	88.4786			89.7036
	S	133.446	119.610	89.733	93.623	123.070	86.783	89.099	116.549	71.459	92.949	99.238			89.218
33	T								6.2279				74.3342		
	S								112.872				19.111		


Event: Promoter Test Day - IMS RC  
Track: Indianapolis Motor Speedway RC  
Report: Section Data Report  
Session: Practice 2 - USF2000

2.439 mile(s)   
USF2000  
May 6, 2015

Section Data for Car 51 - Abel, Bill (R)

Lap	T/SF to I1	I9 to SF	I1 to I2	I2 to I3	I3 to I4	I4 to I5	I5 to I6	I6 to I7	I7 to I8	I8 to I9	Lap	PI to PO	PO to SF	SF to PI
1	T	7.1920	5.2412	12.1035	14.4749	10.3702	13.5310	8.8441	6.6927	8.9776	10.4578	97.8850		105.0663
	S	127.225	112.917	75.204	84.739	118.478	78.456	83.492	105.033	61.137	81.888	89.701		76.721
2	T	7.0995	5.0945	10.8588	13.9298	10.2984	13.2522	8.7386	6.2719	8.2017	9.6454	93.3908		
	S	128.882	116.168	83.824	88.055	119.304	80.107	84.500	112.080	66.921	88.785	94.018		
3	T	7.1161	5.0815	10.9181	13.7249	10.2960	13.0743	8.9831	6.2851	8.3124	9.5223	93.3138		
	S	128.582	116.465	83.369	89.370	119.331	81.197	82.200	111.845	66.030	89.932	94.095		
4	T	7.0970	5.0790	10.8926	13.8826	10.3176	12.9476	8.6210	6.2885	8.1450	9.5069	92.7778		
	S	128.928	116.523	83.564	88.355	119.082	81.991	85.652	111.784	67.387	90.078	94.639		
5	T	7.0911	5.0757	10.7604	14.1809	10.3682	13.0488	8.5921	6.2145	8.0054	9.5512	92.8883		
	S	129.035	116.598	84.590	86.496	118.500	81.355	85.940	113.115	68.562	89.660	94.526		
6	T	7.1036	5.1030	11.0520	14.2700	10.6189	13.3311	8.6393	6.2429	8.3530	9.8420	94.5558		
	S	128.808	115.975	82.359	85.956	115.703	79.633	85.471	112.601	65.709	87.011	92.859		
7	T	7.0202	5.0494	10.7175	13.8783	10.2418	13.3554	8.7559	6.2991	8.2063	9.6097	93.1336		
	S	130.338	117.206	84.929	88.382	119.963	79.488	84.333	111.596	66.883	89.115	94.277		
8	T	7.0372	5.0710	10.7813	14.0093	10.2725	13.5121	8.5956	6.2217	8.1966	9.5623	93.2596		97.5017
	S	130.023	116.706	84.426	87.555	119.604	78.566	85.905	112.984	66.962	89.556	94.150		82.082
9	T				13.8878	10.3107	13.4520	8.7451	6.4071			320.5450	220.1866	96.3447
	S				88.321	119.161	78.917	84.437	109.715			27.392	6.452	83.666
10	T	7.1268	5.0937	10.8786	13.8822	10.2716	12.9540	8.3471	6.2737	8.1613	9.7513	92.7403		
	S	128.389	116.186	83.671	88.357	119.615	81.951	88.463	112.048	67.252	87.820	94.677		
11	T	7.1026	5.7400	11.0524	13.6298	10.1651	13.1149	8.4076	6.1498	8.0935	9.0745	92.5302		
	S	128.826	103.104	82.356	89.993	120.868	80.945	87.826	114.305	67.815	94.370	94.892		
12	T	7.0673	5.0457	11.7009	13.8879	10.1855	13.0155	8.5795	6.1711	8.1207	9.4877	93.2618		
	S	129.470	117.292	77.791	88.321	120.626	81.564	86.067	113.911	67.588	90.260	94.148		
13	T	7.0678	5.0132	10.8869	14.2669	10.2211	13.3697	8.5877	6.1639	7.9526	9.5934	93.1232		
	S	129.460	118.052	83.608	85.975	120.206	79.403	85.985	114.044	69.017	89.266	94.288		
14	T	7.0294	5.0315	11.0282	13.9989	10.1832	13.0207	8.5700	6.3108	8.4067	9.5362	93.1156		
	S	130.168	117.623	82.536	87.621	120.653	81.531	86.162	111.389	65.289	89.801	94.296		
15	T	7.0252	5.0268	10.8418	13.7546	10.1605	13.0055	8.4850	6.1206	8.1249	9.4801	92.0250		
	S	130.245	117.733	83.955	89.177	120.923	81.626	87.025	114.851	67.553	90.333	95.413		
16	T	7.0117	5.0404	10.6392	13.7539	10.2118	13.1241	8.3947	6.1153	8.0756	9.4292	91.7959		95.3783
	S	130.496	117.415	85.554	89.181	120.315	80.889	87.961	114.950	67.966	90.820	95.651		83.910
17	T				14.4995	10.4319	13.0290	8.6028	6.1900			688.3170	587.1041	97.9047
	S				84.595	117.777	81.479	85.834	113.563			12.756	2.420	82.333
18	T	7.1312	5.1185	10.8991	13.8863	10.2860	12.8504	8.4228	6.2152	7.7248	9.8762	92.4105		
	S	128.309	115.623	83.514	88.331	119.447	82.612	87.668	113.102	71.052	86.710	95.015		
19	T	7.1160	5.0830	10.5861	13.9390	10.2324	12.9797	8.3092	6.2117	7.7129	9.7828	91.9528		
	S	128.583	116.431	85.983	87.997	120.073	81.789	88.866	113.166	71.162	87.538	95.488		


Event: Promoter Test Day - IMS RC  
Track: Indianapolis Motor Speedway RC  
Report: Section Data Report  
Session: Practice 2 - USF2000

2.439 mile(s)   
USF2000  
May 6, 2015

Section Data for Car 51 - Abel, Bill (R)

Lap	T/SF to I1	I9 to SF	I1 to I2	I2 to I3	I3 to I4	I4 to I5	I5 to I6	I6 to I7	I7 to I8	I8 to I9	Lap	PI to PO	PO to SF	SF to PI	
20	T	7.1090	5.0658	11.2779	14.1176	10.5533	13.1029	8.7077	6.1328	8.1028	9.7133	93.8831			
	S	128.710	116.826	80.709	86.884	116.422	81.020	84.800	114.622	67.738	88.164	93.525			
21	T	7.0397	5.0945	10.7653	13.8232	10.3709	12.8673	8.4866	6.2391	8.5066	10.3441	93.5373			
	S	129.977	116.168	84.552	88.734	118.470	82.503	87.009	112.669	64.522	82.788	93.871			
22	T	7.0751	5.0821	10.7253	13.9148	10.5485	12.7970	8.5004	6.1809	7.7602	9.8252	92.4095			
	S	129.327	116.452	84.867	88.150	116.475	82.956	86.868	113.730	70.728	87.160	95.016			
23	T	7.0194	5.0320	10.7112	14.6310	31.1521	14.1293	8.6879	6.1179	7.9578	9.4618	114.9004			
	S	130.353	117.611	84.979	83.835	39.440	75.134	84.993	114.901	68.972	90.507	76.417			
24	T	6.9890	5.0152	10.7849	13.7651	10.2223	12.8681	8.3850	6.2108	8.3200	9.5651	92.1255			
	S	130.920	118.005	84.398	89.109	120.192	82.498	88.063	113.183	65.969	89.530	95.309			
25	T	7.0075	5.0242	10.6162	13.6724	10.1919	13.1886	8.3559	6.0815	7.9251	9.4474	91.5107			
	S	130.574	117.794	85.739	89.713	120.550	80.493	88.370	115.589	69.256	90.645	95.949			
26	T	7.0205	5.0401	10.6112	13.7595	10.2838	12.5801	8.3659	6.1290	7.9698	9.3761	91.1360			
	S	130.333	117.422	85.780	89.145	119.473	84.387	88.264	114.693	68.868	91.335	96.344			
27	T	7.0380	5.0256	10.7322	13.7024	10.2646	12.6783	8.4959	6.0500	7.9442	9.5153	91.4465			
	S	130.009	117.761	84.813	89.517	119.696	83.733	86.914	116.191	69.090	89.999	96.017			
28	T	7.0297	5.0170	10.9658	13.5866	10.1425	12.4993	8.4193	6.1903	7.9236	9.3879	91.1620			
	S	130.162	117.963	83.006	90.279	121.137	84.932	87.704	113.557	69.269	91.220	96.316			
29	T	7.0246	5.7297	10.5211	13.5182	10.1760	12.8032	8.3965	6.0290	8.9750	8.8676	92.0409			93.1971
	S	130.257	103.290	86.514	90.736	120.739	82.916	87.942	116.596	61.155	96.572	95.397			85.874
30	T								6.2689						
	S								112.134						


Event: Promoter Test Day - IMS RC  
 Track: Indianapolis Motor Speedway RC  
 Report: Section Data Report  
 Session: Practice 2 - USF2000

2.439 mile(s)   
 USF2000  
 May 6, 2015

Section Data for Car 6 - Hanratty, Max (R)

Lap	T/SF to I1	I9 to SF	I1 to I2	I2 to I3	I3 to I4	I4 to I5	I5 to I6	I6 to I7	I7 to I8	I8 to I9	Lap	PI to PO	PO to SF	SF to PI
1	T	6.8652	4.9122	11.4084	13.8950	10.0491	12.9687	8.4578	6.2694	8.7490	9.4804	93.0552		97.1012
	S	133.281	120.479	79.786	88.276	122.263	81.858	87.305	112.125	62.734	90.330	94.357		83.014
2	T	6.8870	4.9461	10.3203	13.5097	10.1793	12.6009	8.3237	6.1098	8.1523	9.3756	90.4047		
	S	132.859	119.654	88.198	90.793	120.699	84.247	88.712	115.054	67.326	91.340	97.123		
3	T	6.8806	4.9489	10.2691	13.6423	10.0690	12.4713	8.2796	6.0851	8.0051	9.3699	90.0209		
	S	132.983	119.586	88.637	89.911	122.022	85.123	89.184	115.521	68.564	91.395	97.537		
4	T	6.8522	4.9247	10.3474	13.6002	10.0593	13.8261	8.2619	6.0009	7.9779	9.3134	91.1640		
	S	133.534	120.173	87.967	90.189	122.139	76.782	89.375	117.142	68.798	91.950	96.314		
5	T	6.8799	4.9493	10.5110	13.4639	10.1070	12.4319	8.2447	6.0857	8.0299	9.4360	90.1393		
	S	132.996	119.576	86.598	91.102	121.563	85.392	89.562	115.509	68.352	90.755	97.409		
6	T	6.8617	4.9241	10.3859	13.3366	10.1006	12.4099	8.2967	6.0036	7.8649	9.3499	89.5339		
	S	133.349	120.188	87.641	91.972	121.640	85.544	89.000	117.089	69.786	91.591	98.068		
7	T	6.8462	4.9199	10.2924	13.3607	10.0759	12.3990	8.2657	6.0040	7.9453	9.3472	89.4563		
	S	133.651	120.291	88.437	91.806	121.938	85.619	89.334	117.081	69.080	91.617	98.153		
8	T	6.8095	4.9173	10.3931	13.3637	10.0548	12.3411	8.3560	6.0146	7.8640	9.4222	89.5363		
	S	134.371	120.354	87.580	91.785	122.194	86.021	88.369	116.875	69.794	90.888	98.065		
9	T	6.8352	4.9293	10.5169	13.4739	10.1414	12.7460	9.0119	6.0132	7.9044	9.3932	90.9654		
	S	133.866	120.061	86.549	91.035	121.151	83.288	81.937	116.902	69.438	91.168	96.525		
10	T	6.8737	4.9458	10.3393	13.3875	10.2778	12.5735	8.4530	6.2122	8.0683	9.3724	90.5035		
	S	133.116	119.661	88.036	91.622	119.543	84.431	87.355	113.157	68.027	91.371	97.017		
11	T	6.8939	4.9524	10.4896	13.3558	10.0834	12.5345	8.3198	6.0285	7.8766	9.4254	89.9599		
	S	132.726	119.501	86.774	91.840	121.847	84.694	88.753	116.605	69.683	90.857	97.603		
12	T	6.8944	4.9444	10.3099	13.3174	10.0965	12.4894	8.2875	6.0120	7.8970	9.4487	89.6972		90.6877
	S	132.716	119.695	88.287	92.104	121.689	84.999	89.099	116.925	69.503	90.633	97.889		88.250
13	T				14.3466	10.3984	13.5868	8.7107	6.0200			261.9463	165.9101	95.1665
	S				85.497	118.156	78.134	84.770	116.770			33.520	8.562	84.702
14	T	6.9311	4.9425	10.4949	14.6477	10.4846	12.7523	8.3152	6.1505	8.0025	9.3274	92.0487		
	S	132.014	119.741	86.730	83.739	117.185	83.247	88.802	114.292	68.587	91.812	95.389		
15	T	6.9039	4.9288	10.6463	14.0181	10.1094	12.5630	8.2055	6.0122	7.8444	9.2514	90.4830		
	S	132.534	120.073	85.497	87.501	121.534	84.501	89.990	116.921	69.969	92.566	97.039		
16	T	6.8686	4.9234	10.3326	13.4477	10.0113	12.3920	8.2460	5.9880	7.9470	9.2376	89.3942		
	S	133.215	120.205	88.093	91.212	122.725	85.667	89.548	117.394	69.066	92.704	98.221		
17	T	6.8144	4.9195	10.2390	13.3023	10.0128	12.3548	8.2707	5.9850	7.8112	9.2408	88.9505		
	S	134.274	120.300	88.898	92.209	122.707	85.925	89.280	117.453	70.266	92.672	98.711		
18	T	6.8259	4.9293	10.1118	13.7369	9.9887	12.4580	8.3067	5.9751	7.8475	9.1695	89.3494		
	S	134.048	120.061	90.016	89.292	123.003	85.214	88.893	117.647	69.941	93.393	98.270		
19	T	6.8391	4.9320	10.3421	13.2370	10.0553	12.1855	8.4272	6.0191	8.0396	9.2455	89.3224		
	S	133.790	119.996	88.012	92.664	122.188	87.119	87.622	116.787	68.270	92.625	98.300		


Event: Promoter Test Day - IMS RC  
Track: Indianapolis Motor Speedway RC  
Report: Section Data Report  
Session: Practice 2 - USF2000

2.439 mile(s)   
USF2000  
May 6, 2015

Section Data for Car 6 - Hanratty, Max (R)

Lap	T/SF to I1	I9 to SF	I1 to I2	I2 to I3	I3 to I4	I4 to I5	I5 to I6	I6 to I7	I7 to I8	I8 to I9	Lap	PI to PO	PO to SF	SF to PI
20	T	6.8730	4.9274			10.1211	12.5378	8.2186	6.0097	7.8739	9.2078	96.8388		
	S	133.130	120.108			121.394	84.671	89.846	116.970	69.707	93.004	90.670		
21	T	6.7742	4.8750	10.1606	13.2177	9.9820	12.2282	8.2653	5.9763	7.9349	9.1846	88.5988		
	S	135.071	121.399	89.584	92.799	123.085	86.815	89.338	117.624	69.171	93.239	99.103		
22	T	6.7615	4.8818	10.2462	13.3773	10.0073	12.2850	8.2182	5.9555	7.8550	9.1935	88.7813		
	S	135.325	121.230	88.836	91.692	122.774	86.414	89.850	118.035	69.874	93.149	98.899		
23	T	6.7585	4.8816	10.1864	13.2815	10.0623	12.2493	8.4285	5.9885	7.9005	9.2428	88.9799		
	S	135.385	121.234	89.357	92.353	122.103	86.665	87.609	117.384	69.472	92.652	98.678		
24	T	6.8386	4.9155	10.3230	14.0963	10.3512	12.5822	8.3172	6.0304	7.8964	9.2349	90.5857		91.9440
	S	133.799	120.398	88.175	87.015	118.695	84.372	88.781	116.568	69.508	92.731	96.929		87.044
25	T				13.9280	10.3466	12.8041	8.3484	6.0553			275.2822	181.2257	92.9080
	S				88.067	118.748	82.910	88.449	116.089			31.896	7.839	86.761
26	T	6.9241	4.9537	10.3384	13.4117	10.0940	12.2662	8.4786	6.0563	8.0396	9.2374	89.8000		
	S	132.147	119.470	88.043	91.457	121.719	86.546	87.091	116.070	68.270	92.706	97.777		
27	T	6.9228	4.9629	10.3039	13.2410	10.0369	12.2833	8.3094	6.0557	7.9420	9.3116	89.3695		
	S	132.172	119.248	88.338	92.636	122.412	86.426	88.864	116.081	69.109	91.967	98.248		
28	T	6.9100	4.9693	10.1667	13.2926	10.0466	12.2662	8.4220	6.0061	7.7163	9.4838	89.2796		
	S	132.417	119.095	89.530	92.276	122.294	86.546	87.676	117.040	71.130	90.298	98.347		
29	T	6.8697	4.9474			10.1408	12.3460	8.2468	5.9911	7.7941	9.3650	93.3686		
	S	133.194	119.622			121.158	85.987	89.539	117.333	70.420	91.443	94.040		
30	T	6.8660	4.9508	10.2705	13.2640	10.0304	12.2741	8.2893	6.0164	7.8912	9.2531	89.1058		
	S	133.265	119.540	88.625	92.475	122.491	86.490	89.080	116.840	69.554	92.549	98.539		
31	T	6.8700	4.9397	10.3283	13.2047	10.0288	12.2099	8.2957	6.0034	7.8302	9.2540	88.9647		
	S	133.188	119.809	88.129	92.890	122.511	86.945	89.011	117.093	70.096	92.540	98.695		
32	T	6.8855	4.9473	10.1858	13.2597	10.0560	12.2176	8.4438	5.9993	7.8511	9.2489	89.0950		
	S	132.888	119.624	89.362	92.505	122.179	86.890	87.450	117.173	69.909	92.591	98.551		
33	T	6.8944	4.9405	10.4030	13.3948	10.2139	12.2891	8.3728	5.9886	7.7214	9.2793	89.4978		
	S	132.716	119.789	87.497	91.572	120.291	86.385	88.191	117.382	71.083	92.288	98.107		
34	T	6.8960	4.9313	10.3565	13.3300	10.0933	12.2126	8.3938	5.9894	7.8524	9.2876	89.3429		
	S	132.686	120.013	87.889	92.017	121.728	86.926	87.971	117.366	69.898	92.205	98.278		
35	T	6.9087	4.9703	10.3756	13.3030	10.0329	12.6369	9.1206	6.0301	7.8164	9.4761	90.6706		
	S	132.442	119.071	87.728	92.204	122.461	84.007	80.961	116.574	70.219	90.371	96.838		
36	T	6.8929	4.9498	10.9718	13.7144	10.1310	12.5599	8.3338	7.2666	8.0889	9.4267			94.8490
	S	132.745	119.564	82.961	89.438	121.275	84.522	88.604	96.738	67.854	90.844			84.378



Event: Promoter Test Day - IMS RC  
Track: Indianapolis Motor Speedway RC  
Report: Section Data Report  
Session: Practice 2 - USF2000

2.439 mile(s)   
USF2000  
May 6, 2015

Section Data for Car 80 - Thompson, Parker (R)

Lap	T/SF to I1	I9 to SF	I1 to I2	I2 to I3	I3 to I4	I4 to I5	I5 to I6	I6 to I7	I7 to I8	I8 to I9	Lap	PI to PO	PO to SF	SF to PI	
1	T	6.8083	4.9308	10.3799	13.6606	10.0466	12.2518	8.4317	6.2184	8.2228	9.2751	90.2260		92.2601	
	S	134.395	120.025	87.691	89.790	122.294	86.648	87.575	113.044	66.749	92.329	97.316		87.370	
2	T	6.8344	4.9072	10.1893	13.4718	10.0478	12.2669	8.2899	6.0840	7.8748	9.2956	89.2617			
	S	133.882	120.602	89.332	91.049	122.279	86.541	89.073	115.542	69.699	92.126	98.367			
3	T	6.8765	4.9370	10.0508	13.1475	10.0434	12.3063	8.1790	6.0357	7.7364	9.2992	88.6118			
	S	133.062	119.874	90.563	93.295	122.333	86.264	90.281	116.466	70.946	92.090	99.088			
4	T	6.9054	4.9355	10.0890	13.1405	10.0336	12.1792	8.1844	5.9843	7.6712	9.3503	88.4734			
	S	132.505	119.910	90.220	93.344	122.452	87.164	90.222	117.466	71.549	91.587	99.243			
5	T	6.9067	4.9341	10.1502	13.1536	10.0464	12.1557	8.2770	6.0074	7.7267	9.2851	88.6429			
	S	132.480	119.945	89.676	93.251	122.296	87.333	89.212	117.015	71.035	92.230	99.054			
6	T	6.9183	4.9472	10.1085	13.1595	10.0288	12.0749	8.2056	6.0016	7.7373	9.3305	88.5122			
	S	132.258	119.627	90.046	93.210	122.511	87.917	89.988	117.128	70.937	91.781	99.200			
7	T	6.8995	4.9200	10.0997	13.0979	10.0270	12.1220	8.2775	6.0183	7.7142	9.3503	88.5264		86.2891	
	S	132.618	120.288	90.124	93.648	122.533	87.576	89.207	116.803	71.150	91.587	99.184		92.748	
8	T				13.5728	10.2638	13.2666	8.3484	6.1099			194.2566	107.2130	89.3950	
	S				90.371	119.706	80.020	88.449	115.052			45.200	13.250	90.171	
9	T	6.9016	4.9482	10.0783	13.1642	10.0475	12.2202	8.1442	6.0080	7.8162	9.3445	88.6729			
	S	132.578	119.603	90.316	93.176	122.283	86.872	90.667	117.003	70.221	91.644	99.020			
10	T	6.8957	4.9369	10.0284	13.0113	10.0132	12.1621	8.1210	6.0178	7.6697	9.2447	88.1008			
	S	132.691	119.876	90.765	94.271	122.702	87.287	90.926	116.813	71.563	92.633	99.663			
11	T	6.8242	4.9035	10.3594	14.0864	10.1018	12.1295	8.0492	5.9739	7.7283	9.2905	89.4467			
	S	134.082	120.693	87.865	87.076	121.625	87.521	91.737	117.671	71.020	92.176	98.163			
12	T	6.9400	4.9502	10.0783	13.0556	10.0827	12.0465	8.1550	5.9835	7.5663	9.2842	88.1423			
	S	131.844	119.554	90.316	93.951	121.856	88.124	90.547	117.482	72.541	92.239	99.616			
13	T	6.9483	4.9974	10.1031	13.1477	10.0245	12.0910	8.1131	5.9942	7.5031	9.9020	88.8244		84.9377	
	S	131.687	118.425	90.094	93.293	122.563	87.800	91.014	117.272	73.152	86.484	98.851		94.224	
14	T				13.2747	10.0248	12.2044	8.1210	6.0636			280.8673	197.5542	86.6838	
	S				92.401	122.560	86.984	90.926	115.930			31.262	7.191	92.991	
15	T	6.8701	4.9142	9.9878	13.0244	9.9235	11.9892	8.1213	6.0235	7.6538	9.2892	87.7970			
	S	133.186	120.430	91.134	94.176	123.811	88.546	90.923	116.702	71.711	92.189	100.008			
16	T	6.8075	4.9105	9.9784	13.1677	9.9864	12.0435	8.2587	5.9700	7.5891	9.2878	87.9996			
	S	134.411	120.521	91.220	93.151	123.031	88.146	89.410	117.748	72.323	92.203	99.778			
17	T	6.7695	4.9015	10.1572	13.6619	9.9680	12.6230	8.4282	5.9499	7.7576	9.2516	89.4684		87.4759	
	S	135.165	120.742	89.614	89.782	123.258	84.100	87.612	118.146	70.752	92.564	98.140		91.490	
18	T				14.0291	10.2514	12.7225	8.3575	6.0729			387.4708	298.3391	91.1821	
	S				87.432	119.851	83.442	88.353	115.753			22.661	4.762	88.403	
19	T	6.8805	4.8985	10.0094	12.9992	10.0592	12.0141	8.1562	6.0696	7.7682	9.1822	88.0371			
	S	132.985	120.816	90.937	94.359	122.141	88.362	90.533	115.816	70.655	93.263	99.735			


Event: Promoter Test Day - IMS RC  
Track: Indianapolis Motor Speedway RC  
Report: Section Data Report  
Session: Practice 2 - USF2000

2.439 mile(s)   
USF2000   
May 6, 2015

Section Data for Car 80 - Thompson, Parker (R)

Lap	T/SF to I1	I9 to SF	I1 to I2	I2 to I3	I3 to I4	I4 to I5	I5 to I6	I6 to I7	I7 to I8	I8 to I9	Lap	PI to PO	PO to SF	SF to PI	
20	T	6.8924	4.9178	9.9831	13.0254	10.0771	12.0417	8.0758	6.0080	7.6189	9.2077	87.8479			
	S	132.755	120.342	91.177	94.169	121.924	88.160	91.435	117.003	72.040	93.005	99.950			
21	T	6.9152	4.9341	10.0458	13.1870	10.1136	11.9805	8.1063	5.9922	7.5573	9.2751	88.1071			
	S	132.317	119.945	90.608	93.015	121.484	88.610	91.091	117.312	72.627	92.329	99.656			
22	T	6.9366	4.9390	9.9428	13.1653	10.0309	12.0339	8.0929	5.9549	7.6466	9.2247	87.9676			
	S	131.909	119.826	91.546	93.168	122.485	88.217	91.242	118.046	71.779	92.834	99.814			
23	T	6.9008	4.9382	9.9599	13.1543	10.0152	12.1067	8.1015	6.0462	7.6013	9.3338	88.1579		85.7784	
	S	132.593	119.845	91.389	93.246	122.677	87.686	91.145	116.264	72.207	91.749	99.599		93.301	
24	T				13.2553	10.0773	12.2678	8.1319	5.9897			248.1849	163.3986	87.1764	
	S				92.536	121.921	86.535	90.804	117.361			35.378	8.694	92.465	
25	T	6.9261	4.9625	10.0223	13.1040	10.0531	12.0493	8.0988	6.0429	7.6458	9.2789	88.1837			
	S	132.109	119.258	90.820	93.604	122.215	88.104	91.175	116.327	71.786	92.292	99.569			
26	T	6.8978	4.9493	9.9920	13.2611	10.0645	11.9870	8.2429	5.9953	7.5653	9.2774	88.2326			
	S	132.651	119.576	91.096	92.495	122.076	88.562	89.581	117.251	72.550	92.306	99.514			
27	T	6.8917	4.9464	10.0413	13.1543	10.0601	12.0124	8.3860	6.0448	7.5978	9.3208	88.4556			
	S	132.768	119.646	90.648	93.246	122.130	88.375	88.053	116.291	72.240	91.877	99.263			
28	T	6.9220	4.9596	10.0730	13.0820	9.9976	12.1420	8.2531	6.0486	7.6437	9.3528	88.4744			
	S	132.187	119.328	90.363	93.762	122.893	87.431	89.471	116.218	71.806	91.562	99.242			
29	T	6.9200	4.9549	10.0951	13.1666	10.0587	12.0946	8.1798	6.0570	7.6907	9.2898	88.5072			
	S	132.225	119.441	90.165	93.159	122.147	87.774	90.272	116.057	71.367	92.183	99.205			
30	T	6.9096	4.9305	10.0358	13.2370	10.0840	12.3069	8.2013	6.0105	7.6984	9.2222	88.6362			
	S	132.424	120.032	90.698	92.664	121.840	86.260	90.036	116.954	71.296	92.859	99.061			
31	T	6.9137	4.9323	12.6583	15.2044	10.3787	13.9397	8.7153	6.0432	7.6992	9.2685	95.7533			
	S	132.346	119.988	71.908	80.673	118.381	76.156	84.726	116.322	71.288	92.395	91.698			
32	T	6.9359	4.9565	10.1429	13.1152	10.0178	12.0820	8.1377	6.1182	7.8239	9.3113	88.6414		91.2991	
	S	131.922	119.402	89.740	93.524	122.645	87.865	90.739	114.896	70.152	91.970	99.055		87.659	
33	T								6.0424						
	S							116.337							

Event: Promoter Test Day - IMS RC  
Track: Indianapolis Motor Speedway RC  
Report: Section Data Report  
Session: Practice 2 - USF2000


2.439 mile(s)   
USF2000  
May 6, 2015

Section Data for Car 81 - Agren, Ayla (R)

Lap	T/SF to I1	I9 to SF	I1 to I2	I2 to I3	I3 to I4	I4 to I5	I5 to I6	I6 to I7	I7 to I8	I8 to I9	Lap	PI to PO	PO to SF	SF to PI
1	T	6.9540	4.9807	11.0144	13.5516	10.1113	12.4966	8.4504	6.1871	8.8793	9.5035	92.1289		96.0222
	S	131.579	118.822	82.640	90.513	121.511	84.950	87.382	113.616	61.814	90.110	95.306		83.947
2	T	6.8989	4.9372	10.3150	13.2323	10.0475	12.3246	8.2340	6.0583	7.7563	9.2652	89.0693		
	S	132.630	119.869	88.243	92.697	122.283	86.136	89.678	116.032	70.764	92.428	98.579		
3	T	6.8469	4.9191	10.1859	13.2660	9.9602	12.3079	8.2137	5.9738	7.6931	9.3641	88.7307		
	S	133.637	120.310	89.361	92.461	123.355	86.253	89.900	117.673	71.345	91.452	98.956		
4	T	6.8296	4.9333	10.6981	13.1874	9.9006	12.5503	8.4005	5.9683	7.7649	9.2697	89.5027		
	S	133.976	119.964	85.083	93.012	124.097	84.587	87.901	117.781	70.685	92.383	98.102		
5	T	6.8879	4.9218	10.2153	13.1249	10.0009	12.3744	8.2471	5.9683	7.7159	9.2315	88.6880		
	S	132.842	120.244	89.104	93.455	122.853	85.789	89.536	117.781	71.134	92.765	99.003		
6	T	6.8804	4.9053	10.2040	13.2011	9.9604	12.2152	8.3337	5.9538	7.6918	9.1869	88.5326		
	S	132.986	120.649	89.203	92.916	123.352	86.907	88.605	118.068	71.357	93.216	99.177		
7	T	6.8741	4.8988	10.7266	13.3812	9.9978	12.7144	8.1871	5.9444	7.9583	9.1969	89.8796		90.3196
	S	133.108	120.809	84.857	91.665	122.891	83.495	90.192	118.255	68.967	93.114	97.691		88.610
8	T				13.7327	10.1822	12.7879	8.2836	5.9932			215.1435	122.8051	91.7728
	S				89.319	120.665	83.015	89.141	117.292			40.812	11.568	87.834
9	T	6.9716	5.0026	10.2893	13.1458	10.0220	12.3444	8.1979	5.9909	7.5370	9.3423	88.8438		
	S	131.247	118.302	88.463	93.307	122.594	85.998	90.073	117.337	72.823	91.665	98.830		
10	T	6.8431	4.9057	10.6058	13.1853	10.0089	12.6211	8.1862	5.9901	8.3158	9.1827	89.8447		
	S	133.711	120.639	85.824	93.027	122.754	84.112	90.202	117.353	66.003	93.258	97.729		
11	T	6.8314	4.9028	10.5743	13.1096	10.0256	12.2203	8.1212	5.9364	7.8178	9.2335	88.7729		
	S	133.940	120.710	86.079	93.564	122.550	86.871	90.924	118.414	70.207	92.745	98.909		
12	T	6.9282	4.9324	10.1626	13.1722	10.0131	12.0996	8.1502	5.9154	7.5952	9.2931	88.2620		
	S	132.069	119.986	89.566	93.120	122.703	87.738	90.600	118.835	72.265	92.150	99.481		
13	T	6.9205	4.9208	10.2004	13.1529	9.9803	12.1493	8.5880	5.9760	7.5614	9.3203	88.7699		
	S	132.216	120.269	89.234	93.256	123.106	87.379	85.981	117.630	72.588	91.882	98.912		
14	T	6.9064	4.9174	10.5019	13.1899	9.9653	12.0085	8.2474	6.0859	7.6469	9.2731	88.7427		
	S	132.486	120.352	86.673	92.995	123.291	88.403	89.532	115.505	71.776	92.349	98.942		
15	T	6.8940	4.8863	11.1425	13.3811	9.9498	12.8308	8.0924	5.9613	7.7185	9.1926	90.0493		
	S	132.724	121.118	81.690	91.666	123.484	82.738	91.247	117.920	71.110	93.158	97.507		
16	T	6.9157	4.8937	10.2258	13.1754	9.9570	12.1565	8.1309	5.9399	7.7555	9.1748	88.3252		88.4562
	S	132.308	120.935	89.013	93.097	123.394	87.327	90.815	118.345	70.771	93.339	99.410		90.476
17	T				14.1116	10.2261	13.1001	8.4724	5.9504			253.4920	157.1986	96.3433
	S				86.921	120.147	81.037	87.155	118.136			34.638	9.037	83.667
18	T	6.8136	4.8667	10.4453	13.2156	9.9872	12.4280	8.1328	5.9786	7.9482	9.1513	88.9673		
	S	134.290	121.606	87.142	92.814	123.021	85.419	90.794	117.578	69.055	93.578	98.692		
19	T	6.8340	4.8823	10.2307	13.1693	9.9473	12.2070	8.0988	5.8751	7.7988	9.2191	88.2624		
	S	133.889	121.217	88.970	93.140	123.515	86.966	91.175	119.650	70.378	92.890	99.481		




Event: Promoter Test Day - IMS RC  
 Track: Indianapolis Motor Speedway RC  
 Report: Section Data Report  
 Session: Practice 2 - USF2000

2.439 mile(s)   
 USF2000  
 May 6, 2015

Section Data for Car 81 - Agren, Ayla (R)

Lap	T/SF to I1	I9 to SF	I1 to I2	I2 to I3	I3 to I4	I4 to I5	I5 to I6	I6 to I7	I7 to I8	I8 to I9	Lap	PI to PO	PO to SF	SF to PI	
20	T	6.6793	4.8110	10.3428	13.3038	9.8601	14.1168	9.9902	5.8567	7.8148	9.0978	91.8733			
	S	136.990	123.014	88.006	92.199	124.607	75.201	73.913	120.026	70.234	94.129	95.571			
21	T	6.7606	4.8423	9.9398	13.1869	9.9610	12.0433	8.1766	6.5029	7.8744	9.1764	88.4642			
	S	135.343	122.218	91.574	93.016	123.345	88.148	90.308	108.099	69.702	93.322	99.254			
22	T	6.7533	4.8285	10.0787	13.1723	9.9603	12.2335	8.0800	5.9351	7.6204	9.1158	87.7779			
	S	135.489	122.568	90.312	93.119	123.353	86.777	91.387	118.440	72.026	93.943	100.030			
23	T	6.7099	4.8643	10.3728	13.2463	9.9331	12.2387	8.2387	5.8749	7.9462	9.0867	88.5116			
	S	136.366	121.666	87.751	92.599	123.691	86.740	89.627	119.654	69.072	94.244	99.201			
24	T	6.8259	4.8648	10.0567	13.1788	9.9811	12.3811	8.0623	5.9268	7.9864	9.1223	88.3862			
	S	134.048	121.653	90.510	93.073	123.096	85.743	91.588	118.606	68.725	93.876	99.341			
25	T	6.8414	4.8741	10.0984	13.2077	13.8716	21.5563	12.8122	5.9021	7.6449	9.1656	105.9743			115.6894
	S	133.745	121.421	90.136	92.869	88.572	49.247	57.633	119.102	71.795	93.432	82.854			69.178
26	T				13.6720	10.0503	12.5958	8.2126	10.5536			397.4339	297.1231	90.9822	
	S				89.716	122.249	84.281	89.912	66.608			22.093	4.781	88.597	
27	T	6.8419	4.9140	10.2373	14.5081	11.2000	12.5739	8.1880	6.0387	7.7139	9.3066	91.5224			
	S	133.735	120.435	88.913	84.545	109.700	84.428	90.182	116.408	71.153	92.017	95.937			
28	T	6.8409	4.9104	10.0844	13.1978	9.9489	12.1466	8.2978	5.9975	7.5696	9.2885	88.2824			
	S	133.754	120.523	90.261	92.939	123.495	87.398	88.989	117.208	72.509	92.196	99.458			
29	T	6.8315	4.8862	10.1164	13.2593	9.9500	12.1244	8.2182	5.9929	7.6656	9.1187	88.1632			
	S	133.938	121.120	89.975	92.508	123.481	87.558	89.850	117.298	71.601	93.913	99.593			
30	T	6.8411	4.8843	10.2328	13.1859	9.9057	12.2811	8.1713	5.9781	7.6861	9.1391	88.3055			
	S	133.750	121.167	88.952	93.023	124.033	86.441	90.366	117.588	71.410	93.703	99.432			
31	T	6.8518	4.8900	10.3034	13.2312	9.9537	12.1591	8.1333	5.9384	8.0482	9.2695	88.7786			
	S	133.542	121.026	88.342	92.704	123.435	87.308	90.788	118.374	68.197	92.385	98.902			
32	T	6.8262	4.8729	10.1365	13.2851	9.9620	12.1575	8.3460	5.9247	7.6359	9.1617	88.3085			
	S	134.042	121.451	89.797	92.328	123.332	87.320	88.475	118.648	71.879	93.472	99.429			
33	T	6.8656	4.8945	10.0384	13.1739	9.9125	12.0059	8.2509	5.9696	7.7400	9.1221	87.9734			87.2567
	S	133.273	120.915	90.675	93.108	123.948	88.422	89.494	117.756	70.913	93.878	99.807			91.720
34	T								5.9212						
	S								118.718						

Event: Promoter Test Day - IMS RC  
Track: Indianapolis Motor Speedway RC  
Report: Section Data Report  
Session: Practice 2 - USF2000

2.439 mile(s)   
USF2000  
May 6, 2015

Section Data for Car 82 - Gabin, Luke (R)

Lap	T/SF to I1	I9 to SF	I1 to I2	I2 to I3	I3 to I4	I4 to I5	I5 to I6	I6 to I7	I7 to I8	I8 to I9	Lap	PI to PO	PO to SF	SF to PI
1	T	6.8373	4.9351	10.9389	13.9086	10.2016	12.3080	8.1573	6.1147	8.0568	9.2872	90.7455		99.3619
	S	133.825	119.920	83.210	88.189	120.436	86.252	90.521	114.961	68.124	92.209	96.759		81.126
2	T	6.8946	4.9552	10.2116	13.3172	10.0560	12.2723	8.1132	6.0602	7.6357	9.2800	88.7960		
	S	132.713	119.434	89.137	92.106	122.179	86.503	91.013	115.995	71.881	92.281	98.883		
3	T	6.7677	5.4429	10.8139	13.5948	10.0332	12.1493	8.0761	5.9465	7.9458	8.5797	89.3499		
	S	135.201	108.732	84.172	90.225	122.457	87.379	91.431	118.213	69.076	99.813	98.270		
4	T	6.8572	4.9251	10.1902	13.4377	10.0099	13.0657	8.1607	5.9389	7.6473	9.2505	89.4832		
	S	133.436	120.164	89.324	91.280	122.742	81.250	90.484	118.364	71.772	92.575	98.123		
5	T	6.9157	4.9547	10.2342	13.2625	10.0570	12.1199	8.0111	5.9953	7.7673	9.2321	88.5498		
	S	132.308	119.446	88.940	92.486	122.167	87.591	92.173	117.251	70.663	92.759	99.158		
6	T	6.9025	4.9376	10.1014	13.2457	10.0156	12.1251	8.2362	5.9812	7.6807	9.2204	88.4464		
	S	132.561	119.859	90.109	92.603	122.672	87.553	89.654	117.527	71.460	92.877	99.274		
7	T	6.8532	4.9175	10.1602	13.3121	9.8596	12.4619	8.1319	5.9756	7.7606	9.2293	88.6619		
	S	133.514	120.349	89.588	92.141	124.613	85.187	90.804	117.637	70.724	92.787	99.032		
8	T	6.8467	4.9392	10.0350	13.0705	9.9900	12.2065	8.1890	5.9776	7.7545	9.2100	88.2190		
	S	133.641	119.821	90.705	93.844	122.987	86.969	90.171	117.598	70.780	92.982	99.530		
9	T	6.9058	4.9705	10.3561	13.1721	9.9268	12.3143	8.1683	5.9538	7.7044	9.2213	88.6934		
	S	132.497	119.066	87.893	93.120	123.770	86.208	90.399	118.068	71.240	92.868	98.997		
10	T	6.9268	4.9622	10.1685	13.2079	10.0337	12.1539	8.0970	5.9612	7.7751	9.1465	88.4328		
	S	132.096	119.265	89.514	92.868	122.451	87.346	91.195	117.922	70.592	93.627	99.289		
11	T	6.9300	4.9604	10.1670	13.2528	10.1378	12.0877	8.5829	5.9628	7.6075	9.3093	88.9982		
	S	132.035	119.309	89.528	92.553	121.194	87.824	86.033	117.890	72.148	91.990	98.658		
12	T	6.9361	4.9562	10.3864	15.0259	10.1074	12.2973	8.0438	6.0439	7.7559	9.2467	90.7996		
	S	131.919	119.410	87.636	81.632	121.558	86.327	91.799	116.308	70.767	92.613	96.701		
13	T	6.8755	4.9273	10.1443	13.3473	10.0591	12.1574	8.1434	5.9420	7.5573	9.2950	88.4486		89.3087
	S	133.081	120.110	89.728	91.898	122.142	87.321	90.676	118.303	72.627	92.132	99.271		89.613
14	T				14.7578	11.8174	13.7658	9.4410	5.9251			335.1362	236.7377	99.5630
	S				83.115	103.968	77.118	78.213	118.640			26.199	6.001	80.962
15	T	6.9463	4.9511	10.5180	13.1013	9.9696	12.1898	8.0205	7.0336	8.1965	9.5650	90.4917		
	S	131.725	119.533	86.540	93.624	123.238	87.088	92.065	99.942	66.963	89.531	97.030		
16	T	6.8680	4.9278	10.1447	13.0293	9.9518	12.2769	7.9702	6.0109	7.7385	9.3411	88.2592		
	S	133.227	120.098	89.724	94.141	123.459	86.471	92.646	116.947	70.926	91.677	99.484		
17	T	6.8394	4.9177	9.9705	13.0246	9.9713	12.1782	8.0540	5.9305	7.5643	9.2471	87.6976		
	S	133.784	120.345	91.292	94.175	123.217	87.171	91.682	118.532	72.560	92.609	100.121		
18	T	6.8682	4.9307	10.0510	13.0361	10.0449	12.0061	8.0171	5.9297	7.8058	9.2439	87.9335		
	S	133.223	120.027	90.561	94.092	122.314	88.421	92.104	118.548	70.315	92.641	99.853		
19	T	6.8759	4.9302	10.0891	13.1147	10.0353	12.0946	8.1751	5.9413	7.5352	9.4037	88.1951		
	S	133.073	120.039	90.219	93.528	122.431	87.774	90.324	118.317	72.840	91.067	99.557		


Event: Promoter Test Day - IMS RC  
 Track: Indianapolis Motor Speedway RC  
 Report: Section Data Report  
 Session: Practice 2 - USF2000

2.439 mile(s)   
 USF2000  
 May 6, 2015

Section Data for Car 82 - Gabin, Luke (R)

Lap	T/SF to I1	I9 to SF	I1 to I2	I2 to I3	I3 to I4	I4 to I5	I5 to I6	I6 to I7	I7 to I8	I8 to I9	Lap	PI to PO	PO to SF	SF to PI	
20	T	6.8456	4.8875	10.1237	13.2280	10.0248	12.0634	8.3263	5.9405	7.5210	9.3106	88.2714			
	S	133.662	121.088	89.911	92.727	122.560	88.001	88.684	118.333	72.977	91.977	99.470			
21	T	6.8128	4.8840	10.0785	13.0630	9.9765	12.0831	8.0079	5.9843	7.7121	9.2419	87.8441			
	S	134.306	121.175	90.314	93.898	123.153	87.857	92.210	117.466	71.169	92.661	99.954			
22	T	6.8010	4.8737	10.5521	14.9586	12.4604	14.9260	9.1598	5.9801	7.6210	9.2783	96.6110			98.2292
	S	134.539	121.431	86.260	81.999	98.603	71.124	80.614	117.549	72.020	92.297	90.884			81.475
23	T				14.0842	10.4952	13.1189	8.0531	7.2054			424.6878	330.5087	92.9267	
	S				87.090	117.067	80.921	91.693	97.559			20.675	4.298	86.744	
24	T	6.8866	4.9152	10.5517	13.1475	10.1032	12.3321	7.9659	6.0281	7.8884	9.2872	89.1059			
	S	132.867	120.406	86.264	93.295	121.609	86.084	92.696	116.613	69.579	92.209	98.539			
25	T	6.9154	4.9390	10.0966	13.0959	9.9915	12.0830	7.9789	5.9229	7.5337	9.3214	87.8783			
	S	132.313	119.826	90.152	93.662	122.968	87.858	92.545	118.684	72.854	91.871	99.915			
26	T	6.8881	4.9276	10.1288	13.1942	9.9950	12.0576	8.0622	5.9288	7.6151	9.2791	88.0765			
	S	132.838	120.103	89.865	92.964	122.925	88.043	91.589	118.566	72.076	92.290	99.691			
27	T	6.8641	4.9282	10.0328	13.0958	10.0030	12.0693	8.0652	5.9490	7.6183	9.1638	87.7895			
	S	133.302	120.088	90.725	93.663	122.827	87.958	91.555	118.163	72.045	93.451	100.017			
28	T	6.8653	4.9351	10.1660	13.0976	9.9533	12.1196	8.2040	5.9637	7.8039	9.2985	88.4070			
	S	133.279	119.920	89.536	93.650	123.440	87.593	90.006	117.872	70.332	92.097	99.318			
29	T	6.8800	4.9380	10.0623	13.1046	9.9661	12.1774	8.1239	5.9811	7.5602	9.3336	88.1272			
	S	132.994	119.850	90.459	93.600	123.282	87.177	90.893	117.529	72.599	91.751	99.633			
30	T	6.8754	4.9246	10.1714	13.0941	9.9898	12.0798	8.6680	5.9497	7.7496	9.2077	88.7101			
	S	133.083	120.176	89.489	93.675	122.989	87.881	85.188	118.150	70.825	93.005	98.979			
31	T	6.9145	5.6486	10.7537	16.7147	11.7939	12.3852	7.9545	7.7698	8.0848	8.9180	96.9377			
	S	132.331	104.773	84.643	73.384	104.176	85.714	92.829	90.473	67.888	96.026	90.578			
32	T	6.8540	4.9114	10.0454	13.1241	9.9925	12.1173	8.0618	5.9572	7.6837	9.1872	87.9346			
	S	133.499	120.499	90.611	93.461	122.956	87.610	91.594	118.001	71.432	93.213	99.851			
33	T	6.9076	5.5980	10.2966	13.2185	9.9987	12.2114	8.1027	5.9522	7.9135	8.6535	88.8527			87.3474
	S	132.463	105.720	88.401	92.794	122.880	86.934	91.131	118.100	69.358	98.962	98.820			91.625
34	T								6.5340						
	S							107.584							


Event: Promoter Test Day - IMS RC  
Track: Indianapolis Motor Speedway RC  
Report: Section Data Report  
Session: Practice 2 - USF2000

2.439 mile(s)   
USF2000  
May 6, 2015

Section Data for Car 83 - Rickards, Garth (R)

Lap	T/SF to I1	I9 to SF	I1 to I2	I2 to I3	I3 to I4	I4 to I5	I5 to I6	I6 to I7	I7 to I8	I8 to I9	Lap	PI to PO	PO to SF	SF to PI	
1	T	6.8686	4.9160	10.7319	13.4046	10.0215	12.3424	8.2008	6.0412	7.9861	9.4968	90.0099		94.3225	
	S	133.215	120.386	84.815	91.505	122.600	86.012	90.041	116.360	68.727	90.174	97.549		85.460	
2	T	6.8338	4.9101	10.1993	13.4337	10.0168	12.2889	8.1802	5.9271	8.1319	9.5156	89.4374			
	S	133.893	120.531	89.244	91.307	122.658	86.386	90.268	118.600	67.495	89.996	98.174			
3	T	6.8351	4.9008	10.2795	13.5410	9.9753	12.2013	8.1861	5.9633	7.6046	9.4850	88.9720			
	S	133.868	120.760	88.548	90.583	123.168	87.006	90.203	117.880	72.175	90.286	98.687			
4	T	6.8225	4.8943	10.0994	13.4230	9.9510	12.0840	8.3148	5.9125	7.5600	9.5618	88.6233			
	S	134.115	120.920	90.127	91.380	123.469	87.851	88.807	118.893	72.601	89.561	99.076			
5	T	6.8335	4.8983	10.1981	13.5169	9.9224	12.2881	8.1134	5.9057	7.5576	9.4501	88.6841			
	S	133.899	120.821	89.255	90.745	123.825	86.392	91.011	119.030	72.624	90.620	99.008			
6	T	6.8038	4.8710			9.9262	12.2149	8.1514	5.9272	7.5409	9.5197	93.5365			
	S	134.484	121.498			123.777	86.910	90.587	118.598	72.785	89.957	93.871			
7	T	6.7978	4.8669	10.2631	13.3781	9.9053	12.1128	8.3120	5.9313	7.6192	9.3347	88.5212			
	S	134.602	121.601	88.689	91.686	124.038	87.642	88.837	118.516	72.037	91.740	99.190			
8	T	6.7639	4.8774	10.1512	13.3202	9.9077	12.2486	8.2561	5.9474	7.5757	9.4820	88.5302			
	S	135.277	121.339	89.667	92.085	124.008	86.670	89.438	118.195	72.451	90.315	99.180			
9	T	6.8259	4.9116	10.1829	13.2387	9.9538	12.1360	8.3760	5.9655	7.7567	9.4320	88.7791			
	S	134.048	120.494	89.388	92.652	123.434	87.475	88.158	117.837	70.760	90.793	98.902			
10	T	6.8796	4.9497	10.1655	13.2425	10.0023	12.3321	8.1447	5.9409	13.1959	9.8843	94.7375			
	S	133.002	119.566	89.541	92.625	122.835	86.084	90.661	118.325	41.593	86.639	92.681			
11	T	6.8468	4.9061	431.6450		10.0337	12.1521	8.1320	5.9610	7.7072	9.3739	91.3021			93.0742
	S	133.639	120.629	2.109		122.451	87.359	90.803	117.926	71.214	91.356	96.169			85.987
12	T				14.1715	10.1512	12.9999	8.2138	5.9529			420.6743	325.7972	93.0990	
	S				86.553	121.034	81.661	89.899	118.086			20.872	4.360	86.583	
13	T	6.8371	4.8578	10.2347	13.2458	9.8726	12.0053	8.1675	5.9724	7.7835	9.3285	88.3052			
	S	133.829	121.828	88.935	92.602	124.449	88.427	90.408	117.701	70.516	91.801	99.432			
14	T	6.8145	4.8620	10.0971	13.1516	9.8348	12.0650	8.0528	5.9279	7.7282	9.4115	87.9454			
	S	134.273	121.723	90.147	93.266	124.927	87.989	91.696	118.584	71.021	90.991	99.839			
15	T	6.7910	4.9163			9.9253	12.3222	8.0472	5.8979	7.6231	9.3267	95.2705			
	S	134.737	120.379			123.788	86.153	91.760	119.187	72.000	91.819	92.163			
16	T	6.7376	4.8407	10.0377	13.1295	9.9386	12.1268	8.1199	5.9136	7.6941	9.0959	87.6344			
	S	135.805	122.259	90.681	93.423	123.623	87.541	90.938	118.871	71.336	94.148	100.194			
17	T	6.7637	4.8486	10.0345	13.2108	9.9547	12.1913	8.1486	5.9404	7.7647	9.1525	88.0098			
	S	135.281	122.060	90.710	92.848	123.423	87.078	90.618	118.335	70.687	93.566	99.766			
18	T	6.7994	4.8623	10.0237	13.2108	9.9482	11.9931	8.0649	5.9070	7.9543	9.1384	87.9021			
	S	134.571	121.716	90.808	92.848	123.503	88.517	91.558	119.004	69.002	93.710	99.888			
19	T	6.7509	4.8193	10.1197	13.1680	9.8798	12.0227	8.2229	5.8970	7.6811	9.2524	87.8138			
	S	135.537	122.802	89.946	93.149	124.358	88.299	89.799	119.205	71.456	92.556	99.989			


Event: Promoter Test Day - IMS RC  
 Track: Indianapolis Motor Speedway RC  
 Report: Section Data Report  
 Session: Practice 2 - USF2000

2.439 mile(s)   
 USF2000  
 May 6, 2015

Section Data for Car 83 - Rickards, Garth (R)

Lap	T/SF to I1	I9 to SF	I1 to I2	I2 to I3	I3 to I4	I4 to I5	I5 to I6	I6 to I7	I7 to I8	I8 to I9	Lap	PI to PO	PO to SF	SF to PI
20	T	6.7232	4.8331	10.0171	13.2781	9.9299	12.0345	8.1419	5.9266	7.7552	9.2556	87.8952		90.7453
	S	136.096	122.451	90.867	92.377	123.731	88.212	90.692	118.610	70.774	92.524	99.896		88.194
21	T				13.4488	10.6368	13.1094	8.1473	5.9474			498.1182	403.0221	92.7311
	S				91.204	115.508	80.979	90.632	118.195			17.627	3.525	86.927
22	T	6.8485	4.8980	10.3963	13.2573	9.9086	12.3398	8.4996	6.0247	7.9456	9.3873	89.5057		
	S	133.606	120.829	87.553	92.522	123.997	86.030	86.876	116.679	69.078	91.226	98.099		
23	T	6.8318	4.8849	10.1484	13.2346	9.9411	12.1331	8.1496	6.0089	7.9175	9.3554	88.6053		
	S	133.932	121.153	89.692	92.681	123.592	87.495	90.607	116.986	69.323	91.537	99.096		
24	T	6.7972	4.8721	10.2005	13.2137	9.8849	12.0719	8.4293	5.9461	7.6892	9.2965	88.4014		
	S	134.614	121.471	89.234	92.827	124.294	87.939	87.600	118.221	71.381	92.117	99.324		
25	T	6.8013	4.8904	10.1544	13.2875	9.9159	12.1102	8.2803	5.9909	7.5939	9.3354	88.3602		
	S	134.533	121.016	89.639	92.312	123.906	87.661	89.177	117.337	72.277	91.733	99.371		
26	T	6.7766	4.8904	10.1648	13.3041	9.8979	12.1123	8.2076	5.8903	7.5393	9.4774	88.2607		
	S	135.023	121.016	89.547	92.196	124.131	87.646	89.967	119.341	72.800	90.358	99.483		
27	T	6.8034	4.8856	10.1141	13.3075	9.9022	12.1840	8.1864	5.9366	7.5365	9.5231	88.3794		
	S	134.492	121.135	89.996	92.173	124.077	87.130	90.199	118.410	72.827	89.925	99.349		
28	T	6.7929	4.8635	10.0595	13.3252	9.9055	12.2394	8.2320	5.9997	7.8482	9.1683	88.4342		
	S	134.699	121.686	90.484	92.050	124.036	86.736	89.700	117.165	69.935	93.405	99.287		
29	T	6.7616	4.8502	10.1397	13.5169	9.9116	12.0673	8.1048	5.8760	7.7209	9.1821	88.1311		
	S	135.323	122.019	89.769	90.745	123.959	87.973	91.108	119.631	71.088	93.264	99.629		
30	T	6.8595	4.9513	10.3955	13.6735	9.9460	12.1432	8.2648	5.8993	7.7089	9.6827	89.5247		96.2102
	S	133.392	119.528	87.560	89.706	123.531	87.423	89.344	119.159	71.199	88.443	98.078		83.184
31	T								6.0276				182.8872	
	S								116.623				7.767	


Event: Promoter Test Day - IMS RC  
Track: Indianapolis Motor Speedway RC  
Report: Section Data Report  
Session: Practice 2 - USF2000

2.439 mile(s)   
USF2000  
May 6, 2015

Section Data for Car 84 - Lastochkin, Nikita (R)

Lap	T/SF to I1	I9 to SF	I1 to I2	I2 to I3	I3 to I4	I4 to I5	I5 to I6	I6 to I7	I7 to I8	I8 to I9	Lap	PI to PO	PO to SF	SF to PI	
1	T	6.9554	4.9888	10.4160	13.4397	10.1886	12.3033	8.2379	5.9781	9.3272	9.7127	91.5477		94.2600	
	S	131.552	118.629	87.387	91.266	120.589	86.285	89.636	117.588	58.845	88.169	95.911		85.517	
2	T	6.9266	4.9737	10.4315	13.4032	10.1252	12.1843	8.1639	6.0607	7.7404	9.3461	89.3556			
	S	132.099	118.990	87.258	91.515	121.344	87.128	90.448	115.986	70.909	91.628	98.264			
3	T	6.9020	4.9545	10.4108	13.3508	10.0823	12.2471	8.0944	6.0034	7.6040	9.2893	88.9386			
	S	132.570	119.451	87.431	91.874	121.861	86.681	91.225	117.093	72.181	92.188	98.724			
4	T	6.8835	4.9403	10.2103	13.0513	10.0136	12.3320	8.0553	5.8999	7.6195	9.2514	88.2571			
	S	132.927	119.794	89.148	93.982	122.697	86.084	91.667	119.147	72.034	92.566	99.487			
5	T	6.8946	4.9463	10.1865	13.1265	10.0335	12.3525	8.0606	5.9362	7.6825	9.2150	88.4342			
	S	132.713	119.649	89.356	93.444	122.453	85.941	91.607	118.418	71.443	92.931	99.287			
6	T	6.8606	4.9180	10.2083	13.2018	10.0017	12.3817	8.0285	5.9253	7.8505	9.1591	88.5355			
	S	133.370	120.337	89.165	92.911	122.843	85.739	91.973	118.636	69.914	93.499	99.174			
7	T	6.8926	4.9381	10.1646	13.1192	9.9866	12.0771	8.1377	5.9062	7.5095	9.4149	88.1465			
	S	132.751	119.847	89.549	93.496	123.028	87.901	90.739	119.020	73.089	90.958	99.611			
8	T	6.8783	4.9540	10.1973	13.1207	10.0394	12.1610	8.1447	5.9545	7.6808	9.3733	88.5040			
	S	133.027	119.463	89.262	93.485	122.381	87.295	90.661	118.054	71.459	91.362	99.209			
9	T	6.8623	5.6608	10.0836	13.2489	9.9366	12.9718	8.6797	5.9325	7.6772	8.6032	89.6566			
	S	133.337	104.547	90.268	92.581	123.648	81.838	85.073	118.492	71.493	99.540	97.934			
10	T	6.9081	4.9619	10.0759	13.2582	10.0933	12.4659	8.1553	6.0528	7.9160	9.2660	89.1534			
	S	132.453	119.272	90.337	92.516	121.728	85.160	90.543	116.137	69.336	92.420	98.486			
11	T	6.9183	4.9448	10.0877	13.1984	10.1208	12.0929	8.0402	6.0006	7.6318	9.1865	88.2220			
	S	132.258	119.685	90.231	92.935	121.397	87.786	91.840	117.147	71.918	93.220	99.526			
12	T	6.9399	4.9530	10.0879	13.1224	10.0529	12.1262	8.0806	5.9125	7.6129	9.2019	88.0902			
	S	131.846	119.487	90.230	93.473	122.217	87.545	91.380	118.893	72.097	93.064	99.675			
13	T	6.9334	4.9471	10.1139	13.0862	10.0619	12.2622	7.9769	5.9242	7.5728	9.3079	88.1865			
	S	131.970	119.629	89.998	93.732	122.108	86.574	92.568	118.658	72.478	92.004	99.566			
14	T	6.9709	4.9932	10.1962	13.3170	10.0571	12.3368	8.1913	5.8637	14.1759	9.7270	95.8291			
	S	131.260	118.525	89.271	92.107	122.166	86.051	90.146	119.882	38.718	88.040	91.626			
15	T	6.9305	4.9290	10.1279	13.1246	10.0550	12.2257	8.1547	5.9668	7.6529	9.1774	88.3445			
	S	132.025	120.069	89.873	93.457	122.192	86.833	90.550	117.811	71.720	93.312	99.388			
16	T	6.9412	4.9490	10.1622	13.1595	10.0253	12.1741	8.1518	5.9725	7.7214	9.3937	88.6507			
	S	131.822	119.583	89.570	93.210	122.554	87.201	90.582	117.699	71.083	91.164	99.045			
17	T	6.9186	4.9127	10.0431	13.0818	10.0072	12.1527	8.1593	5.9645	7.5709	9.3004	88.1112			
	S	132.252	120.467	90.632	93.763	122.775	87.354	90.499	117.856	72.496	92.078	99.651			
18	T	6.9049	4.9166	10.5317	13.5607	10.1583	12.1562	8.1439	5.9012	7.8493	9.2594	89.3822			
	S	132.515	120.371	86.427	90.452	120.949	87.329	90.670	119.121	69.925	92.486	98.234			
19	T	6.8779	4.9305	10.1347	13.0590	10.0634	12.2585	8.1156	5.9187	7.7342	9.1641	88.2566			
	S	133.035	120.032	89.813	93.927	122.090	86.600	90.986	118.768	70.966	93.448	99.487			


Event: Promoter Test Day - IMS RC  
Track: Indianapolis Motor Speedway RC  
Report: Section Data Report  
Session: Practice 2 - USF2000

2.439 mile(s)   
USF2000  
May 6, 2015

Section Data for Car 84 - Lastochkin, Nikita (R)

Lap	T/SF to I1	I9 to SF	I1 to I2	I2 to I3	I3 to I4	I4 to I5	I5 to I6	I6 to I7	I7 to I8	I8 to I9	Lap	PI to PO	PO to SF	SF to PI
20	T	6.8612	4.9282	12.0836	13.6639	10.1448	13.2812	8.2650	5.9316	7.6739	9.2266	92.0600		95.5841
	S	133.359	120.088	75.327	89.769	121.110	79.932	89.342	118.510	71.523	92.815	95.377		83.729
21	T				13.9148	10.1322	13.1119	8.3828	6.0654			628.2504	528.4516	96.9687
	S				88.150	121.261	80.964	88.086	115.896			13.976	2.688	83.128
22	T	7.0111	5.0369	10.1433	13.1473	10.0608	12.1907	8.0649	6.0148	7.9842	9.4184	89.0724		
	S	130.507	117.497	89.737	93.296	122.121	87.082	91.558	116.871	68.744	90.925	98.576		
23	T	6.8935	4.9104	10.4291	13.1447	10.0310	12.1041	8.0146	5.9173	7.6473	9.1733	88.2653		
	S	132.734	120.523	87.278	93.314	122.484	87.705	92.133	118.797	71.772	93.354	99.477		
24	T	6.9031	4.9190	13.9388	13.8252	10.1264	12.1145	8.0250	5.9210	7.6472	9.1102	92.5304		
	S	132.549	120.313	65.302	88.721	121.330	87.630	92.014	118.722	71.773	94.001	94.892		
25	T	6.9049	4.9213	11.3413	13.7732	10.0866	12.2113	8.0747	5.9382	7.5547	9.1955	90.0017		
	S	132.515	120.256	80.258	89.056	121.809	86.935	91.447	118.378	72.652	93.129	97.558		
26	T	6.8809	4.9110	10.1047	13.1199	9.9976	12.2435	7.9682	5.9112	7.6671	9.1865	87.9906		
	S	132.977	120.509	90.080	93.491	122.893	86.706	92.669	118.919	71.587	93.220	99.788		
27	T	6.8644	4.9193	10.1943	13.1355	9.9913	12.0985	8.1174	5.9153	7.6329	9.2530	88.1219		
	S	133.296	120.305	89.288	93.380	122.971	87.746	90.966	118.837	71.908	92.550	99.639		
28	T	6.8251	4.8983	10.1508	13.2653	10.0159	12.2798	8.1225	5.9106	7.7456	9.2202	88.4341		
	S	134.064	120.821	89.670	92.466	122.669	86.450	90.909	118.931	70.861	92.879	99.287		
29	T	6.7138	4.8824	10.2551	13.2271	10.2190	12.3689	8.0752	5.9406	8.3138	9.6160	89.6119		
	S	136.286	121.215	88.758	92.733	120.231	85.827	91.442	118.331	66.018	89.056	97.983		
30	T	6.8407	4.9024	10.1042	13.0811	9.9896	12.1907	8.0147	5.9341	7.7014	9.1549	87.9138		
	S	133.758	120.720	90.084	93.768	122.992	87.082	92.132	118.460	71.268	93.542	99.875		
31	T	6.8428	4.8974	10.0847	13.4556	10.3607	12.1509	8.1680	5.9057	7.6271	9.1789	88.6718		
	S	133.717	120.843	90.258	91.158	118.586	87.367	90.403	119.030	71.962	93.297	99.021		
32	T	6.8452	4.8867	10.0751	13.2699	10.0641	13.9915	8.1456	5.8944	8.0402	9.1459	90.3586		
	S	133.670	121.108	90.344	92.434	122.081	75.874	90.651	119.258	68.265	93.634	97.173		
33	T	6.7838	4.8850				10.3628	12.4738	8.1236	6.1109	7.6798	9.4935	115.5409	
	S	134.880	121.150				118.562	85.106	90.897	115.033	71.468	90.205	75.994	
34	T	6.8661	4.9159	10.1187	13.0411	9.9636	12.1381	8.0639	5.9753	7.8167	9.2021	88.1015		87.9009
	S	133.263	120.389	89.955	94.056	123.312	87.459	91.570	117.643	70.217	93.062	99.662		91.048
35	T								5.9397					
	S							118.348						

Event: Promoter Test Day - IMS RC  
Track: Indianapolis Motor Speedway RC  
Report: Section Data Report  
Session: Practice 2 - USF2000

2.439 mile(s)   
USF2000  
May 6, 2015

Section Data for Car 9 - Hunter, Tyler (R)

Lap	T/SF to I1	I9 to SF	I1 to I2	I2 to I3	I3 to I4	I4 to I5	I5 to I6	I6 to I7	I7 to I8	I8 to I9	Lap	PI to PO	PO to SF	SF to PI	
1	T	6.9563	5.0216	10.8633	14.5370	10.1729	13.9034	8.4885	6.4380	8.3421	9.8739	94.5970			
	S	131.535	117.855	83.789	84.377	120.775	76.355	86.989	109.188	65.794	86.730	92.819			
2	T	6.8984	4.9663	10.8803	13.6315	10.1757	12.6156	8.5623	6.1088	7.9831	9.3784	91.2004			
	S	132.639	119.167	83.658	89.982	120.742	84.149	86.240	115.072	68.753	91.312	96.276			
3	T	6.9568	4.9877	10.6265	13.3445	10.1139	12.8694	8.4771	6.0663	8.1216	9.5998	91.1636			
	S	131.526	118.656	85.656	91.917	121.480	82.490	87.106	115.879	67.581	89.206	96.315			
4	T	6.9644	4.9895	10.5599	13.4087	10.3268	12.5941	8.4165	6.1019	8.2169	9.5576	91.1363			
	S	131.382	118.613	86.197	91.477	118.976	84.293	87.734	115.203	66.797	89.600	96.344			
5	T	6.9927	5.0040	10.6583	13.3399	10.1265	12.3784	8.4789	6.1542	8.0174	9.4408	90.5911			
	S	130.851	118.269	85.401	91.949	121.329	85.762	87.088	114.224	68.459	90.709	96.923			
6	T	6.9898	5.0010	10.6420	13.4816	10.1977	12.3885	8.3823	6.2435	8.0334	9.5862	90.9460			
	S	130.905	118.340	85.532	90.983	120.482	85.692	88.091	112.590	68.323	89.333	96.545			
7	T	6.9742	4.9926	10.5466	13.4945	10.2364	12.3847	8.3366	6.2459	8.1573	9.7301	91.0989			
	S	131.198	118.539	86.305	90.896	120.026	85.718	88.574	112.547	67.285	88.012	96.383			
8	T	6.9870	5.0613	10.5075	13.5648	10.2119	12.6884	8.3348	6.1891	7.9542	10.1025	91.6015			88.9547
	S	130.957	116.930	86.626	90.425	120.314	83.666	88.593	113.579	69.003	84.767	95.854			89.969
9	T				14.0786	10.2191	12.4593	8.4632	6.2386			356.0353	36.5789	321.8868	
	S				87.124	120.229	85.205	87.249	112.678			24.662	38.836	25.042	
10	T	7.0592	5.0726	10.8593	13.5698	10.2239	12.2920	8.4460	6.2002	7.7847	10.0332	91.5409			
	S	129.618	116.670	83.820	90.391	120.173	86.364	87.427	113.376	70.505	85.353	95.918			
11	T	6.9868	5.0131	10.4623	13.6151	10.2123	12.7015	8.2058	6.0916	7.8435	9.6187	90.7507			
	S	130.961	118.054	87.001	90.090	120.309	83.580	89.986	115.397	69.977	89.031	96.753			
12	T	6.9961	4.9878	10.4486	13.5405	10.1754	12.2488	8.9445	6.0804	8.0600	9.4059	90.8880			
	S	130.787	118.653	87.115	90.587	120.746	86.669	82.555	115.610	68.097	91.045	96.607			
13	T	7.0123	4.9843	10.5438	13.5339	10.1706	12.5396	8.9299	6.3310	8.1662	9.5446	91.7562			89.2912
	S	130.485	118.736	86.328	90.631	120.803	84.659	82.690	111.034	67.212	89.722	95.693			89.630
14	T				14.1640	10.3326	12.5953	8.4750	6.2044			382.9224	34.9743	350.1842	
	S				86.599	118.909	84.285	87.128	113.299			22.930	40.617	23.019	
15	T	7.0031	5.0075	10.6163	13.5268	10.2410	12.5320	8.3604	6.1428	8.0552	9.5917	91.0768			
	S	130.656	118.186	85.739	90.679	119.972	84.710	88.322	114.436	68.138	89.282	96.407			
16	T	6.9570	4.9503	10.4829	13.4372	10.1482	12.4548	8.1342	6.1877	7.7887	9.6495	90.1905			
	S	131.522	119.552	86.830	91.283	121.069	85.235	90.778	113.605	70.469	88.747	97.354			
17	T	6.9215	4.9569	10.3871	13.2780	10.1874	12.8161	8.2172	6.1103	7.9190	9.5630	90.3565			
	S	132.197	119.393	87.631	92.378	120.604	82.833	89.861	115.044	69.310	89.550	97.175			
18	T	6.9261	4.9467	10.7233	13.4657	10.2068	12.5931	8.2104	6.1559	8.0388	9.5175	90.7843			87.4542
	S	132.109	119.639	84.883	91.090	120.374	84.299	89.936	114.192	68.277	89.978	96.717			91.513
19	T				14.0938	10.1381	13.0014	8.3061	6.2019			285.1422	33.8671	254.3280	
	S				87.031	121.190	81.652	88.900	113.345			30.793	41.945	31.694	



Event: Promoter Test Day - IMS RC  
 Track: Indianapolis Motor Speedway RC  
 Report: Section Data Report  
 Session: Practice 2 - USF2000

2.439 mile(s)



USF2000

May 6, 2015

Section Data for Car 9 - Hunter, Tyler (R)

Lap	T/SF to I1	I9 to SF	I1 to I2	I2 to I3	I3 to I4	I4 to I5	I5 to I6	I6 to I7	I7 to I8	I8 to I9	Lap	PI to PO	PO to SF	SF to PI	
20	T	7.0005	4.9702	10.4777	13.2992	10.2139	12.2596	8.1848	6.1030	7.9272	9.3813	89.8174			
	S	130.705	119.073	86.873	92.230	120.291	86.593	90.217	115.182	69.238	91.284	97.758			
21	T	7.0209	4.9948	10.4770	13.2693	10.1610	12.1612	8.5446	6.1515	7.6713	9.5448	89.9964			
	S	130.325	118.487	86.879	92.438	120.917	87.293	86.418	114.274	71.548	89.720	97.564			
22	T	7.0308	4.9985	10.3260	13.3948	10.1569	12.3795	8.1547	6.1293	7.7156	9.4984	89.7845			
	S	130.142	118.399	88.149	91.572	120.966	85.754	90.550	114.688	71.137	90.159	97.794			
23	T	7.0277	5.0033	10.4431	13.3535	10.1738	12.6670	8.1723	6.1105	7.7453	9.3749	90.0714			
	S	130.199	118.286	87.161	91.855	120.765	83.808	90.355	115.040	70.864	91.346	97.483			
24	T	6.9978	4.9888	10.3506	13.2949	10.2134	12.5569	8.1077	6.1512	7.9594	9.4891	90.1098			88.3500
	S	130.755	118.629	87.940	92.260	120.297	84.542	91.075	114.279	68.958	90.247	97.441			90.585
25	T				13.6681	10.1213	12.3244	8.4477	6.2354			349.9517	34.2871	318.1536	
	S				89.741	121.391	86.137	87.409	112.736			25.090	41.432	25.336	
26	T	6.9374	4.9504	10.2678	13.3721	10.1780	12.3295	8.2015	6.2213	8.8276	9.3184	90.6040			
	S	131.894	119.550	88.649	91.728	120.715	86.102	90.033	112.992	62.176	91.900	96.910			
27	T	6.9687	4.9760	10.3463	13.2946	10.1772	12.3039	8.2004	6.1237	7.9175	9.3540	89.6623			
	S	131.301	118.935	87.976	92.262	120.724	86.281	90.045	114.792	69.323	91.551	97.927			
28	T	6.9702	4.9708	10.4367	14.1820	13.3768	16.5194	10.3393	6.0914	7.7997	9.4347	100.1210			104.4997
	S	131.273	119.059	87.214	86.489	91.848	64.263	71.418	115.401	70.370	90.767	87.698			76.586
29	T								8.6884				41.1452		
	S							80.907					34.526		

