

Event: Allied Building Products GP of Mid-Ohio
 Track: Mid-Ohio Sports Car Course
 Report: Section Data Report
 Session: Practice Final

Round 10/11/12
 2.258 mile(s)
 USF2000
 August 2, 2014



Section Data for Car 10 - Latorre, Florian

Lap	T/SF to I1	I1 to I2	I1 to I2A	I2A to I2	I2 to I3	I2 to I3A	I3A to I3	I3 to I4	I4 to I5	I4 to I5A	I5A to I5B	I5B to I5	I5 to I6	I5 to I6A	I6A to I6	
1	T				6.5295	21.1965	9.4945	11.7020	3.6649	17.5194	7.9876	5.1761	4.3557	11.5749	5.3040	6.2709
	S				88.236	74.916	65.277	82.736	104.555	81.377	87.664	74.161	78.424	92.009	96.154	88.504
2	T	4.6633	11.7837	7.0581	4.7256	16.7826	8.2167	8.5659	2.9364	16.4849	7.0212	5.1720	4.2917	11.4780	5.2581	6.2199
	S	110.534	116.879	113.506	121.918	94.619	75.428	113.027	130.494	86.484	99.730	74.220	79.593	92.786	96.993	89.230
3	T	4.6499	11.9769	7.2051	4.7718	16.8024	8.2466	8.5558	2.9256	16.2674	6.9077	5.0771	4.2826	11.4588	5.2457	6.2131
	S	110.853	114.994	111.190	120.738	94.508	75.155	113.161	130.975	87.640	101.369	75.607	79.763	92.942	97.222	89.327
4	T	4.6468	11.6346	6.9487	4.6859	16.6624	8.1402	8.5222	2.9190	16.1611	6.8807	5.0434	4.2370	11.3949	5.2188	6.1761
	S	110.927	118.377	115.293	122.951	95.302	76.137	113.607	131.272	88.217	101.767	76.112	80.621	93.463	97.724	89.863
5	T	4.6446	11.6465	6.9576	4.6889	16.6221	8.1245	8.4976	2.9034	16.1244	6.8747	4.9979	4.2518	11.3890	5.2270	6.1620
	S	110.979	118.256	115.146	122.872	95.533	76.284	113.936	131.977	88.418	101.856	76.805	80.340	93.511	97.570	90.068
6	T	4.6381	11.6300	6.9483	4.6817	16.6002	8.0836	8.5166								
	S	111.135	118.424	115.300	123.061	95.659	76.670	113.682								

Event: Allied Building Products GP of Mid-Ohio
Track: Mid-Ohio Sports Car Course
Report: Section Data Report
Session: Practice Final

Round 10/11/12
2.258 mile(s)
USF2000
August 2, 2014



Section Data for Car 10 - Latorre, Florian

Lap	T/S	I6 to I7	I6 to I7A	I7A to I7	I7 to I8	I8 to SF	Lap	PI to PO	PO to SF	SF to PI
1	T	9.5852	3.7829	5.8023			181.1063	94.4695	89.3657	
	S	95.460	100.572	92.126			44.884	9.505	85.199	
2	T	8.7730	3.5392	5.2338	5.5024	4.8785	83.2828			
	S	104.297	107.497	102.133	75.091	91.543	97.605			
3	T	8.6327	3.5303	5.1024	5.3398	4.8870	82.9405			
	S	105.992	107.768	104.764	77.378	91.383	98.008			
4	T	8.5962	3.5267	5.0695	5.3945	4.8349	82.2444			
	S	106.442	107.878	105.443	76.593	92.368	98.837			
5	T	8.5955	3.5266	5.0689	5.3268	4.8653	82.1176			
	S	106.451	107.881	105.456	77.567	91.791	98.990			
6	T	8.5890	3.5347	5.0543	5.3252	4.8287	86.9650			86.6171
	S	106.532	107.634	105.761	77.590	92.487	93.472			88.698

Event: Allied Building Products GP of Mid-Ohio
 Track: Mid-Ohio Sports Car Course
 Report: Section Data Report
 Session: Practice Final

Round 10/11/12
 2.258 mile(s)
 USF2000
 August 2, 2014



Section Data for Car 13 - Maldonado, Juan (R)

Lap	T/SF to I1	I1 to I2	I1 to I2A	I2A to I2	I2 to I3	I2 to I3A	I3A to I3	I3 to I4	I4 to I5	I4 to I5A	I5A to I5B	I5B to I5	I5 to I6	I5 to I6A	I6A to I6	
1	T	4.9306	12.9776	7.8431	5.1345	17.9626	9.0892	8.8734	2.9613	17.9541	7.9125	5.4039	4.6377	13.0411	5.6413	7.3998
	S	104.542	106.127	102.145	112.209	88.403	68.188	109.111	129.396	79.407	88.496	71.035	73.655	81.665	90.405	75.002
2	T	4.8212	12.7971	7.6916	5.1055	17.4861	8.7696	8.7165	2.9556	17.3705	7.5201	5.2269	4.6235	12.0508	5.4790	6.5718
	S	106.914	107.624	104.157	112.846	90.812	70.673	111.075	129.646	82.075	93.114	73.440	73.881	88.376	93.083	84.452
3	T	4.7928	13.3526	7.5145	5.8381	17.7708	8.9753	8.7955	2.9645	17.4543	7.5315	5.1975	4.7253	13.0813	5.6818	7.3995
	S	107.548	103.146	106.612	98.686	89.358	69.053	110.077	129.257	81.681	92.973	73.855	72.290	81.414	89.760	75.005
4	T	4.8737	12.6364	7.6120	5.0244	17.4217	8.7838	8.6379	2.9398	18.3064	8.0369	5.3290	4.9405	12.1423	5.5514	6.5909
	S	105.762	108.992	105.247	114.668	91.148	70.559	112.085	130.343	77.879	87.127	72.033	69.141	87.710	91.869	84.207
5	T	4.8055	12.4216	7.4685	4.9531	17.1827	8.5448	8.6379	2.9330	17.2603	7.5034	5.1905	4.5664	11.9024	5.4379	6.4645
	S	107.263	110.877	107.269	116.318	92.416	72.532	112.085	130.645	82.599	93.321	73.955	74.805	89.478	93.786	85.854
6	T	4.7553	12.2669	7.3456	4.9213	17.2046	8.5874	8.6172	2.9293	17.2901	7.4720	5.2656	4.5525	12.1397	5.4568	6.6829
	S	108.396	112.276	109.063	117.070	92.298	72.172	112.355	130.810	82.457	93.714	72.900	75.034	87.729	93.461	83.048
7	T															
	S															

Event: Allied Building Products GP of Mid-Ohio

Round 10/11/12

Track: Mid-Ohio Sports Car Course

2.258 mile(s)



Report: Section Data Report

USF2000

Session: Practice Final

August 2, 2014

Section Data for Car 13 - Maldonado, Juan (R)

Lap	T/S	I6 to I7	I6 to I7A	I7A to I7	I7 to I8	I8 to SF	Lap	PO to SF
1	T	9.5229	3.6835	5.8394	5.8298	5.1408	90.3208	91.8095
	S	96.084	103.286	91.541	70.874	86.872	89.999	82.931
2	T	9.3290	3.6957	5.6333	5.8106	5.0513	87.6722	
	S	98.081	102.945	94.890	71.108	88.411	92.718	
3	T	9.0344	3.5994	5.4350	5.7835	4.9373	89.1715	
	S	101.280	105.699	98.352	71.441	90.452	91.159	
4	T	9.2715	3.6886	5.5829	5.8035	5.1066	88.5019	
	S	98.690	103.143	95.747	71.195	87.454	91.849	
5	T	9.0746	3.6123	5.4623	5.7290	5.0148	86.3239	
	S	100.831	105.322	97.861	72.121	89.055	94.166	
6	T	8.9396	3.5758	5.3638	5.6735	4.9431	86.1421	
	S	102.354	106.397	99.658	72.827	90.346	94.365	
7	T	9.0161	3.6095	5.4066	5.6537		92.3288	
	S	101.485	105.404	98.869	73.082		88.042	

Event: Allied Building Products GP of Mid-Ohio
 Track: Mid-Ohio Sports Car Course
 Report: Section Data Report
 Session: Practice Final

Round 10/11/12
 2.258 mile(s)
 USF2000
 August 2, 2014



Section Data for Car 15 - Myasava, Gustavo (R)

Lap	T/SF to I1	I1 to I2	I1 to I2A	I2A to I2	I2 to I3	I2 to I3A	I3A to I3	I3 to I4	I4 to I5	I4 to I5A	I5A to I5B	I5B to I5	I5 to I6	I5 to I6A	I6A to I6	
1	T	4.8167	12.6135	7.6195	4.9940	17.5688	8.7799	8.7889	3.0102	17.0766	7.3438	5.2931	4.4397	11.7450	5.3304	6.4146
	S	107.014	109.190	105.143	115.366	90.385	70.590	110.160	127.294	83.487	95.349	72.522	76.940	90.677	95.678	86.521
2	T	4.7936	12.0958	7.2617	4.8341	17.1990	8.4419	8.7571	2.9948	16.6966	7.0571	5.2357	4.4038	11.7191	5.2903	6.4288
	S	107.530	113.864	110.324	119.182	92.328	73.416	110.560	127.949	85.388	99.223	73.317	77.567	90.877	96.403	86.330
3	T	4.7240	12.0226	7.1894	4.8332	17.0261	8.3831	8.6430	2.9799	16.6605	7.2105	5.0974	4.3526	11.6000	5.2681	6.3319
	S	109.114	114.557	111.433	119.204	93.266	73.931	112.019	128.589	85.573	97.112	75.306	78.480	91.810	96.809	87.651
4	T	4.7192	12.0302	7.2220	4.8082	16.9493	8.2786	8.6707	2.9783	16.5496	7.0804	5.1318	4.3374	11.6000	5.2861	6.3139
	S	109.225	114.485	110.930	119.824	93.689	74.864	111.661	128.658	86.146	98.897	74.801	78.755	91.810	96.479	87.901
5	T	4.7111	11.9261	7.1375	4.7886	17.0960	8.4739	8.6221	2.9652	16.4846	7.0388	5.1028	4.3430	11.6506	5.3043	6.3463
	S	109.413	115.484	112.243	120.314	92.885	73.139	112.291	129.226	86.486	99.481	75.226	78.653	91.412	96.148	87.453
6	T	4.7592	12.0286	7.2057	4.8229	17.0081	8.3212	8.6869	2.9695	20.0279	7.0430	7.7127	5.2722		5.6653	
	S	108.307	114.500	111.181	119.458	93.365	74.481	111.453	129.039	71.185	99.422	49.770	64.791		90.022	

Event: Allied Building Products GP of Mid-Ohio

Round 10/11/12

Track: Mid-Ohio Sports Car Course

2.258 mile(s)



Report: Section Data Report

USF2000

Session: Practice Final

August 2, 2014

Section Data for Car 15 - Myasava, Gustavo (R)

Lap	T/S	I6 to I7	I6 to I7A	I7A to I7	I7 to I8	I8 to SF	Lap	PO to SF
1	T	9.1749	3.6977	5.4772	6.0873	5.1142	87.2072	90.4491
	S	99.729	102.890	97.595	67.876	87.324	93.212	84.178
2	T	8.7763	3.5754	5.2009	5.4976	5.0411	84.8139	
	S	104.258	106.409	102.779	75.157	88.590	95.843	
3	T	8.8084	3.5744	5.2340	5.4908	4.9446	84.2569	
	S	103.878	106.439	102.129	75.250	90.319	96.476	
4	T	8.6948	3.5601	5.1347	5.4036	4.9781	83.9031	
	S	105.235	106.866	104.105	76.464	89.711	96.883	
5	T	8.7175	3.5662	5.1513	5.4064	4.9215	83.8790	
	S	104.961	106.683	103.769	76.425	90.743	96.911	
6	T	8.7699	3.5521	5.2178	5.3549	5.0737		
	S	104.334	107.107	102.447	77.160	88.021		

Event: Allied Building Products GP of Mid-Ohio
 Track: Mid-Ohio Sports Car Course
 Report: Section Data Report
 Session: Practice Final

Round 10/11/12
 2.258 mile(s)
 USF2000
 August 2, 2014



Section Data for Car 16 - Dayson, James

Lap	T/SF to I1	I1 to I2	I1 to I2A	I2A to I2	I2 to I3	I2 to I3A	I3A to I3	I3 to I4	I4 to I5	I4 to I5A	I5A to I5B	I5B to I5	I5 to I6	I5 to I6A	I6A to I6	
1	T	4.9245	13.0396	7.9846	5.0550	17.7120	8.8860	8.8260	3.0058	18.5675	7.9306	5.6139	5.0230	12.5556	5.6294	6.9262
	S	104.671	105.622	100.335	113.974	89.654	69.747	109.697	127.481	76.784	88.294	68.377	68.005	84.823	90.596	80.131
2	T	4.9035	13.7594	8.4197	5.3397	17.6659	8.8891	8.7768	2.9745	18.4872	7.6969	5.5044	5.2859	12.5364	5.6291	6.9073
	S	105.120	100.097	95.150	107.897	89.888	69.723	110.311	128.822	77.117	90.975	69.738	64.623	84.953	90.601	80.350
3	T	4.9112	13.5647	8.3298	5.2349	17.4222	8.6351	8.7871	2.9984	18.6856	7.8100	5.5425	5.3331	12.3936	5.6427	6.7509
	S	104.955	101.534	96.177	110.057	91.145	71.774	110.182	127.795	76.298	89.658	69.258	64.051	85.931	90.382	82.211
4	T	5.2035	12.6867	7.7461	4.9406	17.3838	8.6360	8.7478	2.9665	19.6131	7.7317	5.6461	6.2353	12.7345	5.8801	6.8544
	S	99.059	108.560	103.424	116.613	91.347	71.766	110.677	129.170	72.690	90.566	67.987	54.783	83.631	86.733	80.970
5	T	4.9100	14.9579	9.3269	5.6310	17.5733	8.8177	8.7556	2.9692	17.7826	7.5333	5.4536	4.7957	12.2769	5.4584	6.8185
	S	104.981	92.077	85.895	102.315	90.362	70.287	110.579	129.052	80.173	92.951	70.387	71.229	86.748	93.434	81.396
6	T	4.8828	12.6363	7.7097	4.9266	17.4017	8.6396	8.7621	2.9714	17.7141	7.5588	5.4302	4.7251	12.2910	5.4228	6.8682
	S	105.565	108.993	103.913	116.944	91.253	71.736	110.497	128.957	80.483	92.637	70.691	72.293	86.649	94.047	80.807
7	T															
	S															

Event: Allied Building Products GP of Mid-Ohio

Round 10/11/12

Track: Mid-Ohio Sports Car Course

2.258 mile(s)



Report: Section Data Report

USF2000

Session: Practice Final

August 2, 2014

Section Data for Car 16 - Dayson, James

Lap	T/S I6 to I7	I6 to I7A	I7A to I7	I7 to I8	I8 to SF	Lap	PO to SF	
1	T	9.9698	3.7780	6.1918	6.4214	5.1191	91.3153	95.7529
	S	91.777	100.703	86.331	64.345	87.240	89.019	79.516
2	T	9.6215	3.6736	5.9479	6.1797	5.0719	91.2000	
	S	95.100	103.564	89.871	66.861	88.052	89.132	
3	T	9.5126	3.6488	5.8638	5.8957	4.9851	90.3691	
	S	96.188	104.268	91.160	70.082	89.585	89.951	
4	T	9.4203	3.6148	5.8055	5.9174	5.1296	91.0554	
	S	97.131	105.249	92.076	69.825	87.062	89.273	
5	T	10.9717	3.6759	7.2958	6.0751	5.0946	92.6113	
	S	83.396	103.500	73.268	68.012	87.660	87.773	
6	T	9.4376	3.6286	5.8090	5.7936	4.9783	88.1068	
	S	96.953	104.849	92.020	71.317	89.708	92.261	
7	T	9.4984	3.6763				94.4338	
	S	96.332	103.488				86.079	

Event: Allied Building Products GP of Mid-Ohio
 Track: Mid-Ohio Sports Car Course
 Report: Section Data Report
 Session: Practice Final

Round 10/11/12
 2.258 mile(s)
 USF2000
 August 2, 2014



Section Data for Car 17 - Franzoni, Victor (R)

Lap	T/SF to I1	I1 to I2	I1 to I2A	I2A to I2	I2 to I3	I2 to I3A	I3A to I3	I3 to I4	I4 to I5	I4 to I5A	I5A to I5B	I5B to I5	I5 to I6	I5 to I6A	I6A to I6	
1	T	4.7477	12.1453	7.3042	4.8411	16.9952	8.3765	8.6187	2.9716	16.7432	7.1689	5.2275	4.3468	11.7148	5.2974	6.4174
	S	108.569	113.400	109.682	119.009	93.435	73.989	112.335	128.948	85.150	97.676	73.432	78.584	90.911	96.274	86.484
2	T	4.7009	11.9091	7.1360	4.7731	16.9185	8.2895	8.6290	2.9624	16.5567	7.0427	5.1735	4.3405	11.6631	5.2888	6.3743
	S	109.650	115.649	112.267	120.705	93.859	74.766	112.201	129.348	86.109	99.426	74.198	78.699	91.314	96.430	87.068
3	T	4.7277	12.1928	7.3727	4.8201	16.7951	8.1996	8.5955	2.9468	16.4389	7.0376	5.0927	4.3086	11.5733	5.2413	6.3320
	S	109.029	112.958	108.663	119.528	94.549	75.586	112.638	130.033	86.726	99.498	75.375	79.281	92.022	97.304	87.650
4	T	4.6496	11.9274	7.1367	4.7907	16.8318	8.2675	8.5643	2.9237	16.7082	7.0407	5.1815	4.4860	11.8724	5.4437	6.4287
	S	110.860	115.471	112.256	120.261	94.343	74.965	113.049	131.061	85.328	99.454	74.083	76.146	89.704	93.686	86.332
5	T				5.1442	16.9584	8.3443	8.6141								
	S				111.997	93.638	74.275	112.395								

Event: Allied Building Products GP of Mid-Ohio

Round 10/11/12

Track: Mid-Ohio Sports Car Course

2.258 mile(s)



Report: Section Data Report

USF2000

Session: Practice Final

August 2, 2014

Section Data for Car 17 - Franzoni, Victor (R)

Lap	T/S	I6 to I7	I6 to I7A	I7A to I7	I7 to I8	I8 to SF	Lap	PI to PO	PO to SF	SF to PI
1	T	9.0793	3.6025	5.4768	5.7390	4.9904	85.1265		87.0597	
	S	100.779	105.608	97.602	71.995	89.490	95.491		87.456	
2	T	8.9204	3.5592	5.3612	5.5007	4.9269	84.0587			
	S	102.574	106.893	99.706	75.114	90.643	96.704			
3	T	8.6657	3.5429	5.1228	5.4784	4.8734	83.6921			
	S	105.589	107.385	104.346	75.420	91.638	97.127			
4	T	8.6718	3.5272	5.1446	5.4717	4.8458	83.9024			82.8078
	S	105.514	107.863	103.904	75.513	92.160	96.884			92.778
5	T	10.6785	3.5740	7.1045			218.2142	132.2645		
	S	85.686	106.451	75.240			37.251	6.789		

Event: Allied Building Products GP of Mid-Ohio
Track: Mid-Ohio Sports Car Course
Report: Section Data Report
Session: Practice Final

Round 10/11/12
2.258 mile(s)
USF2000
August 2, 2014



Section Data for Car 2 - Eidson, Jake

Lap	T/SF to I1	I1 to I2	I1 to I2A	I2A to I2	I2 to I3	I2 to I3A	I3A to I3	I3 to I4	I4 to I5	I4 to I5A	I5A to I5B	I5B to I5	I5 to I6	I5 to I6A	I6A to I6	
1	T	4.6809	11.9192	7.1346	4.7846	16.9577	8.4226	8.5351	2.9114	16.7385	7.0893	5.2740	4.3752	11.7697	5.3642	6.4055
	S	110.119	115.551	112.289	120.415	93.642	73.584	113.435	131.614	85.174	98.772	72.784	78.074	90.487	95.075	86.644
2	T	4.6460	11.8212	7.0652	4.7560	16.7852	8.2963	8.4889	2.9071	16.4821	7.0271	5.1745	4.2805	11.6891	5.2901	6.3990
	S	110.946	116.509	113.392	121.139	94.604	74.705	114.053	131.809	86.499	99.647	74.184	79.802	91.111	96.406	86.732
3	T	4.6340	11.6987	6.9837	4.7150	16.8014	8.2763	8.5251	2.9161	16.2749	6.9245	5.0882	4.2622	11.5554	5.2372	6.3182
	S	111.233	117.729	114.715	122.192	94.513	74.885	113.568	131.402	87.600	101.123	75.442	80.144	92.165	97.380	87.841
4	T	4.6537	11.6408	6.9437	4.6971	16.6986	8.1952	8.5034	2.9048	16.2349	6.8921	5.0775	4.2653	11.4644	5.2480	6.2164
	S	110.762	118.314	115.376	122.658	95.095	75.626	113.858	131.913	87.816	101.599	75.601	80.086	92.896	97.180	89.280
5	T	4.6388	11.6333	6.9501	4.6832	16.6450	8.1364	8.5086	2.9216	16.2303	6.9262	5.0578	4.2463	11.5342	5.2737	6.2605
	S	111.118	118.391	115.270	123.022	95.401	76.173	113.789	131.155	87.841	101.098	75.895	80.444	92.334	96.706	88.651
6	T	4.6235	11.7062	6.9686	4.7376	16.9875	8.3056	8.6819	2.9314	16.0968	6.8169	5.0277	4.2522	11.5144	5.2710	6.2434
	S	111.486	117.653	114.964	121.609	93.478	74.621	111.517	130.716	88.569	102.719	76.350	80.333	92.493	96.756	88.894
7	T	4.6289	11.5947	6.9055	4.6892	16.7137	8.1963	8.5174	2.9145	16.0617	6.8160	5.0313				
	S	111.356	118.785	116.014	122.865	95.009	75.616	113.671	131.474	88.763	102.733	76.295				

Event: Allied Building Products GP of Mid-Ohio

Round 10/11/12

Track: Mid-Ohio Sports Car Course

2.258 mile(s)



Report: Section Data Report

USF2000

Session: Practice Final

August 2, 2014

Section Data for Car 2 - Eidson, Jake

Lap	T/S	I6 to I7	I6 to I7A	I7A to I7	I7 to I8	I8 to SF	Lap	PO to SF	SF to PI
1	T	8.8692	3.5688	5.3004	5.6502	4.9006	84.3974	85.9721	
	S	103.166	106.606	100.850	73.127	91.130	96.316	88.562	
2	T	8.8079	3.5852	5.2227	5.5109	4.8809	83.5304		
	S	103.884	106.118	102.350	74.975	91.498	97.315		
3	T	8.6721	3.5726	5.0995	5.3887	4.8852	82.8265		
	S	105.511	106.492	104.823	76.676	91.417	98.143		
4	T	8.6172	3.5478	5.0694	5.4597	4.8716	82.5457		
	S	106.183	107.237	105.446	75.678	91.672	98.476		
5	T	8.5745	3.4827	5.0918	5.5763	4.8859	82.6399		
	S	106.712	109.241	104.982	74.096	91.404	98.364		
6	T	8.6730	3.5850	5.0880	5.4123	4.8338	82.7789		
	S	105.500	106.124	105.060	76.341	92.389	98.199		
7	T	8.5623	3.5276	5.0347	5.3307	4.8221	82.3039		80.8952
	S	106.864	107.851	106.172	77.510	92.613	98.766		94.971

Event: Allied Building Products GP of Mid-Ohio
Track: Mid-Ohio Sports Car Course
Report: Section Data Report
Session: Practice Final

Round 10/11/12
2.258 mile(s)
USF2000
August 2, 2014



Section Data for Car 21 - Jamin, Nico (R)

Lap	T/SF to I1	I1 to I2	I1 to I2A	I2A to I2	I2 to I3	I2 to I3A	I3A to I3	I3 to I4	I4 to I5	I4 to I5A	I5A to I5B	I5B to I5	I5 to I6	I5 to I6A	I6A to I6	
1	T	4.6825	13.1641	7.9219	5.2422	17.1675	8.5633	8.6042	2.9071	16.7583	7.1655	5.2263	4.3665	11.6962	5.3038	6.3924
	S	110.081	104.623	101.129	109.904	92.498	72.375	112.524	131.809	85.073	97.722	73.448	78.230	91.055	96.157	86.822
2	T	4.6735	11.9014	7.1419	4.7595	16.8074	8.2876	8.5198	2.9023	16.5038	7.0374	5.1368	4.3296	11.5732	5.2910	6.2822
	S	110.293	115.724	112.174	121.050	94.479	74.783	113.639	132.027	86.385	99.501	74.728	78.897	92.023	96.390	88.345
3	T	4.6477	11.9659	7.1951	4.7708	16.7141	8.1980	8.5161	2.8947	16.4610	7.0321	5.1353	4.2936	11.6339	5.2939	6.3400
	S	110.905	115.100	111.345	120.763	95.007	75.600	113.688	132.374	86.610	99.576	74.750	79.558	91.543	96.337	87.539
4	T	4.6517	11.8699	7.1247	4.7452	16.8263	8.2536	8.5727	2.9090	16.3338	6.9892	5.0960	4.2486	11.5547	5.2901	6.2646
	S	110.810	116.031	112.445	121.415	94.373	75.091	112.938	131.723	87.284	100.187	75.326	80.401	92.170	96.406	88.593
5	T				5.1958	17.1733	8.5487	8.6246	2.9352	16.2866	6.9401	5.0582	4.2883	11.5077	5.2537	6.2540
	S				110.885	92.466	72.499	112.258	130.547	87.537	100.896	75.889	79.656	92.547	97.074	88.743
6	T	4.6935	11.8609	7.1017	4.7592	16.7320	8.1712	8.5608	2.9218	16.1175	6.8366	5.0400	4.2409			
	S	109.823	116.119	112.809	121.057	94.905	75.848	113.095	131.146	88.456	102.423	76.163	80.547			

Event: Allied Building Products GP of Mid-Ohio
Track: Mid-Ohio Sports Car Course
Report: Section Data Report
Session: Practice Final

Round 10/11/12
2.258 mile(s)
USF2000
August 2, 2014



Section Data for Car 21 - Jamin, Nico (R)

Lap	T/S	I6 to I7	I6 to I7A	I7A to I7	I7 to I8	I8 to SF	Lap	PI to PO	PO to SF	SF to PI
1	T	9.0086	3.5999	5.4087	5.6051	4.9061	85.8955		85.8629	
	S	101.570	105.685	98.831	73.715	91.028	94.636		88.675	
2	T	8.8804	3.5891	5.2913	5.4708	4.8825	83.5953			
	S	103.036	106.003	101.023	75.525	91.468	97.240			
3	T	8.7764	3.5604	5.2160	5.4108	4.8970	83.4015			
	S	104.257	106.857	102.482	76.362	91.197	97.466			
4	T	8.7537	3.5668	5.1869	5.4153	4.8651	83.1795			79.4445
	S	104.527	106.666	103.057	76.299	91.795	97.726			96.706
5	T	8.6712	3.5678	5.1034			155.5529	77.6400	81.6412	
	S	105.522	106.636	104.743			52.257	11.566	93.260	
6	T	8.7512	3.5605	5.1907	5.3577	4.9185	82.8859			80.5411
	S	104.557	106.854	102.981	77.119	90.798	98.072			95.389

Event: Allied Building Products GP of Mid-Ohio
 Track: Mid-Ohio Sports Car Course
 Report: Section Data Report
 Session: Practice Final

Round 10/11/12
 2.258 mile(s)
 USF2000
 August 2, 2014



Section Data for Car 23 - Owen, Will (R)

Lap	T/SF to I1	I1 to I2	I1 to I2A	I2A to I2	I2 to I3	I2 to I3A	I3A to I3	I3 to I4	I4 to I5	I4 to I5A	I5A to I5B	I5B to I5	I5 to I6	I5 to I6A	I6A to I6	
1	T	4.7356	12.4163	7.4781	4.9382	17.5301	8.8829	8.6472	2.9220	17.0286	7.3447	5.2518	4.4321	11.6759	5.3026	6.3733
	S	108.847	110.925	107.131	116.669	90.584	69.771	111.965	131.137	83.723	95.338	73.092	77.072	91.214	96.179	87.082
2	T	4.6846	12.0033	7.1852	4.8181	16.9890	8.3902	8.5988	2.9383	16.6114	7.1278	5.1606	4.3230	11.5858	5.2646	6.3212
	S	110.032	114.741	111.498	119.578	93.470	73.869	112.595	130.409	85.826	98.239	74.384	79.017	91.923	96.873	87.800
3	T	4.7249	11.9311	7.1423	4.7888	17.3598	8.5091	8.8507	2.9528	16.6500	7.1880	5.1349	4.3271	11.6779	5.2499	6.4280
	S	109.093	115.436	112.168	120.309	91.473	72.836	109.390	129.769	85.627	97.416	74.756	78.942	91.198	97.145	86.341
4	T	4.6726	11.9982	7.1798	4.8184	16.8685	8.3085	8.5600	2.9263	16.6296	7.2079	5.1362	4.2855	11.5013	5.2394	6.2619
	S	110.314	114.790	111.582	119.570	94.137	74.595	113.105	130.944	85.732	97.147	74.737	79.709	92.598	97.339	88.631
5	T				5.3666	17.4995	8.8674	8.6321	2.9450	16.8094	7.2685	5.1296	4.4113	12.6157	5.3949	7.2208
	S				107.356	90.743	69.893	112.161	130.113	84.815	96.337	74.833	77.435	84.419	94.534	76.861
6	T															
	S															

Event: Allied Building Products GP of Mid-Ohio

Round 10/11/12

Track: Mid-Ohio Sports Car Course

2.258 mile(s)



Report: Section Data Report

USF2000

Session: Practice Final

August 2, 2014

Section Data for Car 23 - Owen, Will (R)

Lap	T/S	I6 to I7	I6 to I7A	I7A to I7	I7 to I8	I8 to SF	Lap	PI to PO	PO to SF	SF to PI
1	T	9.2096	3.6080	5.6016	5.5717	4.9952	86.0850		89.9638	
	S	99.353	105.447	95.427	74.157	89.404	94.428		84.633	
2	T	8.8538	3.5346	5.3192	5.4201	4.9189	84.0052			
	S	103.345	107.637	100.494	76.231	90.791	96.765			
3	T	8.6944	3.5523	5.1421	6.1304	5.0826	85.2039			
	S	105.240	107.101	103.955	67.399	87.867	95.404			
4	T	8.8309	3.6234	5.2075	5.4430	4.9149	83.7853			80.4083
	S	103.613	104.999	102.649	75.911	90.865	97.019			95.546
5	T	8.7228	3.5613	5.1615			195.8078	115.1061	84.3114	
	S	104.898	106.830	103.564			41.514	7.801	90.306	
6	T	9.0685	3.7581	5.3104	5.4212	4.9318	85.0999			
	S	100.899	101.236	100.660	76.216	90.553	95.521			

Event: Allied Building Products GP of Mid-Ohio
Track: Mid-Ohio Sports Car Course
Report: Section Data Report
Session: Practice Final

Round 10/11/12
2.258 mile(s)
USF2000
August 2, 2014



Section Data for Car 24 - Portante, Peter

Lap	T/SF to I1	I1 to I2	I1 to I2A	I2A to I2	I2 to I3	I2 to I3A	I3A to I3	I3 to I4	I4 to I5	I4 to I5A	I5A to I5B	I5B to I5	I5 to I6	I5 to I6A	I6A to I6	
1	T	4.6665	12.0039	7.1661	4.8378	16.9739	8.4242	8.5497	2.9269	16.8411	7.1763	5.1872	4.4776	12.6138	5.7309	6.8829
	S	110.458	114.735	111.795	119.091	93.553	73.571	113.242	130.917	84.655	97.575	74.002	76.289	84.431	88.991	80.635
2	T	4.6730	11.7645	7.0227	4.7418	16.7282	8.2184	8.5098	2.9181	16.2008	6.9203	5.0977	4.1828	11.5673	5.2397	6.3276
	S	110.305	117.070	114.078	121.502	94.927	75.413	113.773	131.312	88.001	101.185	75.301	81.666	92.070	97.334	87.711
3	T	4.6439	11.5817	6.8860	4.6957	16.6435	8.1524	8.4911	2.9065	16.0192	6.8188	5.0344	4.1660	11.3890	5.1856	6.2034
	S	110.996	118.918	116.343	122.694	95.410	76.023	114.023	131.836	88.998	102.691	76.248	81.995	93.511	98.349	89.467
4	T	4.6298	11.6711	6.9589	4.7122	16.4807	8.0073	8.4734	2.8981	16.1928	6.9013	5.0827	4.2088	11.4555	5.2045	6.2510
	S	111.334	118.007	115.124	122.265	96.352	77.401	114.261	132.218	88.044	101.463	75.524	81.161	92.968	97.992	88.786
5	T	4.6072	11.9383	6.8367												
	S	111.880	115.366	117.182												

Event: Allied Building Products GP of Mid-Ohio

Round 10/11/12

Track: Mid-Ohio Sports Car Course

2.258 mile(s)



Report: Section Data Report

USF2000

Session: Practice Final

August 2, 2014

Section Data for Car 24 - Portante, Peter

Lap	T/S	I6 to I7	I6 to I7A	I7A to I7	I7 to I8	I8 to SF	Lap	PO to SF	SF to PI
1	T	9.0377	3.6034	5.4343	5.5747	4.9183	85.5568	86.6541	
	S	101.243	105.582	98.365	74.117	90.802	95.011	87.865	
2	T	8.9368	3.5933	5.3435	5.7982	4.9687	83.5556		
	S	102.386	105.879	100.037	71.260	89.881	97.286		
3	T	8.8311	3.6149	5.2162	5.3495	4.8717	82.2361		
	S	103.611	105.246	102.478	77.237	91.670	98.847		
4	T	8.8538	3.5019	5.3519	5.4483	4.8624	82.4925		
	S	103.345	108.642	99.880	75.837	91.846	98.540		
5	T	8.6152	3.5017	5.1135	5.3179	4.8161	88.7809		87.8860
	S	106.208	108.649	104.536	77.696	92.729	91.560		87.417

Event: Allied Building Products GP of Mid-Ohio
 Track: Mid-Ohio Sports Car Course
 Report: Section Data Report
 Session: Practice Final

Round 10/11/12
 2.258 mile(s)
 USF2000
 August 2, 2014



Section Data for Car 3 - Andres Soori, Keyvan (R)

Lap	T/SF to I1	I1 to I2	I1 to I2A	I2A to I2	I2 to I3	I2 to I3A	I3A to I3	I3 to I4	I4 to I5	I4 to I5A	I5A to I5B	I5B to I5	I5 to I6	I5 to I6A	I6A to I6	
1	T				5.2067	17.3492	8.6423	8.7069	2.9697	17.3829	7.2665	5.3897	4.7267	11.8433	5.3111	6.5322
	S				110.653	91.529	71.714	111.197	129.030	82.016	96.364	71.222	72.268	89.924	96.025	84.964
2	T	4.7827	12.6552	7.7598	4.8954	17.0762	8.4454	8.6308	2.9441	16.8984	7.1645	5.3074	4.4265	11.8410	5.4270	6.4140
	S	107.775	108.831	103.242	117.689	92.992	73.386	112.178	130.152	84.368	97.736	72.326	77.170	89.942	93.975	86.529
3	T	4.6708	12.0332	7.2339	4.7993	16.9556	8.3394	8.6162	2.9371	16.7006	7.0735	5.2139	4.4132	11.7015	5.3074	6.3941
	S	110.357	114.456	110.748	120.046	93.654	74.319	112.368	130.463	85.367	98.993	73.623	77.402	91.014	96.092	86.799
4	T	4.6781	11.9119	7.1350	4.7769	16.8445	8.2746	8.5699	2.9124	16.7458	7.0919	5.2385	4.4154	11.8469	5.3270	6.5199
	S	110.185	115.622	112.283	120.609	94.271	74.901	112.975	131.569	85.137	98.736	73.277	77.364	89.897	95.739	85.124
5	T	4.6617	11.9173	7.0711	4.8462	17.0879	8.5562	8.5317	2.8869	16.6118	7.0721	5.1940	4.3457	11.7936	5.2792	6.5144
	S	110.572	115.569	113.297	118.884	92.929	72.436	113.481	132.731	85.823	99.013	73.905	78.604	90.303	96.606	85.196
6	T															
	S															

Event: Allied Building Products GP of Mid-Ohio

Round 10/11/12

Track: Mid-Ohio Sports Car Course

2.258 mile(s)



Report: Section Data Report

USF2000

Session: Practice Final

August 2, 2014

Section Data for Car 3 - Andres Soori, Keyvan (R)

Lap	T/S	I6 to I7	I6 to I7A	I7A to I7	I7 to I8	I8 to SF	Lap	PI to PO	PO to SF
1	T	9.2600	3.6332	5.6268			177.9322	96.4829	84.2228
	S	98.812	104.716	95.000			45.685	9.307	90.401
2	T	8.9779	3.5823	5.3956	5.7323	4.9672	85.8750		
	S	101.917	106.204	99.071	72.080	89.908	94.659		
3	T	8.7953	3.5314	5.2639	5.7074	4.8544	84.3559		
	S	104.033	107.735	101.549	72.394	91.997	96.363		
4	T	10.1376	3.5459	6.5917	5.5972	4.8898	85.5642		
	S	90.258	107.294	81.094	73.819	91.331	95.002		
5	T	8.8696	3.5793	5.2903	5.5973	4.8479	84.2740		
	S	103.161	106.293	101.043	73.818	92.120	96.457		
6	T	8.7423	3.5611	5.1812	5.5939		90.9229		
	S	104.664	106.836	103.170	73.863		89.403		

Event: Allied Building Products GP of Mid-Ohio
Track: Mid-Ohio Sports Car Course
Report: Section Data Report
Session: Practice Final

Round 10/11/12
2.258 mile(s)
USF2000
August 2, 2014



Section Data for Car 4 - Burkett, Daniel

Lap	T/SF to I1	I1 to I2	I1 to I2A	I2A to I2	I2 to I3	I2 to I3A	I3A to I3	I3 to I4	I4 to I5	I4 to I5A	I5A to I5B	I5B to I5	I5 to I6	I5 to I6A	I6A to I6	
1	T	4.7040	12.3038	7.3686	4.9352	16.9981	8.3975	8.6006	2.9386	16.6540	7.1081	5.2275	4.3184	11.6241	5.2825	6.3416
	S	109.578	111.939	108.723	116.740	93.420	73.804	112.571	130.396	85.606	98.511	73.432	79.101	91.620	96.545	87.517
2	T	4.6822	11.7589	6.9938	4.7651	16.9772	8.3941	8.5831	2.9406	16.3434	6.9259	5.0987	4.3188	11.5925	5.3095	6.2830
	S	110.088	117.126	114.550	120.908	93.535	73.834	112.801	130.307	87.233	101.103	75.287	79.094	91.870	96.054	88.334
3	T	4.6511	11.6616	6.9427	4.7189	16.7686	8.2222	8.5464	2.9302	16.3169	7.0050	5.0570	4.2549	11.5318	5.2916	6.2402
	S	110.824	118.103	115.393	122.091	94.698	75.378	113.285	130.770	87.375	99.961	75.907	80.282	92.353	96.379	88.939
4	T	4.6440	11.7296	6.9954	4.7342	16.7706	8.2127	8.5579	2.9142	16.6352	7.2138	5.0880	4.3334	11.6313	5.2542	6.3771
	S	110.994	117.419	114.523	121.697	94.687	75.465	113.133	131.488	85.703	97.068	75.445	78.827	91.563	97.065	87.030
5	T				6.0897	31.6062	12.6024	19.0038	7.3614	24.1053	12.8862	6.1552	5.0639	13.7145	6.3217	7.3928
	S				94.608	50.242	49.179	50.947	52.053	59.144	54.339	62.364	67.456	77.655	80.675	75.073

Event: Allied Building Products GP of Mid-Ohio

Round 10/11/12

Track: Mid-Ohio Sports Car Course

2.258 mile(s)



Report: Section Data Report

USF2000

Session: Practice Final

August 2, 2014

Section Data for Car 4 - Burkett, Daniel

Lap	T/S	I6 to I7	I6 to I7A	I7A to I7	I7 to I8	I8 to SF	Lap	PI to PO	PO to SF	SF to PI
1	T	8.7096	3.5608	5.1488	5.5183	4.9330	84.3835		85.7081	
	S	105.056	106.845	103.819	74.875	90.531	96.332		88.835	
2	T	8.8270	3.6242	5.2028	5.4861	4.9398	83.5477			
	S	103.659	104.976	102.742	75.314	90.407	97.295			
3	T	8.6252	3.5581	5.0671	5.4208	4.8864	82.7926			
	S	106.084	106.926	105.493	76.222	91.395	98.183			
4	T	8.5803	3.5184	5.0619	5.3548	4.8796	83.1396			80.3113
	S	106.640	108.133	105.602	77.161	91.522	97.773			95.662
5	T	8.7771	3.5768	5.2003			235.0900	126.2546		
	S	104.249	106.367	102.791			34.577	7.112		

Event: Allied Building Products GP of Mid-Ohio
Track: Mid-Ohio Sports Car Course
Report: Section Data Report
Session: Practice Final

Round 10/11/12
2.258 mile(s)
USF2000
August 2, 2014



Section Data for Car 44 - Slaghekke, Jeroen

Lap	T/SF to I1	I1 to I2	I1 to I2A	I2A to I2	I2 to I3	I2 to I3A	I3A to I3	I3 to I4	I4 to I5	I4 to I5A	I5A to I5B	I5B to I5	I5 to I6	I5 to I6A	I6A to I6	
1	T	4.6892	12.1838	7.3463	4.8375	16.9593	8.3915	8.5678	2.9361	16.7324	7.1025	5.2636	4.3663	11.7194	5.3199	6.3995
	S	109.924	113.041	109.053	119.098	93.633	73.857	113.002	130.507	85.205	98.589	72.928	78.233	90.875	95.866	86.726
2	T	4.6897	11.9970	7.2102	4.7868	16.7959	8.2474	8.5485	2.9436	16.4127	7.0156	5.0839	4.3132	11.6631	5.3392	6.3239
	S	109.912	114.801	111.112	120.359	94.544	75.148	113.258	130.175	86.865	99.810	75.506	79.197	91.314	95.520	87.762
3	T	4.6486	11.8939	7.1535	4.7404	16.7424	8.1702	8.5722	2.9547	16.3608	7.0737	5.0084	4.2787	11.5261	5.2499	6.2762
	S	110.884	115.797	111.992	121.537	94.846	75.858	112.944	129.686	87.140	98.990	76.644	79.835	92.399	97.145	88.429
4	T	4.6462	11.7976	7.0706	4.7270	16.7371	8.1793	8.5578	2.9476	16.2767	7.0671	4.9502	4.2594	11.4787	5.2609	6.2178
	S	110.941	116.742	113.305	121.882	94.876	75.773	113.134	129.998	87.590	99.083	77.545	80.197	92.781	96.942	89.260
5	T	4.6565	11.7337	7.0276	4.7061	16.7282	8.1771	8.5511	2.9456	16.1820	6.9672	5.0001	4.2147	11.4415	5.2415	6.2000
	S	110.696	117.378	113.999	122.423	94.927	75.794	113.223	130.086	88.103	100.503	76.771	81.048	93.082	97.300	89.516
6	T	4.6383	11.7223	7.0078	4.7145	16.6230	8.0925	8.5305	2.9328	16.2925	6.8993	5.1143	4.2789	12.1444	5.2763	6.8681
	S	111.130	117.492	114.321	122.205	95.528	76.586	113.496	130.654	87.505	101.493	75.057	79.831	87.695	96.659	80.808
7	T	4.6706	11.7422	7.0153	4.7269	17.0102	8.2553	8.7549	2.9722	16.2269	7.0077					
	S	110.362	117.293	114.198	121.885	93.353	75.076	110.587	128.922	87.859	99.923					

Event: Allied Building Products GP of Mid-Ohio

Round 10/11/12

Track: Mid-Ohio Sports Car Course

2.258 mile(s)



Report: Section Data Report

USF2000

Session: Practice Final

August 2, 2014

Section Data for Car 44 - Slaghekke, Jeroen

Lap	T/S	I6 to I7	I6 to I7A	I7A to I7	I7 to I8	I8 to SF	Lap	PO to SF	SF to PI
1	T	9.1605	3.6043	5.5562	5.4606	4.9664	84.8077	85.5587	
	S	99.885	105.556	96.207	75.666	89.922	95.850	88.990	
2	T	8.8561	3.5875	5.2686	5.3144	4.9896	83.6621		
	S	103.319	106.050	101.459	77.748	89.504	97.162		
3	T	9.0648	3.5613	5.5035	5.3454	4.8837	83.4204		
	S	100.940	106.830	97.128	77.297	91.445	97.444		
4	T	8.7395	3.5301	5.2094	5.2300	4.9050	82.7584		
	S	104.697	107.774	102.612	79.002	91.048	98.223		
5	T	8.6331	3.5206	5.1125	5.2515	4.9222	82.4943		
	S	105.987	108.065	104.557	78.679	90.730	98.538		
6	T	8.6213	3.5309	5.0904	5.2069	4.8594	83.0409		
	S	106.132	107.750	105.011	79.353	91.902	97.889		
7	T	8.9384	3.6058	5.3326	5.2945	4.9123	83.3294		79.6885
	S	102.367	105.512	100.241	78.040	90.913	97.550		96.409

Event: Allied Building Products GP of Mid-Ohio
Track: Mid-Ohio Sports Car Course
Report: Section Data Report
Session: Practice Final

Round 10/11/12
2.258 mile(s)
USF2000
August 2, 2014



Section Data for Car 5 - Telitz, Aaron (R)

Lap	T/SF to I1	I1 to I2	I1 to I2A	I2A to I2	I2 to I3	I2 to I3A	I3A to I3	I3 to I4	I4 to I5	I4 to I5A	I5A to I5B	I5B to I5	I5 to I6	I5 to I6A	I6A to I6	
1	T	4.7021	12.1250	7.3186	4.8064	17.0570	8.5026	8.5544	2.9162	16.7014	7.1525	5.1913	4.3576	11.7061	5.2886	6.4175
	S	109.622	113.590	109.466	119.869	93.097	72.892	113.179	131.398	85.363	97.900	73.944	78.390	90.978	96.434	86.482
2	T	4.6399	11.8366	7.0807	4.7559	16.8060	8.3302	8.4758	2.9024	16.4038	7.0180	5.0856	4.3002	11.6317	5.2463	6.3854
	S	111.092	116.357	113.144	121.141	94.487	74.401	114.229	132.022	86.912	99.776	75.481	79.436	91.560	97.211	86.917
3	T	4.6125	11.6688	6.9680	4.7008	16.6250	8.1567	8.4683	2.9026	16.2197	6.9519	5.0694	4.1984	11.5648	5.2220	6.3428
	S	111.752	118.030	114.974	122.561	95.516	75.983	114.330	132.013	87.898	100.725	75.722	81.362	92.090	97.664	87.501
4	T	4.6276	13.3230	7.8922	5.4308	17.0282	8.4942	8.5340	2.9156	16.5266	7.1279	5.1808	4.2179	11.5208	5.2319	6.2889
	S	111.387	103.376	101.510	106.087	93.254	72.964	113.450	131.425	86.266	98.238	74.094	80.986	92.441	97.479	88.251
5	T	4.6277	11.6856	6.9776	4.7080	16.5987	8.1098	8.4889	2.9109	16.0898	6.8941	5.0179	4.1778	11.3434	5.1650	6.1784
	S	111.385	117.861	114.815	122.374	95.667	76.423	114.053	131.637	88.608	101.569	76.499	81.763	93.887	98.742	89.829
6	T	4.6158	11.7072	6.9969	4.7103	16.5425	8.0742	8.4683	2.8949	16.1280	6.8961	5.0670	4.1649	11.4382	5.2036	6.2346
	S	111.672	117.643	114.499	122.314	95.992	76.760	114.330	132.364	88.398	101.540	75.758	82.017	93.109	98.009	89.019
7	T															
	S															

Event: Allied Building Products GP of Mid-Ohio

Round 10/11/12

Track: Mid-Ohio Sports Car Course

2.258 mile(s)



Report: Section Data Report

USF2000

Session: Practice Final

August 2, 2014

Section Data for Car 5 - Telitz, Aaron (R)

Lap	T/S	I6 to I7	I6 to I7A	I7A to I7	I7 to I8	I8 to SF	Lap	PO to SF	SF to PI
1	T	9.2085	3.5685	5.6400	5.6982	4.9379	85.0524	87.6211	
	S	99.365	106.615	94.778	72.511	90.441	95.574	86.895	
2	T	8.8405	3.5338	5.3067	5.5199	4.8448	83.4256		
	S	103.501	107.662	100.730	74.853	92.179	97.438		
3	T	8.6813	3.5502	5.1311	5.3842	4.8149	82.4738		
	S	105.399	107.164	104.178	76.740	92.752	98.562		
4	T	8.6490	3.5684	5.0806	5.2768	4.8892	84.7568		
	S	105.793	106.618	105.213	78.302	91.342	95.907		
5	T	8.6303	3.5002	5.1301	5.3404	4.8244	82.0512		
	S	106.022	108.695	104.198	77.369	92.569	99.070		
6	T	8.5083	3.4746	5.0337	5.2749	4.8284	81.9382		80.5133
	S	107.542	109.496	106.193	78.330	92.493	99.206		95.422
7	T	9.3086	3.4950	5.8136					
	S	98.296	108.857	91.947					

Event: Allied Building Products GP of Mid-Ohio
 Track: Mid-Ohio Sports Car Course
 Report: Section Data Report
 Session: Practice Final

Round 10/11/12
 2.258 mile(s)
 USF2000
 August 2, 2014



Section Data for Car 61 - List, Andrew (R)

Lap	T/SF to I1	I1 to I2	I1 to I2A	I2A to I2	I2 to I3	I2 to I3A	I3A to I3	I3 to I4	I4 to I5	I4 to I5A	I5A to I5B	I5B to I5	I5 to I6	I5 to I6A	I6A to I6	
1	T	4.7486	12.6959	7.7285	4.9674	17.3477	8.6722	8.6755	2.9530	17.4881	7.5585	5.2098	4.7198	12.1680	5.4625	6.7055
	S	108.549	108.482	103.660	115.983	91.537	71.467	111.600	129.760	81.523	92.641	73.681	72.374	87.525	93.364	82.768
2	T	4.7257	12.6054	7.5839	5.0215	17.4773	8.7578	8.7195	2.9698	17.2755	7.4405	5.2075	4.6275	12.1661	5.4940	6.6721
	S	109.075	109.261	105.636	114.734	90.858	70.768	111.036	129.026	82.526	94.110	73.714	73.818	87.538	92.829	83.182
3	T	4.7090	12.6896	7.5492	5.1404	17.3955	8.8090	8.5865	2.9095	17.1184	7.3658	5.1598	4.5928	12.3687	5.5141	6.8546
	S	109.462	108.536	106.122	112.080	91.285	70.357	112.756	131.700	83.284	95.065	74.395	74.375	86.104	92.490	80.968
4	T	4.8215	12.8644	7.7532	5.1112	17.5148	8.9566	8.5582	2.8933	18.1500	7.8662	5.2998	4.9840	12.3276	5.5418	6.7858
	S	106.908	107.061	103.330	112.720	90.664	69.197	113.129	132.438	78.550	89.017	72.430	68.538	86.392	92.028	81.788
5	T	4.7291	12.5062	7.5806	4.9256	17.2391	8.6355	8.6036	2.9196	17.1892	7.4493	5.1720	4.5679	12.5746	5.4736	7.1010
	S	108.996	110.127	105.682	116.968	92.114	71.770	112.532	131.245	82.941	93.999	74.220	74.781	84.695	93.175	78.158
6	T	4.7415	12.5767	7.6166	4.9601	17.4678	8.7411	8.7267	2.9526	17.2964	7.4806	5.3046	4.5112	12.7652	5.5270	7.2382
	S	108.711	109.510	105.183	116.154	90.908	70.903	110.945	129.778	82.427	93.606	72.364	75.721	83.430	92.274	76.677
7	T															
	S															

Event: Allied Building Products GP of Mid-Ohio

Round 10/11/12

Track: Mid-Ohio Sports Car Course

2.258 mile(s)



Report: Section Data Report

USF2000

Session: Practice Final

August 2, 2014

Section Data for Car 61 - List, Andrew (R)

Lap	T/S	I6 to I7	I6 to I7A	I7A to I7	I7 to I8	I8 to SF	Lap	PO to SF	SF to PI
1	T	9.3411	3.6471	5.6940	5.8107	5.0082	87.5613	89.9265	
	S	97.954	104.317	93.879	71.107	89.172	92.836	84.668	
2	T	9.1915	3.6245	5.5670	5.8836	4.9500	87.2449		
	S	99.548	104.967	96.020	70.226	90.220	93.172		
3	T	9.0515	3.6031	5.4484	5.7198	4.9339	86.8959		
	S	101.088	105.591	98.111	72.237	90.515	93.546		
4	T	9.3579	3.6450	5.7129	5.8986	4.9555	88.7836		
	S	97.778	104.377	93.568	70.047	90.120	91.557		
5	T	9.2186	3.6402	5.5784	5.7239	4.9640	87.0643		
	S	99.256	104.515	95.824	72.185	89.966	93.365		
6	T	9.5734	3.9607	5.6127	5.8271	4.9880	88.1887		85.1984
	S	95.577	96.057	95.239	70.907	89.533	92.175		90.175
7	T	9.8060	3.7055	6.1005					
	S	93.310	102.673	87.623					

Event: Allied Building Products GP of Mid-Ohio
Track: Mid-Ohio Sports Car Course
Report: Section Data Report
Session: Practice Final

Round 10/11/12
2.258 mile(s)
USF2000
August 2, 2014



Section Data for Car 7 - Enerson, RC

Lap	T/SF to I1	I1 to I2	I1 to I2A	I2A to I2	I2 to I3	I2 to I3A	I3A to I3	I3 to I4	I4 to I5	I4 to I5A	I5A to I5B	I5B to I5	I5 to I6	I5 to I6A	I6A to I6	
1	T	4.6441	12.2834	7.4204	4.8630	17.0923	8.6035	8.4888	2.9015	16.6921	7.0961	5.0913	4.5047	11.8595	5.2508	6.6087
	S	110.991	112.125	107.964	118.473	92.905	72.037	114.054	132.063	85.411	98.678	75.396	75.830	89.801	97.128	83.980
2	T	4.6125	11.8655	7.1182	4.7473	16.7379	8.2931	8.4448	2.8930	16.4464	6.9623	5.0388	4.4453	11.5202	5.2082	6.3120
	S	111.752	116.074	112.548	121.361	94.872	74.734	114.648	132.451	86.687	100.574	76.182	76.843	92.446	97.923	87.928
3	T	4.5801	11.5948	6.9363	4.6585	16.6482	8.2175	8.4307	2.8899	16.2604	6.9010	5.0280	4.3314	11.5377	5.2129	6.3248
	S	112.542	118.784	115.499	123.674	95.383	75.421	114.840	132.593	87.678	101.468	76.345	78.864	92.306	97.834	87.750
4	T	4.6313	11.7652	7.0430	4.7222	16.6051	8.1733	8.4318	2.8858	16.2242	6.9117	5.0086	4.3039	11.4884	5.1890	6.2994
	S	111.298	117.063	113.749	122.006	95.631	75.829	114.825	132.782	87.874	101.310	76.641	79.368	92.702	98.285	88.104
5	T	4.5873	11.5404	6.8915	4.6489	16.6118	8.1770	8.4348	2.8874	16.2158	6.8717	4.9886	4.3555	11.4705	5.1951	6.2754
	S	112.366	119.344	116.250	123.930	95.592	75.795	114.784	132.708	87.919	101.900	76.948	78.427	92.847	98.169	88.441
6	T	4.5805	12.5487	7.5178	5.0309	16.8849	8.4321	8.4528	2.8830	16.3153	6.8885	5.0725	4.3543	11.5270	5.1906	6.3364
	S	112.532	109.754	106.565	114.520	94.046	73.502	114.540	132.911	87.383	101.652	75.675	78.449	92.392	98.255	87.589
7	T															
	S															

Event: Allied Building Products GP of Mid-Ohio

Round 10/11/12

Track: Mid-Ohio Sports Car Course

2.258 mile(s)



Report: Section Data Report

USF2000

Session: Practice Final

August 2, 2014

Section Data for Car 7 - Enerson, RC

Lap	T/S	I6 to I7	I6 to I7A	I7A to I7	I7 to I8	I8 to SF	Lap	PO to SF	SF to PI
1	T	9.0391	3.5539	5.4852	5.6228	4.8978	85.0326	89.9702	
	S	101.227	107.053	97.452	73.483	91.182	95.596	84.627	
2	T	9.0624	3.6899	5.3725	5.4050	4.8791	83.4220		
	S	100.967	103.107	99.497	76.444	91.531	97.442		
3	T	8.6118	3.4830	5.1288	5.3362	4.8288	82.2879		
	S	106.250	109.232	104.224	77.430	92.485	98.785		
4	T	8.5970	3.4995	5.0975	5.3256	4.9288	82.4514		
	S	106.432	108.717	104.864	77.584	90.608	98.589		
5	T	8.5434	3.5009	5.0425	5.3263	4.8226	82.0055		
	S	107.100	108.673	106.008	77.574	92.604	99.125		
6	T	8.5614	3.4890	5.0724	5.3538	4.8204	83.4750		80.0886
	S	106.875	109.044	105.383	77.175	92.646	97.380		95.928
7	T	8.7296	3.5391	5.1905					
	S	104.816	107.500	102.985					

Event: Allied Building Products GP of Mid-Ohio
Track: Mid-Ohio Sports Car Course
Report: Section Data Report
Session: Practice Final

Round 10/11/12
2.258 mile(s)
USF2000
August 2, 2014



Section Data for Car 77 - Cindric, Austin

Lap	T/SF to I1	I1 to I2	I1 to I2A	I2A to I2	I2 to I3	I2 to I3A	I3A to I3	I3 to I4	I4 to I5	I4 to I5A	I5A to I5B	I5B to I5	I5 to I6	I5 to I6A	I6A to I6	
1	T	4.7221	12.1439	7.2850	4.8589	17.1378	8.5130	8.6248	2.9423	17.0537	7.3842	5.2924	4.3771	11.6729	5.2817	6.3912
	S	109.158	113.413	109.971	118.573	92.658	72.803	112.256	130.232	83.600	94.828	72.531	78.040	91.237	96.560	86.838
2	T	4.6773	11.8212	7.0745	4.7467	16.8792	8.2935	8.5857	2.9359	16.7013	7.2404	5.1627	4.2982	11.6588	5.2700	6.3888
	S	110.203	116.509	113.243	121.376	94.078	74.730	112.767	130.516	85.364	96.711	74.353	79.473	91.347	96.774	86.871
3	T	4.6563	11.7500	7.0093	4.7407	16.7709	8.2330	8.5379	2.9306	16.5385	7.1017	5.1290	4.3078	11.5240	5.2235	6.3005
	S	110.700	117.215	114.296	121.530	94.685	75.279	113.398	130.752	86.204	98.600	74.842	79.296	92.416	97.636	88.088
4	T	4.6512	11.7986	7.0416	4.7570	16.9368	8.2894	8.6474	2.9370	16.7108	7.2261	5.1536	4.3311	11.6300	5.2470	6.3830
	S	110.822	116.732	113.772	121.113	93.758	74.767	111.962	130.467	85.315	96.903	74.485	78.869	91.574	97.198	86.950
5	T				5.1987	17.0379	8.4768	8.5611	2.9272	16.6724	7.1362	5.1896	4.3466	11.6171	5.2670	6.3501
	S				110.823	93.201	73.114	113.091	130.904	85.511	98.123	73.968	78.588	91.675	96.829	87.400
6	T	4.6635	11.7938	7.0576												
	S	110.530	116.779	113.514												

Event: Allied Building Products GP of Mid-Ohio

Round 10/11/12

Track: Mid-Ohio Sports Car Course

2.258 mile(s)



Report: Section Data Report

USF2000

Session: Practice Final

August 2, 2014

Section Data for Car 77 - Cindric, Austin

Lap	T/S	I6 to I7	I6 to I7A	I7A to I7	I7 to I8	I8 to SF	Lap	PI to PO	PO to SF	SF to PI
1	T	9.0564	3.6085	5.4479	5.5612	4.9409	85.2312		87.2259	
	S	101.034	105.433	98.120	74.297	90.387	95.374		87.289	
2	T	8.7924	3.5670	5.2254	5.4500	4.8942	83.8103			
	S	104.067	106.660	102.298	75.813	91.249	96.990			
3	T	8.6743	3.5357	5.1386	5.3938	4.8818	83.1202			
	S	105.484	107.604	104.026	76.603	91.481	97.796			
4	T	8.6045	3.5182	5.0863	5.3348	4.8923	83.4960			80.4380
	S	106.340	108.139	105.095	77.450	91.284	97.356			95.511
5	T	8.7516	3.5348	5.2168			198.0521	119.0253	82.2330	
	S	104.552	107.631	102.466			41.044	7.544	92.589	
6	T	8.6712	3.5333	5.1379	5.4010	4.9076	86.6495			86.4111
	S	105.522	107.677	104.040	76.501	91.000	93.812			88.909

Event: Allied Building Products GP of Mid-Ohio
Track: Mid-Ohio Sports Car Course
Report: Section Data Report
Session: Practice Final

Round 10/11/12
2.258 mile(s)
USF2000
August 2, 2014



Section Data for Car 79 - Lozano, Santiago (R)

Lap	T/SF to I1	I1 to I2	I1 to I2A	I2A to I2	I2 to I3	I2 to I3A	I3A to I3	I3 to I4	I4 to I5	I4 to I5A	I5A to I5B	I5B to I5	I5 to I6	I5 to I6A	I6A to I6	
1	T	4.8530	12.4229	7.5711	4.8518	17.5948	8.9659	8.6289	2.9256	17.3550	7.4946	5.2640	4.5964	11.9457	5.3031	6.6426
	S	106.214	110.866	105.815	118.747	90.251	69.126	112.202	130.975	82.148	93.431	72.922	74.317	89.153	96.170	83.552
2	T	4.7718	12.2087	7.4115	4.7972	17.0570	8.4290	8.6280	2.9124	17.3893	7.4258	5.2872	4.6763	12.2974	5.3830	6.9144
	S	108.021	112.811	108.094	120.098	93.097	73.529	112.214	131.569	81.986	94.297	72.602	73.047	86.604	94.743	80.267
3	T	4.7265	12.1876	7.3589	4.8287	17.0552	8.5010	8.5542	2.8913	16.9604	7.2546	5.1631	4.5427	11.9159	5.3213	6.5946
	S	109.056	113.006	108.866	119.315	93.107	72.906	113.182	132.529	84.059	96.522	74.348	75.196	89.376	95.841	84.160
4	T	4.8661	12.4858	7.5142	4.9716	17.1682	8.6686	8.4996	2.8573	17.7619	7.6756	5.3500	4.7363	11.8709	5.3448	6.5261
	S	105.928	110.307	106.616	115.886	92.494	71.496	113.909	134.106	80.266	91.228	71.750	72.122	89.715	95.420	85.043
5	T	4.7438	12.0692	7.2960	4.7732	16.9021	8.3869	8.5152	2.9001	16.7247	7.1716	5.0515	4.5016	11.7377	5.2665	6.4712
	S	108.659	114.115	109.805	120.702	93.950	73.898	113.700	132.127	85.244	97.639	75.990	75.882	90.733	96.839	85.765
6	T	4.7205	12.0557	7.3002	4.7555	17.2274	8.6906	8.5368	2.9072	17.1182	7.3491	5.1412	4.6279	11.7158	5.3188	6.3970
	S	109.195	114.242	109.742	121.152	92.176	71.315	113.413	131.804	83.285	95.281	74.664	73.811	90.903	95.886	86.759
7	T															
	S															

Event: Allied Building Products GP of Mid-Ohio

Round 10/11/12

Track: Mid-Ohio Sports Car Course

2.258 mile(s)



Report: Section Data Report

USF2000

Session: Practice Final

August 2, 2014

Section Data for Car 79 - Lozano, Santiago (R)

Lap	T/S	I6 to I7	I6 to I7A	I7A to I7	I7 to I8	I8 to SF	Lap	PO to SF
1	T	9.4991	3.7001	5.7990	5.9410	5.0918	87.6289	101.7916
	S	96.325	102.823	92.179	69.548	87.708	92.764	74.799
2	T	9.2771	3.6316	5.6455	5.5899	5.0858	86.5894	
	S	98.630	104.762	94.685	73.916	87.811	93.878	
3	T	9.3030	3.8264	5.4766	5.6482	4.8912	85.5793	
	S	98.355	99.429	97.605	73.153	91.305	94.986	
4	T	9.3403	3.5835	5.7568	5.8117	4.9739	87.1361	
	S	97.963	106.168	92.855	71.095	89.787	93.289	
5	T	8.9142	3.5716	5.3426	5.6014	5.0006	84.5938	
	S	102.645	106.522	100.053	73.764	89.307	96.092	
6	T	8.8506	3.5711	5.2795	5.5327	4.9481	85.0762	
	S	103.383	106.537	101.249	74.680	90.255	95.547	
7	T	8.9263	3.5298	5.3965	5.5735	4.9675	93.0739	
	S	102.506	107.784	99.054	74.133	89.903	87.337	

Event: Allied Building Products GP of Mid-Ohio
Track: Mid-Ohio Sports Car Course
Report: Section Data Report
Session: Practice Final

Round 10/11/12
2.258 mile(s)
USF2000
August 2, 2014



Section Data for Car 91 - Starrantino, Adrian (R)

Lap	T/SF to I1	I1 to I2	I1 to I2A	I2A to I2	I2 to I3	I2 to I3A	I3A to I3	I3 to I4	I4 to I5	I4 to I5A	I5A to I5B	I5B to I5	I5 to I6	I5 to I6A	I6A to I6	
1	T	4.7123	11.9817	7.1638	4.8179	17.1311	8.5716	8.5595	2.9226	16.8125	7.1799	5.2756	4.3570	11.7747	5.3261	6.4486
	S	109.385	114.948	111.831	119.582	92.694	72.305	113.112	131.110	84.799	97.526	72.762	78.400	90.448	95.755	86.065
2	T	4.6745	11.8653	7.0499	4.8154	16.9348	8.4069	8.5279	2.9052	16.7250	7.2088	5.1837	4.3325	11.6142	5.2796	6.3346
	S	110.269	116.076	113.638	119.645	93.769	73.722	113.531	131.895	85.243	97.135	74.052	78.844	91.698	96.598	87.614
3	T	4.7047	11.7004	6.9701	4.7303	17.5948	8.5708	9.0240	2.9804	16.4561	7.0647	5.0979	4.2935	11.5742	5.2555	6.3187
	S	109.562	117.712	114.939	121.797	90.251	72.312	107.290	128.567	86.635	99.116	75.298	79.560	92.015	97.041	87.835
4	T	4.6838	11.6827	6.9437	4.7390	16.8018	8.2395	8.5623	2.9278	16.5327	7.1502	5.1287	4.2538	11.4535	5.2315	6.2220
	S	110.051	117.890	115.376	121.573	94.511	75.220	113.075	130.877	86.234	97.931	74.846	80.303	92.985	97.486	89.200
5	T	4.6528	11.6744	6.9431	4.7313	16.7798	8.2141	8.5657	2.9293	16.3323	6.9761	5.1422	4.2140	11.4519	5.2458	6.2061
	S	110.784	117.974	115.386	121.771	94.635	75.452	113.030	130.810	87.292	100.375	74.650	81.061	92.998	97.221	89.428
6	T	4.6742	11.8235	7.0602	4.7633	16.7935	8.2161	8.5774	2.9252	16.2216	6.9328	5.0441	4.2447	11.5293	5.2484	6.2809
	S	110.277	116.486	113.472	120.953	94.558	75.434	112.876	130.993	87.888	101.002	76.102	80.475	92.373	97.172	88.363
7	T	4.6975	11.6516	6.9221	4.7295	16.7792	8.2251	8.5541								
	S	109.730	118.205	115.736	121.818	94.638	75.351	113.183								

Event: Allied Building Products GP of Mid-Ohio

Round 10/11/12

Track: Mid-Ohio Sports Car Course

2.258 mile(s)



Report: Section Data Report

USF2000

Session: Practice Final

August 2, 2014

Section Data for Car 91 - Starrantino, Adrian (R)

Lap	T/S	I6 to I7	I6 to I7A	I7A to I7	I7 to I8	I8 to SF	Lap	PO to SF	SF to PI
1	T	9.0168	3.6084	5.4084	5.4916	4.9964	84.8397	87.1263	
	S	101.477	105.436	98.836	75.239	89.383	95.814	87.389	
2	T	8.8365	3.5619	5.2746	5.4314	4.9503	83.9372		
	S	103.548	106.812	101.343	76.073	90.215	96.844		
3	T	8.7148	3.5513	5.1635	5.2830	5.0097	84.0181		
	S	104.994	107.131	103.524	78.210	89.145	96.751		
4	T	8.7320	3.5612	5.1708	5.2999	4.9569	83.0711		
	S	104.787	106.833	103.378	77.960	90.095	97.854		
5	T	8.6558	3.5623	5.0935	5.3818	4.8632	82.7213		
	S	105.709	106.800	104.947	76.774	91.831	98.267		
6	T	8.6373	3.5438	5.0935	5.3376	4.8945	82.8367		
	S	105.936	107.358	104.947	77.410	91.243	98.130		
7	T	8.6108	3.5580	5.0528	5.6559	4.9801	87.9342		87.5833
	S	106.262	106.929	105.792	73.053	89.675	92.442		87.719

Event: Allied Building Products GP of Mid-Ohio
 Track: Mid-Ohio Sports Car Course
 Report: Section Data Report
 Session: Practice Final

Round 10/11/12
 2.258 mile(s)
 USF2000
 August 2, 2014



Section Data for Car 96 - Furuseh, Henrik

Lap	T/SF to I1	I1 to I2	I1 to I2A	I2A to I2	I2 to I3	I2 to I3A	I3A to I3	I3 to I4	I4 to I5	I4 to I5A	I5A to I5B	I5B to I5	I5 to I6	I5 to I6A	I6A to I6	
1	T	4.7224	12.0039	7.1910	4.8129	17.1926	8.5474	8.6452	2.9619	16.6973	7.2148	5.1777	4.3048	11.6060	5.3111	6.2949
	S	109.151	114.735	111.408	119.707	92.363	72.510	111.991	129.370	85.384	97.054	74.138	79.351	91.763	96.025	88.167
2	T	4.6742	12.2823	7.3556	4.9267	16.8945	8.2833	8.6112	2.9590	16.4701	7.0960	5.1113	4.2628	11.6263	5.2879	6.3384
	S	110.277	112.135	108.915	116.942	93.992	74.822	112.433	129.497	86.562	98.679	75.101	80.133	91.603	96.447	87.562
3	T	4.6897	11.7086	7.0082	4.7004	16.7981	8.2029	8.5952	2.9502	16.2273	6.9528	5.0211	4.2534	11.5068	5.2703	6.2365
	S	109.912	117.629	114.314	122.572	94.532	75.555	112.642	129.883	87.857	100.712	76.450	80.310	92.554	96.769	88.992
4	T	4.6679	11.6893	6.9743	4.7150	16.7392	8.1589	8.5803	2.9465	16.3220	7.0581	5.0207	4.2432	11.4997	5.2561	6.2436
	S	110.425	117.823	114.870	122.192	94.864	75.963	112.838	130.046	87.347	99.209	76.456	80.503	92.611	97.030	88.891
5	T	4.6728	11.6376	6.9443	4.6933	16.6710	8.1076	8.5634	2.9378	16.1668	6.8975	5.0188	4.2505	11.4408	5.2484	6.1924
	S	110.310	118.347	115.366	122.757	95.253	76.443	113.060	130.432	88.186	101.519	76.485	80.365	93.088	97.172	89.626
6	T	4.6642	11.6284	6.9537	4.6747	16.7890	8.2153	8.5737	2.9290	16.9952	6.9388	5.7256	4.3308	11.6530	5.3723	6.2807
	S	110.513	118.440	115.210	123.246	94.583	75.441	112.925	130.823	83.887	100.915	67.043	78.875	91.393	94.931	88.366
7	T	4.6800	11.6306	6.9373	4.6933	16.7438	8.0965									
	S	110.140	118.418	115.482	122.757	94.838	76.548									

Event: Allied Building Products GP of Mid-Ohio

Round 10/11/12

Track: Mid-Ohio Sports Car Course

2.258 mile(s)



Report: Section Data Report

USF2000

Session: Practice Final

August 2, 2014

Section Data for Car 96 - Furuseth, Henrik

Lap	T/S	I6 to I7	I6 to I7A	I7A to I7	I7 to I8	I8 to SF	Lap	PO to SF	SF to PI
1	T	8.9124	3.5856	5.3268	5.4939	4.9571	84.5475	90.5745	
	S	102.666	106.106	100.350	75.207	90.091	96.145	84.062	
2	T	8.6821	3.5253	5.1568	5.4680	4.8838	83.9403		
	S	105.389	107.921	103.658	75.564	91.443	96.840		
3	T	8.6722	3.5386	5.1336	5.3627	4.8983	82.8139		
	S	105.510	107.516	104.127	77.047	91.173	98.157		
4	T	8.5546	3.5165	5.0381	5.3047	4.8793	82.6032		
	S	106.960	108.191	106.101	77.890	91.528	98.408		
5	T	8.5321	3.5261	5.0060	5.3323	4.8766	82.2678		
	S	107.242	107.897	106.781	77.487	91.578	98.809		
6	T	8.4981	3.4986	4.9995	5.2678	4.8845	83.3092		
	S	107.671	108.745	106.920	78.435	91.430	97.574		
7	T	8.5739	3.5388	5.0351	5.3127	4.9092	87.9566		87.5159
	S	106.719	107.509	106.164	77.772	90.970	92.418		87.787

Event: Allied Building Products GP of Mid-Ohio
Track: Mid-Ohio Sports Car Course
Report: Section Data Report
Session: Practice Final

Round 10/11/12
2.258 mile(s)
USF2000
August 2, 2014



Section Data for Car 97 - Toppe, Clark

Lap	T/SF to I1	I1 to I2	I1 to I2A	I2A to I2	I2 to I3	I2 to I3A	I3A to I3	I3 to I4	I4 to I5	I4 to I5A	I5A to I5B	I5B to I5	I5 to I6	I5 to I6A	I6A to I6	
1	T				5.2825	17.3067	8.6257	8.6810	2.9964	16.9069	7.1971	5.2717	4.4381	11.7389	5.3227	6.4162
	S				109.065	91.754	71.852	111.529	127.881	84.325	97.293	72.816	76.968	90.724	95.816	86.500
2	T	4.7347	11.9600	7.1579	4.8021	17.5089	8.5466	8.9623	3.0074	16.6755	7.1135	5.1379	4.4241	11.5815	5.2857	6.2958
	S	108.867	115.157	111.923	119.976	90.694	72.517	108.028	127.413	85.496	98.436	74.712	77.211	91.957	96.487	88.154
3	T	4.6894	11.7394	6.9842	4.7552	16.8290	8.2240	8.6050	2.9611	16.5129	7.0234	5.1732	4.3163	11.3868	5.2326	6.1542
	S	109.919	117.321	114.707	121.159	94.358	75.361	112.514	129.405	86.337	99.699	74.202	79.140	93.529	97.466	90.182
4	T				5.9929	17.1171	8.5275	8.5896	2.9413	16.9903	6.9961	5.5145	4.4797	12.1426	5.3224	6.8202
	S				96.136	92.770	72.679	112.716	130.276	83.912	100.088	69.610	76.253	87.708	95.821	81.376
5	T	4.7137	11.9111	7.1106	4.8005	16.6984	8.1372	8.5612	2.9368	16.3826	6.9631					
	S	109.352	115.629	112.668	120.016	95.096	76.165	113.089	130.476	87.024	100.563					

Event: Allied Building Products GP of Mid-Ohio
Track: Mid-Ohio Sports Car Course
Report: Section Data Report
Session: Practice Final

Round 10/11/12
2.258 mile(s)
USF2000
August 2, 2014



Section Data for Car 97 - Toppe, Clark

Lap	T/S	I6 to I7	I6 to I7A	I7A to I7	I7 to I8	I8 to SF	Lap	PI to PO	PO to SF	SF to PI
1	T	9.4336	3.6046	5.8290			105.9890	25.9289	83.0928	
	S	96.994	105.547	91.704			76.695	34.631	91.631	
2	T	8.8725	3.5597	5.3128	5.4255	4.9497	84.7157			
	S	103.128	106.878	100.615	76.156	90.226	95.954			
3	T	8.7756	3.5206	5.2550	5.4343	4.8811	83.2096			78.8199
	S	104.266	108.065	101.721	76.032	91.494	97.691			97.472
4	T	8.6374	3.4855	5.1519			186.4524	107.0985	85.0471	
	S	105.935	109.154	103.757			43.597	8.384	89.525	
5	T	9.9621	4.1516	5.8105	5.5087	4.9237	84.7117			79.8434
	S	91.848	91.640	91.996	75.005	90.702	95.958			96.222

Event: Allied Building Products GP of Mid-Ohio
 Track: Mid-Ohio Sports Car Course
 Report: Section Data Report
 Session: Practice Final

Round 10/11/12
 2.258 mile(s)
 USF2000
 August 2, 2014



Section Data for Car 98 - Herta, Colton (R)

Lap	T/SF to I1	I1 to I2	I1 to I2A	I2A to I2	I2 to I3	I2 to I3A	I3A to I3	I3 to I4	I4 to I5	I4 to I5A	I5A to I5B	I5B to I5	I5 to I6	I5 to I6A	I6A to I6	
1	T	4.7063	12.2712	7.4235	4.8477	17.0075	8.4626	8.5449	2.9159	17.0856	7.3484	5.2707	4.4665	12.4480	5.5718	6.8762
	S	109.524	112.236	107.919	118.847	93.368	73.237	113.305	131.411	83.443	95.290	72.830	76.478	85.556	91.532	80.713
2	T	4.6565	11.8840	7.1630	4.7210	16.9023	8.3756	8.5267	2.9093	17.3229	7.2041	5.3768	4.7420	12.1601	5.3561	6.8040
	S	110.696	115.893	111.844	122.037	93.949	73.997	113.547	131.709	82.300	97.198	71.393	72.035	87.582	95.219	81.570
3	T	4.6421	16.2294	9.3529	6.8765	17.4103	8.7809	8.6294	2.9190	17.4811	7.3481	5.4394	4.6936	11.9759	5.3924	6.5835
	S	111.039	84.863	85.656	83.783	91.208	70.582	112.196	131.272	81.556	95.294	70.571	72.778	88.929	94.578	84.302
4	T	4.6768	11.9561	7.1913	4.7648	16.8778	8.3431	8.5347	2.9197	16.4415	7.0843	5.0918	4.2654	11.6280	5.2081	6.4199
	S	110.215	115.194	111.404	120.915	94.085	74.286	113.441	131.240	86.712	98.842	75.389	80.084	91.589	97.924	86.450
5	T	4.6393	11.7289	7.0361	4.6928	16.7565	8.1932	8.5633	2.9214	16.2290	6.9197	5.0747	4.2346	11.5242	5.2797	6.2445
	S	111.106	117.426	113.861	122.770	94.766	75.645	113.062	131.164	87.848	101.193	75.643	80.667	92.414	96.596	88.878
6	T	4.6432	11.7275	7.0328	4.6947	16.6913	8.1634	8.5279	2.9180	16.3204	6.9567	5.0893	4.2744	11.6195	5.2522	6.3673
	S	111.013	117.440	113.914	122.721	95.137	75.921	113.531	131.317	87.356	100.655	75.426	79.916	91.656	97.102	87.164
7	T	4.6521	12.3759	7.2824												
	S	110.800	111.287	110.010												

Event: Allied Building Products GP of Mid-Ohio

Round 10/11/12

Track: Mid-Ohio Sports Car Course

2.258 mile(s)



Report: Section Data Report

USF2000

Session: Practice Final

August 2, 2014

Section Data for Car 98 - Herta, Colton (R)






Lap	T/S	I6 to I7	I6 to I7A	I7A to I7	I7 to I8	I8 to SF	Lap	PO to SF	SF to PI
1	T	8.9879	3.5354	5.4525	5.6296	4.9196	85.9716	88.5556	
	S	101.804	107.613	98.037	73.395	90.778	94.552	85.978	
2	T	8.8019	3.5772	5.2247	5.4979	4.9012	85.0361		
	S	103.955	106.355	102.311	75.153	91.119	95.592		
3	T	9.1875	3.8031	5.3844	5.5795	4.8501	90.2749		
	S	99.592	100.038	99.277	74.054	92.079	90.045		
4	T	8.8180	3.5841	5.2339	5.3807	4.9210	83.6196		
	S	103.765	106.151	102.131	76.790	90.752	97.212		
5	T	8.7037	3.5383	5.1654	5.3642	4.8469	82.7141		
	S	105.128	107.525	103.486	77.026	92.139	98.276		
6	T	8.5919	3.5045	5.0874	5.3158	4.8575	82.6851		
	S	106.496	108.562	105.072	77.727	91.938	98.310		
7	T	8.6202	3.4929	5.1273	5.3240	4.8664	88.6008		87.0377
	S	106.146	108.922	104.255	77.607	91.770	91.746		88.269

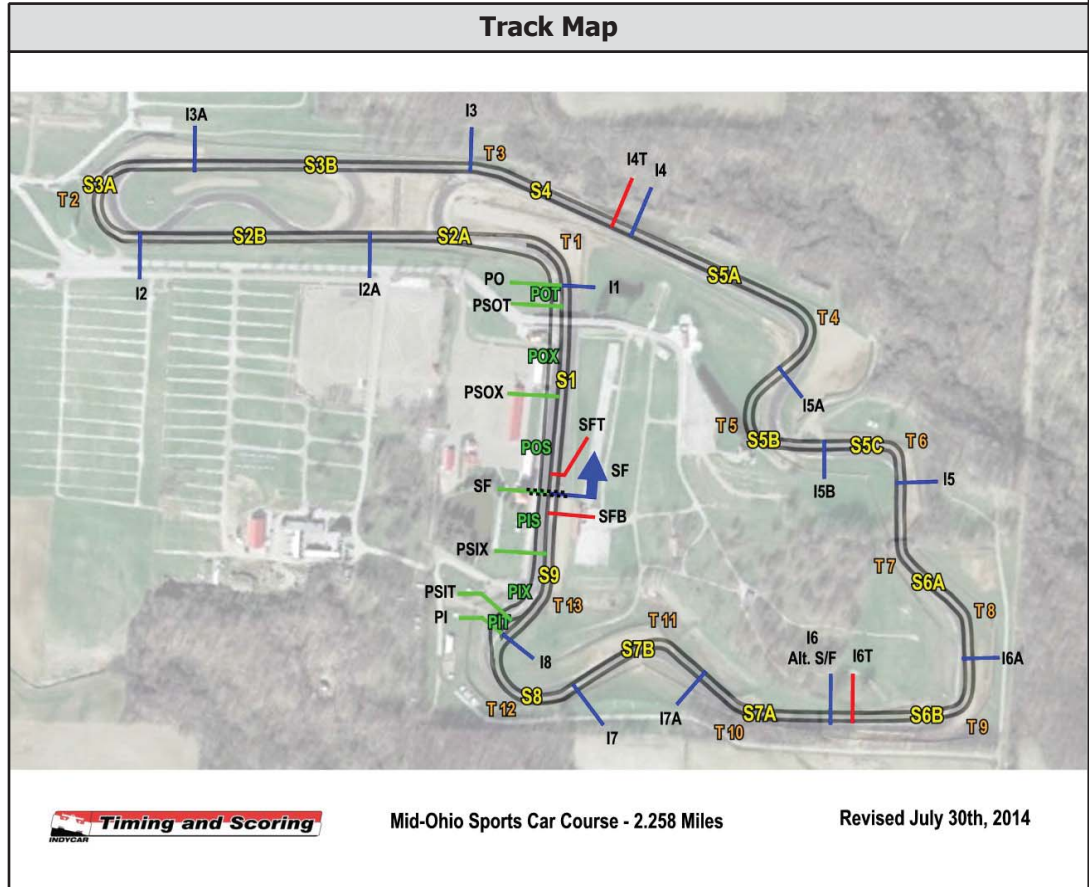
Event:
Track:
Report: Section Data Report
Session:

Section Data for Car

Report Support Information

Section Legend	
Name	Length
SF to I1	0.143182 miles
I1 to I2	0.382576 miles
I1 to I2A	0.222538 miles
I2A to I2	0.160038 miles
I2 to I3	0.441098 miles
I2 to I3A	0.172159 miles
I3A to I3	0.268939 miles
I3 to I4	0.106439 miles
I4 to I5	0.396023 miles
I4 to I5A	0.194508 miles
I5A to I5B	0.106629 miles
I5B to I5	0.094886 miles
I5 to I6	0.295833 miles
I5 to I6A	0.141667 miles
I6A to I6	0.154167 miles
I6 to I7	0.254167 miles
I6 to I7A	0.105682 miles
I7A to I7	0.148485 miles
I7 to I8	0.114773 miles
I8 to SF	0.124053 miles
Lap	2.258000 miles
PI to PO	0.249432 miles
PO to SF	2.114962 miles
SF to PI	2.134091 miles
I7 to PI	0.114773 miles
PO to I2	0.382576 miles

Color Legend	
	Fastest Lap
	Section Under Caution
	Section Under Green
	Section Time Data
	Section Speed Data



PO to PI	2.008712 miles
----------	----------------