


Event: Promoter Test - Barber
Track: Barber Motorsports Park
Report: Lap Report
Session: Practice 1- USF2000

2.3 mile(s) 
USF2000
April 21, 2016

Lap Data for Car 18 - Dickerson, Dakota (R) Best Lap


Lap	Time	Speed	Session Time	Lap TOD	TL
0	No Time	*****	00:01:59	08:42:11	17
1	01:34.3381	87.769	00:03:33	08:43:45	17
2	01:27.8460	94.256	00:05:01	08:45:13	17
3	01:31.4865	90.505	00:06:33	08:46:45	17
4	09:57.1869	13.865	00:16:30	08:56:42	17
5	01:27.8138	94.290	00:17:58	08:58:10	17
6	01:26.2994	95.945	00:19:24	08:59:36	17
7	01:26.4203	95.811	00:20:50	09:01:02	17
8	01:29.4348	92.581	00:22:20	09:02:32	17
9	03:30.3447	39.364	00:25:50	09:06:02	17
10	01:27.3099	94.835	00:27:18	09:07:29	17
11	01:27.9657	94.128	00:28:45	09:08:57	17
12	01:27.2963	94.849	00:30:13	09:10:25	17

Event:	Promoter Test - Barber	2.3 mile(s)	
Track:	Barber Motorsports Park		
Report:	Lap Report	USF2000	
Session:	Practice 1- USF2000	April 21, 2016	

Lap Data for Car 19 - Stephens, Michai (R) Best Lap

Lap	Time	Speed	Session Time	Lap TOD	TL
0	No Time	*****	00:02:07	08:42:19	17
1	01:31.3511	90.639	00:03:38	08:43:50	17
2	01:29.2960	92.725	00:05:08	08:45:20	17
3	01:34.9349	87.218	00:06:43	08:46:54	17
4	10:21.1251	13.331	00:17:04	08:57:16	17
5	01:27.6798	94.435	00:18:31	08:58:43	17
6	01:27.3443	94.797	00:19:59	09:00:11	17
7	01:27.9863	94.106	00:21:27	09:01:39	17
8	01:27.9874	94.104	00:22:55	09:03:07	17
9	01:27.6422	94.475	00:24:22	09:04:34	17

Event: Promoter Test - Barber
Track: Barber Motorsports Park
Report: Lap Report
Session: Practice 1- USF2000

2.3 mile(s) 
USF2000
April 21, 2016

Lap Data for Car 2 - Thompson, Parker Best Lap


Lap	Time	Speed	Session Time	Lap TOD	TL
0	No Time	*****	00:01:27	08:41:39	17
1	02:47.2696	49.501	00:04:14	08:44:26	17
2	01:27.2120	94.941	00:05:42	08:45:53	17
3	01:27.0143	95.157	00:07:09	08:47:20	17
4	10:08.6661	13.604	00:17:17	08:57:29	17
5	01:26.5856	95.628	00:18:44	08:58:56	17
6	01:25.2936	97.076	00:20:09	09:00:21	17
7	01:24.8382	97.598	00:21:34	09:01:46	17
8	01:26.5102	95.711	00:23:00	09:03:12	17
9	01:25.6405	96.683	00:24:26	09:04:38	17
10	01:25.1900	97.195	00:25:51	09:06:03	17
11	01:25.0284	97.379	00:27:16	09:07:28	17
12	01:25.6839	96.634	00:28:42	09:08:54	17
13	01:28.1061	93.978	00:30:10	09:10:22	17

Event:	Promoter Test - Barber	2.3 mile(s)	
Track:	Barber Motorsports Park		
Report:	Lap Report	USF2000	
Session:	Practice 1- USF2000	April 21, 2016	

Lap Data for Car 20 - McMahan, Clint (R)	Best Lap
-------------------------------------------------	-----------------

Lap	Time	Speed	Session Time	Lap TOD	TL
0	No Time	*****	00:01:53	08:42:05	17
1	01:30.6730	91.317	00:03:24	08:43:36	17
2	01:29.6285	92.381	00:04:54	08:45:06	17
3	01:29.4463	92.570	00:06:23	08:46:35	17
4	10:20.3303	13.348	00:16:43	08:56:55	17
5	01:35.1800	86.993	00:18:19	08:58:31	17
6	01:34.0089	88.077	00:19:53	09:00:05	17
7	01:33.5831	88.478	00:21:26	09:01:38	17
8	01:33.9250	88.155	00:23:00	09:03:12	17


Event: Promoter Test - Barber
Track: Barber Motorsports Park
Report: Lap Report
Session: Practice 1- USF2000

2.3 mile(s) 
USF2000
April 21, 2016

Lap Data for Car 21 - Lloyd, Jordan Best Lap

Lap	Time	Speed	Session Time	Lap TOD	TL
0	No Time	*****	00:01:16	08:41:28	17
1	01:27.8338	94.269	00:02:43	08:42:55	17
2	01:25.8199	96.481	00:04:09	08:44:21	17
3	01:25.0861	97.313	00:05:34	08:45:46	17
4	09:01.7878	15.283	00:14:36	08:54:48	17
5	02:55.7980	47.100	00:17:32	08:57:44	17
6	02:43.4317	50.663	00:20:15	09:00:27	17
7	01:26.1566	96.104	00:21:42	09:01:53	17
8	01:25.1276	97.266	00:23:07	09:03:19	17
9	01:26.1119	96.154	00:24:33	09:04:45	17
10	01:24.8754	97.555	00:25:58	09:06:10	17
11	01:25.0476	97.357	00:27:23	09:07:35	17
12	01:25.1105	97.285	00:28:48	09:08:60	17
13	01:27.3213	94.822	00:30:15	09:10:27	17

Event: Promoter Test - Barber
Track: Barber Motorsports Park
Report: Lap Report
Session: Practice 1- USF2000


2.3 mile(s) 
USF2000
April 21, 2016

Lap Data for Car 22 - Rickards, Garth

Best Lap

Lap	Time	Speed	Session Time	Lap TOD	TL
0	No Time	*****	00:01:42	08:41:54	17
1	01:32.5103	89.504	00:03:15	08:43:27	17
2	01:30.3455	91.648	00:04:45	08:44:57	17
3	01:28.9602	93.075	00:06:14	08:46:26	17
4	09:54.1589	13.936	00:16:08	08:56:20	17
5	01:26.9349	95.244	00:17:35	08:57:47	17
6	01:26.4802	95.744	00:19:02	08:59:14	17
7	01:26.0745	96.196	00:20:28	09:00:40	17
8	01:26.2658	95.982	00:21:54	09:02:06	17
9	01:25.8886	96.404	00:23:20	09:03:32	17
10	01:25.7022	96.614	00:24:46	09:04:57	17
11	01:26.0654	96.206	00:26:12	09:06:24	17
12	01:29.5322	92.481	00:27:41	09:07:53	17
13	01:26.2861	95.960	00:29:07	09:09:19	17
14	01:25.9294	96.358	00:30:33	09:10:45	17


Event: Promoter Test - Barber
Track: Barber Motorsports Park
Report: Lap Report
Session: Practice 1- USF2000

2.3 mile(s) 
USF2000
April 21, 2016

Lap Data for Car 23 - Luo, Yufeng Best Lap

Lap	Time	Speed	Session Time	Lap TOD	TL
0	No Time	*****	00:01:26	08:41:38	17
1	01:29.2143	92.810	00:02:55	08:43:07	17
2	01:28.2300	93.846	00:04:23	08:44:35	17
3	01:27.4878	94.642	00:05:51	08:46:03	17
4	01:28.9574	93.078	00:07:20	08:47:32	17
5	08:51.3764	15.582	00:16:11	08:56:23	17
6	01:37.0896	85.282	00:17:48	08:58:00	17
7	01:29.8398	92.164	00:19:18	08:59:30	17
8	01:28.2653	93.808	00:20:46	09:00:58	17
9	01:30.7267	91.263	00:22:17	09:02:29	17


Event: Promoter Test - Barber
Track: Barber Motorsports Park
Report: Lap Report
Session: Practice 1- USF2000

2.3 mile(s) 
USF2000
April 21, 2016

Lap Data for Car 3 - Lastochkin, Nikita Best Lap

Lap	Time	Speed	Session Time	Lap TOD	TL
0	No Time	*****	00:01:29	08:41:41	17
1	01:30.9480	91.041	00:02:60	08:43:12	17
2	01:28.0484	94.039	00:04:28	08:44:40	17
3	01:27.2457	94.904	00:05:55	08:46:07	17
4	11:15.3622	12.260	00:17:10	08:57:22	17
5	01:28.6481	93.403	00:18:39	08:58:51	17
6	01:26.3596	95.878	00:20:05	09:00:17	17
7	01:25.7352	96.576	00:21:31	09:01:43	17
8	01:25.5603	96.774	00:22:57	09:03:08	17
9	01:26.1916	96.065	00:24:23	09:04:35	17
10	01:26.0049	96.274	00:25:49	09:06:01	17
11	01:26.2618	95.987	00:27:15	09:07:27	17
12	01:26.6033	95.608	00:28:42	09:08:54	17
13	01:26.3625	95.875	00:30:08	09:10:20	17


Event: Promoter Test - Barber
Track: Barber Motorsports Park
Report: Lap Report
Session: Practice 1- USF2000

2.3 mile(s) 
USF2000
April 21, 2016

Lap Data for Car 33 - Agren, Ayla Best Lap

Lap	Time	Speed	Session Time	Lap TOD	TL
0	No Time	*****	00:01:54	08:42:06	17
1	02:22.8787	57.951	00:04:17	08:44:29	17
2	01:29.0380	92.994	00:05:46	08:45:58	17
3	01:28.6949	93.354	00:07:15	08:47:27	17
4	09:14.0147	14.945	00:16:29	08:56:41	17
5	01:28.3525	93.716	00:17:57	08:58:09	17
6	01:27.4888	94.641	00:19:25	08:59:37	17
7	01:26.5344	95.684	00:20:51	09:01:03	17
8	01:26.3864	95.848	00:22:18	09:02:30	17
9	01:26.7140	95.486	00:23:44	09:03:56	17
10	01:26.4241	95.807	00:25:11	09:05:23	17
11	01:26.7203	95.479	00:26:38	09:06:49	17
12	02:09.9648	63.710	00:28:48	09:08:59	17

Event: Promoter Test - Barber
Track: Barber Motorsports Park
Report: Lap Report
Session: Practice 1- USF2000

2.3 mile(s) 
USF2000
April 21, 2016

Lap Data for Car 34 - Kohl, Lucas (R) Best Lap


Lap	Time	Speed	Session Time	Lap TOD	TL
0	No Time	*****	00:02:10	08:42:22	17
1	02:28.5057	55.755	00:04:39	08:44:50	17
2	01:34.2621	87.840	00:06:13	08:46:25	17
3	10:24.7436	13.253	00:16:38	08:56:49	17
4	01:29.5319	92.481	00:18:07	08:58:19	17
5	01:28.3583	93.709	00:19:35	08:59:47	17
6	01:28.5018	93.557	00:21:04	09:01:16	17
7	01:27.5698	94.553	00:22:32	09:02:43	17
8	01:27.4558	94.676	00:23:59	09:04:11	17
9	01:26.8749	95.309	00:25:26	09:05:38	17
10	01:27.0643	95.102	00:26:53	09:07:05	17
11	01:28.5717	93.484	00:28:21	09:08:33	17
12	01:27.4554	94.677	00:29:49	09:10:01	17
13	01:27.7920	94.314	00:31:17	09:11:29	17

Event:	Promoter Test - Barber	2.3 mile(s)	
Track:	Barber Motorsports Park		
Report:	Lap Report	USF2000	
Session:	Practice 1- USF2000	April 21, 2016	

Lap Data for Car 5 - McCusker, Austin (R)	Best Lap
--------------------------------------------------	-----------------

Lap	Time	Speed	Session Time	Lap TOD	TL
0	No Time	*****	00:01:57	08:42:09	17
1	02:38.8504	52.125	00:04:36	08:44:48	17
2	01:30.2003	91.796	00:06:06	08:46:18	17
3	10:28.4276	13.176	00:16:34	08:56:46	17
4	01:28.4343	93.629	00:18:03	08:58:15	17
5	01:27.6783	94.436	00:19:30	08:59:42	17
6	01:28.1209	93.962	00:20:59	09:01:10	17
7	01:27.5243	94.602	00:22:26	09:02:38	17
8	01:27.7677	94.340	00:23:54	09:04:06	17
9	01:27.0464	95.122	00:25:21	09:05:33	17
10	01:26.8819	95.302	00:26:48	09:06:60	17
11	01:27.0637	95.103	00:28:15	09:08:27	17
12	01:27.0383	95.131	00:29:42	09:09:54	17


Event: Promoter Test - Barber
Track: Barber Motorsports Park
Report: Lap Report
Session: Practice 1- USF2000

2.3 mile(s) 
USF2000
April 21, 2016

Lap Data for Car 6 - Hanratty, Max Best Lap

Lap	Time	Speed	Session Time	Lap TOD	TL
0	No Time	*****	00:01:56	08:42:08	17
1	04:45.3500	29.017	00:06:41	08:46:53	17
2	09:47.2791	14.099	00:16:29	08:56:41	17
3	01:30.9794	91.010	00:17:60	08:58:12	17
4	01:29.6833	92.325	00:19:29	08:59:41	17
5	01:28.2522	93.822	00:20:58	09:01:09	17
6	01:27.9249	94.171	00:22:26	09:02:37	17
7	01:28.1608	93.919	00:23:54	09:04:06	17
8	01:28.3599	93.708	00:25:22	09:05:34	17
9	01:27.6824	94.432	00:26:50	09:07:02	17
10	01:28.0760	94.010	00:28:18	09:08:30	17
11	01:27.0429	95.126	00:29:45	09:09:57	17
12	01:27.4891	94.640	00:31:12	09:11:24	17


Event: Promoter Test - Barber
Track: Barber Motorsports Park
Report: Lap Report
Session: Practice 1- USF2000

2.3 mile(s) 
USF2000
April 21, 2016

Lap Data for Car 72 - Ottis, Tazio (R) Best Lap

Lap	Time	Speed	Session Time	Lap TOD	TL
0	No Time	*****	00:01:58	08:42:10	17
1	01:32.9107	89.118	00:03:31	08:43:43	17
2	01:28.4231	93.641	00:04:59	08:45:11	17
3	01:28.8630	93.177	00:06:28	08:46:40	17
4	10:04.6100	13.695	00:16:33	08:56:44	17
5	01:27.3674	94.772	00:17:60	08:58:12	17
6	01:28.2744	93.798	00:19:28	08:59:40	17
7	01:26.6451	95.562	00:20:55	09:01:07	17
8	01:26.7518	95.445	00:22:22	09:02:33	17
9	01:26.5543	95.662	00:23:48	09:04:00	17
10	01:26.4049	95.828	00:25:15	09:05:26	17
11	01:26.7484	95.448	00:26:41	09:06:53	17
12	01:26.7066	95.494	00:28:08	09:08:20	17
13	01:26.6849	95.518	00:29:35	09:09:47	17
14	01:26.4335	95.796	00:31:01	09:11:13	17


Event: Promoter Test - Barber
Track: Barber Motorsports Park
Report: Lap Report
Session: Practice 1- USF2000

2.3 mile(s) 
USF2000
April 21, 2016

Lap Data for Car 77 - Chastain, Sam (R) Best Lap

Lap	Time	Speed	Session Time	Lap TOD	TL
0	No Time	*****	00:01:56	08:42:08	17
1	02:27.4530	56.153	00:04:24	08:44:36	17
2	01:29.0271	93.005	00:05:53	08:46:05	17
3	01:29.5379	92.475	00:07:22	08:47:34	17
4	09:11.0335	15.026	00:16:34	08:56:45	17
5	01:28.0770	94.009	00:18:02	08:58:13	17
6	01:28.4182	93.646	00:19:30	08:59:42	17
7	01:28.2358	93.839	00:20:58	09:01:10	17
8	01:30.8785	91.111	00:22:29	09:02:41	17
9	01:27.6995	94.413	00:23:57	09:04:09	17
10	01:27.9645	94.129	00:25:25	09:05:37	17
11	01:27.5931	94.528	00:26:52	09:07:04	17
12	01:27.4991	94.630	00:28:20	09:08:32	17
13	01:28.5866	93.468	00:29:48	09:10:00	17
14	01:27.6967	94.416	00:31:16	09:11:28	17


Event: Promoter Test - Barber
Track: Barber Motorsports Park
Report: Lap Report
Session: Practice 1- USF2000

2.3 mile(s) 
USF2000
April 21, 2016

Lap Data for Car 8 - Martin, Anthony

Best Lap

Lap	Time	Speed	Session Time	Lap TOD	TL
0	No Time	*****	00:01:26	08:41:37	17
1	01:28.2657	93.808	00:02:54	08:43:06	17
2	01:26.3152	95.927	00:04:20	08:44:32	17
3	01:26.3646	95.873	00:05:47	08:45:58	17
4	01:27.2966	94.849	00:07:14	08:47:26	17
5	09:10.1764	15.050	00:16:24	08:56:36	17
6	01:27.4992	94.629	00:17:51	08:58:03	17
7	01:26.0897	96.179	00:19:18	08:59:29	17
8	01:24.9753	97.440	00:20:43	09:00:54	17
9	01:24.6933	97.765	00:22:07	09:02:19	17
10	01:24.7170	97.737	00:23:32	09:03:44	17
11	01:24.6580	97.805	00:24:57	09:05:08	17
12	02:25.1859	57.030	00:27:22	09:07:34	17
13	01:25.7789	96.527	00:28:48	09:08:59	17
14	01:28.1872	93.891	00:30:16	09:10:28	17

Event:	Promoter Test - Barber	2.3 mile(s)	
Track:	Barber Motorsports Park		
Report:	Lap Report	USF2000	
Session:	Practice 1- USF2000	April 21, 2016	

Lap Data for Car 80 - Megennis, Robert (R)	Best Lap
---------------------------------------------------	-----------------


Lap	Time	Speed	Session Time	Lap TOD	TL
0	No Time	*****	00:01:33	08:41:45	17
1	03:56.8660	34.956	00:05:30	08:45:42	17
2	01:33.4880	88.568	00:07:03	08:47:15	17
3	09:10.1271	15.051	00:16:14	08:56:25	17
4	01:28.2504	93.824	00:17:42	08:57:54	17
5	03:40.2664	37.591	00:21:22	09:01:34	17
6	01:28.1425	93.939	00:22:50	09:03:02	17
7	01:26.4169	95.815	00:24:17	09:04:29	17
8	01:25.5367	96.801	00:25:42	09:05:54	17
9	01:25.7498	96.560	00:27:08	09:07:20	17
10	01:25.2667	97.107	00:28:33	09:08:45	17
11	01:25.6713	96.648	00:29:59	09:10:11	17

Event:	Promoter Test - Barber	2.3 mile(s)	
Track:	Barber Motorsports Park		
Report:	Lap Report	USF2000	
Session:	Practice 1- USF2000	April 21, 2016	

Lap Data for Car 81 - Cane, Jordan (R)	Best Lap
-----------------------------------------------	-----------------

Lap	Time	Speed	Session Time	Lap TOD	TL
0	No Time	*****	00:01:38	08:41:50	17
1	03:12.5655	42.998	00:04:50	08:45:02	17
2	01:30.8595	91.130	00:06:21	08:46:33	17
3	09:54.0930	13.937	00:16:15	08:56:27	17
4	01:28.2824	93.790	00:17:44	08:57:56	17
5	01:27.0501	95.118	00:19:11	08:59:23	17
6	03:43.5897	37.032	00:22:54	09:03:06	17
7	01:26.7489	95.448	00:24:21	09:04:33	17
8	01:26.3790	95.857	00:25:48	09:05:59	17
9	01:26.0973	96.170	00:27:14	09:07:25	17
10	01:25.8066	96.496	00:28:39	09:08:51	17
11	01:25.6469	96.676	00:30:05	09:10:17	17

Event: Promoter Test - Barber
Track: Barber Motorsports Park
Report: Lap Report
Session: Practice 1- USF2000

2.3 mile(s) 
USF2000
April 21, 2016

Lap Data for Car 82 - Fischer, TJ (R) Best Lap

Lap	Time	Speed	Session Time	Lap TOD	TL
0	No Time	*****	00:01:38	08:41:50	17
1	03:14.3210	42.610	00:04:52	08:45:04	17
2	01:29.7040	92.304	00:06:22	08:46:34	17
3	09:54.8274	13.920	00:16:17	08:56:29	17
4	01:28.2366	93.839	00:17:45	08:57:57	17
5	01:27.1151	95.047	00:19:12	08:59:24	17
6	01:27.1468	95.012	00:20:40	09:00:51	17
7	04:04.1953	33.907	00:24:44	09:04:56	17
8	01:27.3592	94.781	00:26:11	09:06:23	17
9	01:26.2517	95.998	00:27:37	09:07:49	17
10	01:26.1158	96.150	00:29:03	09:09:15	17
11	01:26.1641	96.096	00:30:30	09:10:41	17

Event:	Promoter Test - Barber	2.3 mile(s)	
Track:	Barber Motorsports Park		
Report:	Lap Report	USF2000	
Session:	Practice 1- USF2000	April 21, 2016	

Lap Data for Car 83 - Munro, James (R)	Best Lap
-----------------------------------------------	-----------------


Lap	Time	Speed	Session Time	Lap TOD	TL
0	No Time	*****	00:01:36	08:41:47	17
1	03:21.5704	41.077	00:04:57	08:45:09	17
2	01:32.6482	89.370	00:06:30	08:46:42	17
3	09:41.6332	14.236	00:16:11	08:56:23	17
4	01:28.5529	93.503	00:17:40	08:57:52	17
5	01:27.5462	94.579	00:19:07	08:59:19	17
6	03:42.6006	37.197	00:22:50	09:03:02	17
7	01:29.8034	92.201	00:24:20	09:04:32	17
8	01:26.5304	95.689	00:25:46	09:05:58	17
9	01:26.1735	96.085	00:27:13	09:07:24	17
10	01:25.8778	96.416	00:28:38	09:08:50	17
11	01:25.7749	96.532	00:30:04	09:10:16	17

Event:	Promoter Test - Barber	2.3 mile(s)	
Track:	Barber Motorsports Park		
Report:	Lap Report	USF2000	
Session:	Practice 1- USF2000	April 21, 2016	

Lap Data for Car 9 - Franzoni, Victor	Best Lap
----------------------------------------------	-----------------

Lap	Time	Speed	Session Time	Lap TOD	TL
0	No Time	*****	00:01:54	08:42:06	17
1	03:03.7889	45.052	00:04:58	08:45:10	17
2	01:28.6322	93.420	00:06:26	08:46:38	17
3	09:58.9330	13.825	00:16:25	08:56:37	17
4	01:27.0997	95.063	00:17:52	08:58:04	17
5	01:26.1464	96.115	00:19:19	08:59:30	17
6	01:26.1937	96.063	00:20:45	09:00:57	17
7	01:25.6635	96.657	00:22:10	09:02:22	17
8	01:25.6689	96.651	00:23:36	09:03:48	17
9	01:25.5923	96.738	00:25:02	09:05:14	17
10	01:25.5620	96.772	00:26:27	09:06:39	17
11	03:30.1243	39.405	00:29:57	09:10:09	17

Event: Promoter Test - Barber
Track: Barber Motorsports Park
Report: Lap Report
Session: Practice 1- USF2000

2.3 mile(s) 
USF2000
April 21, 2016

Lap Data for Car 91 - Gabin, Luke Best Lap

Lap	Time	Speed	Session Time	Lap TOD	TL
0	No Time	*****	00:01:37	08:41:49	17
1	01:34.7455	87.392	00:03:12	08:43:24	17
2	01:29.4613	92.554	00:04:41	08:44:53	17
3	01:28.2143	93.862	00:06:10	08:46:21	17
4	10:40.8041	12.921	00:16:50	08:57:02	17
5	01:28.6741	93.376	00:18:19	08:58:31	17
6	01:27.3537	94.787	00:19:46	08:59:58	17
7	01:25.8885	96.404	00:21:12	09:01:24	17
8	01:25.5847	96.746	00:22:38	09:02:50	17
9	01:25.4805	96.864	00:24:03	09:04:15	17
10	01:25.4366	96.914	00:25:29	09:05:41	17
11	01:25.3857	96.972	00:26:54	09:07:06	17
12	01:26.0682	96.203	00:28:20	09:08:32	17
13	01:26.2920	95.953	00:29:47	09:09:58	17
14	01:26.7544	95.442	00:31:13	09:11:25	17

Event:	Promoter Test - Barber	2.3 mile(s)	
Track:	Barber Motorsports Park		USF2000
Report:	Lap Report		USF2000
Session:	Practice 1- USF2000		April 21, 2016

Lap Data for Car 92 - Das, Cameron (R)	Best Lap
-----------------------------------------------	-----------------

Lap	Time	Speed	Session Time	Lap TOD	TL
0	No Time	*****	00:01:40	08:41:52	17
1	01:32.3871	89.623	00:03:12	08:43:24	17
2	01:29.1720	92.854	00:04:42	08:44:53	17
3	01:28.1142	93.969	00:06:10	08:46:22	17
4	10:39.0842	12.956	00:16:49	08:57:01	17
5	01:27.4181	94.717	00:18:16	08:58:28	17
6	01:25.7622	96.546	00:19:42	08:59:54	17
7	01:25.6677	96.653	00:21:08	09:01:20	17
8	01:25.7187	96.595	00:22:33	09:02:45	17
9	05:28.8363	25.180	00:28:02	09:08:14	17
10	01:25.5305	96.808	00:29:28	09:09:40	17
11	01:25.2196	97.161	00:30:53	09:11:05	17