

Event: USF2000 Mid-Ohio Test
Track: Mid-Ohio SportsCar Course
Report: Lap Report
Session: Practice 1

2.258 mile(s)



USF2000

June 8, 2016

Lap Data for Car 18 - Dickerson, Dakota (R)

Best Lap

Lap	Time	Speed	Session Time	Lap TOD	TL
0	No Time	*****	00:02:06	08:03:15	SF
1	01:34.3613	86.145	00:03:40	08:04:49	SF
2	01:30.7954	89.529	00:05:11	08:06:20	SF
3	01:28.8601	91.479	00:06:40	08:07:49	SF
4	01:27.1853	93.236	00:08:07	08:09:16	SF
5	01:26.5586	93.911	00:09:34	08:10:42	SF
6	01:26.6181	93.846	00:11:00	08:12:09	SF
7	01:25.5381	95.031	00:12:26	08:13:35	SF
8	01:24.7450	95.921	00:13:51	08:14:59	SF
9	01:31.6158	88.727	00:15:22	08:16:31	SFP
10	03:29.1443	38.867	00:18:51	08:20:00	SF
11	01:24.6001	96.085	00:20:16	08:21:25	SF
12	01:24.1424	96.608	00:21:40	08:22:49	SF
13	01:23.7608	97.048	00:23:04	08:24:13	SF
14	01:23.6861	97.134	00:24:28	08:25:36	SF
15	01:23.7779	97.028	00:25:51	08:27:00	SF
16	01:24.3651	96.353	00:27:16	08:28:24	SF
17	01:24.2279	96.510	00:28:40	08:29:49	SF
18	01:23.7270	97.087	00:30:04	08:31:12	SF
19	01:24.4853	96.216	00:31:28	08:32:37	SF
20	01:23.5448	97.299	00:32:52	08:34:00	SF
21	01:24.1235	96.629	00:34:16	08:35:24	SF
22	01:23.7868	97.018	00:35:40	08:36:48	SF
23	01:34.9251	85.634	00:37:14	08:38:23	SFP

Event: USF2000 Mid-Ohio Test
Track: Mid-Ohio Sportscar Course
Report: Lap Report
Session: Practice 1

2.258 mile(s)



USF2000

June 8, 2016

Lap Data for Car 19 - Stephens, Michai (R)

Best Lap

Lap	Time	Speed	Session Time	Lap TOD	TL
0	No Time	*****	00:07:53	08:09:02	SF
1	01:30.4183	89.902	00:09:24	08:10:32	SF
2	01:32.3917	87.982	00:10:56	08:12:05	SF
3	01:32.8692	87.530	00:12:29	08:13:38	SFP
4	02:52.1749	47.212	00:15:21	08:16:30	SF
5	01:26.3010	94.191	00:16:47	08:17:56	SF
6	01:30.5106	89.810	00:18:18	08:19:27	SFP
7	10:36.7470	12.766	00:28:55	08:30:03	SF
8	01:25.7832	94.760	00:30:20	08:31:29	SF
9	01:25.4002	95.185	00:31:46	08:32:55	SF
10	01:25.0780	95.545	00:33:11	08:34:20	SF
11	01:24.5164	96.180	00:34:35	08:35:44	SF
12	01:24.1019	96.654	00:35:59	08:37:08	SF
12	No Time	*****	00:37:32	08:38:41	SFP

Event:	USF2000 Mid-Ohio Test	2.258 mile(s)	
Track:	Mid-Ohio Sportscar Course		
Report:	Lap Report	USF2000	
Session:	Practice 1	June 8, 2016	

Lap Data for Car 2 - Thompson, Parker	Best Lap
--	-----------------

Lap	Time	Speed	Session Time	Lap TOD	TL
0	No Time	*****	00:12:010	08:13:18	SFP
1	02:56.6670	46.012	00:15:06	08:16:15	SF
2	01:28.4599	91.892	00:16:35	08:17:44	SF
3	01:27.7929	92.591	00:18:03	08:19:11	SF
4	01:25.6144	94.947	00:19:28	08:20:37	SF
5	01:25.1033	95.517	00:20:53	08:22:02	SF
6	01:24.5810	96.107	00:22:18	08:23:27	SF
7	01:23.4371	97.424	00:23:41	08:24:50	SF
8	01:23.4599	97.398	00:25:05	08:26:13	SF
9	01:22.7016	98.291	00:26:27	08:27:36	SF
10	01:31.1844	89.147	00:27:59	08:29:07	SFP
11	03:12.1003	42.315	00:31:11	08:32:19	SF
12	01:23.1284	97.786	00:32:34	08:33:43	SF

Event: USF2000 Mid-Ohio Test
Track: Mid-Ohio SportsCar Course
Report: Lap Report
Session: Practice 1

2.258 mile(s)



USF2000

June 8, 2016

Lap Data for Car 21 - Lloyd, Jordan

Best Lap

Lap	Time	Speed	Session Time	Lap TOD	TL
0	No Time	*****	00:02:01	08:03:010	SF
1	01:33.4414	86.994	00:03:35	08:04:43	SF
2	01:30.1868	90.133	00:05:05	08:06:14	SF
3	01:28.5937	91.754	00:06:33	08:07:42	SF
4	01:27.3566	93.053	00:08:01	08:09:09	SF
5	01:26.5853	93.882	00:09:27	08:10:36	SF
6	01:26.8162	93.632	00:10:54	08:12:03	SF
7	01:26.0493	94.467	00:12:20	08:13:29	SF
8	01:24.6584	96.019	00:13:45	08:14:54	SF
9	01:25.0027	95.630	00:15:010	08:16:19	SF
10	01:25.0747	95.549	00:16:35	08:17:44	SF
11	01:25.4404	95.140	00:18:00	08:19:09	SF
12	01:24.3893	96.325	00:19:25	08:20:34	SF
13	01:24.9837	95.651	00:20:50	08:21:58	SF
14	01:24.0488	96.715	00:22:14	08:23:23	SF
15	01:23.7966	97.006	00:23:38	08:24:46	SF
16	01:23.5581	97.283	00:25:01	08:26:010	SF
17	01:23.1565	97.753	00:26:24	08:27:33	SF
18	01:23.0691	97.856	00:27:47	08:28:56	SF
19	01:22.9202	98.032	00:29:10	08:30:19	SF
20	01:22.9021	98.053	00:30:33	08:31:42	SF
21	01:22.9598	97.985	00:31:56	08:33:05	SF
22	01:22.8786	98.081	00:33:19	08:34:28	SF
23	01:23.9990	96.773	00:34:43	08:35:52	SF
24	01:23.0050	97.931	00:36:06	08:37:15	SF
24	No Time	*****	00:37:39	08:38:48	SFP

Event: USF2000 Mid-Ohio Test
Track: Mid-Ohio SportsCar Course
Report: Lap Report
Session: Practice 1

2.258 mile(s)



USF2000

June 8, 2016

Lap Data for Car 22 - Rickards, Garth

Best Lap

Lap	Time	Speed	Session Time	Lap TOD	TL
0	No Time	*****	00:02:14	08:03:23	SF
1	01:33.0280	87.380	00:03:47	08:04:56	SF
2	01:28.9159	91.421	00:05:16	08:06:25	SF
3	01:27.5232	92.876	00:06:44	08:07:53	SF
4	01:26.8533	93.592	00:08:11	08:09:20	SF
5	01:26.5230	93.950	00:09:37	08:10:46	SF
6	01:26.0076	94.513	00:11:03	08:12:12	SF
7	01:24.8886	95.758	00:12:28	08:13:37	SF
8	01:24.5210	96.175	00:13:53	08:15:01	SF
9	01:24.5601	96.130	00:15:17	08:16:26	SF
10	01:24.3697	96.347	00:16:42	08:17:50	SF
11	01:26.4295	94.051	00:18:08	08:19:17	SF
12	01:24.3664	96.351	00:19:32	08:20:41	SF
13	01:24.8395	95.814	00:20:57	08:22:06	SF
14	01:27.4530	92.950	00:22:25	08:23:33	SF
15	01:24.6238	96.058	00:23:49	08:24:58	SF
16	01:23.1776	97.728	00:25:13	08:26:21	SF
17	01:23.3180	97.564	00:26:36	08:27:45	SF
18	01:22.9482	97.999	00:27:59	08:29:08	SF
19	01:23.0986	97.821	00:29:22	08:30:31	SF
20	01:22.6409	98.363	00:30:45	08:31:53	SF
21	01:23.0860	97.836	00:32:08	08:33:16	SF
22	01:23.3325	97.547	00:33:31	08:34:40	SF
23	01:22.8586	98.104	00:34:54	08:36:03	SF
24	01:23.1065	97.812	00:36:17	08:37:26	SF

Event: USF2000 Mid-Ohio Test
Track: Mid-Ohio SportsCar Course
Report: Lap Report
Session: Practice 1

2.258 mile(s)



USF2000

June 8, 2016

Lap Data for Car 23 - Luo, Yufeng

Best Lap

Lap	Time	Speed	Session Time	Lap TOD	TL
0	No Time	*****	00:02:33	08:03:42	SF
1	01:32.4477	87.929	00:04:06	08:05:15	SF
2	01:28.9752	91.360	00:05:35	08:06:44	SF
3	01:27.1190	93.307	00:07:02	08:08:11	SF
4	01:27.0887	93.339	00:08:29	08:09:38	SF
5	01:25.9275	94.601	00:09:55	08:11:04	SF
6	01:25.2349	95.369	00:11:20	08:12:29	SF
7	01:24.8966	95.749	00:12:45	08:13:54	SF
8	01:24.4831	96.218	00:14:01	08:15:18	SF
9	01:24.2232	96.515	00:15:34	08:16:43	SF
10	01:24.4633	96.241	00:16:58	08:18:07	SF
11	01:34.6061	85.923	00:18:33	08:19:42	SFP
12	06:06.9068	22.155	00:24:40	08:25:49	SF
13	01:24.1484	96.601	00:26:04	08:27:13	SF
14	01:23.7697	97.037	00:27:28	08:28:36	SF
15	01:33.2705	87.153	00:29:01	08:30:01	SFP
16	04:11.5380	32.316	00:33:13	08:34:21	SF
17	01:25.6291	94.930	00:34:38	08:35:47	SF
18	01:23.1453	97.766	00:36:01	08:37:10	SF
18	No Time	*****	00:37:36	08:38:44	SFP

Event:	USF2000 Mid-Ohio Test	2.258 mile(s)	
Track:	Mid-Ohio Sportscar Course		
Report:	Lap Report	USF2000	
Session:	Practice 1	June 8, 2016	

Lap Data for Car 28 - Selmants, Joey (R)	Best Lap
---	-----------------

Lap	Time	Speed	Session Time	Lap TOD	TL
0	No Time	*****	00:31:28	08:32:37	SF
1	01:47.7383	75.449	00:33:16	08:34:25	SFP

Event: USF2000 Mid-Ohio Test
Track: Mid-Ohio Sportscar Course
Report: Lap Report
Session: Practice 1

2.258 mile(s)



USF2000

June 8, 2016

Lap Data for Car 3 - Lastochkin, Nikita

Best Lap

Lap	Time	Speed	Session Time	Lap TOD	TL
0	No Time	*****	00:11:03	08:12:12	SFP
1	05:25.0648	25.007	00:16:28	08:17:37	SF
2	01:30.1273	90.192	00:17:58	08:19:07	SF
3	01:29.7132	90.609	00:19:28	08:20:37	SF
4	01:27.8317	92.550	00:20:56	08:22:04	SF
5	01:29.6518	90.671	00:22:25	08:23:34	SF
6	01:26.8234	93.625	00:23:52	08:25:01	SF
7	01:25.6574	94.899	00:25:18	08:26:26	SF
8	01:24.7572	95.907	00:26:42	08:27:51	SF
9	01:24.8712	95.778	00:28:07	08:29:16	SF
10	01:24.9892	95.645	00:29:32	08:30:41	SF
11	01:24.3749	96.341	00:30:57	08:32:05	SF
12	01:31.6388	88.705	00:32:28	08:33:37	SFP
13	02:54.1169	46.686	00:35:22	08:36:31	SF
14	01:24.3586	96.360	00:36:47	08:37:56	SF

Event: USF2000 Mid-Ohio Test
Track: Mid-Ohio SportsCar Course
Report: Lap Report
Session: Practice 1

2.258 mile(s)



USF2000


June 8, 2016

Lap Data for Car 33 - Agren, Ayla

Best Lap

Lap	Time	Speed	Session Time	Lap TOD	TL
0	No Time	*****	00:08:33	08:09:41	SF
1	01:35.1700	85.413	00:10:08	08:11:17	SF
2	01:29.5762	90.747	00:11:37	08:12:46	SF
3	01:30.1520	90.168	00:13:08	08:14:16	SF
4	01:27.1585	93.265	00:14:35	08:15:43	SF
5	01:28.0955	92.273	00:16:03	08:17:12	SF
6	01:26.3656	94.121	00:17:29	08:18:38	SF
7	01:25.5216	95.050	00:18:55	08:20:03	SF
8	01:24.7455	95.920	00:20:19	08:21:28	SF
9	01:24.6836	95.990	00:21:44	08:22:53	SF
10	01:24.0947	96.662	00:23:08	08:24:17	SF
11	01:23.8928	96.895	00:24:32	08:25:41	SF
12	01:34.1737	86.317	00:26:06	08:27:15	SFP
13	07:55.2778	17.103	00:34:02	08:35:10	SF
14	01:24.5105	96.187	00:35:26	08:36:35	SF
15	01:23.6636	97.161	00:36:50	08:37:58	SF


Event: USF2000 Mid-Ohio Test
Track: Mid-Ohio SportsCar Course
Report: Lap Report
Session: Practice 1

2.258 mile(s) 
USF2000
June 8, 2016

Lap Data for Car 34 - Kohl, Lucas (R)

Best Lap

Lap	Time	Speed	Session Time	Lap TOD	TL
0	No Time	*****	00:02:30	08:03:38	SF
1	01:41.3770	80.184	00:04:11	08:05:20	SF
2	01:34.6615	85.872	00:05:46	08:06:54	SF
3	01:31.8291	88.521	00:07:17	08:08:26	SF
4	01:29.3832	90.943	00:08:47	08:09:56	SF
5	01:28.0832	92.285	00:10:15	08:11:24	SF
6	01:30.8393	89.485	00:11:46	08:12:54	SF
7	01:27.3768	93.032	00:13:13	08:14:22	SF
8	01:26.7078	93.749	00:14:40	08:15:49	SF
9	01:27.4067	93.000	00:16:07	08:17:16	SF
10	01:26.8452	93.601	00:17:34	08:18:43	SF
11	01:26.0510	94.465	00:19:00	08:20:09	SF
12	01:26.4964	93.978	00:20:27	08:21:35	SF
13	01:25.8879	94.644	00:21:52	08:23:01	SF
14	01:25.1942	95.415	00:23:18	08:24:26	SF
15	01:24.7791	95.882	00:24:42	08:25:51	SF
16	01:23.9491	96.830	00:26:06	08:27:15	SF
17	01:24.0001	96.771	00:27:30	08:28:39	SF
18	01:35.3330	85.267	00:29:06	08:30:14	SFP
19	06:24.6923	21.131	00:35:30	08:36:39	SF
20	01:24.6866	95.987	00:36:55	08:38:04	SF

Event:	USF2000 Mid-Ohio Test	2.258 mile(s)	
Track:	Mid-Ohio Sportscar Course		USF2000
Report:	Lap Report		USF2000
Session:	Practice 1		June 8, 2016

Lap Data for Car 4 - Cane, Jordan (R)	Best Lap
--	-----------------

Lap	Time	Speed	Session Time	Lap TOD	TL
0	No Time	*****	00:11:11	08:12:20	SFP
1	04:34.0012	29.667	00:15:45	08:16:54	SF
2	01:29.5316	90.793	00:17:15	08:18:23	SF
3	01:33.4247	87.009	00:18:48	08:19:57	SFP
4	03:40.6286	36.844	00:22:29	08:23:37	SF
5	01:27.7417	92.645	00:23:56	08:25:05	SF
6	01:25.8823	94.650	00:25:22	08:26:31	SF
7	01:25.3992	95.186	00:26:48	08:27:56	SF
8	01:31.1670	89.164	00:28:19	08:29:28	SFP
9	04:05.2408	33.146	00:32:24	08:33:33	SF
10	01:25.1574	95.456	00:33:49	08:34:58	SF
11	01:25.3069	95.289	00:35:15	08:36:23	SF
12	01:25.4879	95.087	00:36:40	08:37:49	SF

Event: USF2000 Mid-Ohio Test
Track: Mid-Ohio Sportscar Course
Report: Lap Report
Session: Practice 1

2.258 mile(s)



USF2000

June 8, 2016

Lap Data for Car 52 - Allaer, Rob (R)

Best Lap

Lap	Time	Speed	Session Time	Lap TOD	TL
0	No Time	*****	00:16:06	08:17:15	SF
1	01:40.1341	81.179	00:17:46	08:18:55	SF
2	01:33.0624	87.348	00:19:19	08:20:28	SF
3	01:33.0913	87.321	00:20:52	08:22:01	SF
4	01:32.2182	88.147	00:22:25	08:23:33	SF
5	01:45.8402	76.803	00:24:10	08:25:19	SFP
6	03:05.0245	43.934	00:27:16	08:28:24	SF
7	01:32.2384	88.128	00:28:48	08:29:56	SF
8	01:28.9956	91.339	00:30:17	08:31:25	SF
9	01:31.1817	89.149	00:31:48	08:32:57	SF
10	01:29.6324	90.690	00:33:18	08:34:26	SF
11	01:28.9530	91.383	00:34:47	08:35:55	SF
12	01:27.7174	92.670	00:36:14	08:37:23	SF

Event: USF2000 Mid-Ohio Test
Track: Mid-Ohio Sportscar Course
Report: Lap Report
Session: Practice 1

2.258 mile(s)



USF2000

June 8, 2016

Lap Data for Car 72 - Ottis, Tazio (R)

Best Lap


Lap	Time	Speed	Session Time	Lap TOD	TL
0	No Time	*****	00:02:19	08:03:28	SFP
1	02:24.9083	56.096	00:04:44	08:05:53	SF
2	01:32.7645	87.628	00:06:17	08:07:26	SF
3	01:31.2179	89.114	00:07:48	08:08:57	SF
4	01:29.5682	90.755	00:09:18	08:10:26	SF
5	01:29.4510	90.874	00:10:47	08:11:56	SF
6	01:28.6759	91.669	00:12:16	08:13:25	SF
7	01:27.8058	92.577	00:13:44	08:14:52	SF
8	01:28.0865	92.282	00:15:12	08:16:20	SF
9	01:27.0804	93.348	00:16:39	08:17:47	SF
10	01:26.6277	93.836	00:18:05	08:19:14	SF
11	01:26.6809	93.778	00:19:32	08:20:41	SF
12	01:27.1499	93.274	00:20:59	08:22:08	SF
13	01:26.3469	94.141	00:22:26	08:23:34	SF
14	01:28.0597	92.310	00:23:54	08:25:02	SF
15	01:25.7274	94.821	00:25:19	08:26:28	SF
16	01:25.5790	94.986	00:26:45	08:27:54	SF
17	01:25.4721	95.105	00:28:10	08:29:19	SF
18	01:25.3807	95.207	00:29:36	08:30:45	SF
19	01:25.4428	95.137	00:31:01	08:32:01	SF
20	01:25.3214	95.273	00:32:27	08:33:35	SF
21	01:25.5356	95.034	00:33:52	08:35:01	SF
22	01:25.1133	95.506	00:35:17	08:36:26	SF
23	01:35.1188	85.459	00:36:52	08:38:01	SFP

Event:	USF2000 Mid-Ohio Test	2.258 mile(s)	
Track:	Mid-Ohio Sportscar Course		
Report:	Lap Report	USF2000	
Session:	Practice 1	June 8, 2016	

Lap Data for Car 8 - Martin, Anthony	Best Lap
---	-----------------

Lap	Time	Speed	Session Time	Lap TOD	TL
0	No Time	*****	00:11:06	08:12:15	SFP
1	03:41.3394	36.725	00:14:47	08:15:56	SF
2	01:27.3756	93.033	00:16:15	08:17:23	SF
3	01:26.6832	93.776	00:17:41	08:18:50	SF
4	01:25.6527	94.904	00:19:07	08:20:16	SF
5	01:25.7428	94.804	00:20:33	08:21:41	SF
6	01:24.4307	96.278	00:21:57	08:23:06	SF
7	01:23.9243	96.859	00:23:21	08:24:30	SF
8	01:23.5386	97.306	00:24:45	08:25:53	SF
9	01:23.1011	97.818	00:26:08	08:27:16	SF
10	01:30.3989	89.921	00:27:38	08:28:47	SFP
11	04:23.4616	30.854	00:32:02	08:33:10	SF
12	01:23.4243	97.439	00:33:25	08:34:34	SF
13	01:23.0325	97.899	00:34:48	08:35:57	SF
14	01:22.9982	97.939	00:36:11	08:37:20	SF

Event: USF2000 Mid-Ohio Test
Track: Mid-Ohio SportsCar Course
Report: Lap Report
Session: Practice 1

2.258 mile(s) 
USF2000
June 8, 2016

Lap Data for Car 80 - Megennis, Robert (R)

Best Lap

Lap	Time	Speed	Session Time	Lap TOD	TL
0	No Time	*****	00:02:30	08:03:39	SFP
1	03:09.8667	42.813	00:05:40	08:06:49	SF
2	01:30.2432	90.077	00:07:10	08:08:19	SF
3	01:28.6632	91.682	00:08:39	08:09:48	SF
4	01:27.3846	93.023	00:10:06	08:11:15	SF
5	01:26.5549	93.915	00:11:33	08:12:42	SF
6	01:34.0699	86.412	00:13:07	08:14:16	SFP
7	04:05.0410	33.173	00:17:12	08:18:21	SF
8	01:25.8197	94.720	00:18:38	08:19:47	SF
9	01:24.9868	95.648	00:20:03	08:21:12	SF
10	01:24.9435	95.697	00:21:28	08:22:37	SF
11	01:24.2778	96.452	00:22:52	08:24:01	SF
12	01:24.1000	96.656	00:24:16	08:25:25	SF
13	01:23.9075	96.878	00:25:40	08:26:49	SF
14	01:23.9210	96.863	00:27:04	08:28:13	SF
15	01:23.8128	96.988	00:28:28	08:29:37	SF
16	01:24.1272	96.625	00:29:52	08:31:01	SF
17	01:23.8127	96.988	00:31:16	08:32:24	SF
18	01:24.1719	96.574	00:32:40	08:33:49	SF
19	01:23.7093	97.107	00:34:04	08:35:12	SF
20	01:24.0122	96.757	00:35:28	08:36:36	SF
21	01:32.7094	87.680	00:37:00	08:38:09	SFP

Event: USF2000 Mid-Ohio Test
Track: Mid-Ohio Sportscar Course
Report: Lap Report
Session: Practice 1

2.258 mile(s)



USF2000

June 8, 2016

Lap Data for Car 91 - Das, Cameron (R)

Best Lap

Lap	Time	Speed	Session Time	Lap TOD	TL
0	No Time	*****	00:06:39	08:07:47	SF
1	01:34.9273	85.632	00:08:14	08:09:22	SF
2	01:31.4181	88.919	00:09:45	08:10:54	SF
3	01:29.8878	90.433	00:11:15	08:12:24	SF
4	01:28.7773	91.564	00:12:44	08:13:52	SF
5	01:29.6390	90.684	00:14:13	08:15:22	SF
6	01:28.8055	91.535	00:15:42	08:16:51	SF
7	01:27.1345	93.290	00:17:09	08:18:18	SF
8	01:26.1779	94.326	00:18:35	08:19:44	SF
9	01:25.8896	94.642	00:20:01	08:21:10	SF
10	01:25.7129	94.838	00:21:27	08:22:36	SF
11	01:26.6067	93.859	00:22:54	08:24:02	SF
12	01:33.7922	86.668	00:24:27	08:25:36	SFP
13	04:22.1612	31.007	00:28:50	08:29:58	SF
14	01:27.2739	93.141	00:30:17	08:31:26	SF
15	01:25.2492	95.353	00:31:42	08:32:51	SF
16	01:24.2326	96.504	00:33:06	08:34:15	SF
17	01:24.1868	96.557	00:34:31	08:35:39	SF
18	01:23.8640	96.928	00:35:54	08:37:03	SF
18	No Time	*****	00:37:29	08:38:37	SFP

Event: USF2000 Mid-Ohio Test
Track: Mid-Ohio Sportscar Course
Report: Lap Report
Session: Practice 1

2.258 mile(s)



USF2000

June 8, 2016

Lap Data for Car 92 - Gabin, Luke

Best Lap

Lap	Time	Speed	Session Time	Lap TOD	TL
0	No Time	*****	00:13:09	08:14:17	SF
1	01:29.8286	90.492	00:14:38	08:15:47	SF
2	01:27.9630	92.412	00:16:06	08:17:15	SF
3	01:26.2648	94.231	00:17:33	08:18:41	SF
4	01:25.5346	95.035	00:18:58	08:20:07	SF
5	01:24.8518	95.800	00:20:23	08:21:32	SF
6	01:24.9101	95.734	00:21:48	08:22:57	SF
7	01:24.4708	96.232	00:23:12	08:24:21	SF
8	01:23.9873	96.786	00:24:36	08:25:45	SF
9	01:33.1801	87.238	00:26:010	08:27:18	SFP
10	05:57.8342	22.717	00:32:07	08:33:16	SF
11	01:24.6297	96.051	00:33:32	08:34:41	SF
12	01:23.3113	97.571	00:34:55	08:36:04	SF
13	01:23.0140	97.921	00:36:18	08:37:27	SF