

Event: USF2000 Mid-Ohio Test
Track: Mid-Ohio SportsCar Course
Report: Lap Report
Session: Practice 4

2.258 mile(s)



USF2000

June 8, 2016

Lap Data for Car 17 - Munoz, Christian (R)

Best Lap

Lap	Time	Speed	Session Time	Lap TOD	TL
0	No Time	*****	00:01:52	13:52:24	SF
1	01:32.5731	87.810	00:03:24	13:53:57	SF
2	01:31.5563	88.785	00:04:56	13:55:28	SF
3	01:29.1087	91.223	00:06:25	13:56:58	SF
4	01:28.4290	91.925	00:07:53	13:58:26	SF
5	01:30.0824	90.237	00:09:23	13:59:56	SF
6	01:28.7902	91.551	00:10:52	14:01:25	SF
7	01:30.3068	90.013	00:12:23	14:02:55	SF
8	01:28.0093	92.363	00:13:51	14:04:23	SF
9	01:29.2277	91.102	00:15:20	14:05:52	SF
10	01:27.7820	92.602	00:16:48	14:07:20	SF
11	01:27.2900	93.124	00:18:15	14:08:47	SF
12	01:26.2121	94.288	00:19:41	14:10:14	SF
13	01:25.9193	94.610	00:21:07	14:11:40	SF
14	01:26.2020	94.299	00:22:33	14:13:06	SF
15	01:26.4724	94.005	00:23:60	14:14:32	SF
16	01:25.3169	95.278	00:25:25	14:15:58	SF
17	01:25.3448	95.247	00:26:50	14:17:23	SF
18	01:35.6465	84.988	00:28:26	14:18:59	SFP

Event: USF2000 Mid-Ohio Test
Track: Mid-Ohio Sportscar Course
Report: Lap Report
Session: Practice 4

2.258 mile(s)



USF2000

June 8, 2016

Lap Data for Car 18 - Dickerson, Dakota (R)

Best Lap

Lap	Time	Speed	Session Time	Lap TOD	TL
0	No Time	*****	00:01:40	13:52:13	SF
1	01:24.7999	95.859	00:03:05	13:53:38	SF
2	01:23.8677	96.924	00:04:29	13:55:02	SF
3	01:23.3762	97.495	00:05:52	13:56:25	SF
4	01:24.9741	95.662	00:07:17	13:57:50	SF
5	01:23.9685	96.808	00:08:41	13:59:14	SF
6	01:30.3532	89.967	00:10:12	14:00:44	SFP
7	05:01.3956	26.971	00:15:13	14:05:46	SF
8	01:23.6775	97.144	00:16:37	14:07:09	SF
9	01:23.7032	97.115	00:18:01	14:08:33	SF
10	01:23.8031	96.999	00:19:24	14:09:57	SF
11	01:29.9961	90.324	00:20:54	14:11:27	SFP
12	06:52.0167	19.729	00:27:46	14:18:19	SF

Event:	USF2000 Mid-Ohio Test	2.258 mile(s)	
Track:	Mid-Ohio Sportscar Course		USF2000
Report:	Lap Report		USF2000
Session:	Practice 4		June 8, 2016

Lap Data for Car 19 - Stephens, Michai (R)	Best Lap
---	-----------------

Lap	Time	Speed	Session Time	Lap TOD	TL
0	No Time	*****	00:11:44	14:02:16	SF
1	01:29.1442	91.187	00:13:13	14:03:45	SF
2	01:27.5502	92.847	00:14:40	14:05:13	SF
3	01:24.5374	96.156	00:16:05	14:06:38	SF
4	01:24.4690	96.234	00:17:29	14:08:02	SF
5	01:24.5263	96.169	00:18:54	14:09:27	SF
6	01:23.5408	97.303	00:20:17	14:10:50	SF
7	01:38.0179	82.932	00:21:55	14:12:28	SFP
8	03:32.4205	38.267	00:25:28	14:16:01	SF
9	01:24.3145	96.410	00:26:52	14:17:25	SF
10	01:24.5604	96.130	00:28:17	14:18:49	SF

Event: USF2000 Mid-Ohio Test
Track: Mid-Ohio Sportscar Course
Report: Lap Report
Session: Practice 4

2.258 mile(s)



USF2000

June 8, 2016

Lap Data for Car 2 - Thompson, Parker

Best Lap

Lap	Time	Speed	Session Time	Lap TOD	TL
0	No Time	*****	00:02:27	13:52:59	SF
1	01:24.9422	95.698	00:03:51	13:54:24	SF
2	01:23.7253	97.089	00:05:15	13:55:48	SF
3	01:23.4135	97.452	00:06:39	13:57:11	SF
4	01:23.8606	96.932	00:08:02	13:58:35	SF
5	01:22.9814	97.959	00:09:25	13:59:58	SF
6	01:22.5990	98.413	00:10:48	14:01:21	SF
7	01:21.8350	99.332	00:12:010	14:02:42	SF
8	01:21.7545	99.429	00:13:32	14:04:04	SF
9	01:21.7070	99.487	00:14:53	14:05:26	SF
10	01:21.5593	99.667	00:16:15	14:06:48	SF
11	01:21.4572	99.792	00:17:36	14:08:09	SF
12	01:22.3920	98.660	00:18:59	14:09:31	SF
13	01:31.8708	88.481	00:20:31	14:11:03	SFP
14	03:37.2041	37.425	00:24:08	14:14:40	SF
15	01:22.4419	98.600	00:25:30	14:16:03	SF
16	01:23.2681	97.622	00:26:54	14:17:26	SF
17	01:34.6987	85.839	00:28:28	14:19:01	SFP

Event: USF2000 Mid-Ohio Test
Track: Mid-Ohio Sportscar Course
Report: Lap Report
Session: Practice 4

2.258 mile(s)



USF2000


June 8, 2016

Lap Data for Car 21 - Lloyd, Jordan

Best Lap

Lap	Time	Speed	Session Time	Lap TOD	TL
0	No Time	*****	00:02:04	13:52:36	SF
1	01:26.0111	94.509	00:03:30	13:54:02	SF
2	01:24.5783	96.110	00:04:54	13:55:27	SF
3	01:22.9651	97.979	00:06:17	13:56:50	SF
4	01:23.0762	97.848	00:07:40	13:58:13	SF
5	01:24.4522	96.253	00:09:05	13:59:37	SF
6	01:23.5203	97.327	00:10:28	14:01:01	SF
7	01:22.7619	98.219	00:11:51	14:02:24	SF
8	01:24.8566	95.795	00:13:16	14:03:49	SF
9	01:22.8862	98.072	00:14:39	14:05:12	SF
10	01:22.2492	98.831	00:16:01	14:06:34	SF
11	01:29.3159	91.012	00:17:30	14:08:03	SFP
12	02:43.1861	49.813	00:20:14	14:10:46	SF
13	01:22.3374	98.725	00:21:36	14:12:09	SF
14	01:21.9310	99.215	00:22:58	14:13:31	SF
15	01:28.0025	92.370	00:24:26	14:14:59	SFP
16	02:44.9374	49.284	00:27:11	14:17:43	SF
17	01:22.4595	98.579	00:28:33	14:19:06	SF


Event: USF2000 Mid-Ohio Test
Track: Mid-Ohio SportsCar Course
Report: Lap Report
Session: Practice 4

2.258 mile(s) 
USF2000
June 8, 2016

Lap Data for Car 22 - Rickards, Garth Best Lap

Lap	Time	Speed	Session Time	Lap TOD	TL
0	No Time	*****	00:03:27	13:53:60	SF
1	01:26.1221	94.387	00:04:53	13:55:26	SF
2	01:23.1930	97.710	00:06:17	13:56:49	SF
3	01:23.4905	97.362	00:07:40	13:58:13	SF
4	01:23.6907	97.129	00:09:04	13:59:36	SF
5	01:24.3471	96.373	00:10:28	14:01:01	SF
6	01:22.4474	98.594	00:11:51	14:02:23	SF
7	01:22.6913	98.303	00:13:13	14:03:46	SF
8	01:22.6663	98.333	00:14:36	14:05:09	SF
9	01:22.6241	98.383	00:15:59	14:06:31	SF
10	01:30.2959	90.024	00:17:29	14:08:01	SFP
11	03:29.4522	38.810	00:20:58	14:11:31	SF
12	01:22.8312	98.137	00:22:21	14:12:54	SF
13	01:22.4549	98.585	00:23:44	14:14:16	SF
14	01:22.4092	98.639	00:25:06	14:15:39	SF
15	01:22.3977	98.653	00:26:28	14:17:01	SF
16	01:22.4509	98.590	00:27:51	14:18:23	SF

Event: USF2000 Mid-Ohio Test
Track: Mid-Ohio SportsCar Course
Report: Lap Report
Session: Practice 4

2.258 mile(s) 
USF2000
June 8, 2016

Lap Data for Car 23 - Luo, Yufeng

Best Lap

Lap	Time	Speed	Session Time	Lap TOD	TL
0	No Time	*****	00:03:37	13:54:09	SF
1	01:25.4346	95.146	00:05:02	13:55:35	SF
2	01:23.9355	96.846	00:06:26	13:56:59	SF
3	01:24.3782	96.338	00:07:51	13:58:23	SF
4	01:23.6589	97.166	00:09:14	13:59:47	SF
5	01:23.0247	97.908	00:10:37	14:01:010	SF
6	01:23.0549	97.873	00:12:00	14:02:33	SF
7	01:22.6007	98.411	00:13:23	14:03:55	SF
8	01:22.5711	98.446	00:14:45	14:05:18	SF
9	01:22.2113	98.877	00:16:08	14:06:40	SF
10	01:22.3296	98.735	00:17:30	14:08:03	SF
11	01:26.1077	94.403	00:18:56	14:09:29	SF
12	01:33.6719	86.779	00:20:30	14:11:02	SFP
13	03:18.1484	41.024	00:23:48	14:14:21	SF
14	01:23.9025	96.884	00:25:12	14:15:44	SF
15	01:22.4135	98.634	00:26:34	14:17:07	SF
16	01:22.3548	98.705	00:27:57	14:18:29	SF

Event: USF2000 Mid-Ohio Test
Track: Mid-Ohio Sportscar Course
Report: Lap Report
Session: Practice 4

2.258 mile(s)



USF2000

June 8, 2016

Lap Data for Car 28 - Selmants, Joey (R)

Best Lap

Lap	Time	Speed	Session Time	Lap TOD	TL
0	No Time	*****	00:02:11	13:52:43	SF
1	01:26.7706	93.682	00:03:38	13:54:10	SF
2	01:25.5189	95.053	00:05:03	13:55:36	SF
3	01:25.1042	95.516	00:06:28	13:57:01	SF
4	01:36.0228	84.655	00:08:04	13:58:37	SFP
5	02:14.2982	60.528	00:10:19	14:00:51	SFP
6	02:08.3817	63.317	00:12:27	14:02:59	SF
7	01:25.3049	95.291	00:13:52	14:04:25	SF
8	01:24.6959	95.976	00:15:17	14:05:49	SF
9	01:24.4708	96.232	00:16:41	14:07:14	SF
10	01:35.5751	85.051	00:18:17	14:08:50	SFP
11	05:03.9905	26.740	00:23:21	14:13:54	SF
12	01:25.1063	95.513	00:24:46	14:15:19	SF
13	01:24.8390	95.814	00:26:11	14:16:43	SF
14	01:24.5305	96.164	00:27:35	14:18:08	SF

Event: USF2000 Mid-Ohio Test
Track: Mid-Ohio Sportscar Course
Report: Lap Report
Session: Practice 4

2.258 mile(s)



USF2000

June 8, 2016

Lap Data for Car 3 - Lastochkin, Nikita

Best Lap

Lap	Time	Speed	Session Time	Lap TOD	TL
0	No Time	*****	00:01:56	13:52:29	SF
1	01:26.4652	94.012	00:03:23	13:53:55	SF
2	01:24.7887	95.871	00:04:47	13:55:20	SF
3	01:24.2017	96.540	00:06:12	13:56:44	SF
4	01:23.7156	97.100	00:07:35	13:58:08	SF
5	01:23.4437	97.417	00:08:59	13:59:31	SF
6	01:23.5119	97.337	00:10:22	14:00:55	SF
7	01:23.3768	97.495	00:11:46	14:02:18	SF
8	01:23.0317	97.900	00:13:09	14:03:41	SF
9	01:24.2040	96.537	00:14:33	14:05:05	SF
10	01:23.0117	97.924	00:15:56	14:06:28	SF
11	01:23.0056	97.931	00:17:19	14:07:51	SF
12	01:23.3505	97.526	00:18:42	14:09:15	SF
13	01:34.9598	85.603	00:20:17	14:10:50	SFP
14	04:11.7890	32.284	00:24:29	14:15:02	SF
15	01:24.0146	96.755	00:25:53	14:16:26	SF
16	01:23.4435	97.417	00:27:16	14:17:49	SF
17	01:23.4538	97.405	00:28:40	14:19:12	SF

Event: USF2000 Mid-Ohio Test
Track: Mid-Ohio SportsCar Course
Report: Lap Report
Session: Practice 4

2.258 mile(s)



USF2000

June 8, 2016

Lap Data for Car 33 - Agren, Ayla

Best Lap

Lap	Time	Speed	Session Time	Lap TOD	TL
0	No Time	*****	00:01:33	13:52:05	SF
1	01:24.5228	96.173	00:02:57	13:53:30	SF
2	01:23.6399	97.188	00:04:21	13:54:53	SF
3	01:23.2274	97.670	00:05:44	13:56:17	SF
4	01:22.8652	98.097	00:07:07	13:57:40	SF
5	01:22.6981	98.295	00:08:30	13:59:02	SF
6	01:22.8025	98.171	00:09:52	14:00:25	SF
7	01:22.2884	98.784	00:11:15	14:01:47	SF
8	01:22.4387	98.604	00:12:37	14:03:01	SF
9	01:22.2219	98.864	00:13:59	14:04:32	SF
10	01:22.2685	98.808	00:15:22	14:05:54	SF
11	01:22.5534	98.467	00:16:44	14:07:17	SF
12	01:22.6106	98.399	00:18:07	14:08:39	SF
13	01:22.8445	98.121	00:19:30	14:10:02	SF
14	01:22.4226	98.623	00:20:52	14:11:25	SF
15	01:22.2271	98.858	00:22:14	14:12:47	SF
16	01:22.2183	98.869	00:23:37	14:14:09	SF
17	01:22.1758	98.920	00:24:59	14:15:31	SF
18	01:21.9688	99.169	00:26:21	14:16:53	SF
19	01:22.2656	98.812	00:27:43	14:18:16	SF

Event: USF2000 Mid-Ohio Test
Track: Mid-Ohio Sportscar Course
Report: Lap Report
Session: Practice 4

2.258 mile(s)



USF2000


June 8, 2016

Lap Data for Car 34 - Kohl, Lucas (R)

Best Lap

Lap	Time	Speed	Session Time	Lap TOD	TL
0	No Time	*****	00:01:42	13:52:15	SF
1	01:25.5957	94.967	00:03:08	13:53:40	SF
2	01:24.8372	95.816	00:04:33	13:55:05	SF
3	01:23.8772	96.913	00:05:56	13:56:29	SF
4	01:23.7620	97.046	00:07:20	13:57:53	SF
5	01:23.3148	97.567	00:08:43	13:59:16	SF
6	01:36.0259	84.652	00:10:19	14:00:52	SFP
7	06:41.0844	20.267	00:17:01	14:07:33	SF
8	01:24.1254	96.627	00:18:25	14:08:57	SF
9	01:23.2865	97.600	00:19:48	14:10:21	SF
10	01:22.7842	98.193	00:21:11	14:11:43	SF
11	01:23.2057	97.695	00:22:34	14:13:07	SF
12	01:23.5572	97.284	00:23:58	14:14:30	SF
13	01:23.3450	97.532	00:25:21	14:15:53	SF
14	01:24.7749	95.887	00:26:46	14:17:18	SF

Event: USF2000 Mid-Ohio Test
Track: Mid-Ohio SportsCar Course
Report: Lap Report
Session: Practice 4

2.258 mile(s) 
USF2000
June 8, 2016

Lap Data for Car 4 - Cane, Jordan (R)

Best Lap

Lap	Time	Speed	Session Time	Lap TOD	TL
0	No Time	*****	00:02:29	13:53:02	SF
1	01:25.4521	95.127	00:03:55	13:54:27	SF
2	01:24.0588	96.704	00:05:19	13:55:51	SF
3	01:23.6116	97.221	00:06:42	13:57:15	SF
4	01:23.4156	97.449	00:08:06	13:58:38	SF
5	01:23.5017	97.349	00:09:29	14:00:02	SF
6	01:23.6073	97.226	00:10:53	14:01:26	SF
7	01:24.2576	96.476	00:12:17	14:02:50	SF
8	01:25.4998	95.074	00:13:43	14:04:15	SF
9	01:22.6480	98.354	00:15:05	14:05:38	SF
10	01:22.6111	98.398	00:16:28	14:07:01	SF
11	01:23.1376	97.775	00:17:51	14:08:24	SF
12	01:23.1804	97.725	00:19:14	14:09:47	SF
13	01:30.6293	89.693	00:20:45	14:11:18	SFP
14	04:40.5107	28.979	00:25:25	14:15:58	SF
15	01:37.3985	83.459	00:27:03	14:17:35	SF
16	01:23.4160	97.449	00:28:26	14:18:59	SF

Event: USF2000 Mid-Ohio Test
Track: Mid-Ohio Sportscar Course
Report: Lap Report
Session: Practice 4

2.258 mile(s)



USF2000

June 8, 2016

Lap Data for Car 52 - Allaer, Rob (R)

Best Lap

Lap	Time	Speed	Session Time	Lap TOD	TL
0	No Time	*****	00:02:03	13:52:36	SF
1	01:30.7358	89.588	00:03:34	13:54:07	SF
2	01:27.2978	93.116	00:05:01	13:55:34	SF
3	01:26.5731	93.895	00:06:28	13:57:00	SF
4	01:27.0223	93.411	00:07:55	13:58:27	SF
5	01:35.6584	84.977	00:09:30	14:00:03	SFP
6	04:16.1659	31.733	00:13:47	14:04:19	SF
7	01:28.0972	92.271	00:15:15	14:05:47	SF
8	01:25.6065	94.955	00:16:40	14:07:13	SF
9	01:25.1135	95.505	00:18:05	14:08:38	SF
10	01:36.2617	84.445	00:19:42	14:10:14	SFP
11	04:05.9219	33.054	00:23:48	14:14:20	SF
12	01:26.5661	93.903	00:25:14	14:15:47	SF
13	01:24.9923	95.642	00:26:39	14:17:12	SF
14	01:24.8106	95.847	00:28:04	14:18:37	SF

Event: USF2000 Mid-Ohio Test
Track: Mid-Ohio Sportscar Course
Report: Lap Report
Session: Practice 4

2.258 mile(s)



USF2000

June 8, 2016

Lap Data for Car 8 - Martin, Anthony

Best Lap

Lap	Time	Speed	Session Time	Lap TOD	TL
0	No Time	*****	00:04:00	13:54:33	SF
1	01:24.1933	96.549	00:05:24	13:55:57	SF
2	01:23.1005	97.819	00:06:47	13:57:20	SF
3	01:22.7276	98.260	00:08:10	13:58:43	SF
4	01:22.3376	98.725	00:09:32	14:00:05	SF
5	01:22.2300	98.854	00:10:55	14:01:27	SF
6	01:23.9209	96.863	00:12:19	14:02:51	SF
7	01:22.6680	98.331	00:13:41	14:04:14	SF
8	01:22.4210	98.625	00:15:04	14:05:36	SF
9	01:28.0712	92.298	00:16:32	14:07:04	SFP
10	07:44.2096	17.511	00:24:16	14:14:49	SF
11	01:22.6873	98.308	00:25:39	14:16:11	SF
12	01:22.3226	98.743	00:27:01	14:17:34	SF
13	01:33.3482	87.080	00:28:34	14:19:07	SFP

Event:	USF2000 Mid-Ohio Test	2.258 mile(s)	
Track:	Mid-Ohio SportsCar Course		USF2000
Report:	Lap Report		USF2000
Session:	Practice 4		June 8, 2016

Lap Data for Car 80 - Megennis, Robert (R)	Best Lap
---	-----------------

Lap	Time	Speed	Session Time	Lap TOD	TL
0	No Time	*****	00:01:60	13:52:32	SF
1	01:25.8775	94.656	00:03:26	13:53:58	SF
2	01:25.4231	95.159	00:04:51	13:55:24	SF
3	01:24.2780	96.452	00:06:15	13:56:48	SF
4	01:24.2501	96.484	00:07:40	13:58:12	SF
5	01:23.7898	97.014	00:09:03	13:59:36	SF
6	01:31.9898	88.366	00:10:35	14:01:08	SFP
7	04:34.1663	29.649	00:15:010	14:05:42	SF
8	01:23.4059	97.461	00:16:33	14:07:06	SF
9	01:23.6175	97.214	00:17:57	14:08:29	SF
10	01:23.3069	97.577	00:19:20	14:09:52	SF
11	01:23.1273	97.787	00:20:43	14:11:16	SF
12	01:23.1621	97.746	00:22:06	14:12:39	SF
13	01:22.9227	98.029	00:23:29	14:14:02	SF
14	01:22.9742	97.968	00:24:52	14:15:25	SF
15	01:23.0009	97.936	00:26:15	14:16:48	SF
16	01:23.4648	97.392	00:27:39	14:18:11	SF

Event: USF2000 Mid-Ohio Test
Track: Mid-Ohio Sportscar Course
Report: Lap Report
Session: Practice 4

2.258 mile(s)



USF2000

June 8, 2016

Lap Data for Car 83 - Ottis, Tazio (R)

Best Lap

Lap	Time	Speed	Session Time	Lap TOD	TL
0	No Time	*****	00:02:17	13:52:49	SF
1	01:27.5267	92.872	00:03:44	13:54:17	SF
2	01:27.4679	92.935	00:05:12	13:55:44	SF
3	01:25.1033	95.517	00:06:37	13:57:09	SF
4	01:25.2648	95.336	00:08:02	13:58:35	SF
5	01:25.3572	95.233	00:09:28	14:00:00	SF
6	01:24.9248	95.718	00:10:52	14:01:25	SF
7	01:33.9983	86.478	00:12:26	14:02:59	SFP
8	05:19.2783	25.460	00:17:46	14:08:18	SF
9	01:24.8655	95.785	00:19:11	14:09:43	SF
10	01:31.4325	88.905	00:20:42	14:11:15	SFP
11	07:02.1922	19.254	00:27:44	14:18:17	SFP

Event: USF2000 Mid-Ohio Test
Track: Mid-Ohio Sportscar Course
Report: Lap Report
Session: Practice 4

2.258 mile(s)



USF2000

June 8, 2016

Lap Data for Car 91 - Das, Cameron (R)

Best Lap

Lap	Time	Speed	Session Time	Lap TOD	TL
0	No Time	*****	00:03:42	13:54:14	SF
1	01:25.2648	95.336	00:05:07	13:55:39	SF
2	01:23.9190	96.865	00:06:31	13:57:03	SF
3	01:24.1663	96.580	00:07:55	13:58:28	SF
4	01:24.2767	96.454	00:09:19	13:59:52	SF
5	01:22.8969	98.059	00:10:42	14:01:15	SF
6	01:22.5358	98.488	00:12:05	14:02:37	SF
7	01:22.6184	98.390	00:13:27	14:03:60	SF
8	01:29.8446	90.476	00:14:57	14:05:30	SFP
9	04:00.3509	33.821	00:18:57	14:09:30	SF
10	01:22.7668	98.213	00:20:20	14:10:53	SF
11	01:30.3379	89.982	00:21:51	14:12:23	SFP
12	02:20.7560	57.751	00:24:11	14:14:44	SF
13	01:22.8898	98.068	00:25:34	14:16:07	SF
14	01:22.7623	98.219	00:26:57	14:17:30	SF
15	01:34.5347	85.987	00:28:32	14:19:04	SFP

Event: USF2000 Mid-Ohio Test
Track: Mid-Ohio Sportscar Course
Report: Lap Report
Session: Practice 4

2.258 mile(s)



USF2000

June 8, 2016

Lap Data for Car 92 - Gabin, Luke

Best Lap

Lap	Time	Speed	Session Time	Lap TOD	TL
0	No Time	*****	00:04:60	13:55:32	SF
1	01:24.0570	96.706	00:06:24	13:56:56	SF
2	01:22.6973	98.296	00:07:46	13:58:19	SF
3	01:22.0807	99.034	00:09:09	13:59:41	SF
4	01:38.5077	82.519	00:10:47	14:01:20	SFP
5	04:12.2895	32.220	00:14:59	14:05:32	SF
6	01:22.6071	98.403	00:16:22	14:06:55	SF
7	01:22.6280	98.378	00:17:45	14:08:17	SF
8	01:22.0778	99.038	00:19:07	14:09:39	SF
9	01:28.9181	91.419	00:20:36	14:11:08	SFP
10	03:34.7789	37.847	00:24:10	14:14:43	SF
11	01:22.1478	98.953	00:25:32	14:16:05	SF
12	01:22.3145	98.753	00:26:55	14:17:27	SF
13	01:35.3679	85.236	00:28:30	14:19:03	SFP