

Event: Cooper Tires USF2000 Indy GP
Track: Indianapolis Motor Speedway RC
Report: Section Data Report
Session: Practice 1

Rounds 7/8/9
2.439 mile(s)



USF2000 Championship
September 3, 2020

Section Data for Car 1 - Campbell, Prescott (R)

Lap	T/S	I6 to I8	I8 to SF	SF to I2	I2 to I4	I4 to I6
1	T	16.6110	15.5584	19.6758	24.4549	22.8916
	S	75.361	93.080	92.765	100.398	78.631
2	T	14.1047	14.4838	18.4512	23.2659	21.7784
	S	88.752	99.986	98.922	105.529	82.651
3	T	13.6858	14.6075	17.6203	23.0981	21.4496
	S	91.468	99.140	103.587	106.296	83.918
4	T	13.5794	14.3851	17.2726	22.9290	20.7353
	S	92.185	100.672	105.672	107.080	86.808
5	T	13.4318	14.0852	17.1327	22.7717	20.2923
	S	93.198	102.816	106.535	107.819	88.704
6	T	13.3563	14.0008	17.0846	23.1748	24.4092
	S	93.725	103.436	106.835	105.944	73.743
7	T				23.1927	20.7786
	S				105.862	86.628
8	T	13.5231	14.1228	20.6494	23.7627	20.6083
	S	92.569	102.542	88.391	103.323	87.343
9	T	13.2955	14.2222	17.1327	22.8264	21.4943
	S	94.154	101.825	106.535	107.561	83.743
10	T	13.4750	13.9155	16.8989	22.6377	20.4334
	S	92.899	104.070	108.009	108.457	88.091
11	T	13.4493	14.0998	16.7430	22.6912	20.2468
	S	93.077	102.709	109.014	108.202	88.903
12	T	13.4181	13.8925	16.7293	22.8450	20.2014
	S	93.293	104.242	109.104	107.473	89.103
13	T	13.3476	13.9198	16.6793	22.8933	20.2218
	S	93.786	104.038	109.431	107.247	89.013
14	T	13.5443	14.0133	16.7281	22.8663	20.2034
	S	92.424	103.343	109.111	107.373	89.094
15	T				22.8460	20.4372
	S				107.469	88.075
16	T	13.3802	13.9324	16.7180	22.9275	20.0912
	S	93.558	103.943	109.177	107.087	89.591
17	T	13.2871	14.0784	16.9961	22.8293	20.1082
	S	94.213	102.866	107.391	107.547	89.516
18	T	13.3581	13.9142	16.7561	22.8421	20.1045
	S	93.712	104.079	108.929	107.487	89.532

Event: Cooper Tires USF2000 Indy GP
Track: Indianapolis Motor Speedway RC
Report: Section Data Report
Session: Practice 1

Rounds 7/8/9
2.439 mile(s)



USF2000 Championship
September 3, 2020

Section Data for Car 10 - Shields, Cameron

Lap	T/S	I6 to I8	I8 to SF	SF to I2	I2 to I4	I4 to I6
1	T	15.0456	14.3105	18.2485	23.2648	21.0828
	S	83.202	101.197	100.021	105.534	85.378
2	T				22.9286	20.7479
	S				107.081	86.756
3	T	13.7441	13.9557	17.2507	22.9092	20.7098
	S	91.080	103.770	105.806	107.172	86.915
4	T	13.5844	17.2078	17.6703	22.7390	20.5148
	S	92.151	84.158	103.294	107.974	87.742
5	T	13.4819	13.8902	17.1639	27.0100	22.3628
	S	92.852	104.259	106.341	90.901	80.491
6	T				23.1832	21.1082
	S				105.905	85.275
7	T	13.6278	13.9811	16.8366	22.5599	20.2967
	S	91.858	103.581	108.408	108.831	88.684
8	T	13.3916	13.8288	16.6566	22.4698	20.4392
	S	93.478	104.722	109.580	109.268	88.066
9	T	13.5342	13.7474	16.7496	22.5591	20.3128
	S	92.493	105.342	108.971	108.835	88.614
10	T	13.6079	13.7530	16.7360	23.7330	22.3395
	S	91.992	105.299	109.060	103.452	80.575
11	T	13.3575	13.9150	16.6072	22.5623	20.0422
	S	93.717	104.073	109.906	108.820	89.810
12	T	13.4670	13.8449	17.1721	22.7023	20.2549
	S	92.954	104.600	106.290	108.149	88.867
13	T	13.5362	13.7825	16.7275	22.6229	19.9052
	S	92.479	105.074	109.115	108.528	90.429
14	T	13.4510	13.8166	16.6737	22.7196	20.0121
	S	93.065	104.815	109.467	108.066	89.946
15	T	13.4145	13.8064	16.6409	22.5220	20.1870
	S	93.318	104.892	109.683	109.015	89.166
16	T	13.5402	13.8720	16.5760	22.5367	20.0010
	S	92.452	104.396	110.113	108.944	89.996
17	T	13.5384	13.7383	16.7523	22.5489	19.8671
	S	92.464	105.412	108.954	108.885	90.602
18	T	13.3970	13.8284	16.5837	22.5708	20.0363
	S	93.440	104.725	110.062	108.779	89.837

Event: Cooper Tires USF2000 Indy GP
Track: Indianapolis Motor Speedway RC
Report: Section Data Report
Session: Practice 1

Rounds 7/8/9
2.439 mile(s)



USF2000 Championship
September 3, 2020

Section Data for Car 12 - Porto, Kiko (R)

Lap	T/S	I6 to I8	I8 to SF	SF to I2	I2 to I4	I4 to I6
1	T	14.8882	14.4032	17.5528	23.2612	20.7629
	S	84.081	100.546	103.985	105.550	86.693
2	T	13.7330	13.7249	17.7008	22.9017	20.9078
	S	91.154	105.515	103.116	107.207	86.092
3	T	13.7903	13.7312	17.2641	23.1610	20.6947
	S	90.775	105.467	105.724	106.007	86.979
4	T	14.2189	13.6493	17.3999	22.5935	20.2567
	S	88.039	106.099	104.899	108.670	88.859
5	T	13.8263	13.5598	17.0332	22.4989	20.1258
	S	90.539	106.800	107.157	109.127	89.437
6	T	13.5285	13.7195	16.7667	22.4527	19.9549
	S	92.532	105.556	108.860	109.351	90.203
7	T	13.4287	13.7064	17.1855	22.9304	21.3096
	S	93.220	105.657	106.207	107.073	84.469
8	T				22.8340	20.3976
	S				107.525	88.246
9	T	13.4754	13.7509	16.8061	22.4482	19.9064
	S	92.897	105.315	108.605	109.373	90.423
10	T	13.3797	13.7287	16.7663	22.4230	19.7962
	S	93.561	105.486	108.863	109.496	90.927
11	T	13.2690	13.8841	16.7605	22.3750	19.7794
	S	94.342	104.305	108.901	109.731	91.004
12	T	13.3574	13.6868	16.6081	22.4170	19.8496
	S	93.717	105.809	109.900	109.525	90.682
13	T	14.6342	13.9208	16.7888	22.5066	19.9173
	S	85.541	104.030	108.717	109.089	90.374
14	T	13.4806	13.7323	16.7185	22.4484	19.9820
	S	92.861	105.458	109.174	109.372	90.081
15	T				23.4554	19.9205
	S				104.676	90.359
16	T	13.5610	13.8001	16.7704	22.4583	19.8591
	S	92.310	104.940	108.836	109.324	90.639
17	T	13.2910	13.7289	16.8042	22.8122	19.9704
	S	94.185	105.484	108.617	107.628	90.133
18	T	13.2951	13.7868	16.7124	22.4579	19.8292
	S	94.156	105.041	109.214	109.326	90.775

Event: Cooper Tires USF2000 Indy GP
 Track: Indianapolis Motor Speedway RC
 Report: Section Data Report
 Session: Practice 1

Rounds 7/8/9
 2.439 mile(s)



USF2000 Championship
 September 3, 2020

Section Data for Car 16 - Pierson, Josh (R)

Lap	T/S I6 to I8	I8 to SF	SF to I2	I2 to I4	I4 to I6	
1	T	17.2168	14.9843	18.3782	24.4601	22.3265
	S	72.709	96.647	99.315	100.377	80.622
2	T	14.5973	14.2965	17.9122	23.3552	21.8093
	S	85.757	101.296	101.899	105.126	82.534
3	T	14.1069	14.0773	17.2170	22.8614	20.8067
	S	88.738	102.874	106.013	107.396	86.511
4	T	13.6108	14.2618	17.3107	22.8592	21.0067
	S	91.972	101.543	105.439	107.407	85.687
5	T	13.8459	13.8744	16.9763	22.9216	20.7756
	S	90.411	104.378	107.516	107.114	86.640
6	T	13.6488	13.9239	17.0460	22.8139	20.4190
	S	91.716	104.007	107.077	107.620	88.153
7	T	13.7644	13.8962	21.7286	27.6596	24.9140
	S	90.946	104.214	84.001	88.766	72.249
8	T				23.6333	21.6491
	S				103.888	83.144
9	T	13.7572	13.9249	17.1151	22.9316	20.3064
	S	90.994	103.999	106.644	107.067	88.642
10	T	13.6501	13.8568	16.9339	22.6430	20.3150
	S	91.708	104.511	107.785	108.432	88.604
11	T	13.5878	13.7709	16.7753	22.6656	20.0333
	S	92.128	105.162	108.804	108.324	89.850
12	T	13.4888	13.7467	16.8012	22.6165	20.4489
	S	92.804	105.348	108.637	108.559	88.024
13	T	13.6486	13.7755	16.6725	22.8742	20.1190
	S	91.718	105.127	109.475	107.336	89.468
14	T	13.4865	13.8157	16.8310	22.7504	20.0785
	S	92.820	104.821	108.444	107.920	89.648
15	T	13.5048	13.8129	16.8005	22.6715	20.1695
	S	92.694	104.843	108.641	108.296	89.244
16	T	13.5971	13.7588	16.7623	22.6831	20.1661
	S	92.065	105.255	108.889	108.240	89.259
17	T	13.5959	13.7789	16.8122	22.6324	19.9994
	S	92.073	105.101	108.566	108.483	90.003
18	T				23.8289	20.2578
	S				103.036	88.855
19	T	13.5372	13.6830	16.8059	22.6636	19.9745
	S	92.472	105.838	108.606	108.334	90.115

Event: Cooper Tires USF2000 Indy GP
Track: Indianapolis Motor Speedway RC
Report: Section Data Report
Session: Practice 1

Rounds 7/8/9
2.439 mile(s)



USF2000 Championship
September 3, 2020

Section Data for Car 18 - Garg, Bijoy (R)

Lap	T/S	I6 to I8	I8 to SF	SF to I2	I2 to I4	I4 to I6
1	T	16.6830	14.2262	18.5899	23.7378	21.6813
	S	75.036	101.797	98.184	103.431	83.021
2	T	14.5199	14.0116	18.0102	22.9188	20.8315
	S	86.214	103.356	101.344	107.127	86.408
3	T	14.0702	14.0036	17.7709	23.1243	20.7060
	S	88.969	103.415	102.709	106.175	86.931
4	T	14.0723	13.9683	18.0995	23.3389	20.8098
	S	88.956	103.676	100.844	105.199	86.498
5	T	13.8927	13.8670	17.0152	22.6695	20.4202
	S	90.106	104.434	107.270	108.305	88.148
6	T	13.7727	13.8797	17.1765	22.7416	20.4910
	S	90.891	104.338	106.263	107.962	87.843
7	T	13.9285	13.7413	19.6483	26.0789	24.1768
	S	89.875	105.389	92.895	94.146	74.452
8	T				23.6749	21.6259
	S				103.706	83.234
9	T	13.8769	13.7491	17.1357	23.0732	20.4678
	S	90.209	105.329	106.516	106.410	87.943
10	T	13.7880	13.7042	17.1083	22.6179	20.2524
	S	90.790	105.674	106.687	108.552	88.878
11	T	13.5803	13.7949	16.7885	22.5717	20.2784
	S	92.179	104.980	108.719	108.775	88.764
12	T	13.5333	13.7900	16.8736	22.6385	20.3379
	S	92.499	105.017	108.171	108.454	88.505
13	T	13.5875	13.9283	16.9401	22.5770	20.2162
	S	92.130	103.974	107.746	108.749	89.038
14	T	13.6027	13.7901	16.8249	22.5618	20.4351
	S	92.027	105.016	108.484	108.822	88.084
15	T	13.6075	13.7751	16.9004	22.8652	20.5660
	S	91.995	105.130	107.999	107.378	87.523
16	T	13.6347	13.8126	16.8420	22.5602	20.2811
	S	91.811	104.845	108.374	108.830	88.753
17	T	13.4825	13.8011	16.7983	22.5333	20.2741
	S	92.848	104.932	108.655	108.960	88.783
18	T	13.5835	13.8285	16.8860	22.5992	20.1949
	S	92.157	104.724	108.091	108.642	89.131
19	T	13.5641	13.8678	17.4314	22.6147	20.2077
	S	92.289	104.428	104.709	108.568	89.075

Event: Cooper Tires USF2000 Indy GP
Track: Indianapolis Motor Speedway RC
Report: Section Data Report
Session: Practice 1

Rounds 7/8/9
2.439 mile(s)

USF2000 Championship
September 3, 2020



Section Data for Car 18 - Garg, Bijoy (R)

Lap	T/S	I6 to I8	I8 to SF	SF to I2	I2 to I4	I4 to I6
20	T	13.5512	13.7387	16.8813	22.5287	20.3581
	S	92.377	105.409	108.121	108.982	88.417

Event: Cooper Tires USF2000 Indy GP
Track: Indianapolis Motor Speedway RC
Report: Section Data Report
Session: Practice 1

Rounds 7/8/9
2.439 mile(s)



USF2000 Championship
September 3, 2020

Section Data for Car 2 - Green, Josh (R)

Lap	T/S I6 to I8	I8 to SF	SF to I2	I2 to I4	I4 to I6
1	T			23.2726	21.5623
	S			105.499	83.479
2	T	13.7153	14.8349	17.3183	22.8412
	S	91.272	97.620	105.393	107.491
3	T	13.6712	13.9851	17.1680	22.7297
	S	91.566	103.552	106.316	108.018
4	T	13.5364	14.1039	16.9170	22.7487
	S	92.478	102.680	107.893	107.928
5	T	13.5679	14.0042	16.8707	22.6599
	S	92.263	103.411	108.189	108.351
6	T	13.7528	13.8726	16.6659	22.5684
	S	91.023	104.392	109.519	108.790
7	T			23.0601	20.8216
	S			106.471	86.449
8	T	13.8963	13.9030	17.3586	22.7590
	S	90.083	104.163	105.148	107.879
9	T	13.4436	13.7009	16.8380	22.6183
	S	93.116	105.700	108.399	108.550
10	T	13.4652	13.7515	16.7028	22.5188
	S	92.967	105.311	109.277	109.030
11	T	13.3419	13.8092	16.6689	22.5376
	S	93.826	104.871	109.499	108.939
12	T	13.4128	13.7069	16.6489	22.5094
	S	93.330	105.653	109.631	109.076
13	T	13.5422	13.9244	17.6061	22.6844
	S	92.438	104.003	103.670	108.234
14	T	13.4580	13.7605	16.6407	22.5478
	S	93.017	105.242	109.685	108.890
15	T	13.3773	13.8680	16.5834	22.6405
	S	93.578	104.426	110.064	108.444
16	T	13.3979	13.7665	16.5792	22.5350
	S	93.434	105.196	110.091	108.952
17	T	13.4102	13.7315	16.5408	22.5992
	S	93.348	105.464	110.347	108.642
18	T	13.4714	13.7545	16.6715	22.6038
	S	92.924	105.288	109.482	108.620
19	T	13.4559	13.6975	16.7399	22.6398
	S	93.031	105.726	109.035	108.447

Event: Cooper Tires USF2000 Indy GP
Track: Indianapolis Motor Speedway RC
Report: Section Data Report
Session: Practice 1

Rounds 7/8/9
2.439 mile(s)



USF2000 Championship
September 3, 2020

Section Data for Car 20 - Sikes, Simon (R)

Lap	T/S	I6 to I8	I8 to SF	SF to I2	I2 to I4	I4 to I6
1	T	15.9752	14.3963	18.1957	24.2936	21.7287
	S	78.360	100.594	100.311	101.065	82.840
2	T	14.5323	13.9476	17.6393	23.4064	20.7363
	S	86.140	103.830	103.475	104.896	86.804
3	T	13.9071	13.9581	17.2425	22.9752	20.3606
	S	90.013	103.752	105.856	106.864	88.406
4	T	13.7310	13.8173	17.0253	22.9911	20.6009
	S	91.167	104.809	107.207	106.790	87.375
5	T	13.8198	13.7661	17.0976	22.8379	20.6117
	S	90.581	105.199	106.753	107.507	87.329
6	T	13.8519	13.7149	16.9342	22.7114	20.7153
	S	90.372	105.592	107.783	108.106	86.892
7	T	13.7296	13.7779	24.4253	27.8366	25.8968
	S	91.177	105.109	74.727	88.201	69.507
8	T				23.3531	20.8752
	S				105.135	86.227
9	T	13.9958	13.8178	16.9505	22.8372	20.2152
	S	89.442	104.806	107.680	107.510	89.042
10	T	13.5660	13.8444	16.9686	22.6350	20.4882
	S	92.276	104.604	107.565	108.470	87.855
11	T	13.5957	13.7739	16.9312	22.7530	19.9875
	S	92.075	105.140	107.803	107.908	90.056
12	T	13.6319	13.8969	16.7222	22.7205	20.2418
	S	91.830	104.209	109.150	108.062	88.925
13	T	13.5816	13.7880	16.8022	22.6968	20.2957
	S	92.170	105.032	108.630	108.175	88.689
14	T	13.3756	14.0064	16.9561	22.6364	20.0485
	S	93.590	103.394	107.644	108.464	89.782
15	T	13.5542	13.7757	17.4058	25.7282	20.3215
	S	92.356	105.126	104.863	95.429	88.576
16	T	13.5880	13.7785	16.8796	22.8173	20.0884
	S	92.127	105.104	108.132	107.604	89.604
17	T	13.4980	13.7312	16.7840	22.6529	20.3356
	S	92.741	105.467	108.748	108.385	88.515
18	T	13.6432	13.8103	16.7979	22.8938	20.1927
	S	91.754	104.862	108.658	107.244	89.141
19	T	13.5899	13.7521			20.1225
	S	92.114	105.306			89.452

Event: Cooper Tires USF2000 Indy GP
Track: Indianapolis Motor Speedway RC
Report: Section Data Report
Session: Practice 1

Rounds 7/8/9
2.439 mile(s)

USF2000 Championship
September 3, 2020



Section Data for Car 20 - Sikes, Simon (R)

Lap	T/S	I6 to I8	I8 to SF	SF to I2	I2 to I4	I4 to I6
20	T	13.6605	13.7879	17.2388	22.9690	20.6767
	S	91.638	105.033	105.879	106.893	87.055

Event: Cooper Tires USF2000 Indy GP
Track: Indianapolis Motor Speedway RC
Report: Section Data Report
Session: Practice 1

Rounds 7/8/9
2.439 mile(s)



USF2000 Championship
September 3, 2020

Section Data for Car 21 - Sundaramoorthy, Yuven

Lap	T/S	I6 to I8	I8 to SF	SF to I2	I2 to I4	I4 to I6
1	T	15.2166	14.3459		25.9707	21.4174
	S	82.267	100.947		94.538	84.044
2	T	14.0488	13.8427	18.0849	24.8615	20.8685
	S	89.105	104.617	100.925	98.756	86.254
3	T	13.8465	13.7839	17.1002	22.9948	20.6779
	S	90.407	105.063	106.737	106.773	87.049
4	T	13.7308	13.6879	17.5001	22.8761	20.8181
	S	91.169	105.800	104.298	107.327	86.463
5	T	13.7367	13.6750	16.8557	22.6590	20.4125
	S	91.129	105.900	108.285	108.355	88.181
6	T	13.9602	13.6437	16.9251	22.8363	20.5423
	S	89.671	106.143	107.841	107.514	87.624
7	T	13.9633	13.8120	18.2281	24.1515	22.4513
	S	89.651	104.850	100.133	101.659	80.174
8	T				23.3124	20.9520
	S				105.319	85.911
9	T	13.6727	13.6508	16.9649	22.8331	20.4761
	S	91.556	106.088	107.588	107.529	87.907
10	T	13.8416	13.7178	16.7522	22.8216	20.0366
	S	90.439	105.570	108.954	107.583	89.836
11	T	13.4857	13.6904	16.8331	22.6004	20.1184
	S	92.826	105.781	108.431	108.636	89.470
12	T	13.5837	13.7008	16.5635	22.6694	19.9540
	S	92.156	105.701	110.196	108.306	90.207
13	T				22.6963	19.9398
	S				108.177	90.272
14	T	13.3496	13.7855	16.5554	22.6726	19.8177
	S	93.772	105.051	110.250	108.291	90.828
15	T	13.3321	13.7169	16.7930	22.6599	19.8342
	S	93.895	105.576	108.690	108.351	90.752
16	T	13.3363	13.7454	16.5307	22.8626	19.9771
	S	93.865	105.358	110.414	107.391	90.103
17	T	13.4486	13.9315	16.7317	22.7706	20.0324
	S	93.082	103.950	109.088	107.824	89.854
18	T	13.4304	13.7505	16.7484	22.5838	19.9074
	S	93.208	105.318	108.979	108.716	90.419

Event: Cooper Tires USF2000 Indy GP
Track: Indianapolis Motor Speedway RC
Report: Section Data Report
Session: Practice 1

Rounds 7/8/9
2.439 mile(s)



USF2000 Championship
September 3, 2020

Section Data for Car 22 - Barrichello, Eduardo

Lap	T/S I6 to I8	I8 to SF	SF to I2	I2 to I4	I4 to I6	
1	T	14.3964	14.1202	17.5877	23.2468	20.9793
	S	86.954	102.561	103.779	105.616	85.799
2	T	13.7337	13.9294	17.2158	23.0126	20.5546
	S	91.149	103.966	106.020	106.691	87.572
3	T	13.5200	13.9612	16.8197	22.6251	20.1761
	S	92.590	103.729	108.517	108.518	89.214
4	T	13.3333	13.9106	17.0076	22.6264	20.6646
	S	93.887	104.106	107.318	108.512	87.105
5	T	13.4162	13.8674	16.7354	22.6177	20.4897
	S	93.306	104.431	109.064	108.553	87.849
6	T	13.3214	13.9226	16.6849	22.5384	20.2529
	S	93.970	104.017	109.394	108.935	88.876
7	T	13.3260	13.8754	23.4600	28.0347	26.0403
	S	93.938	104.370	77.802	87.578	69.124
8	T				23.0896	20.6104
	S				106.335	87.335
9	T	13.6265	13.7465	16.7612	22.6067	20.0571
	S	91.866	105.349	108.896	108.606	89.744
10	T	13.5294	13.5677	17.6873	26.1305	21.3842
	S	92.526	106.737	103.194	93.960	84.174
11	T	13.3269	13.7617	16.7491	22.5466	20.1003
	S	93.932	105.233	108.975	108.896	89.551
12	T	13.5174	13.6370	16.5665	22.5238	20.0620
	S	92.608	106.195	110.176	109.006	89.722
13	T	13.4636	13.8580	16.5503	22.5560	20.1153
	S	92.978	104.502	110.284	108.850	89.484
14	T	13.5114	13.7188	16.6852	22.5317	19.8289
	S	92.649	105.562	109.392	108.968	90.777
15	T	13.3848	13.7550	16.6426	22.5959	19.9066
	S	93.525	105.284	109.672	108.658	90.422
16	T	13.3727	13.8531	16.6006	22.5673	19.8378
	S	93.610	104.538	109.949	108.796	90.736
17	T	13.3707	13.8084	16.5565	22.5606	19.9098
	S	93.624	104.877	110.242	108.828	90.408
18	T	13.3965	13.7706	16.6100	22.4529	19.9477
	S	93.444	105.165	109.887	109.350	90.236
19	T	13.3716	13.7844	16.5450	22.5286	20.4330
	S	93.618	105.059	110.319	108.983	88.093

Event: Cooper Tires USF2000 Indy GP
Track: Indianapolis Motor Speedway RC
Report: Section Data Report
Session: Practice 1

Rounds 7/8/9
2.439 mile(s)

USF2000 Championship
September 3, 2020



Section Data for Car 22 - Barrichello, Eduardo

Lap	T/S	I6 to I8	I8 to SF	SF to I2	I2 to I4	I4 to I6
20	T	13.3856	13.7519	16.6716	22.5103	19.9333
	S	93.520	105.308	109.481	109.071	90.301

Event: Cooper Tires USF2000 Indy GP
Track: Indianapolis Motor Speedway RC
Report: Section Data Report
Session: Practice 1

Rounds 7/8/9
2.439 mile(s)



USF2000 Championship
September 3, 2020

Section Data for Car 23 - Round-Garrido, Matt

Lap	T/S	I6 to I8	I8 to SF	SF to I2	I2 to I4	I4 to I6
1	T	14.6537	14.0166	17.3051	22.9084	20.8498
	S	85.427	103.319	105.473	107.176	86.332
2	T	13.9994	13.6963	16.9888	22.9107	20.5341
	S	89.419	105.735	107.437	107.165	87.659
3	T	13.8728	13.7152	16.9012	22.5797	20.2127
	S	90.235	105.590	107.994	108.736	89.053
4	T	13.6695	13.6604	16.7647	22.5316	20.0913
	S	91.577	106.013	108.873	108.968	89.591
5	T	13.5548	13.7026	16.7386	22.9621	20.2284
	S	92.352	105.687	109.043	106.925	88.984
6	T	13.6488	13.7329	16.7664	22.5985	20.3650
	S	91.716	105.453	108.862	108.646	88.387
7	T				23.0418	20.3903
	S				106.555	88.277
8	T	13.5273	13.6517	16.6815	22.5672	19.8957
	S	92.540	106.081	109.416	108.796	90.472
9	T	13.5345	13.5681	17.0524	22.6379	20.9991
	S	92.491	106.734	107.036	108.456	85.718
10	T	13.5508	13.6151	16.8005	22.5159	19.9695
	S	92.380	106.366	108.641	109.044	90.137
11	T	13.6747	13.7151	16.7700	22.5508	19.7468
	S	91.543	105.590	108.839	108.875	91.154
12	T	13.6547	13.6700	16.6614	22.5350	20.0666
	S	91.677	105.939	109.548	108.952	89.701
13	T	13.6267	13.6526	17.0865	25.1668	20.1745
	S	91.865	106.074	106.823	97.558	89.222
14	T	13.5622	13.6779	16.7991	22.6027	19.7757
	S	92.302	105.877	108.650	108.625	91.021
15	T	13.5008	13.6536	16.6012	22.6804	19.8930
	S	92.722	106.066	109.946	108.253	90.484
16	T	13.4572	13.6716	16.6328	22.7223	19.9410
	S	93.022	105.926	109.737	108.054	90.266
17	T	13.5093	13.6711	16.7384	22.8258	19.9397
	S	92.663	105.930	109.044	107.564	90.272

Event: Cooper Tires USF2000 Indy GP
 Track: Indianapolis Motor Speedway RC
 Report: Section Data Report
 Session: Practice 1

Rounds 7/8/9
 2.439 mile(s)



USF2000 Championship
 September 3, 2020

Section Data for Car 24 - Myers, Michael (R)

Lap	T/S I6 to I8	I8 to SF	SF to I2	I2 to I4	I4 to I6	
1	T	15.6621	14.7517	19.1621	24.3042	22.4258
	S	79.927	98.171	95.252	101.021	80.265
2	T	14.4420	14.2286	17.7569	23.1338	21.9670
	S	86.679	101.780	102.790	106.132	81.941
3	T	14.0595	14.0807	17.5839	22.8945	21.0675
	S	89.037	102.849	103.801	107.241	85.440
4	T	13.9996	14.0916	17.1361	22.9266	21.7215
	S	89.418	102.769	106.514	107.091	82.867
5	T	13.9337	13.9929	17.1630	22.7458	20.8326
	S	89.841	103.494	106.347	107.942	86.403
6	T	13.7941	13.9224	17.1647	22.7546	21.2732
	S	90.750	104.018	106.336	107.900	84.614
7	T	13.8800	13.9929	21.6150	28.3369	24.7349
	S	90.189	103.494	84.443	86.644	72.772
8	T				23.5244	21.1687
	S				104.369	85.031
9	T	14.3662	13.9206	17.5049	23.0306	20.4872
	S	87.136	104.032	104.270	106.607	87.860
10	T	13.7905	14.0737	17.1398	22.6863	20.4366
	S	90.774	102.900	106.491	108.225	88.077
11	T	13.7647	13.8884	16.8373	22.8187	20.2870
	S	90.944	104.273	108.404	107.597	88.727
12	T	13.6153	13.9706	16.9628	22.7640	20.2814
	S	91.942	103.659	107.602	107.856	88.751
13	T	13.5570	14.1487	17.5358	22.7884	20.4475
	S	92.337	102.354	104.086	107.740	88.030
14	T	13.7284	13.9821	17.1043	22.8070	20.5706
	S	91.185	103.574	106.712	107.652	87.504
15	T	13.7579	14.0606	16.8954	22.7613	20.5463
	S	90.989	102.996	108.031	107.868	87.607
16	T	13.7313	13.9167	17.0243	22.9090	20.8780
	S	91.165	104.061	107.213	107.173	86.215
17	T	13.7423	14.0720	16.9887	22.7794	20.4022
	S	91.092	102.912	107.438	107.783	88.226
18	T	13.6821	13.8999	16.8695	22.7523	20.1127
	S	91.493	104.186	108.197	107.911	89.496
19	T	13.6511	13.9049	17.0281	22.8560	20.7929
	S	91.701	104.149	107.189	107.422	86.568

Event: Cooper Tires USF2000 Indy GP
Track: Indianapolis Motor Speedway RC
Report: Section Data Report
Session: Practice 1

Rounds 7/8/9
2.439 mile(s)

USF2000 Championship
September 3, 2020



Section Data for Car 24 - Myers, Michael (R)

Lap	T/S	I6 to I8	I8 to SF	SF to I2	I2 to I4	I4 to I6
20	T	14.0205	14.1946	19.7013	23.0838	20.5053
	S	89.285	102.023	92.645	106.361	87.782

Event: Cooper Tires USF2000 Indy GP
 Track: Indianapolis Motor Speedway RC
 Report: Section Data Report
 Session: Practice 1

Rounds 7/8/9
 2.439 mile(s)



USF2000 Championship
 September 3, 2020

Section Data for Car 3 - Gold, Reece

Lap	T/S I6 to I8	I8 to SF	SF to I2	I2 to I4	I4 to I6
1	T			23.2714	21.4680
	S			105.504	83.846
2	T	14.1618	14.2579	17.2329	22.8426
	S	88.394	101.570	105.915	107.485
3	T	13.4909	13.8964	16.9999	22.6954
	S	92.790	104.213	107.367	108.182
4	T	13.5031	13.8580	16.7923	22.4671
	S	92.706	104.502	108.694	109.281
5	T	13.3860	13.8872	16.5777	22.5714
	S	93.517	104.282	110.101	108.776
6	T	13.3901	13.8951	16.6304	22.6294
	S	93.488	104.222	109.752	108.497
7	T			22.9304	20.7250
	S			107.073	86.852
8	T	14.0081	13.7521	16.9569	22.7145
	S	89.364	105.306	107.639	108.091
9	T	13.4180	13.8925	16.8654	22.5623
	S	93.294	104.242	108.223	108.820
10	T	13.2679	13.8336	16.6563	22.9067
	S	94.349	104.686	109.582	107.184
11	T	13.3741	13.7453	16.7589	22.6532
	S	93.600	105.358	108.911	108.383
12	T	13.4204	14.0128	16.6398	22.6188
	S	93.277	103.347	109.690	108.548
13	T			22.7611	20.1579
	S			107.869	89.295
14	T	13.5262	13.7848	16.6887	22.5488
	S	92.548	105.056	109.369	108.885
15	T	13.3872	13.7562	16.5787	22.5681
	S	93.509	105.275	110.095	108.792
16	T	13.3199	13.8954	16.5815	22.6479
	S	93.981	104.220	110.076	108.409
17	T	13.4094	13.7668	16.6064	22.6757
	S	93.354	105.194	109.911	108.276
18	T	13.3893	13.7418	16.5891	22.6607
	S	93.494	105.385	110.026	108.347

Event: Cooper Tires USF2000 Indy GP
Track: Indianapolis Motor Speedway RC
Report: Section Data Report
Session: Practice 1

Rounds 7/8/9
2.439 mile(s)



USF2000 Championship
September 3, 2020

Section Data for Car 4 - d'Orlando, Michael

Lap	T/S I6 to I8	I8 to SF	SF to I2	I2 to I4	I4 to I6
1	T			24.1165	23.2717
	S			101.807	77.347
2	T	14.7937	14.0463	17.8129	22.9806
	S	84.618	103.101	102.467	106.839
3	T	14.1724	13.9647	17.2434	22.6695
	S	88.328	103.703	105.851	108.305
4	T	13.7913	13.9388	16.9100	22.7178
	S	90.769	103.896	107.938	108.075
5	T	13.5756	15.1196	18.2581	22.6351
	S	92.211	95.782	99.968	108.470
6	T	13.6861	13.7358	16.6691	22.6011
	S	91.466	105.431	109.498	108.633
7	T			23.1351	20.5435
	S			106.126	87.619
8	T	13.9761	13.8407	18.0101	22.7058
	S	89.568	104.632	101.345	108.132
9	T	13.4989	13.8984	16.8796	22.5332
	S	92.735	104.198	108.132	108.960
10	T	13.4942	13.8131	16.6920	22.5951
	S	92.767	104.841	109.347	108.662
11	T	13.5367	13.7029	16.7136	22.4429
	S	92.476	105.684	109.206	109.399
12	T	13.5439	13.7752	16.6447	22.8801
	S	92.427	105.130	109.658	107.308
13	T	13.5399	13.8023	16.9799	22.6327
	S	92.454	104.923	107.493	108.481
14	T	13.6365	13.7026	16.6482	22.5744
	S	91.799	105.687	109.635	108.762
15	T	13.5095	13.7709	16.7177	22.7700
	S	92.662	105.162	109.179	107.827
16	T	13.4703	13.7664	16.6750	22.5218
	S	92.932	105.197	109.459	109.016
17	T	13.4844	13.7779	16.6534	22.5205
	S	92.835	105.109	109.601	109.022
18	T	13.4950	13.7818	16.7306	22.5330
	S	92.762	105.079	109.095	108.961
19	T	13.4837	13.7605	16.7926	23.8137
	S	92.839	105.242	108.692	103.101

Event: Cooper Tires USF2000 Indy GP
 Track: Indianapolis Motor Speedway RC
 Report: Section Data Report
 Session: Practice 1

Rounds 7/8/9
 2.439 mile(s)



USF2000 Championship
 September 3, 2020

Section Data for Car 40 - Miller, Jack William

Lap	T/S	I6 to I8	I8 to SF	SF to I2	I2 to I4	I4 to I6
1	T	14.9819	14.3893	17.5194	23.3944	21.2825
	S	83.555	100.643	104.183	104.949	84.577
2	T	13.9964	13.7554	17.9904	22.9592	20.5295
	S	89.439	105.281	101.456	106.939	87.679
3	T	13.7765	13.9260	16.9931	22.7517	20.4194
	S	90.866	103.991	107.410	107.914	88.151
4	T	13.5505	13.8193	16.9766	22.9107	20.5656
	S	92.382	104.794	107.514	107.165	87.525
5	T	13.5226	13.8422	16.7201	22.8568	20.2357
	S	92.572	104.621	109.164	107.418	88.952
6	T	13.4300	13.8795	16.7195	22.8166	20.0697
	S	93.211	104.340	109.168	107.607	89.687
7	T	13.5301	13.8000	16.7344	22.7947	20.2416
	S	92.521	104.941	109.070	107.710	88.926
8	T				23.0845	20.7918
	S				106.358	86.573
9	T	13.3910	13.7485	16.6100	22.5513	20.1664
	S	93.482	105.334	109.887	108.873	89.257
10	T	13.3629	13.8511	16.6415	22.6302	19.7991
	S	93.679	104.554	109.679	108.493	90.913
11	T	13.3178	14.0861	16.7726	22.7111	19.7448
	S	93.996	102.809	108.822	108.107	91.163
12	T	13.4749	13.7251	16.5746	22.4472	20.5615
	S	92.900	105.513	110.122	109.378	87.542
13	T	13.4764	13.8714	16.5716	22.9355	19.7930
	S	92.890	104.401	110.142	107.049	90.941
14	T	13.4473	13.8021	16.5623	22.6141	19.8859
	S	93.091	104.925	110.204	108.571	90.516
15	T	13.5263	13.8130	16.6414	22.5363	22.0720
	S	92.547	104.842	109.680	108.945	81.551
16	T	14.8516	13.7917	16.6509	23.1936	20.2295
	S	84.288	105.004	109.617	105.858	88.979
17	T	13.4218	13.8455	16.6703	22.6323	19.9082
	S	93.268	104.596	109.490	108.483	90.415
18	T	13.4053	13.8624	16.6045	22.7438	19.8665
	S	93.382	104.468	109.924	107.951	90.605
19	T	13.4043	13.8161	16.5488	22.8396	20.0946
	S	93.389	104.818	110.294	107.499	89.576

Event: Cooper Tires USF2000 Indy GP
Track: Indianapolis Motor Speedway RC
Report: Section Data Report
Session: Practice 1

Rounds 7/8/9
2.439 mile(s)

USF2000 Championship
September 3, 2020



Section Data for Car 40 - Miller, Jack William

Lap	T/S	I6 to I8	I8 to SF	SF to I2	I2 to I4	I4 to I6
20	T	13.3728	13.8050	16.5200	22.5555	19.7426
	S	93.609	104.903	110.486	108.853	91.173

Event: Cooper Tires USF2000 Indy GP
Track: Indianapolis Motor Speedway RC
Report: Section Data Report
Session: Practice 1

Rounds 7/8/9
2.439 mile(s)



USF2000 Championship
September 3, 2020

Section Data for Car 41 - Kaeser, Max (R)

Lap	T/S	I6 to I8	I8 to SF	SF to I2	I2 to I4	I4 to I6
1	T	15.6866	14.5283	18.8009	23.5940	21.3911
	S	79.802	99.680	97.082	104.062	84.147
2	T	14.2805	14.0151	17.5278	23.0110	21.5241
	S	87.659	103.330	104.133	106.698	83.627
3	T	14.1418	13.8357	17.0320	22.9199	21.1098
	S	88.519	104.670	107.165	107.122	85.268
4	T	13.9490	13.7250	17.1015	22.8297	20.8558
	S	89.743	105.514	106.729	107.545	86.307
5	T	13.7265	13.8653	16.9863	22.7594	20.7250
	S	91.197	104.446	107.453	107.878	86.852
6	T	13.8110	13.8375	16.8046	22.8388	20.6489
	S	90.639	104.656	108.615	107.502	87.172
7	T	13.8527	13.6910	20.9182	27.7409	24.4893
	S	90.366	105.776	87.255	88.506	73.501
8	T				23.4352	21.6008
	S				104.767	83.330
9	T	13.7911	13.7787	16.8252	22.7942	20.3513
	S	90.770	105.103	108.482	107.713	88.446
10	T	13.5060	13.7485	16.7024	22.6394	20.1876
	S	92.686	105.334	109.279	108.449	89.164
11	T	13.5478	13.7796	16.6921	22.6584	20.1185
	S	92.400	105.096	109.347	108.358	89.470
12	T	13.6071	13.7668	16.5636	22.7602	20.2321
	S	91.997	105.194	110.195	107.874	88.968
13	T	13.5886	13.7992	16.8821	22.8303	20.0782
	S	92.123	104.947	108.116	107.542	89.649
14	T	13.5183	13.7592	16.8480	22.8039	20.0746
	S	92.602	105.252	108.335	107.667	89.666
15	T	13.7732	13.8065	16.8932	24.2898	21.5129
	S	90.888	104.891	108.045	101.081	83.671
16	T	13.6856	14.0028	16.7337	22.7611	20.1959
	S	91.470	103.421	109.075	107.869	89.127
17	T	13.6600	13.9072	16.8368	23.4985	20.4384
	S	91.641	104.132	108.407	104.484	88.070
18	T	14.5841	13.9402	16.9996	22.8171	20.1995
	S	85.834	103.885	107.369	107.605	89.111
19	T	13.7284	13.7910	16.8278	22.8588	20.0115
	S	91.185	105.009	108.465	107.408	89.948

Event: Cooper Tires USF2000 Indy GP
Track: Indianapolis Motor Speedway RC
Report: Section Data Report
Session: Practice 1

Rounds 7/8/9
2.439 mile(s)

USF2000 Championship
September 3, 2020



Section Data for Car 41 - Kaeser, Max (R)

Lap	T/S	I6 to I8	I8 to SF	SF to I2	I2 to I4	I4 to I6
20	T	13.6564	13.7469	16.6438	22.7163	20.0886
	S	91.665	105.346	109.664	108.082	89.603

Event: Cooper Tires USF2000 Indy GP
 Track: Indianapolis Motor Speedway RC
 Report: Section Data Report
 Session: Practice 1

Rounds 7/8/9
 2.439 mile(s)



USF2000 Championship
 September 3, 2020

Section Data for Car 44 - Brooks, Christian (R)

Lap	T/S	I6 to I8	I8 to SF	SF to I2	I2 to I4	I4 to I6
1	T	16.7587	14.6527	18.0822	23.1850	20.8466
	S	74.697	98.834	100.941	105.897	86.345
2	T	13.8877	13.8798	17.2644	22.9217	20.8276
	S	90.139	104.337	105.722	107.114	86.424
3	T	14.1645	13.9088	16.9789	22.7411	20.8016
	S	88.377	104.120	107.500	107.964	86.532
4	T	14.1328	13.8548	17.4885	22.8616	20.4065
	S	88.575	104.526	104.367	107.395	88.207
5	T	13.7215	13.7550	16.8589	22.9741	20.4573
	S	91.230	105.284	108.265	106.869	87.988
6	T	13.9031	13.7705	17.6560	25.9485	20.3624
	S	90.039	105.166	103.377	94.619	88.398
7	T	13.6723	13.7030	19.6322	25.0012	24.9152
	S	91.559	105.684	92.971	98.204	72.245
8	T				23.0784	20.6260
	S				106.386	87.268
9	T	13.5728	13.8481	17.5495	22.9013	20.1337
	S	92.230	104.576	104.005	107.209	89.402
10	T	13.4871	13.9673	16.7804	22.6145	20.0597
	S	92.816	103.684	108.771	108.569	89.732
11	T	13.5409	13.7237	16.6341	22.7267	20.0727
	S	92.447	105.524	109.728	108.033	89.674
12	T	13.5291	13.7495	16.6436	22.6455	20.5581
	S	92.528	105.326	109.665	108.420	87.557
13	T	13.6396	13.8002	16.6838	22.7320	20.0913
	S	91.778	104.939	109.401	108.008	89.591
14	T				27.4215	24.6372
	S				89.537	73.060
15	T	13.5316	13.7154	16.7979	22.8007	19.9305
	S	92.511	105.588	108.658	107.682	90.314
16	T	13.3475	13.7994	16.5480	22.6435	20.1080
	S	93.787	104.945	110.299	108.430	89.517
17	T	13.3285	13.8408	16.5832	22.8718	20.0640
	S	93.920	104.631	110.065	107.347	89.713
18	T	13.4016	13.8084	17.6888	22.8701	20.7659
	S	93.408	104.877	103.185	107.355	86.681

Event: Cooper Tires USF2000 Indy GP
 Track: Indianapolis Motor Speedway RC
 Report: Section Data Report
 Session: Practice 1

Rounds 7/8/9
 2.439 mile(s)



USF2000 Championship
 September 3, 2020

Section Data for Car 5 - Brichacek, Wyatt (R)

Lap	T/S	I6 to I8	I8 to SF	SF to I2	I2 to I4	I4 to I6
1	T	15.6180	14.2059	17.7277	23.6587	21.1788
	S	80.152	101.942	102.959	103.777	84.991
2	T	13.9667	14.0847	17.2864	22.9721	20.8303
	S	89.629	102.820	105.587	106.879	86.413
3	T	13.7046	13.8731	17.0131	22.7032	20.4585
	S	91.343	104.388	107.284	108.145	87.983
4	T	13.8037	13.8435	16.7774	22.7448	20.2120
	S	90.687	104.611	108.791	107.947	89.056
5	T	13.6141	13.8195	16.8881	22.6761	20.6435
	S	91.950	104.793	108.078	108.274	87.195
6	T	13.6512	13.7338	16.8143	22.7959	20.3929
	S	91.700	105.447	108.552	107.705	88.266
7	T	13.7432	13.9696	16.8998	22.7013	21.4937
	S	91.086	103.667	108.003	108.154	83.745
8	T				23.3693	20.9763
	S				105.062	85.811
9	T	14.1608	13.7059	17.1118	22.9901	20.3142
	S	88.400	105.661	106.665	106.795	88.608
10	T	13.7385	13.6090	17.4987	24.3457	20.8378
	S	91.118	106.414	104.306	100.848	86.381
11	T	13.9751	14.0072	17.9766	22.7573	20.0431
	S	89.575	103.388	101.534	107.887	89.806
12	T	13.7710	13.8571	17.0314	22.6214	20.2601
	S	90.902	104.508	107.168	108.536	88.845
13	T	13.4534	13.7353	16.7941	23.0154	20.1055
	S	93.048	105.435	108.683	106.678	89.528
14	T	13.5715	13.8514	16.6676	22.4702	19.9332
	S	92.239	104.551	109.508	109.266	90.302
15	T	13.4647	13.8245	16.7208	22.4753	20.5219
	S	92.970	104.755	109.159	109.241	87.711
16	T	13.7448	13.8266	16.7649	22.6406	20.8076
	S	91.076	104.739	108.872	108.444	86.507
17	T	13.4909	13.7805	16.7636	22.5527	19.9061
	S	92.790	105.089	108.880	108.866	90.425
18	T	13.4848	13.8189	16.7845	22.5837	19.9346
	S	92.832	104.797	108.745	108.717	90.295
19	T	13.5868	13.7583	16.6404	22.6109	19.8348
	S	92.135	105.259	109.687	108.586	90.750

Event: Cooper Tires USF2000 Indy GP
Track: Indianapolis Motor Speedway RC
Report: Section Data Report
Session: Practice 1

Rounds 7/8/9
2.439 mile(s)

USF2000 Championship
September 3, 2020



Section Data for Car 5 - Brichacek, Wyatt (R)

Lap	T/S	I6 to I8	I8 to SF	SF to I2	I2 to I4	I4 to I6
20	T	13.5284	13.6703	16.7853	22.6273	19.8968
	S	92.533	105.936	108.740	108.507	90.467

Event: Cooper Tires USF2000 Indy GP
Track: Indianapolis Motor Speedway RC
Report: Section Data Report
Session: Practice 1

Rounds 7/8/9
2.439 mile(s)



USF2000 Championship
September 3, 2020

Section Data for Car 6 - Rasmussen, Christian

Lap	T/S	I6 to I8	I8 to SF	SF to I2	I2 to I4	I4 to I6
1	T	13.9710	14.3808	17.7985	23.1569	21.8043
	S	89.601	100.702	102.549	106.026	82.553
2	T	13.7641	14.0732	17.0811	22.9922	20.4294
	S	90.948	102.904	106.857	106.785	88.108
3	T	13.4775	13.8872	16.7961	22.6730	20.2322
	S	92.882	104.282	108.670	108.289	88.967
4	T	13.3507	14.1054	16.8656	22.5939	20.0863
	S	93.764	102.669	108.222	108.668	89.613
5	T	13.6243	13.8459	16.7242	22.5326	20.5658
	S	91.881	104.593	109.137	108.963	87.524
6	T	13.4643	13.9066	16.8519	22.6936	21.4403
	S	92.973	104.136	108.310	108.190	83.954
7	T	13.4981	13.7728	16.7491	24.5720	22.3097
	S	92.740	105.148	108.975	99.920	80.682
8	T				23.1940	20.2980
	S				105.856	88.679
9	T	13.6397	13.7459	16.7226	22.6621	19.9770
	S	91.778	105.354	109.147	108.341	90.104
10	T	13.5134	13.7275			19.7996
	S	92.635	105.495			90.911
11	T	13.4407	13.7683	16.5379	22.6992	19.8615
	S	93.136	105.182	110.366	108.164	90.628
12	T	13.5353	13.7009	16.5837	23.6182	20.0411
	S	92.485	105.700	110.062	103.955	89.815

Event: Cooper Tires USF2000 Indy GP
 Track: Indianapolis Motor Speedway RC
 Report: Section Data Report
 Session: Practice 1

Rounds 7/8/9
 2.439 mile(s)



USF2000 Championship
 September 3, 2020

Section Data for Car 7 - Bogle, Christian

Lap	T/S I6 to I8	I8 to SF	SF to I2	I2 to I4	I4 to I6	
1	T	17.0940	14.1459	18.3493	23.5238	22.2393
	S	73.231	102.375	99.471	104.372	80.938
2	T	14.4680	14.0045	17.3958	23.0391	20.9224
	S	86.523	103.408	104.923	106.568	86.032
3	T	13.8954	13.9080	17.1852	22.8302	20.7314
	S	90.089	104.126	106.209	107.543	86.825
4	T	13.6545	14.1484	17.5978	23.1331	21.3706
	S	91.678	102.357	103.719	106.135	84.228
5	T	13.8847	13.7786	17.4105	22.8602	20.8007
	S	90.158	105.104	104.835	107.402	86.536
6	T	13.8413	13.7587	17.0177	22.9556	20.8256
	S	90.441	105.256	107.255	106.955	86.432
7	T	14.3747	13.7932	19.9411	26.0572	24.1984
	S	87.085	104.992	91.531	94.225	74.385
8	T				23.6385	20.9882
	S				103.866	85.762
9	T	13.9508	13.8133	17.1978	23.0070	20.4671
	S	89.731	104.840	106.131	106.717	87.946
10	T	13.7077	13.8542	17.4918	22.8960	20.5708
	S	91.322	104.530	104.348	107.234	87.503
11	T	13.6523	13.7655	16.9119	22.6576	20.2722
	S	91.693	105.204	107.926	108.362	88.792
12	T	14.1301	13.7829	16.9094	22.7333	21.0646
	S	88.592	105.071	107.942	108.001	85.451
13	T	13.8000	13.8811	16.8584	22.8370	20.3298
	S	90.711	104.328	108.268	107.511	88.540
14	T	13.5677	13.9296	17.1204	22.7088	20.1309
	S	92.265	103.964	106.611	108.118	89.415
15	T	13.5605	13.8305	16.8251	22.6824	21.7974
	S	92.314	104.709	108.482	108.244	82.579
16	T	13.7551	13.8009	16.8216	22.6807	20.2245
	S	91.008	104.934	108.505	108.252	89.001
17	T	13.7878	13.8587	16.7969	22.6463	20.2983
	S	90.792	104.496	108.665	108.416	88.677
18	T	13.7455	13.8335	16.9172	22.7861	20.0963
	S	91.071	104.687	107.892	107.751	89.569
19	T	13.6594	13.8240	16.8144	22.8843	20.2206
	S	91.645	104.759	108.551	107.289	89.018

Event: Cooper Tires USF2000 Indy GP
Track: Indianapolis Motor Speedway RC
Report: Section Data Report
Session: Practice 1

Rounds 7/8/9
2.439 mile(s)

USF2000 Championship
September 3, 2020



Section Data for Car 7 - Bogle, Christian

Lap	T/S	I6 to I8	I8 to SF	SF to I2	I2 to I4	I4 to I6
20	T	13.5118	13.8121	16.8724	22.7305	20.1194
	S	92.646	104.849	108.178	108.015	89.466

Event: Cooper Tires USF2000 Indy GP
Track: Indianapolis Motor Speedway RC
Report: Section Data Report
Session: Practice 1

Rounds 7/8/9
2.439 mile(s)



USF2000 Championship
September 3, 2020

Section Data for Car 8 - Dupell, Kyle

Lap	T/S	I6 to I8	I8 to SF	SF to I2	I2 to I4	I4 to I6
1	T				23.4033	21.0314
	S				104.909	85.586
2	T	13.8832	14.2662	17.4437	22.8629	20.7379
	S	90.168	101.511	104.635	107.389	86.798
3	T	13.4821	14.2183	17.0807	22.7135	20.2261
	S	92.850	101.853	106.859	108.096	88.994
4	T	13.4111	14.2517	17.0867	22.7542	20.3354
	S	93.342	101.615	106.822	107.902	88.516
5	T	13.5510	13.9842	16.8964	22.7532	20.2469
	S	92.378	103.558	108.025	107.907	88.902
6	T	13.4388	13.9617	16.8772	23.2626	22.8714
	S	93.150	103.725	108.148	105.544	78.701
7	T				23.1006	21.0662
	S				106.284	85.445
8	T	13.7610	14.1056	17.3395	22.7041	20.2602
	S	90.969	102.667	105.264	108.140	88.844
9	T	13.6033	13.8725	16.8999	22.7661	20.2845
	S	92.023	104.392	108.002	107.846	88.738
10	T	13.4616	13.8592	16.6668	22.7318	20.0600
	S	92.992	104.492	109.513	108.008	89.731
11	T	13.4870	13.8842	16.7831	22.6453	20.0412
	S	92.817	104.304	108.754	108.421	89.815
12	T	13.5099	13.9023	16.8473	22.5100	20.0827
	S	92.659	104.169	108.339	109.073	89.629
13	T	13.4925	13.8787	16.6871	22.5200	19.9917
	S	92.779	104.346	109.380	109.024	90.037
14	T	13.4635	13.8519	16.6837	23.7631	20.1616
	S	92.979	104.548	109.402	103.321	89.279
15	T	13.5649	13.9426	16.8043	22.6937	19.9932
	S	92.284	103.867	108.617	108.190	90.031
16	T	13.5591	13.8514	16.8676	22.7324	20.0350
	S	92.323	104.551	108.209	108.006	89.843
17	T	13.3805	13.9990	16.6841	22.6781	19.9766
	S	93.555	103.449	109.399	108.264	90.105
18	T	13.4790	13.8616	16.7311	22.8187	20.0165
	S	92.872	104.474	109.092	107.597	89.926
19	T	13.4809	13.9810	16.7327	22.7662	20.4105
	S	92.859	103.582	109.081	107.845	88.190

Event: Cooper Tires USF2000 Indy GP
Track: Indianapolis Motor Speedway RC
Report: Section Data Report
Session: Practice 1

Rounds 7/8/9
2.439 mile(s)



USF2000 Championship
September 3, 2020

Section Data for Car 9 - Siegel, Nolan

Lap	T/S I6 to I8	I8 to SF	SF to I2	I2 to I4	I4 to I6	
1	T	14.1509	14.2081	17.6573	22.9826	21.2309
	S	88.462	101.926	103.370	106.830	84.782
2	T	13.9059	13.9368	16.9892	22.6652	20.7267
	S	90.021	103.911	107.435	108.326	86.845
3	T	13.5854	13.9871	16.8962	22.5999	20.3966
	S	92.144	103.537	108.026	108.639	88.250
4	T	13.6240	13.8522	16.9032	22.7465	20.1609
	S	91.883	104.545	107.981	107.939	89.282
5	T	13.6323	13.9421	16.8671	22.5622	20.2161
	S	91.827	103.871	108.212	108.820	89.038
6	T	13.4852	13.9394			20.0688
	S	92.829	103.891			89.691
7	T	13.5830	13.8651	16.8092	22.5806	21.8876
	S	92.161	104.448	108.585	108.732	82.238
8	T				22.9538	20.7945
	S				106.964	86.561
9	T	13.8836	13.7382	17.5795	22.7110	20.1785
	S	90.165	105.413	103.827	108.107	89.204
10	T	13.7393	13.6858	17.1040	24.2102	20.3433
	S	91.112	105.816	106.713	101.413	88.481
11	T	13.7209	13.8019	16.7183	22.5046	20.0997
	S	91.234	104.926	109.175	109.099	89.554
12	T	13.5718	13.7906	17.7752	22.9741	19.9746
	S	92.237	105.012	102.684	106.869	90.114
13	T	13.5788	13.8033	16.8146	22.5902	19.9569
	S	92.189	104.916	108.550	108.686	90.194
14	T	13.4832	13.8616	17.2475	23.2348	20.0252
	S	92.843	104.474	105.826	105.670	89.887
15	T	13.5362	13.7640	16.6591	22.5483	19.9081
	S	92.479	105.215	109.563	108.887	90.415
16	T	13.4874	13.8304	16.6765	22.5032	20.6282
	S	92.814	104.710	109.449	109.106	87.259
17	T	13.7247	13.7972	16.6653	22.5898	19.8306
	S	91.209	104.962	109.523	108.687	90.769
18	T	13.4431	13.8259	16.6531	22.4904	19.9347
	S	93.120	104.744	109.603	109.168	90.295
19	T	13.4322	13.8022	16.7884	22.4943	20.1190
	S	93.195	104.924	108.720	109.149	89.468

Event: Cooper Tires USF2000 Indy GP
Track: Indianapolis Motor Speedway RC
Report: Section Data Report
Session: Practice 1

Rounds 7/8/9
2.439 mile(s)

USF2000 Championship
September 3, 2020



Section Data for Car 9 - Siegel, Nolan

Lap	T/S	I6 to I8	I8 to SF	SF to I2	I2 to I4	I4 to I6
20	T	13.5176	14.1419	17.4179	22.6076	20.1675
	S	92.607	102.404	104.790	108.602	89.253

Event: Cooper Tires USF2000 Indy GP
Track: Indianapolis Motor Speedway RC
Report: Section Data Report
Session: Practice 1

Rounds 7/8/9
2.439 mile(s)








USF2000 Championship
September 3, 2020

Section Data for Car

Report Support Information

Section Legend	
Name	Length
I6 to I8	0.347727 miles
I8 to SF	0.402273 miles
SF to I2	0.507008 miles
I2 to I4	0.682008 miles
I4 to I6	0.500000 miles

Color Legend	
	Fastest Lap
	Section Under Caution
	Section Under Green
	Section Time Data
	Section Speed Data

