

Event: NJMP RTI - MX-5 Open Test  
Track: New Jersey Motorsports Park  
Report: Section Data Report  
Session: USF2000 Test Session 1

2.14 mile(s)



USF2000 Championship  
October 9, 2020

Section Data for Car 1 - Campbell, Prescott (R)

Lap	T/SF to I1	I1 to I2	I2 to I3	I3 to SF	Lap	
1	T		19.7423	27.4583		694.0417
	S		89.379	79.708		11.100
2	T	22.3702	18.8755	26.4876	13.8429	81.5762
	S	97.776	93.483	82.629	112.989	94.439
3	T	21.8335	18.5490	26.1535	13.7547	80.2907
	S	100.180	95.129	83.684	113.713	95.951
4	T	21.7182	18.4518	26.1888	13.7884	80.1472
	S	100.712	95.630	83.571	113.435	96.123
5	T	22.1284	18.4764	26.3948	13.7821	80.7817
	S	98.845	95.503	82.919	113.487	95.368
6	T	21.6025	18.4583	26.0913	13.8307	79.9828
	S	101.251	95.596	83.884	113.088	96.321
7	T	22.5356	20.0713	26.0960	13.7607	82.4636
	S	97.059	87.914	83.869	113.664	93.423
8	T	21.4565	18.3858	26.3884	13.7637	79.9944
	S	101.940	95.973	82.939	113.639	96.307
9	T	21.3810	18.2720	26.1216	13.7628	79.5374
	S	102.300	96.571	83.786	113.646	96.860
10	T	21.6039	18.3399	26.2949	13.7809	80.0196
	S	101.244	96.213	83.234	113.497	96.276
11	T		18.7973	26.2644		427.5983
	S		93.872	83.331		18.017
12	T	21.4642	18.3212	25.8484	13.8035	79.4373
	S	101.903	96.312	84.672	113.311	96.982
13	T	21.3110	18.2617	25.9573	13.7996	79.3296
	S	102.636	96.625	84.317	113.343	97.114
14	T		21.2492	27.1389		255.5559
	S		83.041	80.646		30.146
15	T	21.5802	18.3212	25.6835	13.6206	79.2055
	S	101.356	96.312	85.216	114.833	97.266
16	T	21.2242	18.0423	25.5671	13.6782	78.5118
	S	103.056	97.800	85.604	114.349	98.125
17	T	21.0547	18.0789	25.4920	13.6188	78.2444
	S	103.885	97.602	85.856	114.848	98.461
18	T	20.9176	18.0425	25.5888	13.6549	78.2038
	S	104.566	97.799	85.531	114.544	98.512
19	T	21.1187	18.0224	25.5760	13.7299	78.4470
	S	103.570	97.908	85.574	113.919	98.206

**Event:** NJMP RTI - MX-5 Open Test  
**Track:** New Jersey Motorsports Park  
**Report:** Section Data Report  
**Session:** USF2000 Test Session 1

2.14 mile(s)



**USF2000 Championship**  
**October 9, 2020**

**Section Data for Car 10 - Shields, Cameron**

Lap	T/SF to I1	I1 to I2	I2 to I3	I3 to SF	Lap	
1	T	24.6906	20.6706	29.0816	16.0058	90.4486
	S	88.587	85.365	75.258	97.720	85.175
2	T	23.1818	19.7950	27.8514	14.5228	85.3510
	S	94.353	89.141	78.583	107.699	90.263
3	T	22.3867	19.2966	27.4427	13.9611	83.0871
	S	97.704	91.443	79.753	112.032	92.722
4	T	22.1181	18.8863	26.8086	13.9198	81.7328
	S	98.891	93.430	81.639	112.364	94.258
5	T	21.7479	18.8672	28.5555	13.8063	82.9769
	S	100.574	93.525	76.645	113.288	92.845
6	T	21.8562	18.7215	26.4846	13.6788	80.7411
	S	100.076	94.252	82.638	114.344	95.416
7	T	21.4521	18.5548	26.1470	13.7050	79.8589
	S	101.961	95.099	83.705	114.126	96.470
8	T	21.2632	18.6749	25.9519	13.6996	79.5896
	S	102.867	94.488	84.334	114.171	96.797
9	T	21.8025	18.7579	26.5455	13.6896	80.7955
	S	100.322	94.069	82.448	114.254	95.352
10	T		21.0690	26.8223		283.5923
	S		83.751	81.598		27.166
11	T	21.4945	18.5970	26.0952	13.6804	79.8671
	S	101.760	94.883	83.871	114.331	96.460
12	T	21.4320	18.3424	25.9086	13.7478	79.4308
	S	102.056	96.200	84.475	113.770	96.990
13	T	21.1981	18.2573	25.8665	13.7299	79.0518
	S	103.182	96.649	84.613	113.919	97.455
14	T	21.1663	18.4577	25.7807	13.6390	79.0437
	S	103.338	95.599	84.894	114.678	97.465
15	T	21.3124	18.3906	26.4877	13.6541	79.8448
	S	102.629	95.948	82.628	114.551	96.487
16	T	21.1324	18.3328	25.8445	13.6792	78.9889
	S	103.503	96.251	84.685	114.341	97.533
17	T		22.7853	29.0354		458.3669
	S		77.442	75.378		16.807
18	T	21.6814	18.9304	26.0046	13.9550	80.5714
	S	100.882	93.212	84.163	112.081	95.617
19	T	20.9019	18.1188	25.3900	13.5680	77.9787
	S	104.645	97.388	86.201	115.278	98.796

**Event:** NJMP RTI - MX-5 Open Test  
**Track:** New Jersey Motorsports Park  
**Report:** Section Data Report  
**Session:** USF2000 Test Session 1

2.14 mile(s)



**USF2000 Championship**  
**October 9, 2020**

**Section Data for Car 10 - Shields, Cameron**

Lap	T/SF to I1	I1 to I2	I2 to I3	I3 to SF	Lap	
20	T	21.0001	18.0792	25.5127	13.5957	78.1877
	S	104.155	97.601	85.786	115.043	98.532
21	T	21.6111	19.3811	26.7567	13.5766	81.3255
	S	101.211	91.045	81.798	115.205	94.730
22	T	20.8458	18.1032	25.5540	13.5979	78.1009
	S	104.926	97.471	85.648	115.024	98.642
23	T	20.8987	18.0933	25.6483	13.6905	78.3308
	S	104.661	97.525	85.333	114.246	98.352
24	T	21.3515	18.6794	26.3424	13.7119	80.0852
	S	102.441	94.465	83.084	114.068	96.198

**Event:** NJMP RTI - MX-5 Open Test  
**Track:** New Jersey Motorsports Park  
**Report:** Section Data Report  
**Session:** USF2000 Test Session 1

2.14 mile(s)



**USF2000 Championship**  
**October 9, 2020**

**Section Data for Car 11 - Christodoulou, Nico (R)**

Lap	T/SF to I1	I1 to I2	I2 to I3	I3 to SF	Lap	
1	T	26.3440	21.9392	32.0932	17.4662	97.8426
	S	83.027	80.429	68.196	89.550	78.739
2	T	24.9096	20.7613	30.5629	16.5853	92.8191
	S	87.808	84.992	71.611	94.306	83.000
3	T	24.0022	20.6329	30.0781	15.6965	90.4097
	S	91.128	85.521	72.765	99.646	85.212
4	T	23.2479	20.3005	29.0858	14.5056	87.1398
	S	94.085	86.921	75.248	107.827	88.410
5	T	23.3839	19.3516	29.7598	14.1464	86.6417
	S	93.538	91.183	73.543	110.565	88.918
6	T		19.9792	28.8895		238.9437
	S		88.319	75.759		32.242
7	T	22.8009	20.8796	27.5588	14.3875	85.6268
	S	95.929	84.511	79.417	108.712	89.972
8	T	22.8616	21.3115	28.8877	13.8628	86.9236
	S	95.675	82.798	75.764	112.826	88.630
9	T	23.5109	19.4861	28.1383	13.8113	84.9466
	S	93.032	90.554	77.781	113.247	90.692
10	T	22.7393	19.7707	28.9728	13.7389	85.2217
	S	96.189	89.251	75.541	113.844	90.400
11	T	22.2135	19.2964	27.2041	13.7088	82.4228
	S	98.466	91.444	80.452	114.094	93.469
12	T	22.0089	18.9788	27.9825	13.7584	82.7286
	S	99.381	92.975	78.214	113.683	93.124
13	T	22.2722	18.9067	27.3235	13.7605	82.2629
	S	98.206	93.329	80.101	113.665	93.651
14	T	21.9664	18.7483	27.1834	13.7294	81.6275
	S	99.574	94.118	80.514	113.923	94.380
15	T	22.2407	18.8492	27.5500	14.0214	82.6613
	S	98.345	93.614	79.442	111.550	93.200
16	T	21.7882	18.8481	27.1945	13.7981	81.6289
	S	100.388	93.619	80.481	113.356	94.378
17	T	23.0877	19.1576	27.9937	13.7405	83.9795
	S	94.738	92.107	78.183	113.831	91.737

**Event:** NJMP RTI - MX-5 Open Test  
**Track:** New Jersey Motorsports Park  
**Report:** Section Data Report  
**Session:** USF2000 Test Session 1

2.14 mile(s)



**USF2000 Championship**  
**October 9, 2020**

**Section Data for Car 16 - Pierson, Josh (R)**

Lap	T/SF to I1	I1 to I2	I2 to I3	I3 to SF	Lap	
1	T		20.8025	27.5084	695.2474	
	S		84.824	79.562	11.081	
2	T	22.0824	18.9830	26.3437	13.8346	81.2437
	S	99.050	92.954	83.080	113.056	94.826
3	T	21.6850	18.7648	26.0843	13.7490	80.2831
	S	100.866	94.035	83.906	113.760	95.960
4	T	21.5325	18.4024	26.1638	13.6909	79.7896
	S	101.580	95.887	83.651	114.243	96.554
5	T	21.4008	18.5859	26.0171	13.6893	79.6931
	S	102.205	94.940	84.123	114.256	96.671
6	T	21.5917	18.3811	26.0940	13.6791	79.7459
	S	101.302	95.998	83.875	114.342	96.607
7	T	21.7024	18.3343	26.0398	13.6047	79.6812
	S	100.785	96.243	84.050	114.967	96.685
8	T	21.4605	18.4505	26.0605	13.7396	79.7111
	S	101.921	95.637	83.983	113.838	96.649
9	T	21.3812	18.5013	26.5026	13.7214	80.1065
	S	102.299	95.374	82.582	113.989	96.172
10	T	21.6161	18.4727	26.1835	13.8370	80.1093
	S	101.187	95.522	83.588	113.037	96.169
11	T	21.4427	18.4239	26.1099	13.7236	79.7001
	S	102.005	95.775	83.824	113.971	96.662
12	T		18.9723	27.3707		361.5523
	S		93.006	79.963		21.308
13	T	21.4778	18.3711	26.0106	13.7100	79.5695
	S	101.839	96.050	84.144	114.084	96.821
14	T	21.4303	18.4463	26.1628	13.6868	79.7262
	S	102.064	95.659	83.655	114.277	96.631
15	T		19.6176	26.8246		253.1406
	S		89.947	81.591		30.434
16	T	21.5507	19.1991	26.6299	13.6664	81.0461
	S	101.494	91.908	82.187	114.448	95.057
17	T	21.2440	18.3046	25.5811	13.6698	78.7995
	S	102.960	96.399	85.557	114.419	97.767
18	T	21.0302	18.0927	25.4867	13.5992	78.2088
	S	104.006	97.528	85.874	115.013	98.506
19	T	20.9417	18.2322	25.6357	13.5773	78.3869
	S	104.446	96.782	85.375	115.199	98.282

**Event:** NJMP RTI - MX-5 Open Test  
**Track:** New Jersey Motorsports Park  
**Report:** Section Data Report  
**Session:** USF2000 Test Session 1

2.14 mile(s)



**USF2000 Championship**  
**October 9, 2020**

**Section Data for Car 2 - Green, Josh (R)**

Lap	T/SF to I1	I1 to I2	I2 to I3	I3 to SF	Lap	
1	T		19.6978	27.2055	197.7161	
	S		89.581	80.448	38.965	
2	T	22.3979	18.7810	26.3957	13.9311	81.5057
	S	97.655	93.954	82.916	112.273	94.521
3	T	21.9765	18.8175	26.7537	13.8672	81.4149
	S	99.528	93.772	81.807	112.791	94.626
4	T	21.8554	18.7645	26.4826	13.7461	80.8486
	S	100.079	94.036	82.644	113.784	95.289
5	T	21.5189	18.4311	25.9946	13.7645	79.7091
	S	101.644	95.737	84.196	113.632	96.651
6	T	21.3713	18.3444	25.8742	13.7209	79.3108
	S	102.346	96.190	84.588	113.993	97.137
7	T	21.2701	18.3554	25.9079	13.7703	79.3037
	S	102.833	96.132	84.478	113.584	97.146
8	T	21.2648	18.3347	25.9352	13.7400	79.2747
	S	102.859	96.241	84.389	113.835	97.181
9	T		18.5149	26.1359		168.3439
	S		95.304	83.741		45.763
10	T	21.2973	18.4464	26.0870	13.7427	79.5734
	S	102.702	95.658	83.898	113.812	96.816
11	T	21.1256	18.2326	26.1107	13.7342	79.2031
	S	103.537	96.780	83.821	113.883	97.269
12	T	21.2550	18.2518	26.0413	13.7008	79.2489
	S	102.906	96.678	84.045	114.161	97.213
13	T	21.3922	18.2902	26.1175	13.6498	79.4497
	S	102.246	96.475	83.800	114.587	96.967
14	T	21.2254	18.7251	27.3203	13.6918	80.9626
	S	103.050	94.234	80.110	114.236	95.155
15	T	21.3961	18.3882	25.9924	13.6847	79.4614
	S	102.228	95.961	84.203	114.295	96.953
16	T		19.6175	26.8881		279.4205
	S		89.948	81.398		27.571
17	T	21.2851	18.3551	26.2802	13.6595	79.5799
	S	102.761	96.134	83.281	114.506	96.808
18	T	20.9842	18.1429	25.5429	13.7755	78.4455
	S	104.234	97.258	85.685	113.541	98.208
19	T	20.9708	18.1671	25.6828	13.6588	78.4795
	S	104.301	97.129	85.218	114.512	98.166

**Event:** NJMP RTI - MX-5 Open Test  
**Track:** New Jersey Motorsports Park  
**Report:** Section Data Report  
**Session:** USF2000 Test Session 1

2.14 mile(s)



**USF2000 Championship**  
**October 9, 2020**

**Section Data for Car 2 - Green, Josh (R)**

Lap	T/SF to I1	I1 to I2	I2 to I3	I3 to SF	Lap	
20	T	20.8489	18.1669	25.6479	13.6368	78.3005
	S	104.911	97.130	85.334	114.696	98.390
21	T	20.8598	18.1186	25.7253	13.6361	78.3398
	S	104.856	97.389	85.077	114.702	98.341
22	T	21.0533	18.3212	25.7721	13.6917	78.8383
	S	103.892	96.312	84.923	114.236	97.719
23	T	20.9791	18.2199	25.8227	13.6844	78.7061
	S	104.260	96.847	84.756	114.297	97.883
24	T	21.0366	18.2576	25.8734	13.6526	78.8202
	S	103.975	96.647	84.590	114.564	97.741
25	T	21.2654	18.3728	25.9794	13.7021	79.3197
	S	102.856	96.041	84.245	114.150	97.126
26	T		18.9968	26.7558		261.3372
	S		92.886	81.800		29.479

**Event:** NJMP RTI - MX-5 Open Test  
**Track:** New Jersey Motorsports Park  
**Report:** Section Data Report  
**Session:** USF2000 Test Session 1

2.14 mile(s)



**USF2000 Championship**  
**October 9, 2020**

**Section Data for Car 21 - Sundaramoorthy, Yuven**

Lap	T/SF to I1	I1 to I2	I2 to I3	I3 to SF	Lap	
1	T	22.9584	19.3843	27.0359	13.9243	83.3029
	S	95.271	91.030	80.953	112.328	92.482
2	T	22.0528	18.6291	26.5663	13.7021	80.9503
	S	99.183	94.720	82.384	114.150	95.170
3	T	21.7509	18.5594	26.2870	13.8596	80.4569
	S	100.560	95.076	83.259	112.853	95.753
4	T	21.5848	21.3385	28.5342	13.6608	85.1183
	S	101.334	82.693	76.702	114.495	90.509
5	T	23.2790	20.4469	26.4461	13.6421	83.8141
	S	93.959	86.299	82.758	114.652	91.918
6	T	21.8094	18.6495	26.2002	13.6699	80.3290
	S	100.290	94.616	83.535	114.419	95.906
7	T	21.3372	18.3771	26.0167	13.6880	79.4190
	S	102.510	96.019	84.124	114.267	97.004
8	T	21.2483	18.3940	26.0370	13.6877	79.3670
	S	102.939	95.930	84.059	114.270	97.068
9	T	21.2632	25.7339	26.9691	13.6852	87.6514
	S	102.867	68.569	81.153	114.291	87.894
10	T		19.6322	27.6258		226.1562
	S		89.880	79.224		34.065
11	T	21.2902	18.4577	25.5677	13.7320	79.0476
	S	102.736	95.599	85.602	113.901	97.460
12	T	20.8248	17.9869	25.4795	13.5835	77.8747
	S	105.032	98.102	85.898	115.146	98.928
13	T	20.8925	18.0661	25.5541	13.6286	78.1413
	S	104.692	97.672	85.647	114.765	98.591
14	T	20.9052	18.2133	36.9604	13.6960	89.7749
	S	104.628	96.882	59.216	114.201	85.815
15	T		21.0941	27.1879		252.2265
	S		83.651	80.500		30.544



**Event:** NJMP RTI - MX-5 Open Test  
**Track:** New Jersey Motorsports Park  
**Report:** Section Data Report  
**Session:** USF2000 Test Session 1

2.14 mile(s)



**USF2000 Championship**  
**October 9, 2020**

**Section Data for Car 22 - Barrichello, Eduardo**

Lap	T/SF to I1	I1 to I2	I2 to I3	I3 to SF	Lap	
1	T	22.5841	19.0765	27.2631	13.8803	82.8040
	S	96.850	92.498	80.278	112.684	93.039
2	T	22.4604	23.1469	27.4642	13.6559	86.7274
	S	97.384	76.232	79.691	114.536	88.830
3	T	21.7388	18.4499	25.9778	13.6311	79.7976
	S	100.616	95.640	84.250	114.744	96.544
4	T	22.3811	19.7075	26.5193	13.5486	82.1565
	S	97.729	89.537	82.530	115.443	93.772
5	T	21.1714	18.3484	26.9593	13.6059	80.0850
	S	103.313	96.169	81.183	114.957	96.198
6	T	23.1439	18.7468	26.0235	13.5275	81.4417
	S	94.508	94.125	84.102	115.623	94.595
7	T	21.0942	18.2355	25.6570	13.6432	78.6299
	S	103.691	96.764	85.304	114.643	97.978
8	T	20.9637	18.1506	25.5643	13.6884	78.3670
	S	104.336	97.217	85.613	114.264	98.307
9	T	20.9341	18.1863	25.6598	13.6446	78.4248
	S	104.484	97.026	85.294	114.631	98.234
10	T	20.8884	18.1276	25.7207	13.6212	78.3579
	S	104.712	97.340	85.092	114.828	98.318
11	T	22.3540	19.1820	27.6082	13.6498	82.7940
	S	97.847	91.990	79.275	114.587	93.050
12	T		20.7903	26.6283		243.4844
	S		84.873	82.192		31.641
13	T	21.8016	18.3097	26.0180	13.5985	79.7278
	S	100.326	96.372	84.120	115.019	96.629
14	T	20.9373	18.2744	25.8035	13.6180	78.6332
	S	104.468	96.558	84.819	114.855	97.974
15	T	20.9983	18.1542	25.6050	13.6619	78.4194
	S	104.164	97.198	85.477	114.486	98.241
16	T	20.9735	18.0693	25.7248	13.6280	78.3956
	S	104.287	97.654	85.079	114.770	98.271
17	T	20.9585	18.2210	25.6468	13.6080	78.4343
	S	104.362	96.841	85.338	114.939	98.222

Event: NJMP RTI - MX-5 Open Test  
 Track: New Jersey Motorsports Park  
 Report: Section Data Report  
 Session: USF2000 Test Session 1

2.14 mile(s)



USF2000 Championship  
 October 9, 2020

Section Data for Car 23 - Round-Garrido, Matt

Lap	T/SF to I1	I1 to I2	I2 to I3	I3 to SF	Lap	
1	T	23.3164	19.4021	26.8018	13.9282	83.4485
	S	93.808	90.946	81.660	112.297	92.320
2	T	21.9952	18.8555	29.8100	13.7026	84.3633
	S	99.443	93.583	73.420	114.146	91.319
3	T	21.8278	18.4159	26.1038	13.8706	80.2181
	S	100.206	95.816	83.844	112.763	96.038
4	T	21.4349	18.5208	31.9534	13.7031	85.6122
	S	102.043	95.274	68.495	114.141	89.987
5	T	21.5215	18.4852	25.9176	13.7001	79.6244
	S	101.632	95.457	84.446	114.166	96.754
6	T	21.5707	18.5861	26.4068	13.6867	80.2503
	S	101.400	94.939	82.882	114.278	96.000
7	T	21.1785	18.1866	25.7183	13.7434	78.8268
	S	103.278	97.024	85.100	113.807	97.733
8	T	21.2406	18.2741	25.6044	13.7497	78.8688
	S	102.976	96.560	85.479	113.755	97.681
9	T	21.4023	18.5692	29.0985	13.7484	82.8184
	S	102.198	95.025	75.215	113.765	93.023
10	T	21.2564	18.3178	25.7033	13.7328	79.0103
	S	102.899	96.330	85.150	113.895	97.506
11	T	21.2684	18.3404	25.8446	13.7163	79.1697
	S	102.841	96.211	84.684	114.032	97.310
12	T	21.2220	18.9393	26.0944	13.7335	79.9892
	S	103.066	93.168	83.874	113.889	96.313
13	T		18.5738	26.1267		223.7291
	S		95.002	83.770		34.435
14	T	21.3997	18.2463	25.8440	13.7250	79.2150
	S	102.210	96.707	84.686	113.959	97.254
15	T	21.2022	18.1844	25.9332	13.7485	79.0683
	S	103.163	97.036	84.395	113.764	97.435
16	T	21.2822	18.3756	25.9282	13.6975	79.2835
	S	102.775	96.027	84.411	114.188	97.170
17	T	21.1697	18.2438	25.8663	13.7510	79.0308
	S	103.321	96.720	84.613	113.744	97.481
18	T	21.3576	18.4014	26.3068	13.6800	79.7458
	S	102.412	95.892	83.197	114.334	96.607
19	T		18.7411	26.2481		182.5989
	S		94.154	83.383		42.191

**Event:** NJMP RTI - MX-5 Open Test  
**Track:** New Jersey Motorsports Park  
**Report:** Section Data Report  
**Session:** USF2000 Test Session 1

2.14 mile(s)



**USF2000 Championship**  
**October 9, 2020**

**Section Data for Car 3 - Gold, Reece**

Lap	T/SF to I1	I1 to I2	I2 to I3	I3 to SF	Lap	
1	T		19.7343	27.3000		234.6068
	S		89.415	80.170		32.838
2	T	22.3392	18.9332	26.7231	13.8629	81.8584
	S	97.912	93.198	81.901	112.826	94.114
3	T	21.8753	18.5566	26.8616	14.5848	81.8783
	S	99.988	95.090	81.478	107.241	94.091
4	T	21.7700	18.4476	25.9839	13.9409	80.1424
	S	100.472	95.652	84.230	112.194	96.129
5	T	21.4030	18.2700	25.6779	13.6183	78.9692
	S	102.195	96.582	85.234	114.852	97.557
6	T	21.2441	18.2563	25.7773	13.7167	78.9944
	S	102.959	96.654	84.906	114.028	97.526
7	T	21.3875	18.1545	25.8250	13.7045	79.0715
	S	102.269	97.196	84.749	114.130	97.431
8	T	21.5951	18.3623	25.8077	13.7081	79.4732
	S	101.286	96.096	84.806	114.100	96.938
9	T	21.3507	18.2271	30.5641	13.7703	83.9122
	S	102.445	96.809	71.608	113.584	91.810

Event: NJMP RTI - MX-5 Open Test  
Track: New Jersey Motorsports Park  
Report: Section Data Report  
Session: USF2000 Test Session 1

2.14 mile(s)



USF2000 Championship  
October 9, 2020

Section Data for Car 4 - d'Orlando, Michael

Lap	T/SF to I1	I1 to I2	I2 to I3	I3 to SF	Lap	
1	T		19.9789	28.9224		224.3576
	S		88.320	75.673		34.338
2	T	23.9315	19.3625	27.4421	13.9614	84.6975
	S	91.397	91.132	79.755	112.030	90.959
3	T	22.3052	18.7361	27.3351	13.9651	82.3415
	S	98.061	94.179	80.067	112.000	93.562
4	T	22.0133	18.6876	26.2488	13.8717	80.8214
	S	99.361	94.423	83.380	112.754	95.321
5	T	21.5952	18.8803	27.0043	13.7502	81.2300
	S	101.285	93.460	81.048	113.750	94.842
6	T	21.4851	18.3480	25.8794	13.7375	79.4500
	S	101.804	96.171	84.571	113.856	96.967
7	T	21.5765	18.2452	25.9178	13.6870	79.4265
	S	101.373	96.713	84.445	114.276	96.995
8	T	21.3428	18.2826	25.9692	13.6887	79.2833
	S	102.483	96.515	84.278	114.261	97.171
9	T	21.3793	18.3221	26.1152	13.6951	79.5117
	S	102.308	96.307	83.807	114.208	96.891
10	T		18.8491	27.4855		189.0558
	S		93.614	79.629		40.750
11	T	21.5539	18.3690	26.1758	13.7668	79.8655
	S	101.479	96.061	83.613	113.613	96.462
12	T	21.3967	18.3134	26.1781	13.7074	79.5956
	S	102.225	96.353	83.606	114.106	96.789
13	T	21.3573	18.2342	25.8018	13.6980	79.0913
	S	102.413	96.771	84.825	114.184	97.406
14	T	21.2271	18.2142	25.7988	13.7020	78.9421
	S	103.042	96.877	84.835	114.151	97.591
15	T	21.1711	18.1666	25.8104	13.6686	78.8167
	S	103.314	97.131	84.797	114.429	97.746
16	T	22.0426	19.8105	27.4428	13.7101	83.0060
	S	99.229	89.071	79.753	114.083	92.813
17	T		20.3054	28.8645		315.5138
	S		86.900	75.825		24.417
18	T		18.8443	26.5059		273.3452
	S		93.638	82.572		28.184
19	T	21.7119	18.5302	26.2633	13.7551	80.2605
	S	100.741	95.225	83.334	113.710	95.987

**Event:** NJMP RTI - MX-5 Open Test  
**Track:** New Jersey Motorsports Park  
**Report:** Section Data Report  
**Session:** USF2000 Test Session 1

2.14 mile(s)



**USF2000 Championship**  
**October 9, 2020**

**Section Data for Car 4 - d'Orlando, Michael**

Lap	T/SF to I1	I1 to I2	I2 to I3	I3 to SF	Lap	
20	T	21.4434	18.4601	25.9573	13.6901	79.5509
	S	102.002	95.587	84.317	114.250	96.844
21	T	21.1935	18.2685	26.1036	13.6764	79.2420
	S	103.205	96.590	83.844	114.364	97.221
22	T	21.1416	18.2223	25.9034	13.6879	78.9552
	S	103.458	96.834	84.492	114.268	97.574
23	T	21.1785	18.1824	25.8768	13.8556	79.0933
	S	103.278	97.047	84.579	112.885	97.404
24	T	21.0624	18.1788	26.0769	13.6925	79.0106
	S	103.847	97.066	83.930	114.230	97.506

**Event:** NJMP RTI - MX-5 Open Test  
**Track:** New Jersey Motorsports Park  
**Report:** Section Data Report  
**Session:** USF2000 Test Session 1

2.14 mile(s)



**USF2000 Championship**  
**October 9, 2020**

**Section Data for Car 40 - Miller, Jack William**

Lap	T/SF to I1	I1 to I2	I2 to I3	I3 to SF	Lap	
1	T	23.7308	19.7039	27.4224	14.0943	84.9514
	S	92.170	89.553	79.812	110.973	90.687
2	T	22.4367	18.8188	26.6726	13.7846	81.7127
	S	97.486	93.765	82.056	113.467	94.282
3	T	21.9517	18.7721	26.3303	13.8353	80.8894
	S	99.640	93.998	83.122	113.051	95.241
4	T	21.7206	18.7163	26.1713	13.7722	80.3804
	S	100.700	94.279	83.627	113.569	95.844
5	T	21.7586	18.6709	26.1585	13.7696	80.3576
	S	100.525	94.508	83.668	113.590	95.871
6	T	21.3632	18.4459	26.0127	13.7756	79.5974
	S	102.385	95.661	84.137	113.541	96.787
7	T	21.4945	18.3660	25.9900	13.8006	79.6511
	S	101.760	96.077	84.211	113.335	96.722
8	T	21.3586	18.4972	26.1896	13.8339	79.8793
	S	102.407	95.395	83.569	113.062	96.446
9	T	21.2619	18.3407	25.8344	13.8171	79.2541
	S	102.873	96.209	84.718	113.200	97.206
10	T	21.1087	18.2160	25.7827	13.7959	78.9033
	S	103.619	96.868	84.888	113.374	97.639
11	T	24.9121	19.5592	30.2687	13.7720	88.5120
	S	87.800	90.216	72.307	113.570	87.039
12	T		21.2342	29.6770		625.6678
	S		83.099	73.749		12.313
13	T	23.4976	19.0025	26.3664	15.2320	84.0985
	S	93.085	92.859	83.009	102.685	91.607
14	T	21.6685	18.1757	25.7457	13.7857	79.3756
	S	100.943	97.083	85.010	113.457	97.058
15	T	20.9045	18.0389	25.2832	13.7488	77.9754
	S	104.632	97.819	86.565	113.762	98.800
16	T	20.9619	17.9944	25.5608	13.7360	78.2531
	S	104.345	98.061	85.625	113.868	98.450
17	T	23.8329	20.7325	29.2947	13.7096	87.5697
	S	91.775	85.110	74.711	114.087	87.976

**Event:** NJMP RTI - MX-5 Open Test  
**Track:** New Jersey Motorsports Park  
**Report:** Section Data Report  
**Session:** USF2000 Test Session 1

2.14 mile(s)



**USF2000 Championship**  
**October 9, 2020**

**Section Data for Car 41 - Vaccaro, Kent (R)**

Lap	T/SF to I1	I1 to I2	I2 to I3	I3 to SF	Lap	
1	T	24.7998	21.2224	30.1377	15.5214	91.6813
	S	88.197	83.145	72.621	100.770	84.030
2	T	23.5499	21.0050	29.1063	14.1030	87.7642
	S	92.878	84.006	75.195	110.905	87.781
3	T	22.8954	20.0413	28.0590	14.0244	85.0201
	S	95.533	88.045	78.001	111.526	90.614
4	T	22.4004	19.5883	27.9323	13.9703	83.8913
	S	97.644	90.082	78.355	111.958	91.833
5	T	22.3617	19.1973	28.1224	13.9696	83.6510
	S	97.813	91.916	77.825	111.964	92.097
6	T	22.4439	19.9014	28.2465	13.9907	84.5825
	S	97.455	88.664	77.483	111.795	91.083
7	T	22.8853	19.6324	27.5494	13.9486	84.0157
	S	95.575	89.879	79.444	112.132	91.697
8	T	22.3462	19.4880	27.3063	14.0239	83.1644
	S	97.881	90.545	80.151	111.530	92.636
9	T	22.2360	18.8100	27.0108	13.9139	81.9707
	S	98.366	93.809	81.028	112.412	93.985
10	T	22.1477	19.0583	26.9554	13.9642	82.1256
	S	98.758	92.587	81.195	112.007	93.808
11	T	22.0255	18.9627	27.1674	13.8952	82.0508
	S	99.306	93.053	80.561	112.563	93.893
12	T	21.9806	19.0272	27.2706	13.9428	82.2212
	S	99.509	92.738	80.256	112.179	93.698
13	T	23.3095	19.6150	27.7743	13.9116	84.6104
	S	93.836	89.959	78.801	112.431	91.053
14	T		21.2876	28.7854		807.3956
	S		82.891	76.033		9.542
15	T	22.5547	20.2123	27.3996	13.9713	84.1379
	S	96.976	87.301	79.878	111.950	91.564
16	T	21.9934	19.5075	27.9657	14.0234	83.4900
	S	99.451	90.455	78.261	111.534	92.275
17	T	22.0013	19.0276	26.7562	13.9475	81.7326
	S	99.416	92.736	81.799	112.141	94.259
18	T	21.8920	18.7998	27.5343	13.9208	82.1469
	S	99.912	93.860	79.488	112.356	93.783

**Event:** NJMP RTI - MX-5 Open Test  
**Track:** New Jersey Motorsports Park  
**Report:** Section Data Report  
**Session:** USF2000 Test Session 1

2.14 mile(s)



**USF2000 Championship**  
**October 9, 2020**

**Section Data for Car 44 - Brooks, Christian (R)**

Lap	T/SF to I1	I1 to I2	I2 to I3	I3 to SF	Lap	
1	T		19.4240	27.4652	696.1760	
	S		90.844	79.688	11.066	
2	T	22.3388	19.2582	26.7506	13.7315	82.0791
	S	97.914	91.626	81.816	113.905	93.861
3	T	21.7025	18.5061	26.2957	13.7416	80.2459
	S	100.784	95.349	83.232	113.822	96.005
4	T	21.4872	18.4985	26.2771	13.8127	80.0755
	S	101.794	95.389	83.291	113.236	96.209
5	T	21.6428	18.5636	26.1776	13.7322	80.1162
	S	101.062	95.054	83.607	113.900	96.160
6	T	21.3238	18.3869	26.1107	13.7424	79.5638
	S	102.574	95.968	83.821	113.815	96.828
7	T	21.2143	18.3030	26.0497	13.7259	79.2929
	S	103.104	96.407	84.018	113.952	97.159
8	T	21.1260	18.2674	25.9724	13.7562	79.1220
	S	103.535	96.595	84.268	113.701	97.369
9	T	21.3808	18.5427	26.9523	13.7058	80.5816
	S	102.301	95.161	81.204	114.119	95.605
10	T		19.6681	26.4927		284.2960
	S		89.716	82.613		27.099
11	T	21.2316	18.2694	25.8887	13.7677	79.1574
	S	103.020	96.585	84.540	113.606	97.325
12	T	21.1567	18.2429	25.9582	13.6616	79.0194
	S	103.384	96.725	84.314	114.488	97.495
13	T	21.7066	18.8380	26.0465	13.6812	80.2723
	S	100.765	93.669	84.028	114.324	95.973
14	T	21.2465	18.4196	26.0876	13.6385	79.3922
	S	102.947	95.797	83.896	114.682	97.037
15	T	21.6880	18.5600	26.2163	13.6952	80.1595
	S	100.852	95.072	83.484	114.207	96.108
16	T		19.1069	26.8643		220.0470
	S		92.351	81.470		35.011
17	T	21.2975	18.1051	25.6701	13.6215	78.6942
	S	102.701	97.461	85.260	114.825	97.898
18	T	20.9375	17.9069	25.4444	13.5799	77.8687
	S	104.467	98.540	86.016	115.177	98.936
19	T	20.9140	17.9332	25.5895	13.5727	78.0094
	S	104.584	98.395	85.529	115.238	98.757



**Event:** NJMP RTI - MX-5 Open Test  
**Track:** New Jersey Motorsports Park  
**Report:** Section Data Report  
**Session:** USF2000 Test Session 1

2.14 mile(s)



**USF2000 Championship**  
**October 9, 2020**

**Section Data for Car 44 - Brooks, Christian (R)**

Lap	T/SF to I1	I1 to I2	I2 to I3	I3 to SF	Lap	
20	T	20.7515	18.0059	25.6902	13.6162	78.0638
	S	105.403	97.998	85.193	114.870	98.689
21	T	20.9103	18.0121	25.6540	13.6337	78.2101
	S	104.603	97.964	85.314	114.722	98.504
22	T	24.1847	20.0136	28.6613	13.6477	
	S	90.440	88.167	76.362	114.605	

**Event:** NJMP RTI - MX-5 Open Test  
**Track:** New Jersey Motorsports Park  
**Report:** Section Data Report  
**Session:** USF2000 Test Session 1

2.14 mile(s)



**USF2000 Championship**  
**October 9, 2020**

**Section Data for Car 5 - Brichacek, Wyatt (R)**

Lap	T/SF to I1	I1 to I2	I2 to I3	I3 to SF	Lap	
1	T	23.9805	19.7415	27.9603	14.5859	86.2682
	S	91.210	89.383	78.277	107.233	89.303
2	T	23.0124	19.4627	27.4545	13.9306	83.8602
	S	95.048	90.663	79.719	112.277	91.867
3	T	22.5197	19.1364	27.1484	14.0011	82.8056
	S	97.127	92.209	80.618	111.712	93.037
4	T	22.3625	19.1603	27.0806	13.9014	82.5048
	S	97.810	92.094	80.819	112.513	93.376
5	T	22.2245	19.0316	27.0156	13.9924	82.2641
	S	98.417	92.717	81.014	111.781	93.650
6	T	22.0855	19.1617	27.3969	13.9827	82.6268
	S	99.037	92.087	79.886	111.859	93.239
7	T	22.3822	19.1029	27.1556	14.0059	82.6466
	S	97.724	92.371	80.596	111.674	93.216
8	T	22.3032	19.2380	27.3102	13.9960	82.8474
	S	98.070	91.722	80.140	111.753	92.990
9	T	22.5513	19.1882	27.4150	13.8977	83.0522
	S	96.991	91.960	79.834	112.543	92.761
10	T	38.5848	21.4803	27.9958	126.3174	214.3783
	S	56.687	82.147	78.177	12.382	35.936
11	T	22.2112	19.0743	27.2763	13.9370	82.4988
	S	98.476	92.509	80.239	112.226	93.383
12	T	23.8398	19.3981	27.6030	13.9990	84.8399
	S	91.749	90.965	79.290	111.729	90.806
13	T	22.7621	19.1644	27.9835	13.8934	83.8034
	S	96.093	92.074	78.212	112.578	91.929
14	T	22.4869	19.6657	27.9613	13.9890	84.1029
	S	97.269	89.727	78.274	111.809	91.602
15	T	23.2153	19.8564	27.8561	13.9688	84.8966
	S	94.217	88.865	78.569	111.970	90.746
16	T		19.7697	27.9475		207.8504
	S		89.255	78.312		37.065
17	T	22.1085	18.7006	26.0018	13.7739	80.5848
	S	98.934	94.358	84.172	113.555	95.601
18	T	21.4662	18.3958	25.7601	13.7610	79.3831
	S	101.894	95.921	84.962	113.661	97.048
19	T	21.1495	18.2763	25.5645	13.7082	78.6985
	S	103.420	96.548	85.612	114.099	97.893

**Event:** NJMP RTI - MX-5 Open Test  
**Track:** New Jersey Motorsports Park  
**Report:** Section Data Report  
**Session:** USF2000 Test Session 1

2.14 mile(s)



**USF2000 Championship**  
**October 9, 2020**

**Section Data for Car 5 - Brichacek, Wyatt (R)**

Lap	T/SF to I1	I1 to I2	I2 to I3	I3 to SF	Lap	
20	T	21.2479	18.1623	25.6415	13.7285	78.7802
	S	102.941	97.154	85.355	113.930	97.791
21	T	21.1759	18.1743	25.8009	13.7509	78.9020
	S	103.291	97.090	84.828	113.745	97.640
22	T	21.3223	18.1769	25.6253	13.7084	78.8329
	S	102.581	97.076	85.409	114.097	97.726
23	T	21.1925	18.2531	25.6789	13.7456	78.8701
	S	103.210	96.671	85.231	113.788	97.680
24	T	21.1489	18.2031	25.7916	13.7108	78.8544
	S	103.423	96.937	84.858	114.077	97.699
25	T	21.2454	18.2941	25.9274	13.7625	79.2294
	S	102.953	96.454	84.414	113.649	97.237
26	T	21.3737	20.2928	26.8994	13.7192	82.2851
	S	102.335	86.954	81.364	114.007	93.626
27	T	21.2801	18.2037	25.9441	13.7295	79.1574
	S	102.785	96.933	84.360	113.922	97.325
28	T	21.4081	18.2630	25.8835	13.7170	79.2716
	S	102.170	96.619	84.557	114.026	97.185

**Event:** NJMP RTI - MX-5 Open Test  
**Track:** New Jersey Motorsports Park  
**Report:** Section Data Report  
**Session:** USF2000 Test Session 1

2.14 mile(s)



**USF2000 Championship**  
**October 9, 2020**

**Section Data for Car 6 - Rasmussen, Christian**

Lap	T/SF to I1	I1 to I2	I2 to I3	I3 to SF	Lap	
1	T	24.4414	19.5654	26.9530	14.4088	85.3686
	S	89.490	90.187	81.202	108.551	90.244
2	T	22.2896	18.8436	26.6573	13.8702	81.6607
	S	98.130	93.642	82.103	112.766	94.342
3	T	22.1395	18.9948	26.4451	13.7929	81.3723
	S	98.795	92.896	82.762	113.398	94.676
4	T	21.8664	18.7805	26.2798	13.7537	80.6804
	S	100.029	93.956	83.282	113.721	95.488
5	T	21.4753	18.6143	26.3222	13.7895	80.2013
	S	101.851	94.795	83.148	113.426	96.058
6	T	21.6215	18.5488	26.0833	13.8708	80.1244
	S	101.162	95.130	83.909	112.761	96.150
7	T	22.4798	19.4675	26.4393	13.7648	82.1514
	S	97.299	90.641	82.780	113.630	93.778
8	T	21.6713	18.4571	26.3222	13.7706	80.2212
	S	100.929	95.603	83.148	113.582	96.034
9	T		19.2683	26.6249		437.3125
	S		91.578	82.203		17.617
10	T	21.5995	18.5414	26.0897	13.7974	80.0280
	S	101.265	95.168	83.889	113.361	96.266
11	T	21.3637	18.5151	26.2415	13.7745	79.8948
	S	102.383	95.303	83.404	113.550	96.427
12	T	21.3635	18.3581	26.2161	13.7501	79.6878
	S	102.384	96.118	83.484	113.751	96.677
13	T	21.4348	18.5321	26.4139	13.7118	80.0926
	S	102.043	95.216	82.859	114.069	96.189
14	T	21.2874	18.4167	26.3114	13.7059	79.7214
	S	102.750	95.812	83.182	114.118	96.637
15	T	21.2969	18.4141	26.3710	13.6733	79.7553
	S	102.704	95.826	82.994	114.390	96.595
16	T		23.1398	32.6179		338.6301
	S		76.256	67.099		22.750
17	T	22.7974	18.5623	25.8177	15.0590	82.2364
	S	95.944	95.061	84.773	103.864	93.681
18	T	20.8979	18.0733	25.3986	13.6249	77.9947
	S	104.665	97.633	86.172	114.797	98.776
19	T	20.8066	18.0134	25.2620	13.6022	77.6842
	S	105.124	97.957	86.637	114.988	99.171

**Event:** NJMP RTI - MX-5 Open Test  
**Track:** New Jersey Motorsports Park  
**Report:** Section Data Report  
**Session:** USF2000 Test Session 1

2.14 mile(s)



**USF2000 Championship**  
**October 9, 2020**

**Section Data for Car 6 - Rasmussen, Christian**

Lap	T/SF to I1	I1 to I2	I2 to I3	I3 to SF	Lap	
20	T	20.7786	18.0361	25.3080	13.6521	77.7748
	S	105.266	97.834	86.480	114.568	99.055
21	T	21.8744	21.1280	27.5048	13.6367	84.1439
	S	99.992	83.517	79.573	114.697	91.557
22	T		19.5978	25.7258		223.0246
	S		90.038	85.076		34.543
23	T	20.9007	18.0763	25.4746	13.6576	78.1092
	S	104.651	97.617	85.914	114.522	98.631
24	T	20.9173	18.0360	26.0579	13.6435	
	S	104.568	97.835	83.991	114.640	

**Event:** NJMP RTI - MX-5 Open Test  
**Track:** New Jersey Motorsports Park  
**Report:** Section Data Report  
**Session:** USF2000 Test Session 1

2.14 mile(s)



**USF2000 Championship**  
**October 9, 2020**

**Section Data for Car 7 - Bogle, Christian**

Lap	T/SF to I1	I1 to I2	I2 to I3	I3 to SF	Lap	
1	T	23.8522	19.6089	27.9054	14.6728	86.0393
	S	91.701	89.987	78.431	106.598	89.540
2	T	23.1514	19.1973	27.3501	14.0938	83.7926
	S	94.477	91.916	80.023	110.977	91.941
3	T	22.3415	18.8189	26.9080	14.0546	82.1230
	S	97.902	93.765	81.338	111.287	93.811
4	T	22.1108	18.6746	26.5336	13.9366	81.2556
	S	98.923	94.489	82.485	112.229	94.812
5	T	22.0498	18.6643	26.2737	13.9364	80.9242
	S	99.197	94.541	83.301	112.231	95.200
6	T	21.8741	18.5692	26.2987	13.9573	80.6993
	S	99.994	95.025	83.222	112.063	95.466
7	T	21.4700	18.5230	26.1680	13.8733	80.0343
	S	101.876	95.262	83.638	112.741	96.259
8	T	21.6385	18.6036	26.1919	13.7970	80.2310
	S	101.082	94.850	83.562	113.365	96.023
9	T	21.6223	18.8584	27.2113	13.8949	81.5869
	S	101.158	93.568	80.431	112.566	94.427
10	T	21.5828	18.5490	26.1626	13.9282	80.2226
	S	101.343	95.129	83.655	112.297	96.033
11	T	21.4781	18.5813	26.3298	13.8739	80.2631
	S	101.837	94.964	83.124	112.736	95.984
12	T	21.6749	18.6093	26.2472	13.9417	80.4731
	S	100.913	94.821	83.386	112.188	95.734
13	T	21.5624	18.4708	26.2880	13.8053	80.1265
	S	101.439	95.532	83.256	113.296	96.148
14	T	21.5186	18.5016	26.5464	13.8531	80.4197
	S	101.646	95.373	82.446	112.905	95.797
15	T	21.9602	18.8698	26.7691	13.8279	81.4270
	S	99.602	93.512	81.760	113.111	94.612
16	T	21.3900	18.4786	26.3008	13.8260	79.9954
	S	102.257	95.491	83.216	113.127	96.306
17	T		19.0604	26.2744		459.9347
	S		92.577	83.299		16.750
18	T	21.7647	18.6393	26.0712	13.8183	80.2935
	S	100.496	94.668	83.948	113.190	95.948
19	T	21.3795	18.4453	26.0562	13.8142	79.6952
	S	102.307	95.664	83.997	113.223	96.668

**Event:** NJMP RTI - MX-5 Open Test  
**Track:** New Jersey Motorsports Park  
**Report:** Section Data Report  
**Session:** USF2000 Test Session 1

2.14 mile(s)



**USF2000 Championship**  
**October 9, 2020**

**Section Data for Car 7 - Bogle, Christian**

Lap	T/SF to I1	I1 to I2	I2 to I3	I3 to SF	Lap	
20	T	21.3933	18.4581	26.1354	13.7915	79.7783
	S	102.241	95.597	83.742	113.410	96.568
21	T	21.4157	18.4430	26.0659	13.8554	79.7800
	S	102.134	95.676	83.966	112.887	96.566
22	T	21.5066	18.4198	26.2777	13.8017	80.0058
	S	101.702	95.796	83.289	113.326	96.293
23	T	21.5531	18.6734	26.1895	13.7736	80.1896
	S	101.483	94.495	83.569	113.557	96.072
24	T	21.4623	18.5061	26.1321	13.8082	79.9087
	S	101.912	95.349	83.753	113.273	96.410
25	T	21.6065	18.4683	26.1379	13.8107	80.0234
	S	101.232	95.545	83.734	113.252	96.272
26	T	21.8683	18.5188	26.5646	13.9117	80.8634
	S	100.020	95.284	82.389	112.430	95.272

**Event:** NJMP RTI - MX-5 Open Test  
**Track:** New Jersey Motorsports Park  
**Report:** Section Data Report  
**Session:** USF2000 Test Session 1

2.14 mile(s)



**USF2000 Championship**  
**October 9, 2020**

**Section Data for Car 8 - Dupell, Kyle**

Lap	T/SF to I1	I1 to I2	I2 to I3	I3 to SF	Lap	
1	T		19.6814	27.2951		193.7982
	S		89.655	80.184		39.753
2	T	22.4445	18.7923	26.5647	13.7887	81.5902
	S	97.453	93.897	82.389	113.433	94.423
3	T	21.7738	18.4788	26.0878	13.6914	80.0318
	S	100.454	95.490	83.895	114.239	96.262
4	T	21.6612	18.8529	26.7693	13.7200	81.0034
	S	100.977	93.595	81.759	114.001	95.107
5	T	21.2843	18.2115	26.1193	13.8044	79.4195
	S	102.765	96.892	83.794	113.304	97.004
6	T	21.3491	18.3871	26.2092	13.6831	79.6285
	S	102.453	95.966	83.506	114.308	96.749
7	T	21.2214	19.1392	26.4461	13.7681	80.5748
	S	103.069	92.195	82.758	113.603	95.613
8	T	21.5264	18.3563	26.1444	13.7061	79.7332
	S	101.609	96.128	83.713	114.116	96.622
9	T		18.5447	26.3177		222.3141
	S		95.151	83.162		34.654
10	T	21.5650	18.3673	26.3437	13.7840	80.0600
	S	101.427	96.070	83.080	113.471	96.228
11	T	22.1673	18.6990	26.1901	13.6676	80.7240
	S	98.671	94.366	83.567	114.438	95.436
12	T	21.7945	18.3245	26.2452	13.7011	80.0653
	S	100.359	96.294	83.392	114.158	96.221
13	T	21.5706	18.4248	26.1690	13.6945	79.8589
	S	101.401	95.770	83.635	114.213	96.470
14	T	21.2536	18.4894	26.2107	13.7049	79.6586
	S	102.913	95.436	83.502	114.126	96.713
15	T		20.6024	28.7633		283.4635
	S		85.648	76.091		27.178
16	T	23.2568	18.5168	26.0792	14.3766	82.2294
	S	94.049	95.294	83.923	108.794	93.689
17	T	21.3814	18.1297	25.7240	13.7040	78.9391
	S	102.298	97.329	85.081	114.134	97.594
18	T	21.1601	18.0999	25.6458	13.7010	78.6068
	S	103.368	97.489	85.341	114.159	98.007
19	T	21.0520	18.1140	25.6787	13.7079	78.5526
	S	103.899	97.413	85.232	114.101	98.074



**Event:** NJMP RTI - MX-5 Open Test  
**Track:** New Jersey Motorsports Park  
**Report:** Section Data Report  
**Session:** USF2000 Test Session 1

2.14 mile(s)



**USF2000 Championship**  
**October 9, 2020**

**Section Data for Car 8 - Dupell, Kyle**

Lap	T/SF to I1	I1 to I2	I2 to I3	I3 to SF	Lap	
20	T	21.1325	18.5372	29.8562	13.6741	83.2000
	S	103.503	95.189	73.306	114.383	92.596
21	T	21.1576	18.1991	25.9573	13.6893	79.0033
	S	103.380	96.958	84.317	114.256	97.515
22	T		18.2839	28.6026		187.1343
	S		96.508	76.519		41.168
23	T	21.0908	18.0702	25.8843	13.7129	78.7582
	S	103.707	97.649	84.555	114.060	97.818
24	T	20.9138	18.0793	25.9346	13.7151	78.6428
	S	104.585	97.600	84.391	114.042	97.962
25	T	21.1498	18.1040	26.3739	13.6358	79.2635
	S	103.418	97.467	82.985	114.705	97.195
26	T		19.2795	28.1999		136.9618
	S		91.524	77.611		56.249

**Event:** NJMP RTI - MX-5 Open Test  
**Track:** New Jersey Motorsports Park  
**Report:** Section Data Report  
**Session:** USF2000 Test Session 1

2.14 mile(s)



**USF2000 Championship**  
**October 9, 2020**

**Section Data for Car 9 - Siegel, Nolan**

Lap	T/SF to I1	I1 to I2	I2 to I3	I3 to SF	Lap	
1	T	23.5764	19.3946	27.3453	14.1927	84.5090
	S	92.774	90.981	80.037	110.204	91.162
2	T	22.5127	18.9610	26.5253	13.8013	81.8003
	S	97.157	93.062	82.511	113.329	94.181
3	T	22.0335	18.7457	26.7414	13.8050	81.3256
	S	99.270	94.131	81.844	113.299	94.730
4	T	21.9398	18.6023	26.4625	13.7178	80.7224
	S	99.694	94.856	82.707	114.019	95.438
5	T	21.7076	18.5516	26.3143	13.8066	80.3801
	S	100.761	95.116	83.173	113.286	95.845
6	T	21.6502	18.4156	26.1445	13.9135	80.1238
	S	101.028	95.818	83.713	112.415	96.151
7	T	21.7180	19.3005	26.6936	13.7665	81.4786
	S	100.712	91.425	81.991	113.616	94.552
8	T	21.6856	18.4868	26.2922	13.7290	80.1936
	S	100.863	95.449	83.243	113.926	96.068
9	T	21.3856	18.5330	26.1174	13.7481	79.7841
	S	102.278	95.211	83.800	113.768	96.561
10	T	21.5593	18.4194	26.0152	13.7069	79.7008
	S	101.454	95.798	84.129	114.110	96.662
11	T	21.5680	18.3992	26.2560	13.7463	79.9695
	S	101.413	95.903	83.358	113.783	96.337
12	T	21.5397	18.6959	26.7821	13.8866	80.9043
	S	101.546	94.381	81.720	112.633	95.224
13	T	21.5091	18.9757	26.5989	13.7331	80.8168
	S	101.691	92.990	82.283	113.892	95.327
14	T		18.8011	26.7336		411.4466
	S		93.853	81.868		18.724
15	T	21.7401	18.5069	26.3363	13.7447	80.3280
	S	100.610	95.345	83.103	113.796	95.907
16	T	21.4270	18.4243	26.1849	13.7496	79.7858
	S	102.080	95.773	83.584	113.755	96.559
17	T	21.3762	18.4425	26.1795	13.7238	79.7220
	S	102.323	95.678	83.601	113.969	96.636
18	T	21.7268	18.4796	26.3959	13.7328	80.3351
	S	100.672	95.486	82.916	113.895	95.898
19	T	21.6309	18.5653	26.5259	13.8364	80.5585
	S	101.118	95.045	82.509	113.042	95.632

**Event:** NJMP RTI - MX-5 Open Test  
**Track:** New Jersey Motorsports Park  
**Report:** Section Data Report  
**Session:** USF2000 Test Session 1

2.14 mile(s)



**USF2000 Championship**  
**October 9, 2020**

**Section Data for Car 9 - Siegel, Nolan**

Lap	T/SF to I1	I1 to I2	I2 to I3	I3 to SF	Lap	
20	T	21.8180	18.6127	26.8301	13.7189	80.9797
	S	100.251	94.803	81.574	114.010	95.135
21	T		19.4052	26.6447		215.5193
	S		90.932	82.142		35.746
22	T	21.2351	18.1668	25.4499	13.6207	78.4725
	S	103.003	97.130	85.998	114.832	98.175
23	T	20.9300	18.0114	25.3660	13.5955	77.9029
	S	104.504	97.968	86.282	115.045	98.892
24	T	20.8029	18.0501	25.4880	13.6184	77.9594
	S	105.143	97.758	85.869	114.851	98.821
25	T	20.8187	18.0188	25.5211	13.6205	77.9791
	S	105.063	97.928	85.758	114.834	98.796
26	T	20.7821	17.9994	25.6675	13.6013	78.0503
	S	105.248	98.034	85.269	114.996	98.706
27	T	21.3463	18.2599	26.2435	13.6237	79.4734
	S	102.466	96.635	83.397	114.807	96.938

**Event:** NJMP RTI - MX-5 Open Test  
**Track:** New Jersey Motorsports Park  
**Report:** Section Data Report  
**Session:** USF2000 Test Session 1

2.14 mile(s)








**USF2000 Championship**  
**October 9, 2020**

Section Data for Car

Report Support Information

Section Legend	
Name	Length
SF to I1	0.607576 miles
I1 to I2	0.490152 miles
I2 to I3	0.607955 miles
I3 to SF	0.434470 miles
Lap	2.140000 miles
SFP to I1	0.607576 miles
I3 to SFP	0.434470 miles

Color Legend	
	Fastest Lap
	Section Under Caution
	Section Under Green
	Section Time Data
	Section Speed Data

