

Event: Chris Griffis Memorial OT - USF2000

Track: Indianapolis Motor Speedway RC

2.439 mile(s)



Report: Section Data Report

USF2000

Session: Test Session 1

September 22, 2018

Section Data for Car 11 - Bjerke, Ryan (R)

Lap	T/S	I2 to I3A	I5 to I6	Lap
1	T	4.3423	8.9384	93.2322
	S	89.971	82.611	94.178
2	T	4.2710	8.2103	90.0759
	S	91.473	89.937	97.478
3	T	4.2457	8.2386	89.7799
	S	92.018	89.628	97.799
4	T	4.2398	8.1458	89.1590
	S	92.146	90.649	98.480
5	T	4.1738	8.0720	88.8897
	S	93.603	91.478	98.779
6	T	4.2351	7.9637	88.1898
	S	92.249	92.722	99.563
7	T	4.1695	8.0240	88.1430
	S	93.700	92.025	99.615
8	T	4.1560	8.0276	88.5656
	S	94.004	91.984	99.140
9	T	4.1800	7.9110	87.9781
	S	93.465	93.340	99.802
10	T	4.2162	7.9605	87.4768
	S	92.662	92.759	100.374
11	T	4.1351	7.9985	88.1104
	S	94.479	92.318	99.652
12	T	4.1782	8.0093	114.2974
	S	93.505	92.194	76.821
13	T	4.2974	8.0553	320.2726
	S	90.911	91.667	27.415
14	T	4.0839	8.0833	94.4128
	S	95.664	91.350	93.000
15	T	4.1685	7.9441	87.5609
	S	93.722	92.951	100.278
16	T	4.0960	8.0033	90.3675
	S	95.381	92.263	97.163
17	T	4.1425	7.9980	88.9296
	S	94.311	92.324	98.734
18	T	4.0776	8.0027	87.6760
	S	95.812	92.270	100.146
19	T	4.1295	7.9666	87.9033
	S	94.608	92.688	99.887

**Event:** Chris Griffis Memorial OT - USF2000

**Track:** Indianapolis Motor Speedway RC

2.439 mile(s)



**Report:** Section Data Report

USF2000

**Session:** Test Session 1

September 22, 2018

**Section Data for Car 11 - Bjerke, Ryan (R)**

Lap	T/S	I2 to I3A	I5 to I6	Lap
20	T	4.1413	8.2343	87.9857
	S	94.338	89.675	99.793
21	T	4.1152	7.9693	87.6799
	S	94.936	92.657	100.142
22	T	4.1428	8.1780	88.2702
	S	94.304	90.292	99.472
23	T	4.1728	7.9498	88.2706
	S	93.626	92.884	99.471
24	T	4.0875	8.1617	88.7005
	S	95.580	90.472	98.989
25	T	4.0901	7.9327	88.3537
	S	95.519	93.084	99.378
26	T	4.1196	7.9376	
	S	94.835	93.027	

Event: Chris Griffis Memorial OT - USF2000

Track: Indianapolis Motor Speedway RC

2.439 mile(s)



Report: Section Data Report

USF2000

Session: Test Session 1

September 22, 2018

Section Data for Car 12 - Porto, Francisco (R)

Lap	T/S	I2 to I3A	I5 to I6	Lap
1	T	4.6006	9.1085	178.0721
	S	84.920	81.068	49.308
2	T	4.8981	8.6306	95.9268
	S	79.762	85.557	91.532
3	T	4.1713	8.4019	99.2163
	S	93.659	87.886	88.498
4	T	4.1644	8.3246	91.0403
	S	93.815	88.702	96.445
5	T	4.1294	8.2275	89.9044
	S	94.610	89.749	97.664
6	T	4.1211	8.1254	88.9292
	S	94.800	90.877	98.735
7	T	4.1330	8.1355	88.8725
	S	94.527	90.764	98.798
8	T	4.0935	8.0121	90.1293
	S	95.440	92.162	97.420
9	T	11.3822	16.2912	190.7351
	S	34.324	45.326	46.035
10	T	4.6673	8.2966	449.4124
	S	83.706	89.001	19.538
11	T	4.1068	7.9907	87.9885
	S	95.130	92.409	99.790
12	T	4.0914	7.9704	87.4138
	S	95.489	92.644	100.446
13	T	4.1008	7.9261	87.6043
	S	95.270	93.162	100.228
14	T	4.0759	7.9586	87.8462
	S	95.852	92.781	99.952
15	T	4.0635	8.0238	87.2709
	S	96.144	92.027	100.611
16	T	4.0919	8.0346	111.9698
	S	95.477	91.904	78.418
17	T	5.6921	8.0158	252.7852
	S	68.636	92.119	34.735
18	T	4.0894	7.9586	87.4879
	S	95.535	92.781	100.361
19	T	4.1022	7.9672	87.3913
	S	95.237	92.681	100.472

**Event:** Chris Griffis Memorial OT - USF2000

**Track:** Indianapolis Motor Speedway RC

2.439 mile(s)



**Report:** Section Data Report

USF2000

**Session:** Test Session 1

September 22, 2018

**Section Data for Car 12 - Porto, Francisco (R)**

Lap	T/S	I2 to I3A	I5 to I6	Lap
20	T	4.0913	7.9432	87.3062
	S	95.491	92.961	100.570
21	T	4.9459	8.7724	
	S	78.991	84.174	

Event: Chris Griffis Memorial OT - USF2000

Track: Indianapolis Motor Speedway RC

2.439 mile(s)



Report: Section Data Report

USF2000

Session: Test Session 1

September 22, 2018

Section Data for Car 2 - Keane, Darren

Lap	T/S	I2 to I3A	I5 to I6	Lap
1	T	4.3619	8.4011	154.9708
	S	89.567	87.894	56.658
2	T	4.0931	8.0164	88.7301
	S	95.449	92.112	98.956
3	T	3.9855	7.9825	87.2619
	S	98.026	92.503	100.621
4	T	4.0656	7.8873	86.9781
	S	96.095	93.620	100.950
5	T	4.0105	7.9102	87.4949
	S	97.415	93.349	100.353
6	T	4.0356	9.7989	90.3357
	S	96.809	75.356	97.197
7	T	3.9783	7.8316	86.4465
	S	98.203	94.286	101.570
8	T	3.9335	7.9355	86.6715
	S	99.322	93.051	101.307
9	T	3.9393	7.7977	85.8890
	S	99.175	94.696	102.230
10	T	3.9389	7.8047	85.7238
	S	99.186	94.611	102.427
11	T	3.9316	7.7463	85.1784
	S	99.370	95.324	103.082
12	T	4.1379	7.7133	87.1147
	S	94.415	95.732	100.791
13	T	3.9535	7.7872	106.1586
	S	98.819	94.823	82.710
14	T	4.1086	7.8640	271.6574
	S	95.089	93.897	32.322
15	T	3.9540	7.7209	85.8247
	S	98.807	95.638	102.306
16	T	3.9593	7.9019	86.2544
	S	98.674	93.447	101.797
17	T	3.9468	7.8468	85.2495
	S	98.987	94.103	102.996
18	T	3.9756	7.8129	85.5255
	S	98.270	94.512	102.664
19	T	3.9778	7.8411	85.3800
	S	98.216	94.172	102.839

Event: Chris Griffis Memorial OT - USF2000

Track: Indianapolis Motor Speedway RC

2.439 mile(s)



Report: Section Data Report

USF2000

Session: Test Session 1

September 22, 2018

Section Data for Car 2 - Keane, Darren

Lap	T/S	I2 to I3A	I5 to I6	Lap
20	T	3.9471	7.7578	85.0128
	S	98.979	95.183	103.283
21	T	3.9414	7.8853	85.3653
	S	99.123	93.644	102.857
22	T	3.9208	7.9805	85.5221
	S	99.643	92.527	102.668
23	T	3.9351	8.0458	107.7375
	S	99.281	91.776	81.498
24	T	5.4638	7.8024	192.2801
	S	71.504	94.639	45.665
25	T	3.9186	7.7756	85.7283
	S	99.699	94.965	102.421
26	T	3.9433	7.9595	
	S	99.075	92.771	

Event: Chris Griffis Memorial OT - USF2000

Track: Indianapolis Motor Speedway RC

2.439 mile(s)



Report: Section Data Report

USF2000

Session: Test Session 1

September 22, 2018

Section Data for Car 21 - Sundaramoorthy, Yuven (R)

Lap	T/S	I2 to I3A	I5 to I6	Lap
1	T	4.2870	8.5260	92.9364
	S	91.132	86.607	94.478
2	T	4.2759	8.5306	91.0657
	S	91.368	86.560	96.418
3	T	4.1074	8.4904	89.4215
	S	95.117	86.970	98.191
4	T	4.0433	8.2004	90.2019
	S	96.624	90.045	97.342
5	T	4.0151	8.2025	87.1473
	S	97.303	90.022	100.754
6	T	4.0522	8.0074	86.7813
	S	96.412	92.216	101.178
7	T	4.0318	8.0486	87.0164
	S	96.900	91.744	100.905
8	T	3.9930	7.9477	86.6434
	S	97.842	92.909	101.340
9	T	4.0072	7.9045	86.6823
	S	97.495	93.416	101.294
10	T	3.9345	7.9114	92.3448
	S	99.296	93.335	95.083
11	T	3.9801	7.8501	86.7607
	S	98.159	94.064	101.203
12	T	3.9843	7.9514	88.5451
	S	98.055	92.865	99.163
13	T	3.9822	7.9527	106.4861
	S	98.107	92.850	82.456
14	T	4.1739	8.0729	384.9571
	S	93.601	91.468	22.809
15	T	4.0227	7.8457	87.3919
	S	97.119	94.116	100.472
16	T	3.9805	7.8889	86.6670
	S	98.149	93.601	101.312
17	T	4.7482	8.3192	94.7036
	S	82.280	88.760	92.715
18	T	3.9836	7.9026	87.4797
	S	98.073	93.439	100.371
19	T	4.1062	7.8987	86.6351
	S	95.144	93.485	101.349

Event: Chris Griffis Memorial OT - USF2000

Track: Indianapolis Motor Speedway RC

2.439 mile(s)



Report: Section Data Report

USF2000

Session: Test Session 1

September 22, 2018

Section Data for Car 21 - Sundaramoorthy, Yuven (R)

Lap	T/S	I2 to I3A	I5 to I6	Lap
20	T	4.0143	7.9172	90.7584
	S	97.323	93.266	96.745
21	T	4.0407	7.9908	86.4530
	S	96.687	92.407	101.563
22	T	3.9702	7.8144	112.0200
	S	98.404	94.493	78.382
23	T	4.0620	7.8439	187.6377
	S	96.180	94.138	46.794
24	T	4.0633	7.8357	86.1780
	S	96.149	94.237	101.887
25	T	3.9875	7.7791	85.9771
	S	97.977	94.922	102.125
26	T	4.0279		
	S	96.994		



Event: Chris Griffis Memorial OT - USF2000

Track: Indianapolis Motor Speedway RC

2.439 mile(s)



Report: Section Data Report

USF2000

Session: Test Session 1

September 22, 2018

Section Data for Car 22 - McElrea, Hunter (R)

Lap	T/S	I2 to I3A	I5 to I6	Lap
1	T	4.2521	8.4564	94.3068
	S	91.880	87.320	93.105
2	T	4.1632	8.1592	92.2884
	S	93.842	90.500	95.141
3	T	4.0414	8.0572	88.3050
	S	96.670	91.646	99.433
4	T	4.0140	8.0601	86.5834
	S	97.330	91.613	101.410
5	T	4.0261	7.7606	85.8088
	S	97.037	95.148	102.325
6	T	4.0230	7.7685	85.5245
	S	97.112	95.052	102.665
7	T	4.0429	7.7870	86.1140
	S	96.634	94.826	101.963
8	T	4.0304	7.7996	85.3206
	S	96.934	94.673	102.911
9	T	4.0118	7.7281	85.4347
	S	97.383	95.549	102.773
10	T	4.0000	7.6898	85.2094
	S	97.670	96.024	103.045
11	T	4.0107	7.6952	85.1484
	S	97.410	95.957	103.119
12	T	3.9926	7.7103	85.0746
	S	97.851	95.769	103.208
13	T	4.0431	7.8044	107.4798
	S	96.629	94.614	81.693
14	T	4.1696	7.9403	324.1286
	S	93.698	92.995	27.089
15	T	4.0081	7.7990	85.5603
	S	97.473	94.680	102.622
16	T	4.0189	7.7455	85.2776
	S	97.211	95.334	102.963
17	T	3.9870	7.8716	85.1965
	S	97.989	93.807	103.061
18	T		11.2126	96.2997
	S		65.855	91.178
19	T	4.0218	7.7734	85.5393
	S	97.141	94.992	102.648

**Event:** Chris Griffis Memorial OT - USF2000

**Track:** Indianapolis Motor Speedway RC

2.439 mile(s)



**Report:** Section Data Report

USF2000

**Session:** Test Session 1

September 22, 2018

**Section Data for Car 22 - McElrea, Hunter (R)**

Lap	T/S	I2 to I3A	I5 to I6	Lap
20	T	3.9931	7.7654	85.4056
	S	97.839	95.090	102.808
21	T	3.9876	7.8019	85.4619
	S	97.974	94.645	102.741
22	T	4.0111	7.7438	85.4067
	S	97.400	95.355	102.807
23	T	3.9980	7.7830	107.4604
	S	97.719	94.875	81.708
24	T	4.0279	7.8064	191.4506
	S	96.994	94.590	45.862
25	T	4.0076	7.7436	85.1043
	S	97.485	95.357	103.172
26	T	3.9745	7.7751	
	S	98.297	94.971	

Event: Chris Griffis Memorial OT - USF2000

Track: Indianapolis Motor Speedway RC

2.439 mile(s)



Report: Section Data Report

USF2000

Session: Test Session 1

September 22, 2018

Section Data for Car 24 - Cusson, Logan (R)

Lap	T/S	I2 to I3A	I5 to I6	Lap
1	T	4.3001	8.3320	94.1604
	S	90.854	88.623	93.249
2	T	4.2046	8.1811	91.7407
	S	92.918	90.258	95.709
3	T	4.0827	8.6133	95.6899
	S	95.692	85.729	91.759
4	T	4.1864	8.1641	89.7591
	S	93.322	90.446	97.822
5	T	4.0905	8.0563	88.4044
	S	95.510	91.656	99.321
6	T	4.1672	8.1167	88.6479
	S	93.752	90.974	99.048
7	T	4.0946	7.9428	88.2580
	S	95.414	92.966	99.486
8	T	4.0668	8.7539	88.5533
	S	96.066	84.352	99.154
9	T	4.0779	8.1245	88.0144
	S	95.805	90.887	99.761
10	T	4.0671	7.9812	87.7213
	S	96.059	92.519	100.094
11	T	4.0382	7.9866	86.7603
	S	96.747	92.456	101.203
12	T	4.0442	8.2833	87.1207
	S	96.603	89.144	100.784
13	T	4.1539	7.9343	113.9917
	S	94.052	93.065	77.027
14	T	4.1624	8.0223	405.2980
	S	93.860	92.045	21.664
15	T	4.0491	8.0429	87.5816
	S	96.486	91.809	100.254
16	T	4.0381	8.0361	87.2893
	S	96.749	91.886	100.590
17	T	4.0267	8.0271	105.7651
	S	97.023	91.990	83.018
18	T	4.0892	7.9767	87.3266
	S	95.540	92.571	100.547
19	T	4.0369	7.9950	86.8551
	S	96.778	92.359	101.093

Event: Chris Griffis Memorial OT - USF2000

Track: Indianapolis Motor Speedway RC

2.439 mile(s)



Report: Section Data Report

USF2000

Session: Test Session 1

September 22, 2018

Section Data for Car 24 - Cusson, Logan (R)

Lap	T/S	I2 to I3A	I5 to I6	Lap
20	T	4.1362	8.0823	87.0953
	S	94.454	91.361	100.814
21	T	4.0574	7.8862	86.8180
	S	96.289	93.633	101.136
22	T	4.0355	7.9175	86.7063
	S	96.811	93.263	101.266
23	T		7.8549	92.2877
	S		94.006	95.142
24	T	3.9996	7.9867	87.3765
	S	97.680	92.455	100.489
25	T	4.0344	7.9600	86.7108
	S	96.838	92.765	101.261
26	T	4.0060	7.8926	86.3993
	S	97.524	93.557	101.626
27	T	4.0132		
	S	97.349		

Event: Chris Griffis Memorial OT - USF2000

Track: Indianapolis Motor Speedway RC

Report: Section Data Report

Session: Test Session 1

2.439 mile(s)



USF2000

September 22, 2018

Section Data for Car 27 - Raven, James (R)

Lap	T/S	I2 to I3A	I5 to I6	Lap
1	T	4.1739	8.2856	94.2935
	S	93.601	89.120	93.118
2	T	4.1173	7.9759	89.7319
	S	94.888	92.580	97.851
3	T	4.0783	8.0700	92.5866
	S	95.795	91.501	94.834
4	T	4.0558	7.8880	88.3195
	S	96.327	93.612	99.416
5	T	4.0062	7.8669	87.4519
	S	97.519	93.863	100.403
6	T	4.0612	7.8976	87.1353
	S	96.199	93.498	100.767
7	T	4.0675	7.8626	87.8508
	S	96.050	93.914	99.947
8	T	4.0373	7.8495	86.9174
	S	96.768	94.071	101.020
9	T	4.0474	7.7652	90.5936
	S	96.527	95.092	96.921
10	T	4.0407	7.8358	86.6573
	S	96.687	94.235	101.323
11	T	4.5535	7.9337	113.7443
	S	85.798	93.072	77.194
12	T	4.3165	7.8403	290.0656
	S	90.509	94.181	30.270
13	T	4.0256	7.8399	86.6969
	S	97.049	94.186	101.277
14	T	4.1101	8.0136	87.9476
	S	95.054	92.144	99.837
15	T	4.0965	7.7660	86.4390
	S	95.370	95.082	101.579
16	T	4.0215	7.8343	86.6171
	S	97.148	94.253	101.370
17	T	4.0385	7.7942	86.3442
	S	96.739	94.738	101.691
18	T	4.0540	7.8241	112.4615
	S	96.369	94.376	78.075
19	T	4.1695	7.8358	345.8385
	S	93.700	94.235	25.389

**Event:** Chris Griffis Memorial OT - USF2000

**Track:** Indianapolis Motor Speedway RC

2.439 mile(s)



**Report:** Section Data Report

USF2000

**Session:** Test Session 1

September 22, 2018

**Section Data for Car 27 - Raven, James (R)**

Lap	T/S	I2 to I3A	I5 to I6	Lap
20	T	4.1621	7.7831	86.1512
	S	93.867	94.873	101.918
21	T	4.0607	7.7984	87.2881
	S	96.210	94.687	100.591
22	T	4.0722	7.8824	86.5904
	S	95.939	93.678	101.402
23	T	4.0078	7.8263	86.3397
	S	97.480	94.350	101.696
24	T	4.0191	7.8061	105.9235
	S	97.206	94.594	82.894

Event: Chris Griffis Memorial OT - USF2000

Track: Indianapolis Motor Speedway RC

2.439 mile(s)



Report: Section Data Report

USF2000

Session: Test Session 1

September 22, 2018

Section Data for Car 3 - O'Connor, Tyler (R)

Lap	T/S	I2 to I3A	I5 to I6	Lap
1	T	5.1573	8.4844	181.2834
	S	75.753	87.031	48.435
2	T	4.1899	8.0536	89.7934
	S	93.244	91.687	97.784
3	T	4.1643	7.9251	88.2725
	S	93.817	93.173	99.469
4	T	4.1046	7.8505	87.1592
	S	95.181	94.059	100.740
5	T	4.1214	7.8972	87.0445
	S	94.793	93.503	100.873
6	T	4.1632	7.8227	86.8814
	S	93.842	94.393	101.062
7	T	4.1005	7.8306	86.9103
	S	95.277	94.298	101.028
8	T	4.0985	7.7984	86.5661
	S	95.323	94.687	101.430
9	T	4.0423	7.8557	86.5058
	S	96.648	93.997	101.501
10	T	4.0935	7.8484	86.6219
	S	95.440	94.084	101.365
11	T	4.0514	7.8179	86.2173
	S	96.431	94.451	101.840
12	T	4.0734	7.8746	100.5460
	S	95.910	93.771	87.327
13	T	4.0290	7.7728	200.4251
	S	96.967	94.999	43.809
14	T	4.0646	7.7873	87.0696
	S	96.118	94.822	100.843
15	T	4.0518	7.7822	85.9391
	S	96.422	94.884	102.170
16	T	4.0553	7.8174	86.1708
	S	96.339	94.457	101.895
17	T	4.0739	7.8809	87.7037
	S	95.899	93.696	100.114
18	T	4.0559	7.8830	86.9100
	S	96.324	93.671	101.029
19	T	4.0225	7.8841	86.3328
	S	97.124	93.658	101.704

**Event:** Chris Griffis Memorial OT - USF2000

**Track:** Indianapolis Motor Speedway RC

2.439 mile(s)



**Report:** Section Data Report

USF2000

**Session:** Test Session 1

September 22, 2018

**Section Data for Car 3 - O'Connor, Tyler (R)**

Lap	T/S	I2 to I3A	I5 to I6	Lap
20	T	4.0844	7.9240	86.2448
	S	95.652	93.186	101.808
21	T	4.0297	7.8240	86.0689
	S	96.951	94.377	102.016
22	T	4.0432	7.8516	86.0295
	S	96.627	94.046	102.063
23	T	4.0330	7.8145	86.1499
	S	96.871	94.492	101.920
24	T	4.0120	7.9838	86.2563
	S	97.378	92.488	101.794
25	T	4.0350	7.8252	85.9747
	S	96.823	94.363	102.128
26	T	4.0473	7.8597	
	S	96.529	93.949	



Event: Chris Griffis Memorial OT - USF2000

Track: Indianapolis Motor Speedway RC

2.439 mile(s)



Report: Section Data Report

USF2000

Session: Test Session 1

September 22, 2018

Section Data for Car 40 - Miller, Jack William (R)

Lap	T/S	I2 to I3A	I5 to I6	Lap
1	T	5.8253	9.7069	149.8426
	S	67.066	76.071	58.597
2	T	4.5707	8.5933	96.6190
	S	85.475	85.928	90.877
3	T	4.3664	8.1924	92.4253
	S	89.475	90.133	95.000
4	T	4.2750	8.3633	91.4989
	S	91.388	88.292	95.962
5	T	4.2393	8.1803	90.2420
	S	92.157	90.267	97.298
6	T	4.2501	8.2917	89.0585
	S	91.923	89.054	98.591
7	T	4.1862	8.0544	90.7338
	S	93.326	91.678	96.771
8	T	4.2152	8.1462	89.2811
	S	92.684	90.645	98.346
9	T	4.1323	8.1387	89.2479
	S	94.543	90.728	98.382
10	T	4.1811	8.1615	88.6587
	S	93.440	90.475	99.036
11	T	4.1294	7.8510	90.0600
	S	94.610	94.053	97.495
12	T	4.1037	7.9381	88.1379
	S	95.202	93.021	99.621
13	T	4.1371	7.9031	87.1907
	S	94.434	93.433	100.703
14	T	4.1295	7.8759	91.4821
	S	94.608	93.756	95.979
15	T	4.1757	7.8773	87.9974
	S	93.561	93.739	99.780
16	T	4.1924	8.6579	96.2370
	S	93.188	85.287	91.237
17	T	4.1518	7.9215	88.0614
	S	94.099	93.216	99.708
18	T		8.0386	97.6886
	S		91.858	89.882
19	T	4.1357	7.8554	87.4362
	S	94.466	94.000	100.421

**Event:** Chris Griffis Memorial OT - USF2000

**Track:** Indianapolis Motor Speedway RC

2.439 mile(s)



**Report:** Section Data Report

USF2000

**Session:** Test Session 1

September 22, 2018

**Section Data for Car 40 - Miller, Jack William (R)**

Lap	T/S	I2 to I3A	I5 to I6	Lap
20	T	4.1107	7.9902	87.4439
	S	95.040	92.414	100.412
21	T	4.1267	7.8146	87.3845
	S	94.672	94.491	100.480
22	T	4.1452	7.8225	87.0006
	S	94.249	94.396	100.923
23	T	5.0722	8.9120	
	S	77.024	82.856	

Event: Chris Griffis Memorial OT - USF2000

Track: Indianapolis Motor Speedway RC

Report: Section Data Report

Session: Test Session 1

2.439 mile(s)



USF2000

September 22, 2018

Section Data for Car 5 - Bogle, Christian (R)

Lap	T/S	I2 to I3A	I5 to I6	Lap
1	T	5.1188	11.2365	131.9587
	S	76.323	65.715	66.539
2	T	4.4275	16.1856	105.0479
	S	88.240	45.621	83.585
3	T	4.3773	8.7621	93.0492
	S	89.252	84.273	94.363
4	T	4.2220	9.3715	92.7607
	S	92.535	78.793	94.656
5	T	4.1928	8.5101	90.9412
	S	93.179	86.769	96.550
6	T	4.2175	8.4869	89.8426
	S	92.634	87.006	97.731
7	T	4.2521	8.2659	91.6064
	S	91.880	89.332	95.849
8	T	4.1533	8.0773	89.0075
	S	94.065	91.418	98.648
9	T	4.1290	8.2789	89.5324
	S	94.619	89.192	98.070
10	T	4.2905	8.3667	121.3893
	S	91.057	88.256	72.333
11	T	4.5589	8.5060	410.8566
	S	85.697	86.810	21.371
12	T	4.1943	8.2312	89.5846
	S	93.146	89.709	98.012
13	T	4.1514	8.1351	89.0613
	S	94.108	90.768	98.588
14	T	4.1309	8.1608	89.2019
	S	94.575	90.482	98.433
15	T	4.1657	8.0978	88.5490
	S	93.785	91.186	99.159
16	T	4.1144	8.0973	91.2180
	S	94.955	91.192	96.257
17	T	4.1755	8.1368	88.3840
	S	93.565	90.749	99.344
18	T	4.1374	9.5823	89.9608
	S	94.427	77.060	97.603
19	T	4.1527	8.1544	88.5315
	S	94.079	90.553	99.178

Event: Chris Griffis Memorial OT - USF2000

Track: Indianapolis Motor Speedway RC

2.439 mile(s)



Report: Section Data Report

USF2000

Session: Test Session 1

September 22, 2018

Section Data for Car 5 - Bogle, Christian (R)

Lap	T/S	I2 to I3A	I5 to I6	Lap
20	T	4.1063	8.4903	88.9853
	S	95.142	86.971	98.672
21	T	4.1580	8.1403	88.3605
	S	93.959	90.710	99.370
22	T	4.0826	8.5451	88.8345
	S	95.694	86.413	98.840
23	T	4.1337	8.3243	88.1394
	S	94.511	88.705	99.619
24	T	4.1094	8.6518	88.4286
	S	95.070	85.347	99.294
25	T	4.1736	8.6891	
	S	93.608	84.981	

Event: Chris Griffis Memorial OT - USF2000

Track: Indianapolis Motor Speedway RC

2.439 mile(s)



Report: Section Data Report

USF2000

Session: Test Session 1

September 22, 2018

Section Data for Car 6 - Holden, Zach

Lap	T/S	I2 to I3A	I5 to I6	Lap
1	T	4.3865	8.6266	93.4678
	S	89.065	85.597	93.940
2	T	4.2018	9.1891	120.7230
	S	92.980	80.357	72.732
3	T	4.3837	9.2501	201.7683
	S	89.121	79.827	43.517
4	T	4.3430	8.6708	198.4863
	S	89.957	85.160	44.237
5	T	4.1244	8.2269	89.4369
	S	94.725	89.755	98.174
6	T	4.1026	8.1186	88.3061
	S	95.228	90.953	99.431
7	T	4.0638	8.0221	87.4545
	S	96.137	92.047	100.400
8	T	4.0663	7.9399	86.9240
	S	96.078	93.000	101.012
9	T	4.0821	7.9728	86.9247
	S	95.706	92.616	101.012
10	T	4.2839	8.0112	89.8775
	S	91.198	92.172	97.693
11	T	4.0513	7.9697	86.7376
	S	96.434	92.652	101.229
12	T	4.0471	7.9253	86.4956
	S	96.534	93.171	101.513
13	T	4.5476	7.9442	103.2481
	S	85.909	92.949	85.042
14	T	4.1976	7.9984	294.4315
	S	93.073	92.320	29.822
15	T	4.0924	7.9380	86.6168
	S	95.465	93.022	101.371
16	T	4.0566	7.8939	86.6267
	S	96.308	93.542	101.359
17	T	4.8231	8.5024	93.2026
	S	81.002	86.847	94.208
18	T	4.0576	7.9111	86.2433
	S	96.284	93.338	101.810
19	T	4.0576	7.9676	86.3076
	S	96.284	92.676	101.734

**Event:** Chris Griffis Memorial OT - USF2000

**Track:** Indianapolis Motor Speedway RC

2.439 mile(s)



**Report:** Section Data Report

USF2000

**Session:** Test Session 1

September 22, 2018

**Section Data for Car 6 - Holden, Zach**

Lap	T/S	I2 to I3A	I5 to I6	Lap
20	T	4.0707	7.9010	86.0794
	S	95.974	93.458	102.003
21	T	4.0889	7.8857	86.4067
	S	95.547	93.639	101.617
22	T	4.0509	7.8220	103.6641
	S	96.443	94.402	84.700

Event: Chris Griffis Memorial OT - USF2000

Track: Indianapolis Motor Speedway RC

2.439 mile(s)



Report: Section Data Report

USF2000

Session: Test Session 1

September 22, 2018

Section Data for Car 7 - Baron, Alex

Lap	T/S	I2 to I3A	I5 to I6	Lap
1	T	4.9642	8.4715	146.9154
	S	78.700	87.164	59.765
2	T	4.2730	8.0715	1522.0707
	S	91.430	91.484	5.769
3	T	4.0772	7.9206	88.8663
	S	95.821	93.226	98.805
4	T	4.0479	7.8452	86.9750
	S	96.515	94.122	100.953
5	T	4.0333	8.0466	87.4116
	S	96.864	91.767	100.449
6	T	4.0234	7.8441	86.4641
	S	97.102	94.136	101.550
7	T	4.0167	8.1108	87.3847
	S	97.264	91.040	100.480
8	T	4.0200	7.9025	86.5453
	S	97.185	93.440	101.454
9	T	3.9929	7.8044	86.1877
	S	97.844	94.614	101.875
10	T	3.9672	7.8233	86.1844
	S	98.478	94.386	101.879
11	T	4.0028	7.8052	85.9176
	S	97.602	94.605	102.196
12	T	4.0028	7.8494	86.1078
	S	97.602	94.072	101.970
13	T	3.9706	7.7666	86.1405
	S	98.394	95.075	101.931
14	T	3.9904	7.8659	85.8398
	S	97.905	93.875	102.288
15	T	3.9876		
	S	97.974		

Event: Chris Griffis Memorial OT - USF2000

Track: Indianapolis Motor Speedway RC

2.439 mile(s)



Report: Section Data Report

USF2000

Session: Test Session 1

September 22, 2018

Section Data for Car 77 - Castro, Andre (R)

Lap	T/S	I2 to I3A	I5 to I6	Lap
1	T	4.7328	9.0742	136.1391
	S	82.548	81.375	64.496
2	T	4.1834	8.4122	93.3288
	S	93.389	87.778	94.080
3	T	4.1349	8.3929	90.0334
	S	94.484	87.980	97.524
4	T	4.1034	8.3414	89.7315
	S	95.209	88.523	97.852
5	T	4.1322	8.1502	89.2023
	S	94.546	90.600	98.432
6	T	4.1099	8.5398	118.1074
	S	95.059	86.467	74.343
7	T	5.6012	8.2955	385.0553
	S	69.750	89.013	22.803
8	T	4.1807	8.0908	92.5204
	S	93.449	91.265	94.902
9	T	4.0521	8.0575	87.4719
	S	96.415	91.642	100.380
10	T	4.0433	7.9638	86.5914
	S	96.624	92.721	101.400
11	T	4.0664	7.9711	87.6526
	S	96.076	92.636	100.173
12	T	4.0342	7.9169	87.1733
	S	96.842	93.270	100.724
13	T	4.0180	7.8822	87.0456
	S	97.233	93.681	100.871
14	T	4.0153	7.9094	86.5114
	S	97.298	93.358	101.494
15	T	4.0065	7.9011	86.8870
	S	97.512	93.456	101.055
16	T	4.0639	8.5000	87.6597
	S	96.135	86.872	100.165
17	T	4.0339	8.2100	114.3622
	S	96.850	89.940	76.777
18	T	4.1892	8.0106	493.9784
	S	93.259	92.179	17.775
19	T	4.0568	7.9375	86.6315
	S	96.303	93.028	101.353



**Event:** Chris Griffis Memorial OT - USF2000

**Track:** Indianapolis Motor Speedway RC

2.439 mile(s)



**Report:** Section Data Report

USF2000

**Session:** Test Session 1

September 22, 2018

**Section Data for Car 77 - Castro, Andre (R)**

Lap	T/S	I2 to I3A	I5 to I6	Lap
20	T	4.0494	7.8906	86.0311
	S	96.479	93.581	102.061
21	T	4.0755	7.9551	86.4887
	S	95.861	92.822	101.521
22	T	4.0691	7.9101	86.3156
	S	96.012	93.350	101.724
23	T	4.0206		
	S	97.170		

Event: Chris Griffis Memorial OT - USF2000

Track: Indianapolis Motor Speedway RC

2.439 mile(s)



Report: Section Data Report

USF2000






Session: Test Session 1

September 22, 2018

Section Data for Car

Report Support Information

Section Legend	
Name	Length
SF to I1	0.254167 miles
I1 to I2	0.252841 miles
I2 to I3A	0.108523 miles
I3A to I3	0.232197 miles
I3 to I4	0.341288 miles
I4 to I5A	0.165720 miles
I5A to I5	0.129167 miles
I5 to I6	0.205114 miles
I6 to I7	0.195265 miles
I7 to I8	0.152462 miles
I8 to I9	0.237879 miles
I9 to SF	0.164394 miles
I2 to I3	0.340720 miles
I4 to I5	0.294886 miles
Lap	2.439000 miles
PI to PO	0.394602 miles
PO to SF	2.239110 miles
SF to PI	2.223106 miles
PO to I2	0.307102 miles
I7 to PI	0.338826 miles
PO to PI	2.023201 miles

Color Legend	
	Fastest Lap
	Section Under Caution
	Section Under Green
	Section Time Data
	Section Speed Data

