

Event: Chris Griffis Memorial OT - USF2000
 Track: Indianapolis Motor Speedway RC
 Report: Section Data Report
 Session: Test Session 1

2.439 mile(s)



USF2000 Championship
 October 19, 2019

Section Data for Car 11 - Porto, Kiko (R)

Lap	T/SF to I1	I1 to I2	I2 to I3A	I3A to I4	I5 to I6	I6 to I8	I8 to SF	Lap	
1	T		15.9918	5.6371	27.5838	9.7483	17.3200	15.2713	166.4719
	S		56.918	69.305	74.846	75.747	72.276	94.830	52.744
2	T	6.9262	12.0773	4.4789	20.9469	9.0741	18.5436		126.1265
	S	132.107	75.367	87.227	98.561	81.375	67.507		69.616
3	T		15.8925	4.7619	20.5675	8.7949	14.7909	14.1790	351.3604
	S		57.274	82.043	100.379	83.959	84.634	102.136	24.990
4	T	6.7170	11.2260	4.2775	19.3967	9.1701	14.6286	13.9239	93.4721
	S	136.222	81.082	91.334	106.438	80.524	85.573	104.007	93.936
5	T	6.6770	10.8888	4.2238	19.0683	8.6545	14.4606	13.7653	90.7852
	S	137.038	83.593	92.495	108.271	85.321	86.568	105.205	96.716
6	T	6.6600	10.6601	4.1578	18.9194	8.3292	14.1835	13.7322	89.5810
	S	137.387	85.386	93.964	109.123	88.653	88.259	105.459	98.016
7	T	6.6445	10.4576	4.1075	18.7247	8.2689	13.9234	13.6839	88.5491
	S	137.708	87.040	95.114	110.258	89.300	89.908	105.831	99.159
8	T	6.6502	10.4739	4.0955	18.6741	8.1485	13.7916	13.6749	87.9656
	S	137.590	86.904	95.393	110.557	90.619	90.767	105.901	99.816
9	T	6.6388	10.4235	4.1336	18.6720	8.1231	19.0628	13.7997	93.2543
	S	137.826	87.325	94.514	110.569	90.902	65.668	104.943	94.155
10	T	6.6342	10.3803	4.0668	18.6165	8.1399	13.8033	13.5915	87.5684
	S	137.922	87.688	96.066	110.899	90.715	90.690	106.551	100.269
11	T	6.6152	10.2121	4.0481	18.5208	8.0095	13.6910	13.5917	87.0548
	S	138.318	89.132	96.510	111.472	92.192	91.434	106.549	100.861
12	T	6.6256	10.1731	4.0430	18.5712	7.9941	13.6529	13.5376	86.8600
	S	138.101	89.474	96.632	111.169	92.369	91.689	106.975	101.087
13	T	6.6205	10.2314	4.0371	18.5068	7.9851	13.6808	13.5641	86.7928
	S	138.207	88.964	96.773	111.556	92.473	91.502	106.766	101.165
14	T	6.6111	10.1925	4.0347	18.4640	8.0002	13.8564	13.5869	86.9331
	S	138.404	89.304	96.830	111.815	92.299	90.342	106.587	101.002
15	T	6.6258	10.0405	4.0255	18.4923	7.9391	13.6542	13.5168	86.4824
	S	138.097	90.656	97.052	111.644	93.009	91.680	107.139	101.528
16	T	6.6281	10.1176	4.0318	23.1726	9.1550	19.6878		123.1652
	S	138.049	89.965	96.900	89.094	80.656	63.583		71.290
17	T		21.1195	7.1487	36.0646	12.5802	23.0708		325.5480
	S		43.099	54.651	57.246	58.696	54.260		26.971

Event: Chris Griffis Memorial OT - USF2000

Track: Indianapolis Motor Speedway RC

2.439 mile(s)



Report: Section Data Report

USF2000 Championship

Session: Test Session 1

October 19, 2019

Section Data for Car 14 - Kotyk, Jonathan (R)

Lap	T/SF to I1	I1 to I2	I2 to I3A	I3A to I4	I5 to I6	I6 to I8	I8 to SF	Lap
1	T	9.5174	13.6584	5.4155	25.9196	10.4638	18.9336	153.9608
	S	96.140	66.642	72.141	79.652	70.568	63.697	57.030
2	T							2076.6592
	S							4.228

Event: Chris Griffis Memorial OT - USF2000
 Track: Indianapolis Motor Speedway RC
 Report: Section Data Report
 Session: Test Session 1

2.439 mile(s)



USF2000 Championship
 October 19, 2019

Section Data for Car 21 - Sundaramoorthy, Yuven

Lap	T/SF to I1	I1 to I2	I2 to I3A	I3A to I4	I5 to I6	I6 to I8	I8 to SF	Lap	
1	T	6.8216	10.9548	4.1842	19.2396	9.2503	14.3023	13.7792	91.4468
	S	134.133	83.089	93.371	107.307	79.825	87.526	105.099	96.016
2	T	6.7168	10.4144	4.1307	18.9349	8.5073	13.9824	13.7530	88.7236
	S	136.226	87.401	94.580	109.034	86.797	89.528	105.299	98.964
3	T	6.7176	10.1205	4.1999	18.6281	8.1168	13.7304	13.6463	87.5685
	S	136.209	89.939	93.022	110.830	90.973	91.171	106.123	100.269
4	T	6.6207	10.1983	4.0980	19.3352	8.0389	13.7873	13.7322	88.2552
	S	138.203	89.253	95.335	106.777	91.854	90.795	105.459	99.489
5	T	6.6953	10.1628	4.0883	18.6019	7.9686	13.5292	13.6335	86.8544
	S	136.663	89.565	95.561	110.986	92.665	92.527	106.222	101.093
6	T	6.6810	10.0787	4.1051	18.5683	7.9481	13.5171	13.7495	86.6701
	S	136.956	90.312	95.170	111.187	92.904	92.610	105.326	101.308
7	T	6.6886	9.8942	4.0801	18.6258	8.4516	13.5980	13.5336	86.9323
	S	136.800	91.996	95.753	110.843	87.369	92.059	107.006	101.003
8	T	6.6985	10.1569	4.1236	18.5610	8.0359	13.5252	13.7000	86.8288
	S	136.598	89.617	94.743	111.230	91.889	92.555	105.707	101.123
9	T	6.6765	9.9224	4.0470	18.4453	7.8931	13.4338	13.6119	85.9637
	S	137.048	91.735	96.536	111.928	93.551	93.184	106.391	102.141
10	T	6.6921	9.8965	4.0741	18.4438	7.9310	13.6131	13.5731	86.0575
	S	136.728	91.975	95.894	111.937	93.104	91.957	106.695	102.029
11	T	6.6892	9.8793	6.9299	18.7708	7.9715	13.4043	13.6467	89.2886
	S	136.788	92.135	56.376	109.987	92.631	93.389	106.120	98.337
12	T	6.6824	10.0213	4.1019	18.4759	7.9426	14.5597		101.8458
	S	136.927	90.829	95.244	111.743	92.968	85.978		86.213
13	T		13.0892	4.1170	18.8699	7.9834	13.4330	13.7670	345.6164
	S		69.540	94.895	109.409	92.493	93.190	105.192	25.405
14	T	6.6936	10.0159	4.1089	18.4593	14.5166	14.4388	13.6264	93.8154
	S	136.698	90.878	95.082	111.843	50.867	86.698	106.278	93.592
15	T	6.6872	9.8746	3.9946	18.4106	7.9167	13.5333	13.6135	85.8868
	S	136.829	92.179	97.802	112.139	93.272	92.499	106.378	102.232
16	T	6.6968	9.8809	4.0843	18.4234	8.8269	24.7385		123.5398
	S	136.632	92.120	95.655	112.061	83.654	50.602		71.073
17	T		12.2090	4.0302	18.8325	8.0395	13.4597	13.7817	295.7086
	S		74.554	96.939	109.627	91.848	93.005	105.080	29.693
18	T	6.6832			18.7100	8.0331	13.5449	13.8108	88.4550
	S	136.910			110.344	91.921	92.420	104.859	99.264
19	T	6.6749	9.8587	4.0727	18.4346	7.8604	13.5691	13.5715	86.0645
	S	137.081	92.327	95.927	111.993	93.940	92.255	106.708	102.021

Event: Chris Griffis Memorial OT - USF2000

Track: Indianapolis Motor Speedway RC

2.439 mile(s)



Report: Section Data Report

USF2000 Championship

Session: Test Session 1

October 19, 2019

Section Data for Car 21 - Sundaramoorthy, Yuven

Lap	T/SF to I1	I1 to I2	I2 to I3A	I3A to I4	I5 to I6	I6 to I8	I8 to SF	Lap	
20	T	6.6020	9.9722	4.0266	18.4508	8.0922	13.4720	13.6112	86.2441
	S	138.594	91.276	97.025	111.895	91.249	92.920	106.396	101.809
21	T	6.6359	9.9854	5.1723	19.0008	7.9509	13.3780	13.7698	87.7291
	S	137.886	91.156	75.533	108.656	92.871	93.573	105.171	100.085
22	T	6.6574	10.0341	4.0104	18.4065	7.9766	13.5492	13.9479	86.4123
	S	137.441	90.713	97.417	112.164	92.572	92.391	103.828	101.611
23	T	7.0563	10.4088	4.0987	18.6659	7.8978	13.4377	13.6273	87.5104
	S	129.671	87.448	95.318	110.605	93.496	93.157	106.271	100.336
24	T	6.6861	9.9195	4.0320	18.4313	7.9234	13.5786	13.5851	86.0333
	S	136.851	91.761	96.895	112.013	93.193	92.191	106.601	102.058
25	T	6.6961	9.8611	4.0936	18.5387	7.8628	14.5021		
	S	136.647	92.305	95.437	111.364	93.912	86.320		

Event: Chris Griffis Memorial OT - USF2000

Track: Indianapolis Motor Speedway RC

2.439 mile(s)



Report: Section Data Report

USF2000 Championship

Session: Test Session 1

October 19, 2019

Section Data for Car 22 - Bouthoorn, Rick (R)

Lap	T/SF to I1	I1 to I2	I2 to I3A	I3A to I4	I5 to I6	I6 to I8	I8 to SF	Lap	
1	T	6.8963	12.4940	4.4188	20.1463	8.7913	15.7878	15.3069	97.7248
	S	132.680	72.853	88.414	102.478	83.993	79.290	94.610	89.848
2	T	6.8096	11.2696	4.2189	19.2186	8.5977	15.5399	14.6651	93.6014
	S	134.369	80.768	92.603	107.424	85.884	80.555	98.750	93.806
3	T	6.7739	10.7128	4.1938	19.4856	8.3222	14.4345	13.8248	90.5093
	S	135.077	84.966	93.157	105.952	88.728	86.724	104.752	97.011
4	T	6.6836	10.5564	4.0306	19.4030	8.3038	14.2541	13.7769	89.5782
	S	136.902	86.225	96.929	106.403	88.924	87.822	105.117	98.019
5	T	6.6860	10.3236	3.9809	18.8930	8.3446	14.0142	13.6027	88.0653
	S	136.853	88.170	98.139	109.276	88.489	89.325	106.463	99.703
6	T	6.6636	10.7660	4.0562	18.6494	8.4410	13.8894	13.6835	88.2124
	S	137.313	84.546	96.317	110.703	87.479	90.128	105.834	99.537
7	T	6.6590	10.4006	4.0120	18.6887	9.0738	14.3697	13.6754	90.7361
	S	137.408	87.517	97.378	110.470	81.378	87.115	105.897	96.769
8	T	6.6369	10.2108	3.9836	18.5190	8.1203	13.7270	13.5910	87.1477
	S	137.866	89.144	98.073	111.483	90.934	91.194	106.554	100.753
9	T	6.6399	10.0633	3.9551	18.5405	8.0529	13.5169	13.5784	86.3639
	S	137.803	90.450	98.779	111.353	91.695	92.611	106.653	101.667
10	T	6.5985	10.3322	4.0061	18.5252	7.9783	13.5393	13.5750	86.5264
	S	138.668	88.096	97.522	111.445	92.552	92.458	106.680	101.477
11	T	6.6225	10.0004	3.9603	18.4687	8.1100	13.6893	13.9800	86.4207
	S	138.165	91.019	98.650	111.786	91.049	91.445	103.590	101.601
12	T	6.6619	10.0490	3.9529	18.4025	8.0829	14.2232	13.6644	87.0974
	S	137.348	90.579	98.834	112.188	91.354	88.012	105.982	100.811
13	T	6.6610	10.0883	3.9545	18.4717	8.2076	13.5069	13.5620	86.4128
	S	137.367	90.226	98.794	111.768	89.967	92.680	106.782	101.610
14	T	6.6591	9.9979	3.9157	18.4489	7.9644	13.4157	13.5434	85.9278
	S	137.406	91.042	99.773	111.906	92.714	93.310	106.929	102.183
15	T	6.5662	10.4344	3.9634	18.4674	7.8644	13.4537	13.5202	86.0887
	S	139.350	87.233	98.572	111.794	93.893	93.046	107.112	101.992
16	T	6.6457	9.9776	3.9305	18.4657	7.9061	14.1846		100.6649
	S	137.683	91.227	99.397	111.804	93.397	88.252		87.224
17	T		14.9606	4.3562	20.0185	8.1397	13.8720	13.6084	500.3729
	S		60.842	89.684	103.132	90.717	90.241	106.418	17.548
18	T	6.7119	10.3458	3.9844	18.5407	8.1422	13.7625	13.4632	86.9890
	S	136.325	87.980	98.053	111.352	90.689	90.959	107.566	100.937
19	T	6.6716	10.0614	3.8936	18.5629	8.0153	13.5729	13.5345	86.2359
	S	137.149	90.467	100.339	111.219	92.125	92.229	106.999	101.818

Event: Chris Griffis Memorial OT - USF2000
Track: Indianapolis Motor Speedway RC
Report: Section Data Report
Session: Test Session 1

2.439 mile(s)



USF2000 Championship
October 19, 2019

Section Data for Car 22 - Bouthoorn, Rick (R)

Lap	T/SF to I1	I1 to I2	I2 to I3A	I3A to I4	I5 to I6	I6 to I8	I8 to SF	Lap	
20	T	6.6631	10.0870	3.9444	18.5054	8.1179	13.4773	13.4498	85.9927
	S	137.323	90.238	99.047	111.564	90.961	92.883	107.673	102.106
21	T	6.6633	10.0091	3.9473	18.5076	8.1493	13.4836	13.4160	85.7936
	S	137.319	90.940	98.974	111.551	90.610	92.840	107.944	102.343
22	T	6.6556	9.9532	3.9946	18.5210	7.9809	13.5065	13.3866	85.7407
	S	137.478	91.451	97.802	111.471	92.522	92.683	108.181	102.406
23	T	6.6507	9.9645	3.8961	18.5523	8.3109	13.6153	13.4693	86.1655
	S	137.580	91.347	100.275	111.282	88.848	91.942	107.517	101.902
24	T	6.6483	9.9808	3.9250	18.4399	10.8916	16.5621		107.5126
	S	137.629	91.198	99.537	111.961	67.796	75.583		81.669

Event: Chris Griffis Memorial OT - USF2000
 Track: Indianapolis Motor Speedway RC
 Report: Section Data Report
 Session: Test Session 1

2.439 mile(s)



USF2000 Championship
 October 19, 2019

Section Data for Car 3 - Gold, Reece

Lap	T/SF to I1	I1 to I2	I2 to I3A	I3A to I4	I5 to I6	I6 to I8	I8 to SF	Lap
1	T		15.5227	4.8773	22.2531	9.4803	15.6909	143.0825
	S		58.638	80.102	92.776	77.889	79.780	61.366
2	T		13.0011	4.3843	20.4420	9.0791	14.3882	173.0980
	S		70.012	89.109	100.995	81.331	87.003	100.162
3	T	6.6745	11.1234	4.2710	19.3523	8.5068	14.4972	14.3499
	S	137.089	81.830	91.473	106.682	86.802	86.349	100.919
4	T	6.6492	10.8305	4.2421	19.3128	8.7019	14.3350	14.0682
	S	137.611	84.043	92.096	106.900	84.856	87.326	102.940
5	T	6.5949	10.5356	4.2007	18.9093	8.1556	13.8823	13.8217
	S	138.744	86.395	93.004	109.181	90.540	90.174	104.776
6	T	6.5995	10.3526	4.1094	18.8857	8.1517	14.3552	13.6899
	S	138.647	87.923	95.070	109.318	90.583	87.203	105.785
7	T	6.5850	11.4284	4.9170	18.7742	8.3519	16.2545	13.9385
	S	138.952	79.646	79.455	109.967	88.412	77.014	103.898
8	T	6.6104	10.3072	4.1471	18.8010	8.2747	13.6799	13.7630
	S	138.418	88.310	94.206	109.810	89.237	91.508	105.223
9	T	6.6104	10.1322	4.1140	18.6971	8.1996	13.6438	13.8565
	S	138.418	89.835	94.964	110.421	90.054	91.750	104.513
10	T	6.5973	10.2230	4.1310	18.7574	8.0687	13.5156	13.8186
	S	138.693	89.037	94.573	110.066	91.515	92.620	104.799
11	T	6.6035	10.2607	4.0861	18.6216	8.1143	13.6201	13.7920
	S	138.563	88.710	95.612	110.868	91.001	91.910	105.002
12	T	6.6114	10.1424	4.1334	18.6209	8.0847	13.6123	13.7833
	S	138.397	89.745	94.518	110.872	91.334	91.962	105.068
13	T	6.5927	10.2361	4.0741	18.6635	8.1957	13.5007	13.8345
	S	138.790	88.923	95.894	110.619	90.097	92.722	104.679
14	T	6.6141	10.3699	4.1555	18.5566	8.3598	14.1455	100.3157
	S	138.341	87.776	94.016	111.257	88.329	88.496	87.528
15	T		11.7778	4.0538	18.9588	8.2191	13.6381	13.7776
	S		77.283	96.374	108.896	89.841	91.788	105.111
16	T	6.6220	10.4393	4.1764	18.6841	8.1647	13.6006	13.7120
	S	138.176	87.192	93.545	110.497	90.439	92.041	105.614
17	T	6.6129	10.2839	4.1262	18.7134	8.1431	13.5465	13.7330
	S	138.366	88.510	94.683	110.324	90.679	92.409	105.453
18	T	6.6141	10.1114	4.0394	18.5898	8.0338	13.4066	13.7274
	S	138.341	90.020	96.718	111.058	91.913	93.373	105.496
19	T	6.5903	10.4646	4.1543	18.8097	8.1326	13.4293	13.7592
	S	138.840	86.982	94.043	109.760	90.796	93.215	105.252

Event: Chris Griffis Memorial OT - USF2000

Track: Indianapolis Motor Speedway RC

2.439 mile(s)



Report: Section Data Report

USF2000 Championship

Session: Test Session 1

October 19, 2019

Section Data for Car 3 - Gold, Reece

Lap	T/SF to I1	I1 to I2	I2 to I3A	I3A to I4	I5 to I6	I6 to I8	I8 to SF	Lap	
20	T	6.5933	10.1127	4.0528	18.5669	8.0673	13.5562	13.6748	86.6994
	S	138.777	90.008	96.398	111.195	91.531	92.343	105.901	101.274
21	T	6.5805	10.1116	4.0392	18.5772	8.8602	13.7477	13.6590	87.7092
	S	139.047	90.018	96.723	111.133	83.340	91.057	106.024	100.108
22	T	6.5968	10.0802	4.1256	18.5336	8.0518	13.5684	13.6550	86.7063
	S	138.704	90.299	94.697	111.395	91.707	92.260	106.055	101.266
23	T	6.6049	10.1307	4.1239	18.6932	8.0917	13.6021	13.6633	87.1943
	S	138.534	89.848	94.736	110.444	91.255	92.031	105.991	100.699
24	T	6.6081	10.1693	4.1096	18.5537	8.0611	13.8025		
	S	138.466	89.507	95.066	111.274	91.602	90.695		

Event: Chris Griffis Memorial OT - USF2000
 Track: Indianapolis Motor Speedway RC
 Report: Section Data Report
 Session: Test Session 1

2.439 mile(s)



USF2000 Championship
 October 19, 2019

Section Data for Car 36 - Siegel, Nolan

Lap	T/SF to I1	I1 to I2	I2 to I3A	I3A to I4	I5 to I6	I6 to I8	I8 to SF	Lap	
1	T	6.7641	11.8028	4.4304	19.6609	8.5675	14.2391	13.9772	93.1635
	S	135.273	77.120	88.182	105.008	86.187	87.914	103.610	94.247
2	T	6.6633	11.0234	4.2277	19.2059	8.7315	14.1666	13.9681	91.7317
	S	137.319	82.572	92.410	107.495	84.568	88.364	103.678	95.718
3	T	6.6955	10.9281	4.1695	19.3262	8.4171	13.8915	13.9527	90.5647
	S	136.659	83.292	93.700	106.826	87.727	90.114	103.792	96.952
4	T	6.6534	10.6762	4.0926	18.8706	8.3506	14.3144	14.3095	90.2783
	S	137.524	85.258	95.461	109.405	88.426	87.452	101.204	97.259
5	T	6.6860	11.0567	4.1516	18.8612	8.2016	13.6154	13.8447	88.9897
	S	136.853	82.324	94.104	109.460	90.032	91.941	104.602	98.668
6	T	6.6691	10.4397	4.1050	18.6777	8.1134	13.6334	13.7896	88.2056
	S	137.200	87.189	95.172	110.535	91.011	91.820	105.020	99.545
7	T	6.6544	10.1844	4.0751	18.7874	8.1791	13.8669	14.0046	88.4638
	S	137.503	89.375	95.870	109.890	90.280	90.274	103.408	99.254
8	T	6.6411	10.1217	4.0635	18.6360	8.0557	13.5659	13.8318	87.3806
	S	137.778	89.928	96.144	110.783	91.663	92.277	104.699	100.485
9	T	6.6343	9.9561	4.0311	18.6467	8.0812	13.5796	13.7572	86.7608
	S	137.920	91.424	96.917	110.719	91.374	92.184	105.267	101.202
10	T	6.6077	10.3090	4.1829	18.7348	8.0177	13.5053	13.6792	87.3073
	S	138.475	88.294	93.400	110.198	92.097	92.691	105.867	100.569
11	T	6.5427	10.3659	4.0736	18.8019	8.0348	13.5440	13.7165	87.3352
	S	139.851	87.810	95.906	109.805	91.901	92.426	105.580	100.537
12	T	6.6159	10.1445	4.0595	18.6237	7.9747	13.4128	13.6927	86.5901
	S	138.303	89.726	96.239	110.856	92.594	93.330	105.763	101.402
13	T	6.6068	9.9000	3.9636	18.6126	7.9771	13.4129	13.6219	86.1160
	S	138.494	91.942	98.567	110.922	92.566	93.329	106.313	101.960
14	T	6.5940	10.2624	4.0395	18.9021	8.2596	15.3803		104.3093
	S	138.763	88.695	96.715	109.223	89.400	81.391		84.177
15	T		12.1526	4.2444	19.7813	8.2316	13.7440	13.7457	611.8895
	S		74.900	92.046	104.369	89.704	91.081	105.355	14.350
16	T	6.6483	10.2068	4.0486	18.6820	8.8616	13.8068	13.6663	88.2166
	S	137.629	89.179	96.498	110.510	83.327	90.667	105.967	99.532
17	T	6.6268	9.9475	4.0339	18.6819	8.0134	13.3341	13.7013	86.5493
	S	138.076	91.503	96.850	110.510	92.147	93.881	105.697	101.450
18	T	6.6228	9.8696	3.9910	18.5999	7.9655	13.5511	13.9342	86.5678
	S	138.159	92.225	97.891	110.998	92.701	92.378	103.930	101.428
19	T	6.6271	10.0268	3.9991	18.4846	7.9445	13.5801	13.6579	86.2403
	S	138.069	90.779	97.692	111.690	92.946	92.180	106.033	101.813

Event: Chris Griffis Memorial OT - USF2000

Track: Indianapolis Motor Speedway RC

2.439 mile(s)



Report: Section Data Report

USF2000 Championship

Session: Test Session 1

October 19, 2019

Section Data for Car 36 - Siegel, Nolan

Lap	T/SF to I1	I1 to I2	I2 to I3A	I3A to I4	I5 to I6	I6 to I8	I8 to SF	Lap	
20	T	6.6114	9.9554	4.0686	18.5016	8.1813	13.4804	13.6042	86.3961
	S	138.397	91.431	96.024	111.587	90.256	92.862	106.451	101.630
21	T	6.5950	9.9995	3.9736	18.4538	8.0544	13.5351	13.6082	86.1376
	S	138.741	91.027	98.319	111.876	91.678	92.487	106.420	101.935
22	T	6.5765	9.9402	4.0026	18.5236	8.0148	15.0523		101.2474
	S	139.132	91.570	97.607	111.455	92.131	83.165		86.722

Event: Chris Griffis Memorial OT - USF2000
 Track: Indianapolis Motor Speedway RC
 Report: Section Data Report
 Session: Test Session 1

2.439 mile(s)



USF2000 Championship
 October 19, 2019

Section Data for Car 40 - Miller, Jack William

Lap	T/SF to I1	I1 to I2	I2 to I3A	I3A to I4	I5 to I6	I6 to I8	I8 to SF	Lap
1	T	16.5333	5.0441	23.3462	9.9311	18.5492		316.6133
	S	55.054	77.453	88.432	74.353	67.486		27.732
2	T	14.1511	4.5044	21.0349	9.2962	15.3651	14.6353	164.7564
	S	64.322	86.733	98.149	79.431	81.472	98.951	53.293
3	T	6.7709	11.9262	4.2383	19.5311	8.8609	14.4885	14.1351
	S	135.137	76.322	92.179	105.706	83.333	86.401	102.453
4	T	6.7092	11.2157	4.1681	19.2897	8.4765	14.3596	14.1403
	S	136.380	81.157	93.731	107.028	87.112	87.176	102.415
5	T	6.6639	11.0236	4.1337	19.3580	8.3389	14.6454	13.9484
	S	137.307	82.571	94.511	106.651	88.550	85.475	103.824
6	T	6.6685	10.7141	4.0941	19.6178	8.3961	14.0981	13.9067
	S	137.212	84.956	95.426	105.238	87.947	88.793	104.136
7	T	6.6727	10.5086	4.1176	19.0037	8.2681	14.1475	13.8794
	S	137.126	86.617	94.881	108.639	89.308	88.483	104.340
8	T	6.6478	10.3034	4.0666	18.9898	8.1238	13.7754	13.8989
	S	137.640	88.342	96.071	108.719	90.895	90.873	104.194
9	T	6.6691	10.1656	4.0669	18.8259	8.1280	13.7445	13.8484
	S	137.200	89.540	96.064	109.665	90.848	91.078	104.574
10	T	6.6696	10.1261	4.0799	18.8152	8.2149	13.7331	13.8290
	S	137.190	89.889	95.758	109.728	89.887	91.153	104.721
11	T	6.6625	10.1571	4.0869	18.7808	8.0636	13.5367	13.8375
	S	137.336	89.615	95.594	109.929	91.573	92.476	104.656
12	T	6.6684			19.3857	8.1411	13.8695	13.8769
	S	137.214			106.498	90.701	90.257	104.359
13	T	6.6753	10.1525	4.0333	18.8684	8.0257	13.5729	13.7424
	S	137.072	89.655	96.864	109.418	92.006	92.229	105.381
14	T	6.6658	10.0454	4.0714	18.7450	7.9695	13.5500	13.7427
	S	137.268	90.611	95.958	110.138	92.654	92.385	105.378
15	T	6.6726	9.9887	4.0968	18.7645	8.0224	13.3803	13.8493
	S	137.128	91.126	95.363	110.024	92.043	93.557	104.567
16	T	6.6740	10.4627	4.0840	18.7476	8.1730	13.5492	17.1256
	S	137.099	86.997	95.662	110.123	90.347	92.391	84.563
17	T	9.7015	14.0828	5.5574	22.7057	8.8319	17.8683	
	S	94.315	64.634	70.299	90.926	83.607	70.058	
18	T		12.3273	4.2042	19.5255	8.2987	20.3622	14.4511
	S		73.838	92.927	105.736	88.979	61.478	100.213
19	T	6.7169	10.4906	4.0949	18.8995	8.1172	13.5366	13.8036
	S	136.224	86.766	95.407	109.238	90.968	92.477	104.913

Event: Chris Griffis Memorial OT - USF2000

Track: Indianapolis Motor Speedway RC

2.439 mile(s)



Report: Section Data Report

USF2000 Championship

Session: Test Session 1

October 19, 2019

Section Data for Car 40 - Miller, Jack William

Lap	T/SF to I1	I1 to I2	I2 to I3A	I3A to I4	I5 to I6	I6 to I8	I8 to SF	Lap	
20	T	6.6641	10.9996	4.1028	19.2651	8.0802	13.5942	13.9401	88.8768
	S	137.303	82.751	95.223	107.165	91.385	92.085	103.886	98.793
21	T	6.6691	10.0481	4.0893	18.8010	7.9739	18.7680	14.4214	92.8073
	S	137.200	90.587	95.538	109.810	92.603	66.700	100.419	94.609
22	T	6.7018	10.1454	4.1038	18.9099	7.9527	13.4389	13.7507	87.1644
	S	136.530	89.718	95.200	109.178	92.850	93.149	105.317	100.734
23	T	6.6458	10.2358	4.0970	18.7843	8.0807	13.3613	13.8777	87.2020
	S	137.681	88.926	95.358	109.908	91.379	93.690	104.353	100.690
24	T	6.6415	10.1045	4.0221	19.3967	7.9957	13.5254	13.8001	87.4901
	S	137.770	90.081	97.134	106.438	92.351	92.553	104.940	100.359
25	T	6.6751	10.0877	4.0689	18.7939	8.1344	13.7653	13.8810	87.4763
	S	137.077	90.231	96.017	109.852	90.776	90.940	104.328	100.375
26	T	6.6784	11.0766	4.1424	19.1082	8.5973	16.0598		
	S	137.009	82.176	94.313	108.045	85.888	77.947		

Event: Chris Griffis Memorial OT - USF2000
 Track: Indianapolis Motor Speedway RC
 Report: Section Data Report
 Session: Test Session 1

2.439 mile(s)



USF2000 Championship
 October 19, 2019

Section Data for Car 41 - Kaeser, Max (R)

Lap	T/SF to I1	I1 to I2	I2 to I3A	I3A to I4	I5 to I6	I6 to I8	I8 to SF	Lap	
1	T		16.2687	5.1833	23.2413	10.1863	17.1091	15.5941	307.8541
	S		55.950	75.373	88.831	72.490	73.167	92.867	28.521
2	T	6.9638	12.8068	4.8001	21.4658	9.0145	16.1332	14.7710	100.4648
	S	131.394	71.074	81.390	96.178	81.913	77.593	98.042	87.398
3	T	6.8189	11.6212	4.3973	20.0881	8.6748	15.0080	14.2690	94.6446
	S	134.186	78.325	88.846	102.775	85.121	83.410	101.491	92.772
4	T	6.7473	11.4005	4.3133	19.5904	8.4971	14.7229	14.0628	92.7469
	S	135.610	79.841	90.576	105.386	86.901	85.025	102.980	94.671
5	T	6.7302	11.3193	4.3366	19.2065	9.3666	14.7121	14.0618	93.5757
	S	135.954	80.414	90.089	107.492	78.834	85.088	102.987	93.832
6	T	6.7308	11.0925	4.2124	19.0196	8.4540	14.2099	13.8261	90.3290
	S	135.942	82.058	92.746	108.548	87.344	88.095	104.743	97.205
7	T	6.6733	11.3503	4.1523	19.2306	8.4392	15.3251		117.6329
	S	137.114	80.194	94.088	107.357	87.498	81.684		74.642
8	T		14.0667	4.3971	19.8939	8.6782	14.5352	14.1516	328.6226
	S		64.708	88.850	103.778	85.088	86.123	102.333	26.719
9	T	6.7380	11.0130	4.2054	18.9876	8.3971	14.3206	13.8696	90.2336
	S	135.797	82.650	92.900	108.731	87.936	87.414	104.414	97.307
10	T	6.7074	10.6356	4.1078	19.0337	8.3707	14.1068	13.7256	89.1774
	S	136.416	85.583	95.107	108.468	88.214	88.739	105.510	98.460
11	T	6.6844	10.5465	4.1188	18.8685	8.2223	14.5301	14.0447	89.4546
	S	136.886	86.306	94.853	109.418	89.806	86.153	103.112	98.155
12	T	6.6946	10.6001	4.1472	18.8314	8.1124	13.9487	13.7328	88.3897
	S	136.677	85.870	94.204	109.633	91.022	89.744	105.454	99.337
13	T	6.6703			19.8673	8.5835	15.3887		122.7688
	S	137.175			103.917	86.027	81.347		71.520
14	T		14.5410	5.2618	20.2192	9.0250	15.0050	14.1603	369.8312
	S		62.597	74.249	102.108	81.818	83.427	102.271	23.742
15	T	6.7045	10.7379	4.1176	18.9871	8.3285	14.2608	13.6890	90.4849
	S	136.476	84.768	94.881	108.734	88.661	87.780	105.792	97.037
16	T	6.6651	10.4744	4.1093	18.9096	8.1843	14.2562	13.7781	88.7623
	S	137.282	86.900	95.073	109.180	90.223	87.809	105.108	98.920
17	T	6.6948	10.4608	4.0446	18.7936	8.1597	13.7167	13.6790	87.8066
	S	136.673	87.013	96.593	109.854	90.495	91.262	105.869	99.997
18	T	6.6807			19.7293	8.3178			117.6928
	S	136.962			104.644	88.775			74.604

Event: Chris Griffis Memorial OT - USF2000
 Track: Indianapolis Motor Speedway RC
 Report: Section Data Report
 Session: Test Session 1

2.439 mile(s)



USF2000 Championship
 October 19, 2019

Section Data for Car 5 - Brichacek, Wyatt (R)

Lap	T/SF to I1	I1 to I2	I2 to I3A	I3A to I4	I5 to I6	I6 to I8	I8 to SF	Lap	
1	T		15.5057	4.9052	23.5493	10.5534	15.6101	15.0751	529.3084
	S		58.703	79.646	87.669	69.969	80.193	96.064	16.588
2	T	6.7916	11.3614	4.2226	20.2765	8.8035	15.0637	14.2782	94.0623
	S	134.725	80.116	92.522	101.820	83.877	83.102	101.426	93.347
3	T	6.6857	11.2059	4.2412	19.8059	8.2689	14.2645	13.7702	91.1616
	S	136.859	81.228	92.116	104.239	89.300	87.758	105.168	96.317
4	T	6.6466	10.5866	4.1330	19.2151	8.2713	16.7716	14.1531	92.7736
	S	137.664	85.979	94.527	107.444	89.274	74.639	102.323	94.643
5	T	6.5831	10.4635	4.1599	18.8218	8.3028	14.0268	13.9026	88.6722
	S	138.992	86.991	93.916	109.689	88.935	89.245	104.166	99.021
6	T	6.5860	10.4934	4.0431	18.7359	8.0360	13.7104	13.8587	87.8092
	S	138.931	86.743	96.629	110.192	91.888	91.304	104.496	99.994
7	T	6.5907	10.3977	4.0916	18.6782	8.0710	35.5900	14.4534	110.2099
	S	138.832	87.541	95.484	110.532	91.489	35.173	100.197	79.670
8	T	6.5950	10.4563	4.0777	18.7964	8.1246	13.5908	13.8395	87.8610
	S	138.741	87.051	95.809	109.837	90.886	92.108	104.641	99.935
9	T	6.5961	10.3269	4.0166	18.8614	8.7714	14.2562	13.5903	88.7091
	S	138.718	88.141	97.267	109.459	84.184	87.809	106.560	98.980
10	T	6.5197	10.2959	4.0320	18.5267	8.2014	14.3080	13.8366	87.9412
	S	140.344	88.407	96.895	111.436	90.035	87.491	104.663	99.844
11	T	6.5156	10.2095	4.0131	18.6320	7.9664	14.2679	14.9684	89.3183
	S	140.432	89.155	97.352	110.806	92.690	87.737	96.749	98.305
12	T	8.9395	12.1934	4.5210	21.9118	8.9620	17.2443		116.9210
	S	102.355	74.639	86.415	94.221	82.393	72.593		75.097
13	T		11.6536	4.0873	19.6008	8.2023	14.2259	13.7278	145.8130
	S		78.107	95.584	105.330	90.025	87.996	105.493	60.217
14	T	6.5860	10.3729	4.0401	18.6774	8.0390	13.7155	13.5776	87.3974
	S	138.931	87.751	96.701	110.537	91.853	91.270	106.660	100.465
15	T	6.4561	11.0395	4.0976	18.5435	7.9511	13.6173	13.7446	88.1542
	S	141.726	82.452	95.344	111.335	92.869	91.929	105.364	99.603
16	T	6.5690	10.2724	4.0593	18.5365	7.9307	27.2824	15.0598	101.9839
	S	139.291	88.609	96.244	111.377	93.108	45.884	96.162	86.096
17	T	7.9632	10.6941	4.0482	18.5912	8.1747	13.6934	13.7036	89.2109
	S	114.904	85.115	96.508	111.050	90.329	91.418	105.679	98.423
18	T	6.5668	10.1662	4.0123	18.4254	7.9885	13.6726	13.5703	86.5369
	S	139.337	89.535	97.371	112.049	92.434	91.557	106.717	101.464
19	T	6.5567	10.2985	4.0334	18.4679	7.8594	13.4153	13.5853	86.2987
	S	139.552	88.384	96.862	111.791	93.952	93.313	106.599	101.744

Event: Chris Griffis Memorial OT - USF2000

Track: Indianapolis Motor Speedway RC

2.439 mile(s)



Report: Section Data Report

USF2000 Championship

Session: Test Session 1

October 19, 2019

Section Data for Car 5 - Brichacek, Wyatt (R)

Lap	T/SF to I1	I1 to I2	I2 to I3A	I3A to I4	I5 to I6	I6 to I8	I8 to SF	Lap	
20	T	6.5434	10.0743	4.0037	18.9068	7.9762	13.5072	25.5165	98.7616
	S	139.836	90.351	97.580	109.196	92.577	92.678	56.755	88.905
21	T	6.6447	10.4670	4.0767	18.5513	7.9733	13.4873	13.6146	86.8810
	S	137.704	86.962	95.833	111.288	92.610	92.815	106.370	101.062
22	T	6.5291	10.4167	4.1310	18.5011	7.9231	15.6470		
	S	140.142	87.382	94.573	111.590	93.197	80.004		

Event: Chris Griffis Memorial OT - USF2000
Track: Indianapolis Motor Speedway RC
Report: Section Data Report
Session: Test Session 1

2.439 mile(s)



USF2000 Championship
October 19, 2019

Section Data for Car 55 - Koreiba, Alexander (R)

Lap	T/SF to I1	I1 to I2	I2 to I3A	I3A to I4	I5 to I6	I6 to I8	I8 to SF	Lap
1	T		12.6294	25.2812	9.6054	16.3939	15.8713	313.8254
	S		30.934	81.663	76.874	76.359	91.245	27.979
2	T	7.5513	12.4531	4.5334	20.9750	8.8793	16.1487	14.4499
	S	121.171	73.092	86.179	98.429	83.161	77.518	100.221
3	T	6.7860	11.6503	4.3575	21.4523	8.6647	15.7053	14.3736
	S	134.836	78.129	89.657	96.239	85.220	79.707	100.753
4	T	6.6285	11.4155	4.3106	19.4801	9.0786	14.9307	13.9641
	S	138.040	79.736	90.633	105.982	81.335	83.842	103.707
5	T	6.6774	10.9213	4.1773	19.3390	8.5988	14.3694	13.9086
	S	137.029	83.344	93.525	106.756	85.874	87.117	104.121
6	T	6.6693	10.6846	4.1724	19.1006	8.4857	14.3932	13.9807
	S	137.196	85.191	93.635	108.088	87.018	86.973	103.584
7	T	6.6743	10.5180	4.0572	19.1775	8.5879	13.9563	13.9169
	S	137.093	86.540	96.293	107.655	85.982	89.696	104.059
8	T	6.6707	10.6256	4.8883	19.1645	8.3955	14.3407	13.9162
	S	137.167	85.664	79.922	107.728	87.953	87.291	104.064
9	T	6.6487			20.8428	8.1383	14.0678	13.9868
	S	137.621			99.053	90.733	88.985	103.539
10	T	6.6345	10.7015	4.1307	18.9414	8.3450	13.8709	13.8384
	S	137.915	85.056	94.580	108.996	88.485	90.248	104.650
11	T	6.6525	10.7139	4.9056	19.5133	8.1522	14.0991	13.7836
	S	137.542	84.958	79.640	105.802	90.578	88.787	105.066
12	T	6.6288	10.7768	4.2682	18.8838	8.4053	14.1530	13.7500
	S	138.034	84.462	91.533	109.329	87.850	88.449	105.322
13	T	6.6351	10.7017	4.0091	19.0964	8.4847	18.4660	14.6840
	S	137.903	85.054	97.449	108.112	87.028	67.790	98.623
14	T	6.6934	10.6417	4.0866	24.8409	10.3493	20.3563	268.8316
	S	136.702	85.534	95.601	83.111	71.349	61.495	32.661
15	T			4.3784	19.3938	8.5808	14.1307	13.9405
	S			89.229	106.454	86.054	88.589	103.883
16	T	6.6547	10.6226	4.1812	18.9442	9.5488	14.4362	13.7443
	S	137.497	85.688	93.438	108.980	77.330	86.714	105.366
17	T	6.6668	10.7309	4.2687	18.9352	8.4067	13.8660	13.8370
	S	137.247	84.823	91.522	109.032	87.836	90.280	104.660
18	T	6.6676	10.5466	4.1188	22.6208	9.4163	14.4530	13.8740
	S	137.231	86.305	94.853	91.268	78.418	86.613	104.381
19	T	6.6672	10.6628	4.0698	18.9698	8.0221	13.7885	13.8358
	S	137.239	85.365	95.995	108.833	92.047	90.787	104.669

Event: Chris Griffis Memorial OT - USF2000

Track: Indianapolis Motor Speedway RC

2.439 mile(s)



Report: Section Data Report

USF2000 Championship

Session: Test Session 1

October 19, 2019

Section Data for Car 55 - Koreiba, Alexander (R)

Lap	T/SF to I1	I1 to I2	I2 to I3A	I3A to I4	I5 to I6	I6 to I8	I8 to SF	Lap	
20	T	6.6525	10.5733	4.0538	18.7994	18.5538	15.5317	14.0425	100.8811
	S	137.542	86.087	96.374	109.820	39.798	80.598	103.128	87.037
21	T	6.6608	10.5297	4.0101	23.9490	9.7477			122.4916
	S	137.371	86.444	97.424	86.206	75.752			71.682

Event: Chris Griffis Memorial OT - USF2000
Track: Indianapolis Motor Speedway RC
Report: Section Data Report
Session: Test Session 1

2.439 mile(s)



USF2000 Championship
October 19, 2019

Section Data for Car 6 - Rasmussen, Christian

Lap	T/SF to I1	I1 to I2	I2 to I3A	I3A to I4	I5 to I6	I6 to I8	I8 to SF	Lap	
1	T	7.4908	12.1857	4.3480	20.5474	8.5343	14.4145	13.6448	94.4174
	S	122.150	74.696	89.853	100.477	86.523	86.844	106.134	92.996
2	T	6.5600	10.9065	4.0938	18.6136	8.1317	13.7027	14.1139	88.6381
	S	139.482	83.457	95.433	110.916	90.806	91.356	102.607	99.059
3	T	6.5944	10.5230	4.0486	18.6046	8.2262	13.6933	13.6282	87.7720
	S	138.754	86.499	96.498	110.970	89.763	91.418	106.264	100.036
4	T	6.5710	10.3731	3.9844	18.7971	9.1894	13.9920	13.6370	89.2224
	S	139.248	87.749	98.053	109.833	80.354	89.467	106.195	98.410
5	T	6.5443	10.1639	3.9839	18.6555	7.9798	13.5431	13.7192	86.7398
	S	139.816	89.555	98.065	110.667	92.535	92.432	105.559	101.227
6	T	6.5534	10.0825	4.0297	18.4594	7.9678	13.3000	13.7757	86.3966
	S	139.622	90.278	96.951	111.843	92.674	94.122	105.126	101.629
7	T	6.5646	10.0532	3.9636	18.4130	7.8848	13.2473	13.9550	86.0998
	S	139.384	90.541	98.567	112.124	93.650	94.496	103.775	101.979
8	T	6.5441	9.9859	3.9643	18.3608	7.9213	13.7310	13.6722	86.0845
	S	139.821	91.151	98.550	112.443	93.218	91.167	105.922	101.997
9	T	6.5501	10.3438	4.2328	18.3922	7.9263	13.5472	13.5736	86.5332
	S	139.693	87.997	92.299	112.251	93.159	92.404	106.691	101.469
10	T	6.5349	9.9101	3.9434	18.2886	7.8965	13.3338	13.6127	85.4813
	S	140.017	91.848	99.072	112.887	93.511	93.883	106.385	102.717
11	T	6.5376	9.9158	3.9474	18.5745	7.9263	13.3440	13.4924	85.7189
	S	139.960	91.796	98.972	111.149	93.159	93.811	107.333	102.432
12	T	6.5247	9.9150	3.9316	18.6480	7.9002	13.2583	13.6324	85.7680
	S	140.236	91.803	99.370	110.711	93.467	94.418	106.231	102.374
13	T	6.5269	9.8826	3.9212	18.3860	7.9780	13.7647		98.5639
	S	140.189	92.104	99.633	112.289	92.556	90.944		89.083
14	T		13.0684	4.0163	18.8961	8.9556	20.4901		302.0655
	S		69.651	97.274	109.258	82.452	61.094		29.068
15	T		13.3040	4.0976	19.5244	8.0996	13.5430	13.6286	182.6382
	S		68.418	95.344	105.742	91.166	92.433	106.260	48.975
16	T	6.5737	10.1501	4.0257	18.3545	7.9249	13.5531	13.4002	86.0396
	S	139.191	89.677	97.047	112.482	93.176	92.364	108.072	102.051
17	T	6.5205	10.0117	3.9719	18.3774	7.9224	13.4193	13.3746	85.5049
	S	140.327	90.916	98.361	112.342	93.205	93.285	108.279	102.689
18	T	6.4865	10.0411	3.8989	18.4189	7.8462	13.3772	13.5298	85.5533
	S	141.062	90.650	100.203	112.088	94.110	93.578	107.036	102.631
19	T	6.4896	9.9534	3.9875	18.6227	7.9945	13.7847	13.3738	86.0149
	S	140.995	91.449	97.977	110.862	92.365	90.812	108.285	102.080

Event: Chris Griffis Memorial OT - USF2000

Track: Indianapolis Motor Speedway RC

2.439 mile(s)



Report: Section Data Report

USF2000 Championship

Session: Test Session 1

October 19, 2019

Section Data for Car 6 - Rasmussen, Christian

Lap	T/SF to I1	I1 to I2	I2 to I3A	I3A to I4	I5 to I6	I6 to I8	I8 to SF	Lap	
20	T	6.5245	9.8603	4.1673	18.3504	7.9173	13.3625	13.3695	85.4035
	S	140.241	92.312	93.749	112.507	93.265	93.681	108.320	102.811
21	T	6.5047	9.8470	3.9456	18.8591	7.9644	13.3816	13.3868	85.6686
	S	140.668	92.437	99.017	109.472	92.714	93.548	108.180	102.493
22	T	6.4970	9.8355	3.9651	18.3020	7.9579	13.4094	13.4178	85.1369
	S	140.834	92.545	98.530	112.804	92.789	93.354	107.930	103.133
23	T	6.4839	9.8747	3.9704	18.2011	7.8615	13.4963	13.3648	85.1117
	S	141.119	92.178	98.399	113.430	93.927	92.753	108.358	103.163
24	T	6.4738	9.8415	3.9118	18.3517	7.8758	13.9664		
	S	141.339	92.489	99.873	112.499	93.757	89.631		

Event: Chris Griffis Memorial OT - USF2000
Track: Indianapolis Motor Speedway RC
Report: Section Data Report
Session: Test Session 1

2.439 mile(s)



USF2000 Championship
October 19, 2019

Section Data for Car 7 - Bogle, Christian

Lap	T/SF to I1	I1 to I2	I2 to I3A	I3A to I4	I5 to I6	I6 to I8	I8 to SF	Lap	
1	T		15.7975	5.1940	24.9340	9.7818	19.6146	15.3833	302.9699
	S		57.618	75.218	82.800	75.488	63.821	94.140	28.981
2	T	6.9497	12.2672	4.3383	20.7500	8.7739	15.6980	15.0963	98.1495
	S	131.660	74.200	90.054	99.496	84.160	79.744	95.930	89.459
3	T	6.7829	12.2441	4.2789	19.7628	8.5341	21.0026	14.2932	100.3169
	S	134.898	74.340	91.304	104.466	86.525	59.603	101.320	87.527
4	T	6.6021	11.4777	4.2854	20.3159	8.4070	14.7214	13.6853	92.9182
	S	138.592	79.304	91.166	101.622	87.833	85.034	105.820	94.496
5	T	6.6226	10.7640	4.0501	19.1782	8.9925	14.7926	13.7304	94.0129
	S	138.163	84.562	96.462	107.651	82.114	84.625	105.473	93.396
6	T	6.6267	10.5715	4.0310	18.7726	8.1113	13.9620	13.6174	88.5205
	S	138.078	86.102	96.919	109.977	91.035	89.659	106.348	99.191
7	T	6.5971	10.3415	4.0098	18.7492	8.0282	13.8095	13.6544	87.6088
	S	138.697	88.017	97.432	110.114	91.977	90.649	106.060	100.223
8	T	6.5938	10.4012	4.0037	18.7313	8.1208	13.7145	13.5817	87.7100
	S	138.767	87.512	97.580	110.219	90.928	91.277	106.627	100.107
9	T	6.5777	10.2128	4.0199	18.5874	8.1472	14.1394	13.6646	87.6979
	S	139.106	89.126	97.187	111.072	90.633	88.534	105.981	100.121
10	T	6.6182	10.1762	4.0175	18.6779	8.0039	15.1384	13.5574	88.8635
	S	138.255	89.447	97.245	110.534	92.256	82.692	106.819	98.808
11	T	6.6194	10.6065	4.0034	18.5676	7.9507	13.6409	13.5174	87.3608
	S	138.230	85.818	97.588	111.191	92.873	91.769	107.135	100.507
12	T	6.5627	10.2127	4.0215	18.6167	8.1114	14.1372	13.5482	87.3958
	S	139.424	89.127	97.148	110.897	91.033	88.548	106.891	100.467
13	T	6.5842	10.2651	4.0030	18.4616	8.1080	13.7008	13.5809	87.3689
	S	138.969	88.672	97.597	111.829	91.072	91.368	106.634	100.498
14	T	6.5775	10.2831	4.0181	18.8353	8.1700	13.7848	13.4716	87.4323
	S	139.111	88.517	97.230	109.610	90.381	90.811	107.499	100.425
15	T	6.5947	10.2417	4.0188	18.6506	15.7667	15.1143	13.5449	96.2765
	S	138.748	88.875	97.214	110.696	46.833	82.823	106.917	91.200
16	T	6.6081	10.1581	3.8900	19.1156	8.3322	16.7323		110.2962
	S	138.466	89.606	100.432	108.003	88.621	74.814		79.607
17	T		12.2647	4.1008	19.3482	8.5357	14.2167	13.6252	369.6838
	S		74.215	95.270	106.705	86.508	88.053	106.287	23.751
18	T	6.5771	10.5996	4.0498	18.7369	8.1371	16.8658	13.9291	91.3675
	S	139.119	85.874	96.469	110.186	90.746	74.222	103.968	96.100
19	T	6.5839	10.3818	4.0054	18.7092	8.0129	13.6426	13.6869	87.5272
	S	138.975	87.675	97.539	110.349	92.153	91.758	105.808	100.316

Event: Chris Griffis Memorial OT - USF2000

Track: Indianapolis Motor Speedway RC

2.439 mile(s)



Report: Section Data Report

USF2000 Championship

Session: Test Session 1

October 19, 2019

Section Data for Car 7 - Bogle, Christian

Lap	T/SF to I1	I1 to I2	I2 to I3A	I3A to I4	I5 to I6	I6 to I8	I8 to SF	Lap	
20	T	6.5774	10.1643	3.9689	18.5701	7.9532	13.5643	13.5406	86.6172
	S	139.113	89.551	98.436	111.176	92.844	92.288	106.951	101.370
21	T	6.5491	10.2126	3.9726	18.8741	7.9914	13.4888	13.6179	86.9977
	S	139.714	89.128	98.344	109.385	92.400	92.804	106.344	100.927
22	T	6.5633	10.0188	3.9562	18.5004	8.0413	13.5832	13.5700	86.3655
	S	139.412	90.852	98.752	111.595	91.827	92.159	106.719	101.666
23	T	6.5583	9.9577	3.9627	18.4634	8.0591	13.8562	13.5039	86.5187
	S	139.518	91.409	98.590	111.818	91.624	90.344	107.242	101.486
24	T	6.5506	10.0226	3.9856	18.3983	7.9429	13.6300	13.5077	86.1231
	S	139.682	90.817	98.023	112.214	92.965	91.843	107.212	101.952
25	T	6.8371	11.2631	4.0572	19.3649	8.2517	16.0454		
	S	133.829	80.815	96.293	106.613	89.486	78.017		

Event: Chris Griffis Memorial OT - USF2000
Track: Indianapolis Motor Speedway RC
Report: Section Data Report
Session: Test Session 1

2.439 mile(s)



USF2000 Championship
October 19, 2019

Section Data for Car 73 - Dupell, Kyle

Lap	T/SF to I1	I1 to I2	I2 to I3A	I3A to I4	I5 to I6	I6 to I8	I8 to SF	Lap	
1	T	6.8468	11.1541	4.3275	19.9146	8.5318	14.4381	14.1701	92.5230
	S	133.639	81.605	90.279	103.670	86.548	86.702	102.200	94.900
2	T	6.7529	10.7235	4.2404	19.1356	8.3219	22.1299	14.3973	99.1280
	S	135.497	84.882	92.133	107.890	88.731	56.567	100.587	88.576
3	T	6.7707	10.6180	4.2325	19.0567	8.2674	14.1171	13.8971	89.6134
	S	135.141	85.725	92.305	108.337	89.316	88.674	104.207	97.981
4	T	6.6823	10.3681	4.1524	19.0417	8.1437	14.0044	13.7553	88.6395
	S	136.929	87.791	94.086	108.422	90.672	89.387	105.282	99.057
5	T	6.5765	11.1965	4.2036	18.7190	8.4656	14.6830	13.9133	90.1021
	S	139.132	81.296	92.940	110.291	87.225	85.256	104.086	97.449
6	T	6.6288	10.6070	4.1198	18.7825	8.0203	13.7218	13.9409	88.0911
	S	138.034	85.814	94.830	109.919	92.068	91.228	103.880	99.674
7	T	6.6682	10.2517	4.1567	18.6811	8.1564	13.7352	13.8308	88.0135
	S	137.218	88.788	93.988	110.515	90.531	91.139	104.707	99.762
8	T	6.6464	10.1170	4.1014	18.7240	8.2491	13.9199	13.8224	87.5810
	S	137.669	89.970	95.256	110.262	89.514	89.930	104.771	100.255
9	T	6.6492			19.8852	8.0540	13.9300	13.7287	95.7737
	S	137.611			103.823	91.682	89.865	105.486	91.679
10	T	6.6633	10.0706	4.0936	18.8129	7.9698	13.6451	13.9128	87.2435
	S	137.319	90.385	95.437	109.741	92.651	91.741	104.090	100.642
11	T	6.6708	10.1859	4.0899	18.5477	7.9020	13.6382	13.8698	87.0101
	S	137.165	89.361	95.524	111.310	93.446	91.788	104.413	100.912
12	T	6.6687	10.0837	4.1991	18.6529	8.4450	13.6305	13.8367	89.1443
	S	137.208	90.267	93.039	110.682	87.437	91.839	104.662	98.496
13	T	6.6780	10.0567	4.0596	18.6157	8.0192	13.6478	13.7341	86.8066
	S	137.017	90.510	96.237	110.903	92.080	91.723	105.444	101.149
14	T	6.6718	10.1125	4.0751	18.7280	8.2142	14.9095	13.7788	88.5988
	S	137.144	90.010	95.870	110.238	89.894	83.961	105.102	99.103
15	T	6.6281	10.0799	4.1118	18.6122	7.9840	13.5509	13.7453	86.8003
	S	138.049	90.301	95.015	110.924	92.486	92.379	105.358	101.156
16	T	6.6098	10.1567	4.0099	18.7445	8.2023	13.7471	13.6939	87.1439
	S	138.431	89.618	97.429	110.141	90.025	91.061	105.754	100.757
17	T	6.6643	10.0490	4.1602	18.5739	8.0337	13.4949	13.7517	86.5834
	S	137.299	90.579	93.909	111.153	91.914	92.762	105.309	101.410
18	T	6.6768	10.1157	4.0892	18.7989	8.1574	14.1355	15.9145	90.4039
	S	137.042	89.982	95.540	109.823	90.520	88.558	90.998	97.124
19	T	8.7640	12.4492	4.7405	21.9473	8.8600	17.1433		116.8644
	S	104.404	73.115	82.414	94.068	83.342	73.021		75.133

Event: Chris Griffis Memorial OT - USF2000
Track: Indianapolis Motor Speedway RC
Report: Section Data Report
Session: Test Session 1

2.439 mile(s)



USF2000 Championship
October 19, 2019

Section Data for Car 73 - Dupell, Kyle

Lap	T/SF to I1	I1 to I2	I2 to I3A	I3A to I4	I5 to I6	I6 to I8	I8 to SF	Lap	
20	T		13.7063	4.1525	19.4982	8.2732	14.1280	13.9747	415.6132
	S		66.409	94.084	105.884	89.253	88.605	103.629	21.126
21	T	6.6721	10.3555	4.0632	18.6372	8.0366	13.6985	13.6037	87.6053
	S	137.138	87.898	96.151	110.776	91.881	91.384	106.455	100.227
22	T	6.5947	10.3915	4.4248	19.5861	8.0216	13.7365	13.7023	89.4859
	S	138.748	87.593	88.294	105.409	92.053	91.131	105.689	98.120
23	T	6.6031	10.1959	4.0179	18.5038	8.0766	13.6441	13.6631	86.5933
	S	138.571	89.274	97.235	111.574	91.426	91.748	105.992	101.398
24	T	6.5828	10.0056	4.0722	19.0096	8.6237	13.7009	13.7911	88.2424
	S	138.999	90.972	95.939	108.605	85.626	91.368	105.008	99.503
25	T	6.6410	9.9596	4.0580	18.6105	7.9689	13.5292	13.6922	86.4009
	S	137.780	91.392	96.274	110.934	92.661	92.527	105.767	101.624
26	T	6.6420	10.4155	4.3219	19.0785	8.1151	15.1873		
	S	137.760	87.392	90.396	108.213	90.992	82.425		

Event: Chris Griffis Memorial OT - USF2000
Track: Indianapolis Motor Speedway RC
Report: Section Data Report
Session: Test Session 1

2.439 mile(s)



USF2000 Championship
October 19, 2019

Section Data for Car 78 - Andersson, Viktor (R)

Lap	T/SF to I1	I1 to I2	I2 to I3A	I3A to I4	I5 to I6	I6 to I8	I8 to SF	Lap	
1	T		16.4241	4.6435	20.9931	8.9153	14.9787	14.3377	201.1471
	S		55.420	84.135	98.344	82.825	83.573	101.005	43.652
2	T	6.7462	11.5945	4.9626	20.6864	8.5682	14.1630	14.1956	94.1489
	S	135.632	78.505	78.725	99.802	86.180	88.387	102.016	93.261
3	T	6.6716	10.8375	4.2263	19.1489	8.4990	14.1275	14.3970	90.8888
	S	137.149	83.989	92.441	107.815	86.882	88.609	100.589	96.606
4	T	6.8127	11.4348	4.1657	18.9505	8.3079	13.9869	13.8625	90.1984
	S	134.308	79.602	93.785	108.944	88.880	89.499	104.468	97.345
5	T	6.6550	10.6377	4.5956	19.2408	8.9084	14.0873	13.7969	91.0508
	S	137.491	85.566	85.012	107.300	82.889	88.861	104.964	96.434
6	T	6.6229	10.5575	4.0743	18.6932	8.1828	13.7794	13.8885	88.4102
	S	138.157	86.216	95.889	110.444	90.239	90.847	104.272	99.314
7	T	6.6541	10.3638	4.0468	18.7966	8.1359	13.6398	13.7931	88.1146
	S	137.509	87.828	96.541	109.836	90.759	91.777	104.993	99.648
8	T	6.6574	10.1812	3.9804	18.7369	8.1107	13.7541	13.7489	87.6086
	S	137.441	89.403	98.151	110.186	91.041	91.014	105.331	100.223
9	T	6.6531	10.1761	3.9778	18.7348	8.2914	13.7983	13.8012	88.9534
	S	137.530	89.448	98.216	110.198	89.057	90.723	104.932	98.708
10	T	6.6651	10.2613	4.0300	18.6521	8.0740	13.3925	13.8967	87.3470
	S	137.282	88.705	96.943	110.687	91.455	93.472	104.210	100.523
11	T	6.5938	10.9769	4.1524	18.7720	8.0322	13.6939	13.6694	88.2437
	S	138.767	82.922	94.086	109.980	91.931	91.414	105.943	99.502
12	T	6.6384	10.0957	4.0104	18.6748	8.0597	13.4500	13.7303	86.6361
	S	137.834	90.160	97.417	110.552	91.617	93.072	105.473	101.348
13	T	6.6349	10.2241	4.0003	18.6173	8.0162	13.4812	13.6820	87.2804
	S	137.907	89.028	97.663	110.894	92.115	92.857	105.846	100.600
14	T	6.6321	10.1536	3.9526	18.6839	8.0456	20.2101	13.9054	93.7917
	S	137.965	89.646	98.842	110.499	91.778	61.940	104.145	93.616
15	T	6.6642	10.5947	4.0919	18.9387	8.1023	15.2801		108.4351
	S	137.301	85.913	95.477	109.012	91.136	81.925		80.974
16	T		15.5301	4.1448	19.4123	8.2400	13.7610	13.8050	431.7835
	S		58.611	94.258	106.352	89.613	90.969	104.903	20.335
17	T	6.6766	10.3961	4.0430	18.7527	9.1945	14.1746	13.7086	89.2163
	S	137.046	87.555	96.632	110.093	80.310	88.314	105.640	98.417
18	T	6.6636	10.2436	4.0062	18.6341	8.1110	13.4722	13.8095	87.1602
	S	137.313	88.858	97.519	110.794	91.038	92.919	104.869	100.739
19	T	6.6526	10.0642	4.0071	18.6604	7.9706	13.3922	13.7558	86.5781
	S	137.540	90.442	97.497	110.638	92.642	93.474	105.278	101.416

Event: Chris Griffis Memorial OT - USF2000

Track: Indianapolis Motor Speedway RC

2.439 mile(s)



Report: Section Data Report

USF2000 Championship

Session: Test Session 1

October 19, 2019

Section Data for Car 78 - Andersson, Viktor (R)

Lap	T/SF to I1	I1 to I2	I2 to I3A	I3A to I4	I5 to I6	I6 to I8	I8 to SF	Lap	
20	T	6.6501	10.0477	3.9612	18.5123	8.0743	13.3904	13.6948	86.3750
	S	137.592	90.591	98.627	111.523	91.452	93.486	105.747	101.654
21	T	6.6410	10.0533	3.9819	18.6427	8.0025	13.3698	13.6794	86.8000
	S	137.780	90.540	98.114	110.743	92.272	93.630	105.866	101.157
22	T	6.6543	10.0174	3.9748	18.5503	8.1909	13.3753	13.7604	86.6389
	S	137.505	90.865	98.290	111.294	90.150	93.592	105.243	101.345
23	T	6.6595	10.0066	3.9778	18.7470	8.0561	13.3321	13.7715	86.5571
	S	137.398	90.963	98.216	110.127	91.658	93.895	105.158	101.441
24	T	6.6582	10.3538	4.2226	18.9315	8.0671	15.0487		
	S	137.425	87.912	92.522	109.053	91.533	83.184		

Event: Chris Griffis Memorial OT - USF2000

Track: Indianapolis Motor Speedway RC

2.439 mile(s)



Report: Section Data Report

USF2000 Championship

Session: Test Session 1

October 19, 2019

Section Data for Car 79 - Thompson, TJ (R)

Lap	T/SF to I1	I1 to I2	I2 to I3A	I3A to I4	I5 to I6	I6 to I8	I8 to SF	Lap
1	T	17.9970	5.2949	22.4732	9.8169	16.7219	16.5515	271.4751
	S	50.577	73.785	91.867	75.218	74.861	87.496	32.343
2	T	7.0051	16.6077	6.1919	21.5387	9.1499	16.0443	106.9372
	S	130.619	54.808	63.096	95.853	80.701	78.023	93.991
3	T	6.8674	11.7842	4.4981	21.0100		21.0250	191.4817
	S	133.238	77.241	86.855	98.265		59.540	45.855
4	T		15.9050	5.3433	24.5524	9.4560	23.4015	16.3810
	S		57.229	73.116	84.087	78.089	53.493	88.406
5	T	6.9396	12.4467	5.2425	21.8920	9.0701	15.7950	101.5170
	S	131.852	73.130	74.522	94.306	81.411	79.254	93.418
6	T	6.8582	11.9561	4.4145	20.0976	8.6022	15.0695	15.3219
	S	133.417	76.131	88.500	102.726	85.840	83.070	94.517
7	T	6.8270	11.7236	4.6966	20.8228	8.7767	20.1741	15.6198
	S	134.027	77.641	83.184	99.148	84.133	62.051	92.714
8	T	6.8292	11.5991	4.3305	19.8004	8.4650	15.7548	14.5718
	S	133.983	78.474	90.216	104.268	87.231	79.456	99.382
9	T	6.7445	10.9426	4.2228	19.8048	8.3666	14.4395	14.4479
	S	135.666	83.182	92.517	104.245	88.257	86.694	100.235
10	T	6.6989	10.9968	4.1680	19.6570	8.3363	14.2059	14.4475
	S	136.590	82.772	93.734	105.029	88.578	88.120	100.238
11	T	6.7146	10.6291	4.2062	20.1807	8.3805	19.0109	18.0647
	S	136.270	85.635	92.882	102.303	88.110	65.847	80.166
12	T	9.7210	14.2469	5.9873	24.1213	9.9744	18.7395	
	S	94.126	63.889	65.252	85.590	74.030	66.801	63.803
13	T		14.7712	4.7238	22.0412	8.4077	15.2676	14.5105
	S		61.622	82.705	93.668	87.825	81.992	99.802
14	T	6.7340	10.8683	4.2740	19.7217	19.7064	16.3432	14.4846
	S	135.878	83.751	91.409	104.684	37.471	76.596	99.981
15	T	6.7263	10.8681	4.2882	19.6731	8.4094	14.2485	14.2793
	S	136.033	83.752	91.106	104.943	87.808	87.856	101.418
16	T	6.6733	10.7762	4.2442	19.5661	8.4273	14.5768	14.1824
	S	137.114	84.466	92.051	105.516	87.621	85.877	102.111
17	T	6.6674			21.1397	8.2408	14.1294	14.3193
	S	137.235			97.662	89.604	88.597	101.135
18	T	6.6945	10.6958	4.2467	19.4436	8.2421	14.3530	15.0345
	S	136.679	85.101	91.997	106.181	89.590	87.216	96.324
19	T	6.6901	10.9392	4.2850	20.4289	9.7793	21.8698	14.9252
	S	136.769	83.208	91.174	101.060	75.507	57.240	97.029

Event: Chris Griffis Memorial OT - USF2000

Track: Indianapolis Motor Speedway RC

2.439 mile(s)



Report: Section Data Report

USF2000 Championship

Session: Test Session 1

October 19, 2019

Section Data for Car 79 - Thompson, TJ (R)

Lap	T/SF to I1	I1 to I2	I2 to I3A	I3A to I4	I5 to I6	I6 to I8	I8 to SF	Lap	
20	T	6.7047	10.6615	4.1946	19.7274	8.2484	14.2551	14.2444	90.8340
	S	136.471	85.375	93.139	104.654	89.521	87.815	101.667	96.664
21	T	6.6961	10.8576	4.2589	19.7452	8.3687	17.5151		
	S	136.647	83.833	91.733	104.559	88.235	71.471		

Event: Chris Griffis Memorial OT - USF2000
Track: Indianapolis Motor Speedway RC
Report: Section Data Report
Session: Test Session 1

2.439 mile(s)



USF2000 Championship
October 19, 2019

Section Data for Car 9 - Voigt, Harry (R)

Lap	T/SF to I1	I1 to I2	I2 to I3A	I3A to I4	I5 to I6	I6 to I8	I8 to SF	Lap	
1	T		13.7884	4.7491	21.3028	8.9621	15.1557	24.4194	146.4089
	S		66.014	82.264	96.914	82.392	82.597	59.305	59.972
2	T	7.2475	12.5430	5.1579	22.1583	9.1046	15.3631	16.1731	103.0887
	S	126.250	72.569	75.744	93.173	81.103	81.482	89.543	85.173
3	T	6.9095	11.5025	4.4716	20.8195	8.8214	15.0670	14.3886	96.0792
	S	132.426	79.133	87.370	99.164	83.707	83.083	100.648	91.387
4	T	6.7809	12.4635	4.4256	19.6001	8.4083	14.7475	14.3184	94.3845
	S	134.938	73.031	88.278	105.333	87.819	84.883	101.141	93.028
5	T	6.9080	10.8523	4.3134	19.4193	8.3953	14.4517	14.0954	92.0170
	S	132.455	83.874	90.574	106.314	87.955	86.621	102.741	95.421
6	T	6.8633	10.9448	4.2949	19.5146	8.3489	14.3230	14.0724	91.8915
	S	133.318	83.165	90.964	105.795	88.444	87.399	102.909	95.552
7	T	6.7908	10.6977	4.2953	19.3958	8.2921	19.5769	15.6485	98.3666
	S	134.741	85.086	90.956	106.443	89.050	63.944	92.544	89.262
8	T	7.3939	10.9297	4.3270	19.1891	8.2539	14.2800	13.9735	92.0759
	S	123.751	83.280	90.289	107.589	89.462	87.662	103.638	95.360
9	T	6.7801	10.8421	4.2810	19.3773	8.3093	14.2384	14.8203	92.0312
	S	134.954	83.953	91.259	106.545	88.865	87.918	97.716	95.407
10	T	6.7438	11.0109	4.2829	19.2249	8.2168	14.6463	14.0597	91.6544
	S	135.680	82.666	91.219	107.389	89.866	85.470	103.002	95.799
11	T	6.7722	10.8509	4.2179	18.9816	8.4107	14.3755	13.7497	90.3169
	S	135.111	83.885	92.625	108.766	87.794	87.080	105.325	97.218
12	T	6.7757	10.6613	4.2238	18.9393	8.2410	14.0201	13.8638	90.0513
	S	135.041	85.377	92.495	109.009	89.602	89.287	104.458	97.504
13	T	6.7744	10.4129	4.1276	18.9104	8.3076	14.5485	13.8498	89.8292
	S	135.067	87.413	94.651	109.175	88.884	86.044	104.563	97.745
14	T	6.7508	10.5468	4.2037	19.1545	8.2472	15.3589		110.7780
	S	135.539	86.304	92.938	107.784	89.535	81.504		79.261
15	T		14.8344	4.1426	19.7631	9.2598	27.1193		268.4138
	S		61.359	94.308	104.465	79.744	46.160		32.712
16	T		12.4938	4.2965	20.1885	8.4991	14.5594	14.0816	228.3861
	S		72.854	90.930	102.263	86.881	85.980	102.842	38.445
17	T	6.9718	10.7502	4.2579	19.2736	8.2867	14.4044	13.9562	91.7822
	S	131.243	84.671	91.755	107.118	89.108	86.905	103.766	95.666
18	T	6.9185			20.8550	8.3703	14.2348	14.0377	100.9508
	S	132.254			98.995	88.218	87.941	103.164	86.977
19	T	6.9071	10.4829	4.1953	19.1127	8.2866	14.1077	13.8833	90.0581
	S	132.472	86.830	93.124	108.020	89.109	88.733	104.311	97.497

Event: Chris Griffis Memorial OT - USF2000
Track: Indianapolis Motor Speedway RC
Report: Section Data Report
Session: Test Session 1

2.439 mile(s)



USF2000 Championship
October 19, 2019

Section Data for Car 9 - Voigt, Harry (R)

Lap	T/SF to I1	I1 to I2	I2 to I3A	I3A to I4	I5 to I6	I6 to I8	I8 to SF	Lap	
20	T	6.9106	10.7687	4.2932	19.0644	8.2535	14.1293	13.8347	90.2717
	S	132.405	84.525	91.000	108.293	89.466	88.597	104.678	97.266
21	T	6.9105	10.4916	4.1935	18.9241	8.1475	14.0153	13.8557	90.2109
	S	132.407	86.758	93.164	109.096	90.630	89.318	104.519	97.332
22	T	6.8676	10.4445	4.1040	18.8421	8.1485	13.8567	13.7438	88.8367
	S	133.234	87.149	95.195	109.571	90.619	90.340	105.370	98.838
23	T	6.8850	10.5595	4.2241	18.9002	8.0320	13.9314	13.7681	88.9326
	S	132.898	86.200	92.489	109.234	91.933	89.856	105.184	98.731
24	T	6.8157	10.3422	4.0600	18.9916	8.0687	14.8360		
	S	134.249	88.011	96.227	108.708	91.515	84.377		

Event: Chris Griffis Memorial OT - USF2000
Track: Indianapolis Motor Speedway RC
Report: Section Data Report
Session: Test Session 1

2.439 mile(s)



USF2000 Championship
October 19, 2019

Section Data for Car 91 - Barrichello, Eduardo

Lap	T/SF to I1	I1 to I2	I2 to I3A	I3A to I4	I5 to I6	I6 to I8	I8 to SF	Lap	
1	T		14.8296	5.8635	20.5769	8.8967	15.8462	14.2168	297.8827
	S		61.379	66.629	100.333	82.998	78.998	101.864	29.476
2	T	6.7395	11.0630	4.1874	21.7819	8.3807	14.1108	13.9751	94.0503
	S	135.767	82.277	93.299	94.783	88.108	88.713	103.626	93.359
3	T	6.6837	10.6635	4.1330	18.8168	8.1928	13.9172	13.7773	88.9498
	S	136.900	85.359	94.527	109.718	90.129	89.948	105.114	98.712
4	T	6.5558	10.5849	4.0482	18.8157	8.7132	13.7248	13.7933	88.8484
	S	139.571	85.993	96.508	109.725	84.746	91.208	104.992	98.825
5	T	6.6318	10.2629	4.0697	18.6556	8.0673	13.5408	13.8139	87.3928
	S	137.972	88.691	95.998	110.666	91.531	92.448	104.835	100.471
6	T	6.6268	10.4429	4.1122	18.6364	8.1987	14.7862		108.9255
	S	138.076	87.162	95.006	110.780	90.064	84.661		80.609
7	T		13.9242	4.2535	19.2032	8.1215	33.4249		257.9559
	S		65.370	91.849	107.510	90.920	37.452		34.038
8	T		18.2893	4.2849	19.4709	8.1465	31.3756	14.8724	214.2014
	S		49.768	91.176	106.032	90.641	39.898	97.374	40.991
9	T	7.2085	11.8523	4.1113	18.6531	8.2503	15.6394	13.5797	91.8218
	S	126.933	76.798	95.026	110.681	89.501	80.043	106.643	95.624
10	T	6.5800	10.1771	4.0494	18.4564	8.0440	13.6201	13.5462	86.5069
	S	139.058	89.439	96.479	111.861	91.796	91.910	106.907	101.499
11	T	6.5103	10.2264	4.0598	18.3724	7.9468	13.4148	13.6409	86.7194
	S	140.547	89.008	96.232	112.372	92.919	93.316	106.165	101.251
12	T	6.5715	10.0401	4.0278	18.3777	8.1394	14.7685		106.2031
	S	139.238	90.659	96.996	112.340	90.720	84.763		82.676
13	T		12.3755	4.1331	18.9807	8.0371	13.5243	13.6358	259.0030
	S		73.551	94.525	108.771	91.875	92.561	106.204	33.901
14	T	6.6168	10.0747	4.0478	18.4339	7.9550	13.2838	13.7451	86.2231
	S	138.284	90.348	96.517	111.997	92.823	94.236	105.360	101.833
15	T	6.5869	10.2072	4.0530	18.3145	7.8568	13.3611	13.6764	86.1060
	S	138.912	89.175	96.393	112.727	93.983	93.691	105.889	101.972
16	T	6.5603	9.9901	4.0102	18.3100	7.9189	13.3562	13.9979	86.0201
	S	139.475	91.113	97.422	112.755	93.246	93.726	103.457	102.074
17	T	6.5691	10.0313	4.0274	18.3335	8.5721	14.1514	13.4973	87.8798
	S	139.288	90.739	97.006	112.611	86.141	88.459	107.294	99.914
18	T	6.5671	9.9483	3.9475	18.3439	7.9080	13.3663	13.6132	85.6358
	S	139.331	91.496	98.969	112.547	93.375	93.655	106.381	102.532
19	T	6.5086	10.0986	4.0028	18.2993	7.8757	13.5337	13.8005	86.1178
	S	140.583	90.134	97.602	112.821	93.758	92.496	104.937	101.958

Event: Chris Griffis Memorial OT - USF2000

Track: Indianapolis Motor Speedway RC

2.439 mile(s)



Report: Section Data Report

USF2000 Championship

Session: Test Session 1

October 19, 2019

Section Data for Car 91 - Barrichello, Eduardo

Lap	T/SF to I1	I1 to I2	I2 to I3A	I3A to I4	I5 to I6	I6 to I8	I8 to SF	Lap	
20	T	6.5266	10.2979	6.2970	22.4113	7.9301	13.7469	13.4560	93.6786
	S	140.196	88.390	62.043	92.121	93.115	91.062	107.624	93.729
21	T	6.5888	10.0532	4.0371	18.4427	7.9004	13.2952	13.6846	85.9726
	S	138.872	90.541	96.773	111.944	93.465	94.156	105.826	102.130
22	T	6.6038	10.0838	4.0175	18.5882	7.9135	14.6334		
	S	138.557	90.266	97.245	111.068	93.310	85.545		

Event: Chris Griffis Memorial OT - USF2000

Track: Indianapolis Motor Speedway RC

2.439 mile(s)



Report: Section Data Report

USF2000 Championship






Session: Test Session 1

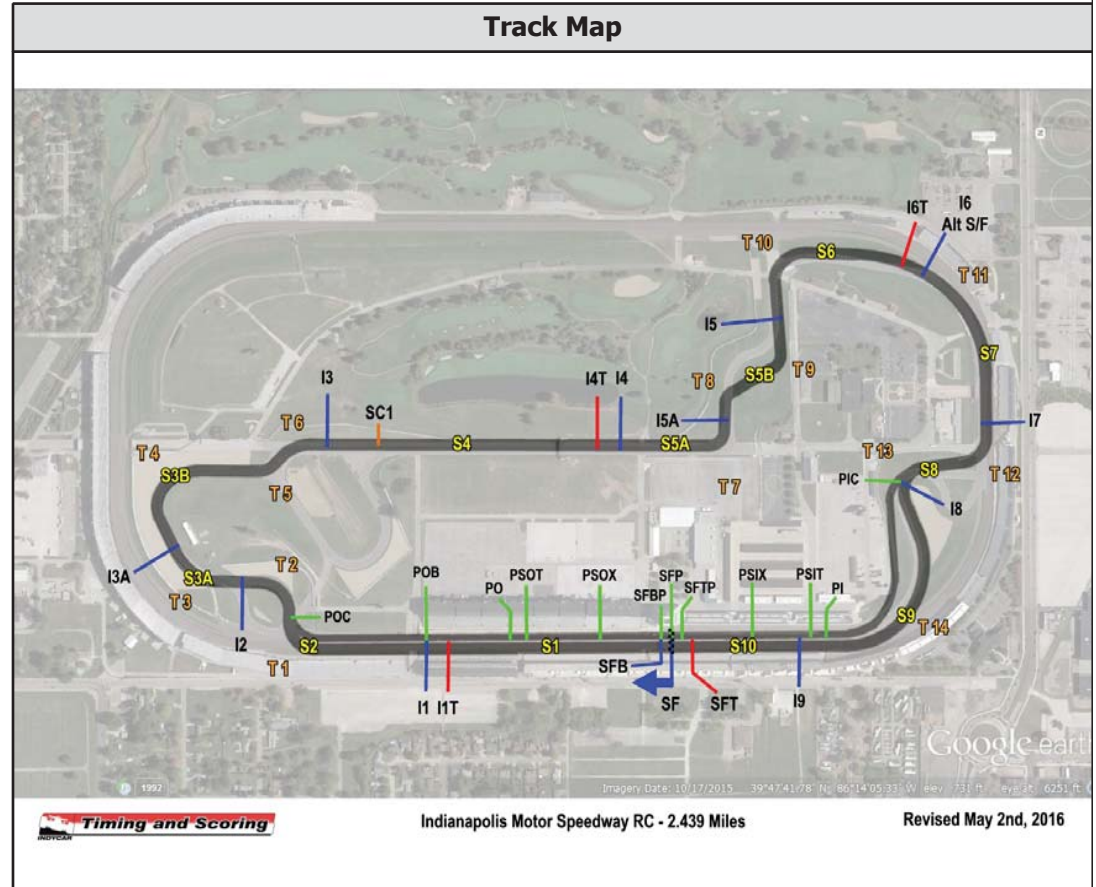
October 19, 2019

Section Data for Car

Report Support Information

Section Legend	
Name	Length
SF to I1	0.254167 miles
I1 to I2	0.252841 miles
I2 to I3A	0.108523 miles
I3A to I3	0.232197 miles
I3A to I4	0.573485 miles
I3 to I4	0.341288 miles
I4 to I5A	0.165720 miles
I5A to I5	0.129167 miles
I5 to I6	0.205114 miles
I6 to I7	0.195265 miles
I6 to I8	0.347727 miles
I7 to I8	0.152462 miles
I8 to I9	0.237879 miles
I8 to SF	0.402273 miles
I9 to SF	0.164394 miles
I2 to I3	0.340720 miles
I4 to I5	0.294886 miles
Lap	2.439000 miles
PI to PO	0.394602 miles
PO to SF	2.239110 miles
SF to PI	2.223106 miles
PO to I2	0.307102 miles
I7 to PI	0.338826 miles

Color Legend	
	Fastest Lap
	Section Under Caution
	Section Under Green
	Section Time Data
	Section Speed Data



Event: Chris Griffis Memorial OT - USF2000

Track: Indianapolis Motor Speedway RC

2.439 mile(s)



Report: Section Data Report

USF2000 Championship

Session: Test Session 1

October 19, 2019

Section Data for Car

PO to PI	2.023201 miles
----------	----------------