

Event: Andersen Companies USF2000 GP at NJMP  
Track: New Jersey Motorsports Park  
Report: Section Data Report  
Session: Practice 1

Round 13/14/15  
2.14 mile(s)  
USF2000 Championship  
October 10, 2020



Section Data for Car 1 - Campbell, Prescott (R)

Lap	T/SF to I1	I1 to I2	I2 to I3	I3 to SF	Lap	
1	T	25.7700	22.3057	28.2943	17.3921	93.7621
	S	84.877	79.107	77.353	89.931	82.165
2	T	24.1713	20.2458	31.4473	16.3472	92.2116
	S	90.490	87.156	69.597	95.679	83.547
3	T	24.0796	18.6036	26.0727	14.8430	83.5989
	S	90.835	94.850	83.944	105.376	92.154
4	T	21.4358	18.4572	25.9489	13.7791	79.6210
	S	102.038	95.602	84.344	113.512	96.758
5	T	22.5494	20.9136	27.1298	13.7373	84.3301
	S	96.999	84.373	80.673	113.857	91.355
6	T	21.2016	18.3227	25.8625	13.7828	79.1696
	S	103.165	96.304	84.626	113.481	97.310
7	T	21.1719	18.3765	25.9640	13.7461	79.2585
	S	103.310	96.022	84.295	113.784	97.201
8	T	21.2590	18.3471	25.9297	13.7460	79.2818
	S	102.887	96.176	84.407	113.785	97.172
9	T		18.7658	26.1982		246.2523
	S		94.030	83.541		31.285
10	T	21.2920	18.3076	25.8290	13.7917	79.2203
	S	102.727	96.383	84.736	113.408	97.248
11	T	21.1227	18.2143	25.8958	13.7290	78.9618
	S	103.551	96.877	84.517	113.926	97.566
12	T		18.6572	25.9121		129.0624
	S		94.577	84.464		59.692
13	T	21.3232	18.3340	25.8364	13.7699	79.2635
	S	102.577	96.244	84.711	113.588	97.195
14	T	21.8110	18.5576	25.9378	13.7387	80.0451
	S	100.283	95.085	84.380	113.846	96.246
15	T	21.2456	18.2925	26.1537	13.7425	79.4343
	S	102.952	96.463	83.684	113.814	96.986
16	T	21.2635	18.3509	26.0412	13.7564	79.4120
	S	102.865	96.156	84.045	113.699	97.013

Event: Andersen Companies USF2000 GP at NJMP  
 Track: New Jersey Motorsports Park  
 Report: Section Data Report  
 Session: Practice 1

Round 13/14/15  
 2.14 mile(s)  
 USF2000 Championship  
 October 10, 2020



Section Data for Car 10 - Shields, Cameron

Lap	T/SF to I1	I1 to I2	I2 to I3	I3 to SF	Lap	
1	T	24.5449	20.4168	28.6067	14.0996	87.6680
	S	89.113	86.426	76.508	110.932	87.877
2	T		19.8515	27.5021		236.1861
	S		88.887	79.581		32.618
3	T	21.4931	18.3550	25.7587	13.7606	79.3674
	S	101.766	96.134	84.967	113.664	97.068
4	T	21.2215	18.1880	25.7241	13.7172	78.8508
	S	103.069	97.017	85.081	114.024	97.704
5	T	21.0536	18.0427	25.7460	13.7296	78.5719
	S	103.891	97.798	85.009	113.921	98.050
6	T	21.0794	18.1046	25.6429	13.6919	78.5188
	S	103.764	97.464	85.351	114.235	98.117
7	T	21.0266	18.0309	25.6301	13.7119	78.3995
	S	104.024	97.862	85.393	114.068	98.266
8	T		20.4898	26.5064		360.5560
	S		86.118	82.570		21.367
9	T	21.0854	18.0802	25.8274	13.6964	78.6894
	S	103.734	97.595	84.741	114.197	97.904
10	T	20.8329	18.0521	25.7311	13.6549	78.2710
	S	104.991	97.747	85.058	114.544	98.427
11	T	22.9694	19.3504	27.5141	13.7169	83.5508
	S	95.226	91.189	79.546	114.027	92.207
12	T	21.0388	18.0721	25.6874	13.7090	78.5073
	S	103.964	97.639	85.203	114.092	98.131
13	T		19.5855	31.1624		183.0001
	S		90.094	70.233		42.098
14	T	20.9443	18.1126	25.7137	13.6456	78.4162
	S	104.433	97.421	85.116	114.622	98.245
15	T	20.8577	18.1223	25.6481	13.6897	78.3178
	S	104.866	97.369	85.333	114.253	98.368

Event: Andersen Companies USF2000 GP at NJMP  
Track: New Jersey Motorsports Park  
Report: Section Data Report  
Session: Practice 1

Round 13/14/15  
2.14 mile(s)  
USF2000 Championship  
October 10, 2020



Section Data for Car 11 - Christodoulou, Nico (R)

Lap	T/SF to I1	I1 to I2	I2 to I3	I3 to SF	Lap	
1	T	23.2086	19.7525	27.3226	14.0073	84.2910
	S	94.244	89.333	80.104	111.663	91.398
2	T	22.0577	18.8356	26.6891	13.8991	81.4815
	S	99.161	93.681	82.005	112.532	94.549
3	T	22.0361	18.4885	26.2178	13.8319	80.5743
	S	99.259	95.440	83.479	113.079	95.614
4	T	27.2322	21.2220	28.3105	13.7731	90.5378
	S	80.319	83.147	77.308	113.561	85.092
5	T		22.6721	28.3437		165.1295
	S		77.829	77.218		46.654
6	T	21.7629	18.5387	26.3216	13.8079	80.4311
	S	100.505	95.182	83.150	113.275	95.784
7	T	21.4092	18.3462	26.0559	13.7065	79.5178
	S	102.165	96.180	83.998	114.113	96.884
8	T	21.2915	18.2281	25.8401	13.7181	79.0778
	S	102.730	96.804	84.699	114.017	97.423
9	T	21.2433	18.2631	25.8468	13.7125	79.0657
	S	102.963	96.618	84.677	114.063	97.438
10	T	21.0498	18.2292	26.0162	13.6913	78.9865
	S	103.909	96.798	84.126	114.240	97.536
11	T	21.3952	18.2531	26.1358	14.7590	80.5431
	S	102.232	96.671	83.741	105.975	95.651
12	T	21.2068	18.9076	28.3367	13.6532	82.1043
	S	103.140	93.325	77.237	114.559	93.832
13	T		20.9546	26.6539		255.4521
	S		84.208	82.113		30.158
14	T	21.3419	18.3303	26.0156	13.6561	79.3439
	S	102.487	96.264	84.128	114.534	97.096
15	T	21.2084	18.2338	25.9069	13.7296	79.0787
	S	103.132	96.773	84.481	113.921	97.422
16	T	21.1265	18.2800	26.0674	13.6171	79.0910
	S	103.532	96.529	83.961	114.862	97.407
17	T	22.1329	20.1775	27.8119	13.6877	83.8100
	S	98.824	87.451	78.694	114.270	91.922
18	T	21.4593	18.2046	26.1885	13.6924	79.5448
	S	101.927	96.929	83.572	114.231	96.851
19	T	22.7898	19.8594	32.2637	13.7408	
	S	95.976	88.852	67.836	113.828	

**Event:** Andersen Companies USF2000 GP at NJMP  
**Track:** New Jersey Motorsports Park  
**Report:** Section Data Report  
**Session:** Practice 1

**Round 13/14/15**  
**2.14 mile(s)**

**USF2000 Championship**  
**October 10, 2020**



**Section Data for Car 16 - Pierson, Josh (R)**

Lap	T/SF to I1	I1 to I2	I2 to I3	I3 to SF	Lap	
1	T	23.7084	19.8658	29.4107	15.0827	88.0676
	S	92.257	88.823	74.416	103.701	87.478
2	T	22.0501	18.6650	26.6626	13.7896	81.1673
	S	99.196	94.538	82.086	113.425	94.915
3	T	21.7265	18.4969	26.1703	13.7514	80.1451
	S	100.673	95.397	83.631	113.740	96.126
4	T	21.4208	18.3475	26.0891	13.7212	79.5786
	S	102.110	96.174	83.891	113.991	96.810
5	T	21.2694	18.4248	25.9290	13.7227	79.3459
	S	102.837	95.770	84.409	113.978	97.094
6	T	21.1626	18.2763	25.9015	13.6913	79.0317
	S	103.356	96.548	84.498	114.240	97.480
7	T	21.1548	18.3190	25.8553	13.7139	79.0430
	S	103.394	96.323	84.649	114.052	97.466
8	T	21.2060	18.3419	25.9546	13.7097	79.2122
	S	103.144	96.203	84.326	114.086	97.258
9	T	21.0707	18.3822	26.0528	13.7035	79.2092
	S	103.806	95.992	84.008	114.138	97.261
10	T		18.4886	26.5174		243.5642
	S		95.440	82.536		31.630
11	T	21.2898	18.3881	25.9214	13.7381	79.3374
	S	102.738	95.961	84.434	113.851	97.104
12	T	21.2955	18.4651	25.8666	13.7032	79.3304
	S	102.711	95.561	84.612	114.141	97.113
13	T	21.2574	18.3099	25.9299	13.7281	79.2253
	S	102.895	96.371	84.406	113.934	97.242
14	T	21.1606	18.3122	26.0266	13.6865	79.1859
	S	103.365	96.359	84.092	114.280	97.290
15	T	21.1343	18.3777	25.8712	13.6607	79.0439
	S	103.494	96.016	84.597	114.496	97.465
16	T	21.4426	18.3273	26.4107	13.6448	79.8254
	S	102.006	96.280	82.869	114.629	96.511

Event: Andersen Companies USF2000 GP at NJMP  
Track: New Jersey Motorsports Park  
Report: Section Data Report  
Session: Practice 1

Round 13/14/15  
2.14 mile(s)  
USF2000 Championship  
October 10, 2020



Section Data for Car 2 - Green, Josh (R)

Lap	T/SF to I1	I1 to I2	I2 to I3	I3 to SF	Lap	
1	T	22.4428	19.8186	26.7087	14.0287	82.9988
	S	97.460	89.035	81.945	111.492	92.821
2	T	21.6109	18.4194	26.1649	13.9144	80.1096
	S	101.212	95.798	83.648	112.408	96.168
3	T	21.3071	18.3059	25.9642	13.8797	79.4569
	S	102.655	96.392	84.294	112.689	96.958
4	T	21.0984	18.5992	25.9627	13.8330	79.4933
	S	103.670	94.872	84.299	113.070	96.914
5	T	21.0577	18.3275	25.8117	13.7452	78.9421
	S	103.870	96.279	84.792	113.792	97.591
6	T	20.9704	18.2586	25.7259	13.7576	78.7125
	S	104.303	96.642	85.075	113.689	97.875
7	T	20.8832	18.2529	25.7642	13.7748	78.6751
	S	104.738	96.672	84.949	113.547	97.922
8	T	21.1188	18.2298	26.3195	13.7912	79.4593
	S	103.570	96.795	83.156	113.412	96.955
9	T		24.8010	30.7402		249.6332
	S		71.148	71.198		30.861
10	T	21.2443	18.3950	26.2846	13.7712	79.6951
	S	102.958	95.925	83.267	113.577	96.668
11	T	23.3251	18.3502	25.9210	13.8203	81.4166
	S	93.773	96.159	84.435	113.173	94.624
12	T	21.0061	18.2712	25.8131	13.8213	78.9117
	S	104.126	96.575	84.788	113.165	97.628
13	T	21.0258	18.7309	25.9309	13.8038	79.4914
	S	104.028	94.205	84.403	113.309	96.916
14	T	20.9462	18.2326	25.8422	13.8217	78.8427
	S	104.423	96.780	84.692	113.162	97.714
15	T	21.0641	18.2932	26.0071	13.8477	79.2121
	S	103.839	96.459	84.155	112.950	97.258
16	T	21.1256	18.2594	25.8552	13.7822	79.0224
	S	103.537	96.638	84.650	113.486	97.491
17	T	21.1817	18.3545	25.9519	13.7843	79.2724
	S	103.262	96.137	84.334	113.469	97.184
18	T	21.2231	18.3911	26.1126	13.7569	79.4837
	S	103.061	95.946	83.815	113.695	96.926
19	T	21.4962	18.3905	26.0155	13.7838	79.6860
	S	101.752	95.949	84.128	113.473	96.679

**Event:** Andersen Companies USF2000 GP at NJMP  
**Track:** New Jersey Motorsports Park  
**Report:** Section Data Report  
**Session:** Practice 1

**Round 13/14/15**  
**2.14 mile(s)**  
**USF2000 Championship**  
**October 10, 2020**



**Section Data for Car 2 - Green, Josh (R)**

Lap	T/SF to I1	I1 to I2	I2 to I3	I3 to SF	Lap	
20	T	21.1023	18.4199	26.1503	13.8718	79.5443
	S	103.651	95.796	83.695	112.753	96.852

Event: Andersen Companies USF2000 GP at NJMP  
Track: New Jersey Motorsports Park  
Report: Section Data Report  
Session: Practice 1

Round 13/14/15  
2.14 mile(s)



USF2000 Championship  
October 10, 2020

Section Data for Car 21 - Sundaramoorthy, Yuven

Lap	T/SF to I1	I1 to I2	I2 to I3	I3 to SF	Lap	
1	T	22.2584	19.2033	26.7793	13.9365	82.1775
	S	98.267	91.888	81.729	112.230	93.748
2	T	21.8408	18.6402	28.5020	13.7265	82.7095
	S	100.146	94.663	76.789	113.947	93.145
3	T	21.3892	18.4318	25.8544	13.7246	79.4000
	S	102.261	95.734	84.652	113.963	97.028
4	T	21.2206	18.2039	25.7588	13.6789	78.8622
	S	103.073	96.932	84.967	114.343	97.689
5	T	21.0241	18.1954	26.2509	13.6626	79.1330
	S	104.036	96.978	83.374	114.480	97.355
6	T	21.0022	18.2860	25.7901	13.7217	78.8000
	S	104.145	96.497	84.863	113.987	97.766
7	T	21.3616	18.6986	26.1103	13.6982	79.8687
	S	102.393	94.368	83.823	114.182	96.458
8	T		21.4974	26.9112		156.9673
	S		82.082	81.328		49.080
9	T	21.0368	18.3228	25.9079	13.7104	78.9779
	S	103.974	96.303	84.478	114.081	97.546
10	T	20.9709	18.2258	25.5913	13.7245	78.5125
	S	104.300	96.816	85.523	113.963	98.125
11	T	21.0848	18.3327	25.7145	13.6838	78.8158
	S	103.737	96.251	85.113	114.302	97.747
12	T	20.9563	18.2814	25.7807	13.7335	78.7519
	S	104.373	96.521	84.894	113.889	97.826
13	T		18.6118	26.0563		194.9667
	S		94.808	83.996		39.514
14	T	21.0830	18.3522	25.7822	13.7136	78.9310
	S	103.746	96.149	84.889	114.054	97.604
15	T	20.9393	18.2364	25.7997	13.6549	78.6303
	S	104.458	96.760	84.832	114.544	97.977
16	T	20.8185	18.2887	25.7665	13.6808	78.5545
	S	105.064	96.483	84.941	114.327	98.072
17	T	20.9208	18.2373	25.8297	13.6467	78.6345
	S	104.550	96.755	84.733	114.613	97.972
18	T	20.9356	18.3184	25.9314	13.7378	78.9232
	S	104.476	96.326	84.401	113.853	97.614
19	T	21.1906	18.3854	26.0210	13.7400	79.3370
	S	103.219	95.975	84.110	113.835	97.105

Event: Andersen Companies USF2000 GP at NJMP  
 Track: New Jersey Motorsports Park  
 Report: Section Data Report  
 Session: Practice 1

Round 13/14/15  
 2.14 mile(s)



USF2000 Championship  
 October 10, 2020

Section Data for Car 22 - Barrichello, Eduardo

Lap	T/SF to I1	I1 to I2	I2 to I3	I3 to SF	Lap	
1	T		19.2157	26.9113		138.0494
	S		91.828	81.328		55.806
2	T	22.0887	18.5861	26.1712	13.6866	80.5326
	S	99.022	94.939	83.628	114.279	95.663
3	T	21.2996	18.1453	25.7434	13.6596	78.8479
	S	102.691	97.245	85.017	114.505	97.707
4	T	21.1380	18.0378	25.5385	13.6820	78.3963
	S	103.476	97.825	85.699	114.317	98.270
5	T	20.8931	17.9425	25.5281	13.6684	78.0321
	S	104.689	98.344	85.734	114.431	98.729
6	T	20.8092	17.9947	25.5485	13.6030	77.9554
	S	105.111	98.059	85.666	114.981	98.826
7	T	20.8625	17.9676	25.6134	13.7113	78.1548
	S	104.842	98.207	85.449	114.073	98.574
8	T	23.4386	21.9816	27.4887	13.6391	86.5480
	S	93.319	80.274	79.619	114.677	89.014
9	T		23.5960	27.2011		185.0731
	S		74.782	80.461		41.627
10	T	21.1910	18.2859	26.1491	13.6182	79.2442
	S	103.217	96.498	83.698	114.853	97.218
11	T	20.9091	18.0477	25.7292	13.6230	78.3090
	S	104.609	97.771	85.064	114.813	98.379
12	T	21.3608	23.3459	26.9835	13.6509	85.3411
	S	102.397	75.583	81.110	114.578	90.273
13	T		23.1983	26.7744		194.2746
	S		76.064	81.744		39.655
14	T	21.1770	18.1345	25.7100	13.7079	78.7294
	S	103.285	97.303	85.128	114.101	97.854
15	T	21.1763	18.0751	25.7043	13.6541	78.6098
	S	103.289	97.623	85.147	114.551	98.003
16	T	21.0650	18.0234	26.0127	13.6241	78.7252
	S	103.834	97.903	84.137	114.803	97.859
17	T	21.0270	18.0420	25.7178	13.5608	78.3476
	S	104.022	97.802	85.102	115.339	98.331
18	T	20.8364	18.0392	25.5941	13.6189	78.0886
	S	104.974	97.817	85.513	114.847	98.657



Event: Andersen Companies USF2000 GP at NJMP  
Track: New Jersey Motorsports Park  
Report: Section Data Report  
Session: Practice 1

Round 13/14/15  
2.14 mile(s)



USF2000 Championship  
October 10, 2020

Section Data for Car 23 - Round-Garrido, Matt

Lap	T/SF to I1	I1 to I2	I2 to I3	I3 to SF	Lap	
1	T	22.5940	18.9540	26.5464	13.9411	82.0355
	S	96.808	93.096	82.446	112.193	93.911
2	T	21.7274	18.3889	26.0068	13.8355	79.9586
	S	100.669	95.957	84.156	113.049	96.350
3	T	21.3788	18.3303	25.7311	13.7866	79.2268
	S	102.310	96.264	85.058	113.450	97.240
4	T	21.3149	18.1695	25.5169	13.7401	78.7414
	S	102.617	97.116	85.772	113.834	97.839
5	T	21.1026	18.0915	25.5777	13.7727	78.5445
	S	103.649	97.535	85.568	113.565	98.085
6	T	21.1667	18.0619	25.6335	13.7884	78.6505
	S	103.336	97.694	85.382	113.435	97.952
7	T	21.1090	18.0142	25.6934	13.7830	78.5996
	S	103.618	97.953	85.183	113.480	98.016
8	T	20.9836	18.0286	25.6638	13.7815	78.4575
	S	104.237	97.875	85.281	113.492	98.193
9	T	21.0331	18.0144	25.7217	13.7622	78.5314
	S	103.992	97.952	85.089	113.651	98.101
10	T	20.9080	18.1869	25.6132	13.7131	78.4212
	S	104.614	97.023	85.450	114.058	98.239
11	T		27.1851	26.5199		172.6952
	S		64.909	82.528		44.610
12	T	21.3892	18.2017	25.6768	13.8159	79.0836
	S	102.261	96.944	85.238	113.209	97.416
13	T	21.0453	18.0116	25.7059	13.7233	78.4861
	S	103.932	97.967	85.141	113.973	98.158
14	T	20.9279	18.1537	25.6081	13.7142	78.4039
	S	104.515	97.200	85.467	114.049	98.260
15	T	21.0882	18.0670	25.6231	13.7175	78.4958
	S	103.720	97.667	85.417	114.022	98.145
16	T	20.9892	18.1127	25.7290	13.7148	78.5457
	S	104.209	97.420	85.065	114.044	98.083
17	T	20.8452	18.0590	25.6791	13.7010	78.2843
	S	104.929	97.710	85.230	114.159	98.411
18	T	21.1198	18.1213	25.6924	13.6521	78.5856
	S	103.565	97.374	85.186	114.568	98.033
19	T	21.0410	18.1269	25.9024	13.6760	78.7463
	S	103.953	97.344	84.496	114.368	97.833

Event: Andersen Companies USF2000 GP at NJMP  
Track: New Jersey Motorsports Park  
Report: Section Data Report  
Session: Practice 1

Round 13/14/15  
2.14 mile(s)



USF2000 Championship  
October 10, 2020

Section Data for Car 3 - Gold, Reece

Lap	T/SF to I1	I1 to I2	I2 to I3	I3 to SF	Lap	
1	T	22.3772	18.7628	26.2785	13.9429	81.3614
	S	97.746	94.045	83.286	112.178	94.689
2	T	21.7549	18.4883	25.9159	13.8337	79.9928
	S	100.542	95.441	84.451	113.064	96.309
3	T	21.3098	18.1956	25.5741	13.7564	78.8359
	S	102.642	96.976	85.580	113.699	97.722
4	T	21.4650	18.0817	25.5730	13.7153	78.8350
	S	101.899	97.587	85.584	114.040	97.723
5	T	21.0977	18.0313	25.5488	13.7176	78.3954
	S	103.674	97.860	85.665	114.021	98.271
6	T	21.0200	18.1246	25.5559	13.7489	78.4494
	S	104.057	97.356	85.641	113.761	98.203
7	T	21.4381	18.1729	25.5495	13.7003	78.8608
	S	102.027	97.098	85.663	114.165	97.691
8	T	20.9723	18.0948	25.5154	13.7351	78.3176
	S	104.293	97.517	85.777	113.875	98.369
9	T	212.3723		28.4637	13.8585	83.5875
	S	10.299		76.892	112.861	92.167
10	T		18.2025	25.7305		186.5763
	S		96.940	85.060		41.291
11	T	21.0958	18.1458	25.6163	13.7235	78.5814
	S	103.683	97.243	85.439	113.972	98.038
12	T	20.9844	18.1479	25.6825	13.7363	78.5511
	S	104.233	97.231	85.219	113.866	98.076
13	T	21.0233	18.1289	25.6083	13.7749	78.5354
	S	104.040	97.333	85.466	113.546	98.096
14	T	20.9596	18.0706	25.7183	13.8685	78.6170
	S	104.357	97.647	85.100	112.780	97.994
15	T	23.6062	19.2477	25.9292	13.8778	82.6609
	S	92.657	91.676	84.408	112.705	93.200
16	T	20.9930	18.1173	25.4808	13.8161	78.4072
	S	104.191	97.396	85.894	113.208	98.256
17	T	20.8436	18.1449	25.5443	13.7363	78.2691
	S	104.937	97.247	85.680	113.866	98.430
18	T	20.8798	18.0937	26.0554	13.7213	78.7502
	S	104.755	97.523	83.999	113.990	97.828
19	T	20.9411	18.1185	25.7081	13.8953	78.6630
	S	104.449	97.389	85.134	112.563	97.937

Event: Andersen Companies USF2000 GP at NJMP

Round 13/14/15

Track: New Jersey Motorsports Park

2.14 mile(s)

Report: Section Data Report

USF2000 Championship

Session: Practice 1

October 10, 2020



Section Data for Car 3 - Gold, Reece

Lap	T/SF to I1	I1 to I2	I2 to I3	I3 to SF	Lap	
20	T	23.2074	19.2431	25.9632	17.0852	85.4989
	S	94.249	91.698	84.298	91.547	90.106
21	T	21.2271	18.5886	25.8666	13.7717	79.4540
	S	103.042	94.926	84.612	113.573	96.962

Event: Andersen Companies USF2000 GP at NJMP

Round 13/14/15

Track: New Jersey Motorsports Park

2.14 mile(s)

Report: Section Data Report

USF2000 Championship

Session: Practice 1

October 10, 2020



Section Data for Car 4 - d'Orlando, Michael

Lap	T/SF to I1	I1 to I2	I2 to I3	I3 to SF	Lap	
1	T	22.3717	18.8215	26.4996	13.9553	81.6481
	S	97.770	93.752	82.591	112.079	94.356
2	T	21.6550	18.3962	26.0117	13.7638	79.8267
	S	101.005	95.919	84.140	113.638	96.509
3	T	21.2609	18.3520	25.8088	13.7643	79.1860
	S	102.878	96.150	84.802	113.634	97.290
4	T	21.2318	18.1526	25.8461	13.7303	78.9608
	S	103.019	97.206	84.680	113.915	97.567
5	T	21.1111	18.1561	25.7584	13.6943	78.7199
	S	103.608	97.187	84.968	114.215	97.866
6	T	21.0324	18.0696	25.6189	13.7200	78.4409
	S	103.995	97.653	85.431	114.001	98.214
7	T	21.0400	18.1236	25.5123	13.7287	78.4046
	S	103.958	97.362	85.787	113.929	98.260
8	T	20.9330	18.1078	25.6462	13.6942	78.3812
	S	104.489	97.447	85.340	114.216	98.289
9	T	21.3947	18.4901	26.2472	13.7138	79.8458
	S	102.234	95.432	83.386	114.052	96.486
10	T		18.5720	25.9197		262.6768
	S		95.011	84.439		29.329
11	T	21.0166	18.2398	25.6970	13.8424	78.7958
	S	104.074	96.741	85.171	112.993	97.772
12	T	21.0632	18.0892	25.8223	13.7778	78.7525
	S	103.843	97.547	84.758	113.523	97.825
13	T	21.0850	18.0609	25.7894	13.6859	78.6212
	S	103.736	97.700	84.866	114.285	97.989
14	T	20.9565	18.1182	25.7008	13.7783	78.5538
	S	104.372	97.391	85.158	113.518	98.073
15	T	20.9489	18.1472	25.7553	13.8404	78.6918
	S	104.410	97.235	84.978	113.009	97.901
16	T	20.9170	18.2637	25.8198	13.7289	78.7294
	S	104.569	96.615	84.766	113.927	97.854
17	T	21.3033	18.5075	26.0951	13.7236	79.6295
	S	102.673	95.342	83.872	113.971	96.748
18	T		18.6180	26.2115		158.1618
	S		94.776	83.499		48.710
19	T	21.5115	18.1528	25.8712	13.7250	79.2605
	S	101.679	97.205	84.597	113.959	97.198

Event: Andersen Companies USF2000 GP at NJMP  
 Track: New Jersey Motorsports Park  
 Report: Section Data Report  
 Session: Practice 1

Round 13/14/15  
 2.14 mile(s)  
 USF2000 Championship  
 October 10, 2020



Section Data for Car 40 - Miller, Jack William

Lap	T/SF to I1	I1 to I2	I2 to I3	I3 to SF	Lap	
1	T	22.5068	18.9769	26.3023	13.8977	81.6837
	S	97.183	92.984	83.211	112.543	94.315
2	T	21.4212	18.4976	25.9017	13.7535	79.5740
	S	102.108	95.393	84.498	113.723	96.816
3	T	21.3159	18.4050	25.7367	13.7549	79.2125
	S	102.612	95.873	85.040	113.712	97.257
4	T	21.2325	18.2264	26.0157	13.7442	79.2188
	S	103.015	96.813	84.128	113.800	97.250
5	T	21.3019	18.4219	26.0670	13.6728	79.4636
	S	102.680	95.785	83.962	114.394	96.950
6	T	21.0669	18.3795	25.7894	13.6579	78.8937
	S	103.825	96.006	84.866	114.519	97.650
7	T	21.5448	19.0743	25.9337	13.6500	80.2028
	S	101.522	92.509	84.394	114.585	96.056
8	T	21.0334	18.3452	25.8297	13.7157	78.9240
	S	103.990	96.186	84.733	114.037	97.613
9	T	21.9485	19.5693	26.2784	13.7203	81.5165
	S	99.655	90.169	83.287	113.998	94.508
10	T	21.0916	18.2890	25.8906	13.7654	79.0366
	S	103.703	96.481	84.534	113.625	97.474
11	T	21.1064	18.2350	25.7207	13.7368	78.7989
	S	103.631	96.767	85.092	113.861	97.768
12	T	22.1053	19.9150	26.8370	13.7077	82.5650
	S	98.948	88.604	81.553	114.103	93.308
13	T	21.1708	18.2219	25.7350	13.6977	78.8254
	S	103.316	96.837	85.045	114.186	97.735
14	T	21.0788	18.0695	25.9442	13.7388	78.8313
	S	103.766	97.653	84.359	113.845	97.728
15	T	23.5723	19.8541	28.6543	13.7367	85.8174
	S	92.790	88.876	76.381	113.862	89.772

**Event:** Andersen Companies USF2000 GP at NJMP

**Round 13/14/15**

**Track:** New Jersey Motorsports Park

**2.14 mile(s)**

**Report:** Section Data Report

**USF2000 Championship**

**Session:** Practice 1

**October 10, 2020**



**Section Data for Car 41 - Vaccaro, Kent (R)**

Lap	T/S	I1 to I2	I2 to I3
1	T	21.3109	28.8929
	S	82.800	75.750

Event: Andersen Companies USF2000 GP at NJMP

Round 13/14/15

Track: New Jersey Motorsports Park

2.14 mile(s)

Report: Section Data Report

USF2000 Championship

Session: Practice 1

October 10, 2020



Section Data for Car 44 - Brooks, Christian (R)

Lap	T/SF to I1	I1 to I2	I2 to I3	I3 to SF	Lap	
1	T	25.5665	21.6358	28.6775	15.3030	91.1828
	S	85.552	81.557	76.319	102.208	84.490
2	T	26.3497	20.5628	29.6293	16.7050	93.2468
	S	83.009	85.813	73.867	93.630	82.619
3	T	21.5679	18.4618	25.8619	13.6600	79.5516
	S	101.413	95.578	84.628	114.502	96.843
4	T	21.0955	18.2074	25.7315	13.6295	78.6639
	S	103.684	96.914	85.057	114.758	97.936
5	T	21.4257	18.3826	26.0800	13.5450	79.4333
	S	102.086	95.990	83.920	115.474	96.987
6	T	20.9409	18.1592	25.8111	13.6447	78.5559
	S	104.450	97.171	84.794	114.630	98.070
7	T	21.0121	18.1880	25.7480	13.6373	78.5854
	S	104.096	97.017	85.002	114.692	98.033
8	T	22.1987	19.5611	27.7366	13.6986	83.1950
	S	98.532	90.207	78.908	114.179	92.602
9	T		18.6111	25.9794		312.8039
	S		94.811	84.245		24.629
10	T	20.9630	18.1226	25.5360	13.6843	78.3059
	S	104.340	97.367	85.708	114.298	98.383
11	T	20.8827	18.1150	25.5715	13.6543	78.2235
	S	104.741	97.408	85.589	114.549	98.487
12	T	20.9472	18.0683	25.4411	13.6888	78.1454
	S	104.418	97.660	86.028	114.261	98.585
13	T	20.7654	18.0516	25.4921	13.6399	77.9490
	S	105.333	97.750	85.855	114.670	98.834
14	T	21.6760	19.5545	27.3603	13.6507	82.2415
	S	100.908	90.237	79.993	114.580	93.675
15	T	20.8830	18.0537	25.4607	13.6530	78.0504
	S	104.739	97.739	85.961	114.560	98.705

**Event:** Andersen Companies USF2000 GP at NJMP  
**Track:** New Jersey Motorsports Park  
**Report:** Section Data Report  
**Session:** Practice 1

Round 13/14/15

2.14 mile(s)



USF2000 Championship

October 10, 2020

**Section Data for Car 5 - Brichacek, Wyatt (R)**

Lap	T/SF to I1	I1 to I2	I2 to I3	I3 to SF	Lap	
1	T	22.2937	19.5215	27.1859	13.9053	82.9064
	S	98.112	90.390	80.506	112.482	92.924
2	T	21.7128	18.6068	26.2080	13.7998	80.3274
	S	100.737	94.833	83.510	113.342	95.907
3	T	21.4270	18.5255	26.0024	13.7986	79.7535
	S	102.080	95.250	84.171	113.351	96.598
4	T	21.3881	18.4596	26.1135	13.7753	79.7365
	S	102.266	95.590	83.812	113.543	96.618
5	T	21.2617	18.4006	26.0392	13.7608	79.4623
	S	102.874	95.896	84.052	113.663	96.952
6	T	21.1730	18.4331	26.0774	13.7375	79.4210
	S	103.305	95.727	83.928	113.856	97.002
7	T	21.7986	18.5557	26.4992	13.7568	80.6103
	S	100.340	95.095	82.593	113.696	95.571



Event: Andersen Companies USF2000 GP at NJMP

Round 13/14/15

Track: New Jersey Motorsports Park

2.14 mile(s)

Report: Section Data Report

USF2000 Championship

Session: Practice 1

October 10, 2020



Section Data for Car 6 - Rasmussen, Christian

Lap	T/SF to I1	I1 to I2	I2 to I3	I3 to SF	Lap	
1	T	21.6030	18.5058	26.1399	13.8601	80.1088
	S	101.249	95.351	83.728	112.848	96.169
2	T	21.1817	18.2398	25.8846	13.6997	79.0058
	S	103.262	96.741	84.554	114.170	97.512
3	T	21.1204	18.1542	25.7891	13.6567	78.7204
	S	103.562	97.198	84.867	114.529	97.865
4	T	20.8989	18.2334	26.0349	13.6831	78.8503
	S	104.660	96.775	84.065	114.308	97.704
5	T	21.1268	18.1786	25.9600	13.6472	78.9126
	S	103.531	97.067	84.308	114.609	97.627
6	T	21.0235	18.1307	25.8495	13.7321	78.7358
	S	104.039	97.324	84.668	113.900	97.846
7	T	20.9755	18.4213	26.6305	13.7138	79.7411
	S	104.278	95.788	82.185	114.052	96.613

**Event:** Andersen Companies USF2000 GP at NJMP  
**Track:** New Jersey Motorsports Park  
**Report:** Section Data Report  
**Session:** Practice 1

Round 13/14/15

2.14 mile(s)



**USF2000 Championship**  
**October 10, 2020**

**Section Data for Car 7 - Bogle, Christian**

Lap	T/SF to I1	I1 to I2	I2 to I3	I3 to SF	Lap	
1	T	22.2871	18.8670	26.4090	13.9997	81.5628
	S	98.141	93.525	82.875	111.723	94.455
2	T	21.7320	18.5477	25.8384	13.8038	79.9219
	S	100.648	95.136	84.705	113.309	96.394
3	T	21.1060	18.3188	25.6488	13.8325	78.9061
	S	103.633	96.324	85.331	113.074	97.635
4	T	21.1175	18.3423	25.8529	13.7370	79.0497
	S	103.576	96.201	84.657	113.860	97.458
5	T	21.1156	18.2466	25.7661	13.7455	78.8738
	S	103.586	96.705	84.942	113.789	97.675
6	T	21.0353	18.2240	25.7430	13.7932	78.7955
	S	103.981	96.825	85.019	113.396	97.772

Event: Andersen Companies USF2000 GP at NJMP  
 Track: New Jersey Motorsports Park  
 Report: Section Data Report  
 Session: Practice 1

Round 13/14/15  
 2.14 mile(s)  
 USF2000 Championship  
 October 10, 2020



Section Data for Car 8 - Dupell, Kyle

Lap	T/SF to I1	I1 to I2	I2 to I3	I3 to SF	Lap	
1	T	22.4219	18.9142	26.5700	13.8999	81.8060
	S	97.551	93.292	82.372	112.525	94.174
2	T	21.7182	18.5068	26.2516	13.7741	80.2507
	S	100.712	95.346	83.372	113.553	95.999
3	T	21.3981	18.4073	25.9943	13.7342	79.5339
	S	102.218	95.861	84.197	113.883	96.864
4	T	21.2421	18.3171	26.0977	13.7373	79.3942
	S	102.969	96.333	83.863	113.857	97.035
5	T	21.3236	18.2616	26.0124	13.7547	79.3523
	S	102.575	96.626	84.138	113.713	97.086
6	T	21.0363	18.8149	26.3993	13.7686	80.0191
	S	103.976	93.784	82.905	113.598	96.277
7	T	21.1208	18.4128	26.0855	13.8235	79.4426
	S	103.560	95.833	83.902	113.147	96.976
8	T	21.0872	18.3543	25.9423	13.8734	79.2572
	S	103.725	96.138	84.366	112.740	97.203
9	T	21.2361	18.2879	26.5374	13.8316	79.8930
	S	102.998	96.487	82.474	113.081	96.429
10	T		18.6277	26.1193		261.7237
	S		94.727	83.794		29.436
11	T	21.2090	18.2755	26.0751	13.7953	79.3549
	S	103.129	96.553	83.936	113.379	97.083
12	T	21.1368	18.2199	25.9960	13.7973	79.1500
	S	103.482	96.847	84.191	113.362	97.334
13	T		18.4951	26.2785		221.4619
	S		95.406	83.286		34.787
14	T	21.3435	18.2913	25.9150	13.8744	79.4242
	S	102.480	96.469	84.454	112.732	96.998
15	T	21.1826	18.3681	26.0513	13.8032	79.4052
	S	103.258	96.066	84.013	113.314	97.021
16	T	22.3884	20.0928	26.1462	13.8135	82.4409
	S	97.697	87.820	83.708	113.229	93.449
17	T	21.3356	18.3520	26.0242	13.7534	79.4652
	S	102.518	96.150	84.100	113.724	96.948
18	T	21.3022	18.2726	25.8148	13.7428	79.1324
	S	102.678	96.568	84.782	113.812	97.356

**Event:** Andersen Companies USF2000 GP at NJMP  
**Track:** New Jersey Motorsports Park  
**Report:** Section Data Report  
**Session:** Practice 1

Round 13/14/15

2.14 mile(s)



**USF2000 Championship**  
**October 10, 2020**

**Section Data for Car 9 - Siegel, Nolan**

Lap	T/SF to I1	I1 to I2	I2 to I3	I3 to SF	Lap	
1	T	22.0453	18.6535	26.3017	13.9628	80.9633
	S	99.217	94.596	83.213	112.018	95.154
2	T	21.2130	18.3326	25.8857	13.7778	79.2091
	S	103.110	96.252	84.550	113.523	97.262
3	T	21.1013	18.3476	25.7425	13.6747	78.8661
	S	103.656	96.173	85.020	114.378	97.685
4	T	20.8780	18.1735	25.9178	13.7188	78.6881
	S	104.764	97.094	84.445	114.011	97.906
5	T	20.8412	18.0892	25.8734	13.7546	78.5584
	S	104.949	97.547	84.590	113.714	98.067
6	T	21.0129	18.1270	25.9597	13.7286	78.8282
	S	104.092	97.343	84.309	113.929	97.732
7	T	20.8466	18.1289	25.6770	13.7305	78.3830
	S	104.922	97.333	85.237	113.914	98.287
8	T	21.3369	18.2758	25.8529	13.6978	79.1634
	S	102.511	96.551	84.657	114.186	97.318
9	T	21.2207	18.3322	26.0539	13.6928	79.2996
	S	103.073	96.254	84.004	114.227	97.151

**Event:** Andersen Companies USF2000 GP at NJMP  
**Track:** New Jersey Motorsports Park  
**Report:** Section Data Report  
**Session:** Practice 1

**Round 13/14/15**  
**2.14 mile(s)**








**USF2000 Championship**  
**October 10, 2020**

**Section Data for Car**

**Report Support Information**

Section Legend	
Name	Length
SF to I1	0.607576 miles
I1 to I2	0.490152 miles
I2 to I3	0.607955 miles
I3 to SF	0.434470 miles
Lap	2.140000 miles
SFP to I1	0.607576 miles
I3 to SFP	0.434470 miles

Color Legend	
	Fastest Lap
	Section Under Caution
	Section Under Green
	Section Time Data
	Section Speed Data

