

Event: Cooper Tires USF2000 Grand Prix

Round 14/15/16

Track: New Jersey Motorsports Park

2.14 mile(s)

Report: Section Data Report

USF2000 Championship

Session: Practice 1

August 28, 2021



Section Data for Car 1 - Navarro, Ely (R)

Lap	T/S I3 to SF	SF to I1	I1 to I2	I2 to I3	Lap	
1	T	14.1356	25.3222	22.6310	29.5418	91.6306
	S	110.649	86.378	77.970	74.086	84.077
2	T	13.8624	22.7901	18.9593	26.7409	82.3527
	S	112.830	95.975	93.070	81.846	93.549
3	T	13.8109	21.9953	18.6219	27.5580	81.9861
	S	113.250	99.443	94.756	79.419	93.967
4	T	13.8734	23.5940	18.7171	26.5007	82.6852
	S	112.740	92.705	94.275	82.588	93.173
5	T	13.7775	21.8170	18.4890	26.5316	80.6151
	S	113.525	100.255	95.438	82.492	95.565
6	T	13.7608	21.4808	18.5142	26.3705	80.1263
	S	113.663	101.825	95.308	82.996	96.148
7	T	13.7764	21.8844	18.4899	27.0394	81.1901
	S	113.534	99.947	95.433	80.942	94.888
8	T	13.8202	22.0683	20.1784	26.9562	83.0231
	S	113.174	99.114	87.447	81.192	92.793
9	T			19.2997	26.9163	725.9212
	S			91.429	81.313	10.613
10	T	13.8697	21.7940	18.6644	26.4688	80.7969
	S	112.770	100.361	94.541	82.687	95.350
11	T	13.8254	21.9014	18.5795	27.8339	82.1402
	S	113.132	99.869	94.973	78.632	93.791
12	T	13.7758	22.1221	18.5890	26.6491	81.1360
	S	113.539	98.873	94.924	82.128	94.952
13	T	13.7790	22.3434	18.7792	28.0798	82.9814
	S	113.513	97.893	93.963	77.943	92.840

Event: Cooper Tires USF2000 Grand Prix

Round 14/15/16

Track: New Jersey Motorsports Park

2.14 mile(s)

Report: Section Data Report

USF2000 Championship

Session: Practice 1

August 28, 2021



Section Data for Car 10 - Siegel, Nolan

Lap	T/S I3 to SF	SF to I1	I1 to I2	I2 to I3	Lap	
1	T	14.3225	25.4482	21.0120	30.0541	90.8368
	S	109.205	85.950	83.978	72.823	84.811
2	T			18.8752	26.4596	107.1706
	S			93.485	82.716	71.885
3	T	13.7895	21.1666	18.3625	25.7038	79.0224
	S	113.426	103.336	96.095	85.148	97.491
4	T	13.7806	20.9742	18.3158	25.6352	78.7058
	S	113.499	104.284	96.340	85.376	97.884
5	T	13.7855	20.9483	18.1562	25.6041	78.4941
	S	113.459	104.413	97.187	85.480	98.148
6	T	13.7732	20.9243	18.2637	25.6389	78.6001
	S	113.560	104.533	96.615	85.364	98.015
7	T	13.8055	20.7419	18.1483	25.5847	78.2804
	S	113.295	105.452	97.229	85.545	98.415
8	T			18.8453	26.1439	849.9511
	S			93.633	83.715	9.064
9	T	13.8510	20.9726	18.2243	25.6986	78.7465
	S	112.923	104.292	96.824	85.166	97.833
10	T	13.7941	20.9333	18.2044	25.7604	78.6922
	S	113.388	104.488	96.930	84.961	97.900
11	T	13.7904	20.9529	18.2768	25.8236	78.8437
	S	113.419	104.390	96.546	84.753	97.712
12	T	13.7590	21.3311	18.3656	27.9382	81.3939
	S	113.678	102.539	96.079	78.338	94.651

Event: Cooper Tires USF2000 Grand Prix

Round 14/15/16

Track: New Jersey Motorsports Park

2.14 mile(s)

Report: Section Data Report

USF2000 Championship

Session: Practice 1

August 28, 2021



Section Data for Car 11 - Campbell, Prescott

Lap	T/S I3 to SF	SF to I1	I1 to I2	I2 to I3	Lap	
1	T	14.5889	25.0654	20.1588	26.8035	86.6166
	S	107.211	87.263	87.532	81.655	88.944
2	T			19.7284	27.1141	150.5039
	S			89.442	80.719	51.188
3	T	13.7823	21.4760	18.2065	25.6981	79.1629
	S	113.485	101.847	96.918	85.167	97.318
4	T	13.7377	21.0425	18.1981	25.7085	78.6868
	S	113.854	103.945	96.963	85.133	97.907
5	T	13.7284	21.0518	18.2018	25.9218	78.9038
	S	113.931	103.900	96.943	84.432	97.638
6	T	13.7544	24.7647	21.2350	29.0502	88.8043
	S	113.716	88.322	83.096	75.340	86.753
7	T	13.8045	21.1291	18.0937	25.5744	78.6017
	S	113.303	103.519	97.523	85.579	98.013
8	T			19.0599	26.4373	747.3900
	S			92.579	82.786	10.308
9	T	13.8306	21.2780	18.3390	25.6505	79.0981
	S	113.089	102.795	96.218	85.325	97.398
10	T	13.7776	21.0964	18.2231	25.7341	78.8312
	S	113.524	103.680	96.830	85.048	97.728
11	T	13.7714	20.9204	18.1876	25.7305	78.6099
	S	113.575	104.552	97.019	85.060	98.003
12	T	13.7699	20.9226	18.2684	25.6957	78.6566
	S	113.588	104.541	96.590	85.175	97.945

Event: Cooper Tires USF2000 Grand Prix

Round 14/15/16

Track: New Jersey Motorsports Park

2.14 mile(s)

Report: Section Data Report

USF2000 Championship

Session: Practice 1

August 28, 2021



Section Data for Car 12 - Porto, Kiko

Lap	T/S I3 to SF	SF to I1	I1 to I2	I2 to I3	Lap	
1	T	13.8303	22.0390	18.6664	26.1590	80.6947
	S	113.092	99.246	94.531	83.667	95.471
2	T			21.6037	31.4482	119.8954
	S			81.678	69.595	64.256
3	T	13.7282	21.2500	18.2109	25.5632	78.7523
	S	113.933	102.930	96.895	85.617	97.826
4	T	13.6972	20.8687	18.1036	25.5054	78.1749
	S	114.191	104.811	97.469	85.811	98.548
5	T	13.7041	21.0517	18.1912	26.0612	79.0082
	S	114.133	103.900	97.000	83.981	97.509
6	T	13.6932	20.8973	18.1298	25.5957	78.3160
	S	114.224	104.668	97.328	85.508	98.371
7	T	13.7237	20.9141	18.1826	25.6514	78.4718
	S	113.970	104.584	97.046	85.322	98.175
8	T			19.3189	26.4190	851.3451
	S			91.338	82.843	9.049
9	T	13.7751	21.0882	18.3702	25.8524	79.0859
	S	113.545	103.720	96.055	84.659	97.413
10	T	13.7380	20.8963	18.2875	25.8887	78.8105
	S	113.851	104.673	96.489	84.540	97.753
11	T	13.7435	21.0283	18.2926	25.9519	79.0163
	S	113.806	104.016	96.462	84.334	97.499

Event: Cooper Tires USF2000 Grand Prix

Round 14/15/16

Track: New Jersey Motorsports Park

2.14 mile(s)

Report: Section Data Report

USF2000 Championship

Session: Practice 1

August 28, 2021



Section Data for Car 16 - Vaccaro, Kent (R)

Lap	T/S I3 to SF	SF to I1	I1 to I2	I2 to I3	Lap	
1	T	14.1065	22.5900	18.9082	26.9189	82.5236
	S	110.877	96.825	93.322	81.305	93.355
2	T	13.9631	21.9099	18.7422	26.5017	81.1169
	S	112.016	99.830	94.148	82.585	94.974
3	T	13.8504	22.2383	18.7768	26.3032	81.1687
	S	112.927	98.356	93.975	83.208	94.913
4	T	13.8946	23.4804	19.0088	26.6559	83.0397
	S	112.568	93.153	92.828	82.107	92.775
5	T	13.8840	21.7962	20.4476	26.6023	82.7301
	S	112.654	100.351	86.296	82.272	93.122
6	T	13.9020	21.6612	18.6153	26.5063	80.6848
	S	112.508	100.977	94.790	82.570	95.483
7	T	13.9781	22.1451	19.2300	26.3599	81.7131
	S	111.896	98.770	91.760	83.029	94.281
8	T	13.9619	21.7026	18.5702	26.3123	80.5470
	S	112.026	100.784	95.020	83.179	95.646
9	T	13.9345	21.5442	18.5476	26.1666	80.1929
	S	112.246	101.525	95.136	83.642	96.068
10	T	13.9201	21.5964	18.5472	26.2276	80.2913
	S	112.362	101.280	95.138	83.448	95.951
11	T	13.9198	21.7595	18.8782	29.8197	84.3772
	S	112.364	100.520	93.470	73.396	91.304
12	T			19.0071	26.6991	525.4703
	S			92.836	81.974	14.661
13	T	13.9162	21.7354	18.6089	26.4001	80.6606
	S	112.394	100.632	94.823	82.903	95.511
14	T	13.9019	21.5979	18.6041	26.3114	80.4153
	S	112.509	101.272	94.847	83.182	95.803
15	T	13.9379	21.6410	18.8129	26.4242	80.8160
	S	112.219	101.071	93.794	82.827	95.328
16	T	13.9143	21.6251	18.6108	26.5247	80.6749
	S	112.409	101.145	94.813	82.513	95.494

Event: Cooper Tires USF2000 Grand Prix

Round 14/15/16

Track: New Jersey Motorsports Park

2.14 mile(s)

Report: Section Data Report

USF2000 Championship

Session: Practice 1

August 28, 2021



Section Data for Car 2 - Nepveu, Thomas (R)

Lap	T/S I3 to SF	SF to I1	I1 to I2	I2 to I3	Lap	
1	T	14.0629	23.4948	19.5925	27.1094	84.2596
	S	111.221	93.096	90.062	80.733	91.432
2	T	13.8376	22.2949	18.6047	26.4677	81.2049
	S	113.032	98.106	94.844	82.691	94.871
3	T	13.6910	21.6053	18.4073	26.0514	79.7550
	S	114.242	101.238	95.861	84.012	96.596
4	T	13.6963	21.8968	18.9376	26.1484	80.6791
	S	114.198	99.890	93.177	83.701	95.489
5	T	13.7442	21.4941	18.3374	26.1048	79.6805
	S	113.800	101.762	96.227	83.840	96.686
6	T	13.7052	21.6799	18.3480	26.2962	80.0293
	S	114.124	100.889	96.171	83.230	96.265
7	T	13.6915	21.3866	18.2370	25.9896	79.3047
	S	114.238	102.273	96.756	84.212	97.144
8	T	13.7122	22.2030	18.3756	26.2147	80.5055
	S	114.066	98.512	96.027	83.489	95.695
9	T	13.6856	21.4509	18.3380	26.2565	79.7310
	S	114.287	101.966	96.223	83.356	96.625
10	T	13.6548	21.3093	18.2861	26.6425	79.8927
	S	114.545	102.644	96.497	82.148	96.429
11	T	13.6826	21.3639	18.3009	26.4422	79.7896
	S	114.312	102.382	96.419	82.771	96.554
12	T			19.1223	28.0516	535.6746
	S			92.277	78.022	14.382
13	T	13.7003	21.6516	18.4184	26.3530	80.1233
	S	114.165	101.021	95.803	83.051	96.152
14	T	13.6155	21.8429	20.1296	27.7201	83.3081
	S	114.876	100.137	87.659	78.955	92.476
15	T	13.6040	21.3980	18.3558	26.3540	79.7118
	S	114.973	102.219	96.130	83.048	96.648
16	T	13.5747	21.8057	18.4635	26.3508	80.1947
	S	115.221	100.307	95.569	83.058	96.066

Event: Cooper Tires USF2000 Grand Prix

Round 14/15/16

Track: New Jersey Motorsports Park

2.14 mile(s)

Report: Section Data Report

USF2000 Championship

Session: Practice 1

August 28, 2021



Section Data for Car 20 - Byrd, Nathan (R)

Lap	T/S I3 to SF	SF to I1	I1 to I2	I2 to I3	Lap	
1	T	14.0102	23.9656	19.7153	29.5152	87.2063
	S	111.639	91.267	89.501	74.153	88.342
2	T	13.9841	23.2184	20.0100	27.7672	84.9797
	S	111.848	94.204	88.183	78.821	90.657
3	T	14.0116	22.4354	19.2843	27.7038	83.4351
	S	111.628	97.492	91.502	79.001	92.335
4	T	14.0366	23.3768	19.1640	27.2599	83.8373
	S	111.429	93.566	92.076	80.288	91.892
5	T	13.9701	22.4011	19.7545	26.9301	83.0558
	S	111.960	97.641	89.324	81.271	92.757
6	T	13.9376	22.1759	19.2548	26.9891	82.3574
	S	112.221	98.633	91.642	81.093	93.544
7	T			20.4468	32.1594	263.4906
	S			86.299	68.056	29.238
8	T			19.7305	48.4672	527.1545
	S			89.432	45.157	14.614
9	T	14.1449	22.5513	18.9504	26.6614	82.3080
	S	110.576	96.991	93.114	82.090	93.600
10	T	13.8667	22.2514	19.3829	27.6724	83.1734
	S	112.795	98.298	91.036	79.091	92.626
11	T	13.9098	22.0653	20.3756	27.7214	84.0721
	S	112.445	99.127	86.601	78.951	91.636
12	T	13.9780	22.2758	19.0240	27.2739	82.5517
	S	111.897	98.191	92.754	80.247	93.323

Event: Cooper Tires USF2000 Grand Prix

Round 14/15/16

Track: New Jersey Motorsports Park

2.14 mile(s)

Report: Section Data Report

USF2000 Championship

Session: Practice 1

August 28, 2021



Section Data for Car 22 - Sundaramoorthy, Yuven

Lap	T/S	I3 to SF	SF to I1	I1 to I2	I2 to I3	Lap
1	T	13.9098	23.3344	18.6794	26.2506	82.1742
	S	112.445	93.736	94.465	83.375	93.752
2	T	13.8255	21.8458	18.6178	26.1305	80.4196
	S	113.131	100.123	94.777	83.758	95.798
3	T	13.7118	22.3762	18.3242	26.0467	80.4589
	S	114.069	97.750	96.296	84.027	95.751
4	T	13.7460	21.4494	18.2782	25.9646	79.4382
	S	113.785	101.974	96.538	84.293	96.981
5	T	13.7617	21.4038	18.2170	25.8963	79.2788
	S	113.655	102.191	96.863	84.515	97.176
6	T	13.7637	21.1926	18.3326	25.8424	79.1313
	S	113.639	103.209	96.252	84.692	97.357
7	T	13.7886	21.2665	18.3796	25.9046	79.3393
	S	113.434	102.851	96.006	84.488	97.102
8	T	13.7813	21.3717	19.1439	27.8755	82.1724
	S	113.494	102.344	92.173	78.515	93.754
9	T			18.4770	26.1767	228.2116
	S			95.500	83.610	33.758
10	T	13.7742	22.2107	20.7198	29.8512	86.5559
	S	113.552	98.478	85.162	73.318	89.006
11	T			18.8793	27.0565	468.8376
	S			93.465	80.891	16.432
12	T	13.8381	21.4745	18.4497	26.3507	80.1130
	S	113.028	101.854	95.641	83.058	96.164
13	T	13.6022	21.8247	18.5040	26.3064	80.2373
	S	114.988	100.220	95.360	83.198	96.015
14	T	13.7788	21.2336	18.2703	26.0191	79.3018
	S	113.514	103.010	96.580	84.117	97.148
15	T	13.7696	21.3410	18.4020	25.9361	79.4487
	S	113.590	102.492	95.889	84.386	96.968



Event: Cooper Tires USF2000 Grand Prix

Round 14/15/16

Track: New Jersey Motorsports Park

2.14 mile(s)

Report: Section Data Report

USF2000 Championship

Session: Practice 1

August 28, 2021



Section Data for Car 23 - Denmark, Jace (R)

Lap	T/S I3 to SF	SF to I1	I1 to I2	I2 to I3	Lap	
1	T	13.9582	22.5970	19.2363	26.8294	82.6209
	S	112.055	96.795	91.730	81.576	93.245
2	T	13.8452	21.8054	18.6917	26.1195	80.4618
	S	112.970	100.309	94.403	83.793	95.747
3	T	13.7472	21.9721	19.0452	27.3077	82.0722
	S	113.775	99.548	92.650	80.147	93.869
4	T	13.7658	21.3856	18.3576	26.0803	79.5893
	S	113.622	102.278	96.121	83.919	96.797
5	T	13.7641	21.4913	18.2768	25.9174	79.4496
	S	113.636	101.775	96.546	84.447	96.967
6	T	13.7716	21.2590	18.3976	26.0583	79.4865
	S	113.574	102.887	95.912	83.990	96.922
7	T	13.7629	21.3406	18.4006	26.1314	79.6355
	S	113.645	102.493	95.896	83.755	96.741
8	T	13.7563	21.3029	18.2503	26.1726	79.4821
	S	113.700	102.675	96.686	83.623	96.927
9	T	13.8010	21.2389	18.3201	26.1021	79.4621
	S	113.332	102.984	96.317	83.849	96.952
10	T	13.8073	21.2405	18.2334	26.0942	79.3754
	S	113.280	102.977	96.775	83.874	97.058
11	T	13.8558	21.4362	18.4360	26.8982	80.6262
	S	112.883	102.036	95.712	81.367	95.552
12	T			19.5801	26.7182	549.1887
	S			90.119	81.916	14.028
13	T	13.8248	21.3646	18.5619	26.3373	80.0886
	S	113.137	102.378	95.063	83.100	96.193
14	T	13.7980	21.4834	18.4245	26.3477	80.0536
	S	113.356	101.812	95.772	83.067	96.236
15	T	13.8259	21.3562	18.3016	26.2690	79.7527
	S	113.128	102.419	96.415	83.316	96.599
16	T	13.7893	21.4237	18.4330	46.0079	99.6539
	S	113.428	102.096	95.728	47.571	77.308

Event: Cooper Tires USF2000 Grand Prix

Round 14/15/16

Track: New Jersey Motorsports Park

2.14 mile(s)

Report: Section Data Report

USF2000 Championship

Session: Practice 1

August 28, 2021



Section Data for Car 24 - Pierson, Josh

Lap	T/S I3 to SF	SF to I1	I1 to I2	I2 to I3	Lap	
1	T	14.0241	22.3629	19.1012	26.4880	81.9762
	S	111.529	97.808	92.379	82.627	93.978
2	T	13.8829	21.6603	18.5529	26.2630	80.3591
	S	112.663	100.981	95.109	83.335	95.870
3	T	13.7785	21.6516	18.4131	26.2642	80.1074
	S	113.517	101.021	95.831	83.332	96.171
4	T	13.7467	21.8191	18.4415	26.1781	80.1854
	S	113.779	100.246	95.683	83.606	96.077
5	T	13.7645	21.2034	18.3612	25.9442	79.2733
	S	113.632	103.157	96.102	84.359	97.183
6	T	13.8022	21.2370	18.4062	26.1430	79.5884
	S	113.322	102.993	95.867	83.718	96.798
7	T	13.8286	21.3276	18.3596	26.1217	79.6375
	S	113.106	102.556	96.110	83.786	96.738
8	T	13.7655	21.3537	18.4238	26.1280	79.6710
	S	113.624	102.431	95.775	83.766	96.698
9	T	13.8284	21.3017	18.3238	26.1573	79.6112
	S	113.107	102.681	96.298	83.672	96.770
10	T			20.4750	28.0793	703.8850
	S			86.180	77.945	10.945
11	T	13.8787	21.3975	18.5021	26.2794	80.0577
	S	112.697	102.221	95.370	83.283	96.231
12	T	13.7608	21.2656	18.4688	26.1534	79.6486
	S	113.663	102.855	95.542	83.685	96.725
13	T	13.7796	21.3689	18.4381	26.2804	79.8670
	S	113.508	102.358	95.701	83.280	96.460
14	T	13.7962	21.3700	18.5461	26.6982	80.4105
	S	113.371	102.352	95.144	81.977	95.808

Event: Cooper Tires USF2000 Grand Prix

Round 14/15/16

Track: New Jersey Motorsports Park

2.14 mile(s)

Report: Section Data Report

USF2000 Championship

Session: Practice 1

August 28, 2021



Section Data for Car 3 - Stamer, Evan (R)

Lap	T/S	I3 to SF	SF to I1	I1 to I2	I2 to I3	Lap
1	T	14.0512	24.2157	19.0990	27.5476	84.9135
	S	111.314	90.325	92.389	79.449	90.728
2	T	13.8336	22.0048	18.5705	26.3762	80.7851
	S	113.065	99.400	95.019	82.978	95.364
3	T	13.8637	21.6897	18.8134	27.4018	81.7686
	S	112.819	100.844	93.792	79.872	94.217
4	T	13.8429	21.5532	18.4207	26.0337	79.8505
	S	112.989	101.483	95.791	84.069	96.480
5	T	13.8123	21.4161	18.4495	25.9041	79.5820
	S	113.239	102.132	95.642	84.490	96.806
6	T	13.8439	21.4294	18.2655	26.0077	79.5465
	S	112.981	102.069	96.605	84.153	96.849
7	T	13.8574	21.3113	18.3563	26.0674	79.5924
	S	112.870	102.634	96.128	83.961	96.793
8	T	13.8040	21.4754	18.2974	25.9770	79.5538
	S	113.307	101.850	96.437	84.253	96.840
9	T	13.8352	21.4389	18.7064	26.5979	80.5784
	S	113.052	102.024	94.328	82.286	95.609
10	T			20.5492	27.5584	163.5508
	S			85.869	79.418	47.105
11	T			18.9463	27.9577	537.2459
	S			93.134	78.284	14.340
12	T	13.8402	21.5861	18.4238	26.3583	80.2084
	S	113.011	101.328	95.775	83.034	96.050
13	T	13.8111	21.4503	18.4282	26.3643	80.0539
	S	113.249	101.969	95.752	83.015	96.235
14	T	13.7933	21.2784	18.3118	26.1352	79.5187
	S	113.395	102.793	96.361	83.743	96.883
15	T	13.8191	21.3131	18.5379	26.5100	80.1801
	S	113.183	102.626	95.186	82.559	96.084

Event: Cooper Tires USF2000 Grand Prix

Round 14/15/16

Track: New Jersey Motorsports Park

2.14 mile(s)

Report: Section Data Report

USF2000 Championship

Session: Practice 1

August 28, 2021



Section Data for Car 32 - Weir, Christian (R)

Lap	T/S I3 to SF	SF to I1	I1 to I2	I2 to I3	Lap	
1	T	13.9309	22.0511	18.4983	26.8899	81.3702
	S	112.275	99.191	95.390	81.393	94.678
2	T	13.7677	21.5587	18.2895	27.9455	81.5614
	S	113.606	101.457	96.479	78.318	94.456
3	T	13.7458	21.3468	18.0790	25.8338	79.0054
	S	113.787	102.464	97.602	84.720	97.512
4	T	13.7051	21.1948	18.1257	25.9068	78.9324
	S	114.125	103.199	97.350	84.481	97.603
5	T	13.6477	22.5630	19.8266	25.9901	82.0274
	S	114.605	96.941	88.999	84.210	93.920
6	T			18.3121	25.9852	228.1053
	S			96.360	84.226	33.774
7	T	13.7363	21.0017	18.1436	25.7337	78.6153
	S	113.866	104.147	97.254	85.049	97.996
8	T	13.7138	20.9228	18.1542	25.8275	78.6183
	S	114.052	104.540	97.198	84.741	97.992
9	T	13.7088	21.1068	18.0955	28.6600	81.5711
	S	114.094	103.629	97.513	76.366	94.445
10	T			18.9753	29.8983	575.8264
	S			92.992	73.203	13.379
11	T	13.7280	21.2503	18.1632	25.9502	79.0917
	S	113.934	102.929	97.149	84.340	97.406
12	T	13.7377	21.0861	18.0999	25.9965	78.9202
	S	113.854	103.731	97.489	84.190	97.618
13	T	13.6804	21.1432	18.4261	28.4459	81.6956
	S	114.331	103.450	95.763	76.940	94.301

Event: Cooper Tires USF2000 Grand Prix

Round 14/15/16

Track: New Jersey Motorsports Park

2.14 mile(s)

Report: Section Data Report

USF2000 Championship

Session: Practice 1

August 28, 2021



Section Data for Car 33 - Green, Josh

Lap	T/S I3 to SF	SF to I1	I1 to I2	I2 to I3	Lap	
1	T	13.8917	21.6911	18.5977	26.2422	80.4227
	S	112.592	100.837	94.880	83.401	95.794
2	T	13.7673	21.3133	18.3070	25.9578	79.3454
	S	113.609	102.625	96.386	84.315	97.094
3	T	13.7480	21.2379	18.2334	25.9443	79.1636
	S	113.769	102.989	96.775	84.359	97.317
4	T	13.7515	21.2299	18.2760	26.0296	79.2870
	S	113.740	103.028	96.550	84.083	97.166
5	T	13.7317	21.2033	18.6275	27.0711	80.6336
	S	113.904	103.157	94.728	80.848	95.543
6	T			18.4900	26.0384	441.1478
	S			95.432	84.054	17.464
7	T	13.7851	22.2328	21.1918	28.8137	86.0234
	S	113.462	98.380	83.265	75.958	89.557
8	T			18.4359	27.8018	505.0948
	S			95.712	78.723	15.253
9	T	13.8035	21.1714	18.2126	25.9060	79.0935
	S	113.311	103.313	96.886	84.484	97.404
10	T	13.7591	21.1424	18.2583	25.9374	79.0972
	S	113.677	103.454	96.643	84.381	97.399
11	T	13.7924	21.1175	18.1806	25.9007	78.9912
	S	113.402	103.576	97.057	84.501	97.530
12	T	13.7392	21.0761	18.1220	26.0275	78.9648
	S	113.841	103.780	97.370	84.089	97.562

Event: Cooper Tires USF2000 Grand Prix

Round 14/15/16

Track: New Jersey Motorsports Park

2.14 mile(s)

Report: Section Data Report

USF2000 Championship

Session: Practice 1

August 28, 2021



Section Data for Car 34 - Christie, Dylan (R)

Lap	T/S I3 to SF	SF to I1	I1 to I2	I2 to I3	Lap	
1	T	13.9035	22.3393	18.8250	27.1068	82.1746
	S	112.496	97.911	93.734	80.741	93.752
2	T	13.8678	21.8419	18.4889	26.2628	80.4614
	S	112.786	100.141	95.438	83.336	95.748
3	T	13.8848	21.6406	18.3609	26.1162	80.0025
	S	112.648	101.073	96.103	83.804	96.297
4	T	13.8319	21.5843	18.4527	26.2298	80.0987
	S	113.079	101.336	95.625	83.441	96.181
5	T	13.8488	21.6158	18.3706	26.0865	79.9217
	S	112.941	101.189	96.053	83.899	96.394
6	T			18.9268	26.6824	1041.9628
	S			93.230	82.025	7.394
7	T	13.8598	21.6647	18.4789	26.3707	80.3741
	S	112.851	100.960	95.490	82.995	95.852
8	T	13.9258	21.3732	18.4366	26.1427	79.8783
	S	112.316	102.337	95.709	83.719	96.447
9	T	13.8001	21.4426	18.4087	26.0956	79.7470
	S	113.339	102.006	95.854	83.870	96.606
10	T	13.8549	21.3566	18.3564	26.6413	
	S	112.891	102.417	96.127	82.152	

Event: Cooper Tires USF2000 Grand Prix

Round 14/15/16

Track: New Jersey Motorsports Park

2.14 mile(s)

Report: Section Data Report

USF2000 Championship

Session: Practice 1

August 28, 2021



Section Data for Car 4 - d'Orlando, Michael

Lap	T/S I3 to SF	SF to I1	I1 to I2	I2 to I3	Lap	
1	T	14.0335	23.5310	19.2663	26.3600	83.1908
	S	111.454	92.953	91.587	83.029	92.606
2	T	13.8396	21.8080	18.4981	28.2512	82.3969
	S	113.016	100.297	95.391	77.471	93.499
3	T	13.8682	21.8761	18.3209	26.2558	80.3210
	S	112.783	99.985	96.313	83.358	95.915
4	T	13.7881	21.4313	18.1949	25.7534	79.1677
	S	113.438	102.060	96.980	84.984	97.312
5	T	13.6823	22.0603	23.5794	25.7994	85.1214
	S	114.315	99.150	74.834	84.833	90.506
6	T	13.8063	21.2617	18.1618	25.6070	78.8368
	S	113.288	102.874	97.157	85.470	97.721
7	T	13.7939	21.3155	18.1830	25.8288	79.1212
	S	113.390	102.614	97.044	84.736	97.370
8	T	13.6602	21.1414	18.1384	25.7171	78.6571
	S	114.500	103.459	97.282	85.104	97.944
9	T	13.7630	21.1742	18.0978	25.9379	78.9729
	S	113.645	103.299	97.501	84.380	97.552
10	T	13.7942	21.2055	18.2214	25.8699	79.0910
	S	113.388	103.146	96.839	84.602	97.407
11	T	13.7962	21.0913	18.1610	25.8575	78.9060
	S	113.371	103.705	97.161	84.642	97.635
12	T			18.4985	26.0457	535.1842
	S			95.389	84.031	14.395
13	T	13.8264	21.1918	18.1796	25.8439	79.0417
	S	113.124	103.213	97.062	84.687	97.468
14	T	13.7657	21.0826	18.0711	25.9010	78.8204
	S	113.622	103.748	97.645	84.500	97.741
15	T	13.8090	21.1168	18.1808	25.6789	78.7855
	S	113.266	103.580	97.055	85.231	97.784
16	T	13.7788	21.0898	18.2139	25.8273	78.9098
	S	113.514	103.712	96.879	84.741	97.630

Event: Cooper Tires USF2000 Grand Prix

Round 14/15/16

Track: New Jersey Motorsports Park

2.14 mile(s)

Report: Section Data Report

USF2000 Championship

Session: Practice 1

August 28, 2021



Section Data for Car 42 - Myers, Michael

Lap	T/S I3 to SF	SF to I1	I1 to I2	I2 to I3	Lap	
1	T	13.9398	22.7895	18.8720	27.0938	82.6951
	S	112.203	95.977	93.501	80.780	93.162
2	T	13.8621	22.0787	18.5790	26.3447	80.8645
	S	112.832	99.067	94.975	83.077	95.270
3	T	13.7711	21.8042	18.5590	26.4520	80.5863
	S	113.578	100.314	95.078	82.740	95.599
4	T	13.7805	21.8933	18.7539	26.3365	80.7642
	S	113.500	99.906	94.090	83.103	95.389
5	T	13.7403	22.1221	19.0705	26.3736	81.3065
	S	113.832	98.873	92.527	82.986	94.753
6	T	13.7815	21.7259	18.5045	27.2873	81.2992
	S	113.492	100.676	95.358	80.207	94.761
7	T	15.1563	22.4635	19.1721	26.9906	83.7825
	S	103.197	97.370	92.037	81.089	91.952
8	T			19.9687	30.4691	227.1828
	S			88.366	71.831	33.911
9	T	13.8474	22.1570	18.3862	26.8081	81.1987
	S	112.952	98.717	95.971	81.641	94.878
10	T			21.4279	31.4234	551.9858
	S			82.348	69.650	13.957
11	T	13.9115	22.1682	18.5372	26.8588	81.4757
	S	112.432	98.667	95.189	81.487	94.556
12	T	13.8072	21.6881	18.4500	26.4083	80.3536
	S	113.281	100.851	95.639	82.877	95.876
13	T	13.8239	21.6417	18.3298	26.3047	80.1001
	S	113.144	101.068	96.266	83.203	96.180
14	T	13.8250	21.5806	18.4133	26.5196	80.3385
	S	113.135	101.354	95.830	82.529	95.894



Event: Cooper Tires USF2000 Grand Prix

Round 14/15/16

Track: New Jersey Motorsports Park

2.14 mile(s)

Report: Section Data Report

USF2000 Championship

Session: Practice 1

August 28, 2021



Section Data for Car 44 - Brooks, Christian

Lap	T/S	I3 to SF	SF to I1	I1 to I2	I2 to I3	Lap
1	T	13.9080	21.8680	19.0691	37.1362	91.9813
	S	112.460	100.022	92.534	58.935	83.756
2	T	13.7825	21.4131	18.2721	25.7262	79.1939
	S	113.484	102.146	96.570	85.074	97.280
3	T	13.7056	21.2199	18.1582	25.6789	78.7626
	S	114.121	103.076	97.176	85.231	97.813
4	T	13.7024	23.2305	21.5876	30.0159	88.5364
	S	114.147	94.155	81.739	72.916	87.015
5	T			19.7538	27.0980	174.7767
	S			89.327	80.767	44.079
6	T	13.8183	21.2323	18.1968	25.8136	79.0610
	S	113.190	103.016	96.970	84.786	97.444
7	T	13.7692	21.0936	18.1036	25.6077	78.5741
	S	113.593	103.694	97.469	85.468	98.048
8	T	13.7155	20.9464	18.0515	25.7189	78.4323
	S	114.038	104.422	97.751	85.098	98.225
9	T	13.6980	21.0232	18.1750	25.7374	78.6336
	S	114.184	104.041	97.086	85.037	97.973
10	T	13.7106	21.0285	18.9091	33.6884	87.3366
	S	114.079	104.015	93.317	64.967	88.210
11	T			18.6485	26.1312	538.3387
	S			94.621	83.756	14.311
12	T	13.7631	21.1023	18.1246	25.8526	78.8426
	S	113.644	103.651	97.356	84.658	97.714
13	T	13.7292	21.0790	18.3333	26.8952	80.0367
	S	113.924	103.765	96.248	81.376	96.256
14	T	13.7912	21.0734	18.2079	25.8510	78.9235
	S	113.412	103.793	96.911	84.664	97.614
15	T	13.7325	21.0831	18.1842	26.0257	79.0255
	S	113.897	103.745	97.037	84.095	97.488

Event: Cooper Tires USF2000 Grand Prix

Round 14/15/16

Track: New Jersey Motorsports Park

2.14 mile(s)

Report: Section Data Report

USF2000 Championship

Session: Practice 1

August 28, 2021



Section Data for Car 5 - Kohlbecker, Spike (R)

Lap	T/S	I3 to SF	SF to I1	I1 to I2	I2 to I3	Lap
1	T	14.0119	22.3549	18.7621	26.4594	81.5883
	S	111.626	97.843	94.048	82.717	94.425
2	T	13.8802	21.6066	18.4145	26.5390	80.4403
	S	112.685	101.232	95.824	82.469	95.773
3	T	13.7730	21.4597	18.2773	25.8144	79.3244
	S	113.562	101.925	96.543	84.784	97.120
4	T	13.7320	21.4192	18.2848	25.8426	79.2786
	S	113.901	102.117	96.503	84.691	97.176
5	T	13.7681	21.3017	18.1787	25.7935	79.0420
	S	113.603	102.681	97.067	84.852	97.467
6	T	13.7660	21.3748	18.2928	26.1686	79.6022
	S	113.620	102.330	96.461	83.636	96.781
7	T	13.7341	21.2892	18.2105	25.9612	79.1950
	S	113.884	102.741	96.897	84.304	97.279
8	T	13.7851	21.1871	20.1454	31.8896	87.0072
	S	113.462	103.236	87.590	68.632	88.544
9	T	14.4928	24.0999	19.7427	27.3726	85.7080
	S	107.922	90.759	89.377	79.957	89.887
10	T	13.8102	21.4122	18.3308	26.1844	79.7376
	S	113.256	102.151	96.261	83.586	96.617
11	T			18.8750	31.4304	620.4448
	S			93.486	69.634	12.417
12	T	13.9096	21.4239	18.2750	26.1191	79.7276
	S	112.447	102.095	96.555	83.794	96.629
13	T	13.7944	21.3164	18.3282	26.2081	79.6471
	S	113.386	102.610	96.275	83.510	96.727
14	T	13.7733	22.5332	18.4111	26.2819	80.9995
	S	113.560	97.069	95.841	83.275	95.112
15	T	13.7326	21.5979	18.5753	26.6685	80.5743
	S	113.896	101.272	94.994	82.068	95.614

Event: Cooper Tires USF2000 Grand Prix

Round 14/15/16

Track: New Jersey Motorsports Park

2.14 mile(s)

Report: Section Data Report

USF2000 Championship

Session: Practice 1

August 28, 2021



Section Data for Car 6 - Garg, Bijoy

Lap	T/S I3 to SF	SF to I1	I1 to I2	I2 to I3	Lap	
1	T	13.8540	21.9437	18.4901	26.1462	80.4340
	S	112.898	99.677	95.432	83.708	95.780
2	T	13.7951	21.6069	18.3631	26.2101	79.9752
	S	113.380	101.230	96.092	83.504	96.330
3	T	13.6785	21.4812	18.3255	25.8242	79.3094
	S	114.347	101.823	96.289	84.751	97.139
4	T	13.7345	21.3075	18.2773	25.7852	79.1045
	S	113.880	102.653	96.543	84.880	97.390
5	T	13.7308	21.2208	18.2383	25.8726	79.0625
	S	113.911	103.072	96.749	84.593	97.442
6	T	13.7262	21.9162	18.3997	26.0555	80.0976
	S	113.949	99.802	95.901	83.999	96.183
7	T			18.6900	31.7418	316.2104
	S			94.411	68.951	24.364
8	T			19.5924	30.8853	514.3998
	S			90.063	70.863	14.977
9	T	13.8322	21.5936	18.4725	26.0026	79.9009
	S	113.076	101.293	95.523	84.170	96.419
10	T	13.7095	21.1759	18.1804	26.0978	79.1636
	S	114.088	103.291	97.058	83.863	97.317
11	T	13.7147	21.4515	18.3410	26.0457	79.5529
	S	114.045	101.964	96.208	84.031	96.841
12	T	13.7111	21.3233	18.3030	26.1158	79.4532
	S	114.075	102.577	96.407	83.805	96.963

Event: Cooper Tires USF2000 Grand Prix

Round 14/15/16

Track: New Jersey Motorsports Park

2.14 mile(s)

Report: Section Data Report

USF2000 Championship

Session: Practice 1

August 28, 2021



Section Data for Car 63 - Burke, Trey (R)

Lap	T/S I3 to SF	SF to I1	I1 to I2	I2 to I3	Lap	
1	T	13.9662	22.6543	18.9338	26.9159	82.4702
	S	111.991	96.550	93.196	81.314	93.416
2	T	13.8453	22.0195	18.7030	26.4688	81.0366
	S	112.969	99.333	94.346	82.687	95.068
3	T	13.7482	22.3240	18.7690	26.3918	81.2330
	S	113.767	97.979	94.014	82.929	94.838
4	T	13.7378	22.9582	18.6223	26.2416	81.5599
	S	113.853	95.272	94.754	83.403	94.458
5	T	13.9498	21.8163	18.4451	26.3963	80.6075
	S	112.123	100.259	95.665	82.915	95.574
6	T	13.8323	22.5428	18.3407	26.1482	80.8640
	S	113.075	97.028	96.209	83.701	95.271
7	T	13.8934	21.6216	18.3092	26.1313	79.9555
	S	112.578	101.161	96.375	83.755	96.354
8	T	13.8547	21.5705	18.3232	26.2535	80.0019
	S	112.892	101.401	96.301	83.366	96.298
9	T	13.7954	21.5099	18.4266	26.3436	80.0755
	S	113.378	101.687	95.761	83.080	96.209
10	T	13.7871	21.5526	18.4133	26.4688	80.2218
	S	113.446	101.485	95.830	82.687	96.034
11	T	13.7782	21.3115	18.6755	29.6770	83.4422
	S	113.519	102.633	94.485	73.749	92.327
12	T			19.4623	28.2485	555.2933
	S			90.665	77.478	13.874
13	T	13.9545	21.7385	18.5364	26.2175	80.4469
	S	112.085	100.617	95.194	83.480	95.765
14	T	13.7597	21.2740	18.2375	25.7926	79.0638
	S	113.672	102.814	96.754	84.855	97.440
15	T	13.8900	21.3134	18.1595	26.0197	79.3826
	S	112.606	102.624	97.169	84.115	97.049
16	T	13.7339	23.6846	20.3865	31.2682	89.0732
	S	113.885	92.350	86.555	69.996	86.491

Event: Cooper Tires USF2000 Grand Prix  
 Track: New Jersey Motorsports Park  
 Report: Section Data Report  
 Session: Practice 1

Round 14/15/16  
 2.14 mile(s)  
 USF2000 Championship  
 August 28, 2021



Section Data for Car 9 - Vodanovich, Peter (R)

Lap	T/S I3 to SF	SF to I1	I1 to I2	I2 to I3	Lap	
1	T	13.9132	22.2543	18.7320	26.6031	81.5026
	S	112.418	98.285	94.200	82.270	94.525
2	T	13.8042	21.7137	18.4198	26.3025	80.2402
	S	113.305	100.732	95.796	83.210	96.012
3	T	13.8289	21.6479	18.3976	26.1079	79.9823
	S	113.103	101.039	95.912	83.830	96.321
4	T	13.8201	21.3476	18.3220	26.3420	79.8317
	S	113.175	102.460	96.307	83.085	96.503
5	T	13.7547	21.7047	18.4162	26.4080	80.2836
	S	113.713	100.774	95.815	82.878	95.960
6	T	13.8065	21.6535	18.7162	26.8977	81.0739
	S	113.287	101.012	94.279	81.369	95.024
7	T			20.6337	30.4118	825.3928
	S			85.518	71.967	9.334
8	T	13.9029	21.4903	18.4108	26.2490	80.0530
	S	112.501	101.780	95.843	83.380	96.236
9	T	13.7884	21.3924	18.4732	26.1232	79.7772
	S	113.435	102.245	95.519	83.781	96.569
10	T	13.8476	21.3612	18.4542	26.1374	79.8004
	S	112.950	102.395	95.618	83.736	96.541
11	T	13.8296	21.3112	18.6113	27.9582	81.7103
	S	113.097	102.635	94.810	78.282	94.284

Event: Cooper Tires USF2000 Grand Prix

Round 14/15/16

Track: New Jersey Motorsports Park

2.14 mile(s)

Report: Section Data Report

USF2000 Championship

Session: Practice 1

August 28, 2021



Section Data for Car 91 - Frazer, Billy (R)

Lap	T/S I3 to SF	SF to I1	I1 to I2	I2 to I3	Lap	
1	T	13.9979	22.1577	18.6143	26.4937	81.2636
	S	111.738	98.714	94.795	82.610	94.803
2	T	13.8337	21.6309	18.3412	26.1265	79.9323
	S	113.064	101.118	96.207	83.771	96.382
3	T	13.8178	21.2223	18.3040	26.0937	79.4378
	S	113.194	103.065	96.402	83.876	96.982
4	T	13.8162	21.3258	18.2351	25.9092	79.2863
	S	113.207	102.565	96.766	84.473	97.167
5	T	13.7709	21.2986	18.2740	26.0078	79.3513
	S	113.579	102.696	96.560	84.153	97.087
6	T	13.7425	21.2183	18.2057	25.9492	79.1157
	S	113.814	103.084	96.923	84.343	97.376
7	T	13.7592	21.2172	18.4119	25.9875	79.3758
	S	113.676	103.090	95.837	84.219	97.057
8	T	13.8020	21.2126	18.1394	25.8773	79.0313
	S	113.323	103.112	97.277	84.577	97.480
9	T	13.7408	21.1533	18.2428		
	S	113.828	103.401	96.726		

Event: Cooper Tires USF2000 Grand Prix

Round 14/15/16

Track: New Jersey Motorsports Park

2.14 mile(s)

Report: Section Data Report

USF2000 Championship

Session: Practice 1

August 28, 2021



Section Data for Car 99 - Rowe, Myles (R)

Lap	T/S I3 to SF	SF to I1	I1 to I2	I2 to I3	Lap	
1	T	14.0158	22.4409	18.8035	27.1703	82.4305
	S	111.595	97.468	93.841	80.553	93.461
2	T	13.8663	21.9091	18.6062	26.5239	80.9055
	S	112.798	99.834	94.836	82.516	95.222
3	T	13.8468	21.7069	18.4266	26.3435	80.3238
	S	112.957	100.764	95.761	83.081	95.912
4	T	13.8698	21.4864	18.4329	26.3431	80.1322
	S	112.770	101.798	95.728	83.082	96.141
5	T	13.9601	21.6343	18.5566	26.3491	80.5001
	S	112.040	101.102	95.090	83.063	95.702
6	T	13.8232	21.4855	18.2899	26.2114	79.8100
	S	113.150	101.802	96.476	83.499	96.529
7	T			18.6710	26.6095	372.1783
	S			94.507	82.250	20.700
8	T	13.8671	22.0894	19.9534	29.6531	85.5630
	S	112.791	99.019	88.433	73.808	90.039
9	T			18.8372	27.2556	503.3548
	S			93.673	80.300	15.305
10	T	13.8858	21.7515	18.4247	26.2989	80.3609
	S	112.640	100.557	95.771	83.222	95.868
11	T	13.8767	21.6183	18.3491	26.3322	80.1763
	S	112.713	101.177	96.165	83.116	96.088
12	T	13.8599	21.4433	18.5995	26.3520	80.2547
	S	112.850	102.003	94.871	83.054	95.994
13	T	13.8575	21.5074	18.4286	26.6405	80.4340
	S	112.870	101.699	95.750	82.154	95.780

**Event:** Cooper Tires USF2000 Grand Prix  
**Track:** New Jersey Motorsports Park  
**Report:** Section Data Report  
**Session:** Practice 1






**Round 14/15/16**  
**2.14 mile(s)**  
**USF2000 Championship**  
**August 28, 2021**



**Section Data for Car**

**Report Support Information**

Section Legend	
Name	Length
I3 to SF	0.434470 miles
SF to I1	0.607576 miles
I1 to I2	0.490152 miles
I2 to I3	0.607955 miles
Lap	2.140000 miles
SFP to I1	0.607576 miles
I3 to SFP	0.434470 miles

Color Legend	
	Fastest Lap
	Section Under Caution
	Section Under Green
	Section Time Data
	Section Speed Data

