

Event: USF Pro Fall Combine Open Test - USF2000

Track: Indianapolis Motor Speedway RC

2.58 mile(s)

Report: Section Data Report

USF2000 Championship



Session: Test Session 1

October 22, 2022

Section Data for Car 1 - Clark, Mac (R)

Lap	T/SLap	
1	T	97.6022
	S	89.961
2	T	224.8640
	S	39.048
3	T	91.5409
	S	95.918
4	T	90.1117
	S	97.439
5	T	89.3068
	S	98.317
6	T	88.5577
	S	99.149
7	T	87.8804
	S	99.913
8	T	88.3431
	S	99.390
9	T	87.4478
	S	100.407
10	T	87.2940
	S	100.584
11	T	87.1034
	S	100.804
12	T	87.2240
	S	100.665
13	T	87.3300
	S	100.543
14	T	86.8667
	S	101.079
15	T	638.6765
	S	13.748
16	T	89.8574
	S	97.715
17	T	88.1230
	S	99.638
18	T	86.8941
	S	101.047
19	T	86.4943
	S	101.514

Event: USF Pro Fall Combine Open Test - USF2000

Track: Indianapolis Motor Speedway RC

2.58 mile(s)

Report: Section Data Report

USF2000 Championship



Session: Test Session 1

October 22, 2022

Section Data for Car 11 - Armstrong, Quinn (R)

Lap	T/SLap
1	T 100.9233
	S 87.001
2	T 97.8486
	S 89.735
3	T 93.8541
	S 93.554
4	T 91.4805
	S 95.981
5	T 90.9492
	S 96.542
6	T 90.3839
	S 97.146
7	T 90.2995
	S 97.236
8	T 89.8600
	S 97.712
9	T 89.9403
	S 97.625
10	T 89.3805
	S 98.236
11	T 89.1517
	S 98.488
12	T 88.7300
	S 98.956
13	T 88.6249
	S 99.074
14	T 90.3571
	S 97.174
15	T 811.0689
	S 10.826
16	T 90.4276
	S 97.099
17	T 89.0539
	S 98.596
18	T 88.8568
	S 98.815

Event: USF Pro Fall Combine Open Test - USF2000

Track: Indianapolis Motor Speedway RC

2.58 mile(s)

Report: Section Data Report

USF2000 Championship



Session: Test Session 1

October 22, 2022

Section Data for Car 12 - Jamieson, Maxwell (R)

Lap	T/S	Lap
1	T	101.3526
	S	86.632
2	T	96.9443
	S	90.572
3	T	92.7439
	S	94.674
4	T	91.5306
	S	95.929
5	T	90.8375
	S	96.661
6	T	90.3964
	S	97.132
7	T	90.6740
	S	96.835
8	T	90.2491
	S	97.291
9	T	90.6564
	S	96.854
10	T	94.6492
	S	92.768
11	T	90.2115
	S	97.331
12	T	88.8747
	S	98.795
13	T	89.3292
	S	98.293
14	T	894.9856
	S	9.811
15	T	92.3073
	S	95.121
16	T	89.0588
	S	98.591
17	T	88.0875
	S	99.678

Event: USF Pro Fall Combine Open Test - USF2000

Track: Indianapolis Motor Speedway RC

2.58 mile(s)

Report: Section Data Report

USF2000 Championship

Session: Test Session 1

October 22, 2022



Section Data for Car 14 - Corry, Sam (R)

Lap	T/SLap
1	T 627.3252
	S 13.997
2	T 97.3370
	S 90.206
3	T 492.8238
	S 17.817
4	T 93.1393
	S 94.272
5	T 596.7096
	S 14.715
6	T 93.7278
	S 93.680
7	T 92.1205
	S 95.314
8	T 91.6744
	S 95.778
9	T 91.5714
	S 95.886

Event: USF Pro Fall Combine Open Test - USF2000

Track: Indianapolis Motor Speedway RC

2.58 mile(s)

Report: Section Data Report

USF2000 Championship



Session: Test Session 1

October 22, 2022

Section Data for Car 16 - Taylor, Max (R)

Lap	T/Slap	
1	T	479.7209
	S	18.303
2	T	103.0607
	S	85.196
3	T	98.4760
	S	89.163
4	T	95.9128
	S	91.546
5	T	92.8869
	S	94.528
6	T	91.8038
	S	95.643
7	T	91.0338
	S	96.452
8	T	90.8987
	S	96.595
9	T	90.0924
	S	97.460
10	T	91.8952
	S	95.548
11	T	89.5848
	S	98.012

Event: USF Pro Fall Combine Open Test - USF2000

Track: Indianapolis Motor Speedway RC

2.58 mile(s)

Report: Section Data Report

USF2000 Championship



Session: Test Session 1

October 22, 2022

Section Data for Car 18 - Ping, Noah (R)

Lap	T/SLap	
1	T	112.6539
	S	77.941
2	T	545.3984
	S	16.099
3	T	96.1596
	S	91.311
4	T	90.9682
	S	96.522
5	T	89.4551
	S	98.154
6	T	88.7954
	S	98.884
7	T	88.4847
	S	99.231
8	T	88.7931
	S	98.886
9	T	88.4917
	S	99.223
10	T	88.2080
	S	99.542
11	T	87.8298
	S	99.971
12	T	87.4490
	S	100.406
13	T	656.8660
	S	13.367
14	T	92.4883
	S	94.935
15	T	87.8598
	S	99.936
16	T	87.5453
	S	100.296
17	T	87.6271
	S	100.202

Event: USF Pro Fall Combine Open Test - USF2000

Track: Indianapolis Motor Speedway RC

2.58 mile(s)

Report: Section Data Report

USF2000 Championship



Session: Test Session 1

October 22, 2022

Section Data for Car 19 - Ping, Zack (R)

Lap	T/SLap	
1	T	240.7635
	S	36.469
2	T	98.1503
	S	89.459
3	T	93.2485
	S	94.161
4	T	91.8849
	S	95.559
5	T	93.3257
	S	94.083
6	T	92.7203
	S	94.698
7	T	91.4426
	S	96.021
8	T	90.2444
	S	97.296
9	T	89.8364
	S	97.738
10	T	89.7786
	S	97.801
11	T	89.4656
	S	98.143
12	T	89.2825
	S	98.344
13	T	92.5366
	S	94.886
14	T	91.6339
	S	95.820
15	T	90.5416
	S	96.976
16	T	676.1301
	S	12.986
17	T	91.3745
	S	96.092
18	T	89.4492
	S	98.161
19	T	89.9661
	S	97.597

Event: USF Pro Fall Combine Open Test - USF2000

Track: Indianapolis Motor Speedway RC

2.58 mile(s)

Report: Section Data Report

USF2000 Championship



Session: Test Session 1

October 22, 2022

Section Data for Car 19 - Ping, Zack (R)

Lap	T/Slap	
20	T	88.5412
	S	99.167
21	T	99.2726
	S	88.447

Event: USF Pro Fall Combine Open Test - USF2000

Track: Indianapolis Motor Speedway RC

2.58 mile(s)

Report: Section Data Report

USF2000 Championship



Session: Test Session 1

October 22, 2022

Section Data for Car 2 - Etter, Carson (R)

Lap	T/S	Lap
1	T	247.2983
	S	35.505
2	T	109.0419
	S	80.523
3	T	109.3664
	S	80.284
4	T	98.8143
	S	88.858
5	T	112.5564
	S	78.009
6	T	98.7690
	S	88.898
7	T	98.7414
	S	88.923
8	T	97.3657
	S	90.180
9	T	96.6059
	S	90.889
10	T	417.9717
	S	21.007
11	T	95.2753
	S	92.158
12	T	660.8608
	S	13.286
13	T	96.4728
	S	91.014
14	T	93.3324
	S	94.077

Event: USF Pro Fall Combine Open Test - USF2000

Track: Indianapolis Motor Speedway RC

2.58 mile(s)

Report: Section Data Report

USF2000 Championship



Session: Test Session 1

October 22, 2022

Section Data for Car 20 - Rees, Matthew (R)

Lap	T/SLap
1	T 256.4203
	S 34.242
2	T 97.7035
	S 89.868
3	T 90.6720
	S 96.837
4	T 180.3105
	S 48.696
5	T 91.7186
	S 95.732
6	T 92.5857
	S 94.835
7	T 93.1900
	S 94.220
8	T 177.8516
	S 49.369
9	T 89.0124
	S 98.642
10	T 88.5040
	S 99.209
11	T 258.7415
	S 33.935
12	T 88.6549
	S 99.040
13	T 648.7594
	S 13.534
14	T 88.7494
	S 98.935
15	T 99.3344
	S 88.392
16	T 88.3273
	S 99.408
17	T 87.9448
	S 99.840

Event: USF Pro Fall Combine Open Test - USF2000

Track: Indianapolis Motor Speedway RC

2.58 mile(s)

Report: Section Data Report

USF2000 Championship



Session: Test Session 1

October 22, 2022

Section Data for Car 22 - Houk, Ayrton (R)

Lap	T/SLap	
1	T	94.1780
	S	93.232
2	T	92.8716
	S	94.543
3	T	92.5264
	S	94.896
4	T	93.9177
	S	93.490
5	T	90.0358
	S	97.521
6	T	88.6418
	S	99.055
7	T	87.8913
	S	99.901
8	T	88.0196
	S	99.755
9	T	90.9270
	S	96.565
10	T	263.6572
	S	33.302
11	T	88.8230
	S	98.853
12	T	87.9048
	S	99.885
13	T	87.7078
	S	100.110
14	T	87.5045
	S	100.342
15	T	91.1124
	S	96.369
16	T	87.9323
	S	99.854
17	T	636.6086
	S	13.792
18	T	88.3253
	S	99.410
19	T	87.5637
	S	100.274

Event: USF Pro Fall Combine Open Test - USF2000

Track: Indianapolis Motor Speedway RC

2.58 mile(s)

Report: Section Data Report

USF2000 Championship



Session: Test Session 1

October 22, 2022

Section Data for Car 22 - Houk, Ayrton (R)

Lap	T/Slap	
20	T	87.5286
	S	100.315
21	T	87.2600
	S	100.623

Event: USF Pro Fall Combine Open Test - USF2000

Track: Indianapolis Motor Speedway RC

2.58 mile(s)

Report: Section Data Report

USF2000 Championship



Session: Test Session 1

October 22, 2022

Section Data for Car 32 - Pribyl, Jason (R)

Lap	T/S	Lap
1	T	105.1101
	S	83.535
2	T	95.3505
	S	92.086
3	T	92.1033
	S	95.332
4	T	90.4357
	S	97.090
5	T	89.3034
	S	98.321
6	T	88.9167
	S	98.749
7	T	92.4993
	S	94.924
8	T	88.7229
	S	98.964
9	T	88.4902
	S	99.225
10	T	88.1803
	S	99.573
11	T	87.9098
	S	99.880
12	T	977.4582
	S	8.983
13	T	91.2344
	S	96.240
14	T	88.9713
	S	98.688
15	T	90.0405
	S	97.516
16	T	93.2306
	S	94.179

Event: USF Pro Fall Combine Open Test - USF2000

Track: Indianapolis Motor Speedway RC

2.58 mile(s)

Report: Section Data Report

USF2000 Championship



Session: Test Session 1

October 22, 2022

Section Data for Car 56 - Castro, Andre

Lap	T/S	Lap
1	T	102.0353
	S	86.053
2	T	94.1120
	S	93.297
3	T	403.7355
	S	21.748
4	T	92.1942
	S	95.238
5	T	90.8811
	S	96.614
6	T	89.2914
	S	98.334
7	T	88.6447
	S	99.052
8	T	88.2921
	S	99.447
9	T	264.7388
	S	33.166
10	T	88.3414
	S	99.392
11	T	87.8758
	S	99.918
12	T	87.3852
	S	100.479
13	T	725.2677
	S	12.106
14	T	88.0680
	S	99.700
15	T	87.8067
	S	99.997
16	T	90.1710
	S	97.375

Event: USF Pro Fall Combine Open Test - USF2000

Track: Indianapolis Motor Speedway RC

2.58 mile(s)

Report: Section Data Report

USF2000 Championship



Session: Test Session 1

October 22, 2022

Section Data for Car 57 - Cox, Elliot (R)

Lap	T/SLap	
1	T	101.5718
	S	86.445
2	T	94.2074
	S	93.203
3	T	99.0741
	S	88.625
4	T	95.2791
	S	92.155
5	T	96.6759
	S	90.823
6	T	319.8402
	S	27.452
7	T	92.0193
	S	95.419
8	T	89.3924
	S	98.223
9	T	94.0430
	S	93.366
10	T	88.7922
	S	98.887
11	T	89.2144
	S	98.419
12	T	88.6410
	S	99.056
13	T	88.8361
	S	98.838
14	T	803.5877
	S	10.926
15	T	90.3473
	S	97.185
16	T	89.3851
	S	98.231
17	T	89.7941
	S	97.784
18	T	88.5341
	S	99.175
19	T	101.9007
	S	86.166

Event: USF Pro Fall Combine Open Test - USF2000

Track: Indianapolis Motor Speedway RC

2.58 mile(s)

Report: Section Data Report

USF2000 Championship



Session: Test Session 1

October 22, 2022

Section Data for Car 58 - Myers, Michael

Lap	T/SLap	
1	T	103.0767
	S	85.183
2	T	95.2623
	S	92.171
3	T	93.0284
	S	94.384
4	T	90.9093
	S	96.584
5	T	90.0532
	S	97.502
6	T	89.1103
	S	98.534
7	T	90.5550
	S	96.962
8	T	89.1539
	S	98.486
9	T	88.4152
	S	99.309
10	T	88.4205
	S	99.303
11	T	88.5952
	S	99.107
12	T	397.0495
	S	22.114
13	T	88.9191
	S	98.746
14	T	88.9619
	S	98.698
15	T	604.9721
	S	14.514
16	T	89.3143
	S	98.309
17	T	91.7409
	S	95.709
18	T	88.7724
	S	98.909
19	T	89.9860
	S	97.575

Event: USF Pro Fall Combine Open Test - USF2000

Track: Indianapolis Motor Speedway RC

2.58 mile(s)

Report: Section Data Report

USF2000 Championship



Session: Test Session 1

October 22, 2022

Section Data for Car 58 - Myers, Michael

Lap	T/Slap	
20	T	99.6710
	S	88.094

Event: USF Pro Fall Combine Open Test - USF2000

Track: Indianapolis Motor Speedway RC

2.58 mile(s)

Report: Section Data Report

USF2000 Championship



Session: Test Session 1

October 22, 2022

Section Data for Car 6 - Papasavvas, Evagoras

Lap	T/SLap	
1	T	188.3652
	S	46.614
2	T	97.8835
	S	89.703
3	T	93.7124
	S	93.695
4	T	89.3519
	S	98.268
5	T	89.5501
	S	98.050
6	T	89.3222
	S	98.300
7	T	89.0216
	S	98.632
8	T	89.4519
	S	98.158
9	T	87.8488
	S	99.949
10	T	88.6080
	S	99.093
11	T	95.2461
	S	92.186
12	T	87.7843
	S	100.022
13	T	87.1117
	S	100.795
14	T	91.4141
	S	96.051
15	T	87.3404
	S	100.531
16	T	87.2241
	S	100.665
17	T	89.0234
	S	98.630
18	T	617.3867
	S	14.222
19	T	91.0325
	S	96.453

Event: USF Pro Fall Combine Open Test - USF2000

Track: Indianapolis Motor Speedway RC

2.58 mile(s)

Report: Section Data Report

USF2000 Championship



Session: Test Session 1

October 22, 2022

Section Data for Car 6 - Papasavvas, Evagoras

Lap	T/Slap	
20	T	87.5085
	S	100.338
21	T	87.1316
	S	100.772
22	T	87.1684
	S	100.729
23	T	98.9863
	S	88.703

Event: USF Pro Fall Combine Open Test - USF2000

Track: Indianapolis Motor Speedway RC

2.58 mile(s)

Report: Section Data Report

USF2000 Championship



Session: Test Session 1

October 22, 2022

Section Data for Car 7 - Morey IV, Albert (R)

Lap	T/SLap
1	T 209.4959
	S 41.912
2	T 102.6643
	S 85.525
3	T 213.3404
	S 41.157
4	T 96.0676
	S 91.398
5	T 93.9478
	S 93.460
6	T 92.9299
	S 94.484
7	T 90.5075
	S 97.013
8	T 89.8451
	S 97.728
9	T 89.6544
	S 97.936
10	T 89.3589
	S 98.260
11	T 89.3539
	S 98.265
12	T 92.2190
	S 95.212
13	T 91.5211
	S 95.939
14	T 90.5051
	S 97.016
15	T 711.9861
	S 12.332
16	T 91.3687
	S 96.099
17	T 89.0086
	S 98.647
18	T 93.6768
	S 93.731

Event: USF Pro Fall Combine Open Test - USF2000

Track: Indianapolis Motor Speedway RC

2.58 mile(s)

Report: Section Data Report

USF2000 Championship



Session: Test Session 1

October 22, 2022

Section Data for Car 8 - Hughes, Lochie (R)

Lap	T/S	Lap
1	T	223.8401
	S	39.226
2	T	97.7546
	S	89.821
3	T	92.5776
	S	94.844
4	T	101.0781
	S	86.867
5	T	90.7577
	S	96.746
6	T	88.7312
	S	98.955
7	T	89.6179
	S	97.976
8	T	106.5067
	S	82.440
9	T	564.6630
	S	15.550
10	T	95.4308
	S	92.008
11	T	681.0852
	S	12.892
12	T	91.8557
	S	95.589
13	T	91.6849
	S	95.767
14	T	87.8295
	S	99.971
15	T	87.1551
	S	100.745

Event: USF Pro Fall Combine Open Test - USF2000

Track: Indianapolis Motor Speedway RC

2.58 mile(s)

Report: Section Data Report

USF2000 Championship



Session: Test Session 1

October 22, 2022

Section Data for Car 9 - St Jean, Louka (R)

Lap	T/S	Lap
1	T	195.7091
	S	44.865
2	T	98.3002
	S	89.322
3	T	93.6164
	S	93.791
4	T	91.8822
	S	95.561
5	T	91.2734
	S	96.199
6	T	91.2738
	S	96.198
7	T	89.6372
	S	97.955
8	T	89.6513
	S	97.939
9	T	88.8342
	S	98.840
10	T	88.4179
	S	99.306
11	T	90.7891
	S	96.712
12	T	89.6295
	S	97.963
13	T	88.8639
	S	98.807
14	T	88.6713
	S	99.022
15	T	89.1632
	S	98.476
16	T	778.3851
	S	11.280
17	T	91.2105
	S	96.265
18	T	90.2852
	S	97.252
19	T	88.0994
	S	99.665

Event: USF Pro Fall Combine Open Test - USF2000

Track: Indianapolis Motor Speedway RC

2.58 mile(s)

Report: Section Data Report

USF2000 Championship



Session: Test Session 1

October 22, 2022

Section Data for Car 9 - St Jean, Louka (R)

Lap	T/Slap	
20	T	87.8360
	S	99.964

Event: USF Pro Fall Combine Open Test - USF2000

Track: Indianapolis Motor Speedway RC

2.58 mile(s)

Report: Section Data Report

USF2000 Championship



Session: Test Session 1

October 22, 2022

Section Data for Car 92 - Gardner, Chase (R)

Lap	T/SLap	
1	T	93.7561
	S	93.652
2	T	90.6789
	S	96.830
3	T	90.0752
	S	97.479
4	T	91.1552
	S	96.324
5	T	88.0469
	S	99.724
6	T	87.7723
	S	100.036
7	T	89.1197
	S	98.524
8	T	87.5149
	S	100.330
9	T	88.2292
	S	99.518
10	T	87.8868
	S	99.906
11	T	88.1821
	S	99.571
12	T	87.6624
	S	100.162
13	T	424.8452
	S	20.667
14	T	90.0525
	S	97.503
15	T	665.4430
	S	13.195
16	T	87.7813
	S	100.026
17	T	86.9993
	S	100.925
18	T	86.6088
	S	101.380
19	T	88.7312
	S	98.955

Event: USF Pro Fall Combine Open Test - USF2000

Track: Indianapolis Motor Speedway RC

2.58 mile(s)

Report: Section Data Report

USF2000 Championship








Session: Test Session 1

October 22, 2022

Section Data for Car

Report Support Information

Section Legend	
Name	Length
Lap	2.439000 miles

Color Legend	
	Fastest Lap
	Section Under Caution
	Section Under Green
	Section Time Data
	Section Speed Data

