

Event: Cooper Tires USF2000 GP of Mid-Ohio
Track: Mid-Ohio Sports Car Course
Report: Section Data Report
Session: Practice 1

Round 17/18
2.258 mile(s)



USF2000 Championship
October 2, 2021

Section Data for Car 1 - Navarro, Ely (R)

Lap	T/S I6 to SF	SF to I4	I4 to I6	Lap	
1	T	21.2473	38.9785	32.5301	92.7559
	S	83.529	99.128	76.565	87.636
2	T	20.9740	37.9525	30.6421	89.5686
	S	84.618	101.808	81.283	90.755
3	T	20.2871	37.1054	29.6317	87.0242
	S	87.483	104.132	84.055	93.409
4	T	20.2690	37.1066	29.4140	86.7896
	S	87.561	104.129	84.677	93.661
5	T	19.6307	36.4541	29.0106	85.0954
	S	90.408	105.993	85.854	95.526
6	T	19.2622	36.1851	28.6747	84.1220
	S	92.138	106.781	86.860	96.631
7	T	19.1094	35.9312	28.7757	83.8163
	S	92.874	107.535	86.555	96.984
8	T	19.1844	35.9266	28.5082	83.6192
	S	92.511	107.549	87.367	97.212
9	T	19.0653	35.8720	28.6346	83.5719
	S	93.089	107.713	86.982	97.267
10	T	19.6211	36.2619	28.3253	84.2083
	S	90.452	106.554	87.931	96.532
11	T	18.9757	35.6077	28.0172	82.6006
	S	93.529	108.512	88.898	98.411
12	T	18.9997	35.6582	27.9621	82.6200
	S	93.411	108.358	89.073	98.388
13	T	18.8689	35.4102	27.8208	82.0999
	S	94.058	109.117	89.526	99.011
14	T	18.9133	35.5758	27.7570	82.2461
	S	93.837	108.609	89.732	98.835
15	T	18.8974	35.4721	27.6989	82.0684
	S	93.916	108.927	89.920	99.049
16	T	18.7978	35.5298	27.6060	81.9336
	S	94.414	108.750	90.222	99.212
17	T	18.8265	35.4310	27.7435	82.0010
	S	94.270	109.053	89.775	99.130
18	T	18.7636	35.5121	28.0738	82.3495
	S	94.586	108.804	88.719	98.711
19	T	19.1341	35.6080	27.7031	82.4452
	S	92.754	108.511	89.906	98.596

Event: Cooper Tires USF2000 GP of Mid-Ohio

Round 17/18

Track: Mid-Ohio Sports Car Course

2.258 mile(s)

Report: Section Data Report

USF2000 Championship

Session: Practice 1

October 2, 2021



Section Data for Car 1 - Navarro, Ely (R)

Lap	T/S I6 to SF	SF to I4	I4 to I6	Lap	
20	T	18.7892	35.5514	27.7131	82.0537
	S	94.457	108.684	89.874	99.067

Event: Cooper Tires USF2000 GP of Mid-Ohio
 Track: Mid-Ohio Sports Car Course
 Report: Section Data Report
 Session: Practice 1

Round 17/18
 2.258 mile(s)



USF2000 Championship
 October 2, 2021

Section Data for Car 10 - Siegel, Nolan

Lap	T/S I6 to SF	SF to I4	I4 to I6	Lap	
1	T	20.6459	37.6819	30.4650	88.7928
	S	85.962	102.539	81.756	91.548
2	T	19.8797	36.6527	29.3542	85.8866
	S	89.276	105.418	84.849	94.646
3	T	19.4142	36.4187	28.9395	84.7724
	S	91.416	106.096	86.065	95.890
4	T	19.1169	37.3307	29.2096	85.6572
	S	92.838	103.504	85.269	94.899
5	T	19.1514	36.1079	29.3588	84.6181
	S	92.671	107.009	84.836	96.065
6	T	19.3214	35.9009	28.1664	83.3887
	S	91.855	107.626	88.427	97.481
7	T	18.8953	35.7740	28.1260	82.7953
	S	93.927	108.008	88.554	98.179
8	T	18.9684	35.7791	27.9939	82.7414
	S	93.565	107.992	88.972	98.243
9	T	18.8338	35.5977	27.7627	82.1942
	S	94.233	108.543	89.713	98.897
10	T	18.6831	35.3039	27.8138	81.8008
	S	94.993	109.446	89.548	99.373
11	T	18.8205	36.3341	27.7782	82.9328
	S	94.300	106.343	89.663	98.017
12	T	18.8031	35.3414	27.6543	81.7988
	S	94.387	109.330	90.065	99.376
13	T	18.6887	35.2967	27.6886	81.6740
	S	94.965	109.468	89.953	99.527
14	T	18.6891	35.2676	27.5029	81.4596
	S	94.963	109.558	90.561	99.789
15	T			27.8618	209.3122
	S			89.394	38.836
16	T	18.6268	35.5336	27.5821	81.7425
	S	95.281	108.738	90.301	99.444
17	T	18.5854	35.4673	27.3658	81.4185
	S	95.493	108.942	91.014	99.840
18	T	18.6365	35.2897	27.4499	81.3761
	S	95.231	109.490	90.736	99.892
19	T	18.7318	35.1450	27.4252	81.3020
	S	94.747	109.941	90.817	99.983

Event: Cooper Tires USF2000 GP of Mid-Ohio

Round 17/18

Track: Mid-Ohio Sports Car Course

2.258 mile(s)

Report: Section Data Report

USF2000 Championship

Session: Practice 1

October 2, 2021



Section Data for Car 10 - Siegel, Nolan

Lap	T/S I6 to SF	SF to I4	I4 to I6	Lap	
20	T	18.5739	35.2724	27.6546	81.5009
	S	95.552	109.544	90.064	99.739

Event: Cooper Tires USF2000 GP of Mid-Ohio
Track: Mid-Ohio Sports Car Course
Report: Section Data Report
Session: Practice 1

Round 17/18
2.258 mile(s)



USF2000 Championship
October 2, 2021

Section Data for Car 11 - Campbell, Prescott

Lap	T/S I6 to SF	SF to I4	I4 to I6	Lap	
1	T	20.8788	37.7083	30.1592	88.7463
	S	85.004	102.467	82.584	91.596
2	T	20.0361	36.6849	29.2701	85.9911
	S	88.579	105.326	85.093	94.531
3	T	19.7028	36.2351	29.1142	85.0521
	S	90.077	106.633	85.549	95.574
4	T	19.5665	36.0491	28.8220	84.4376
	S	90.705	107.183	86.416	96.270
5	T	19.2986	36.0306	28.7494	84.0786
	S	91.964	107.238	86.634	96.681
6	T	19.3175	36.2264	28.5289	84.0728
	S	91.874	106.659	87.304	96.688
7	T	19.3191	35.8266	28.3349	83.4806
	S	91.866	107.849	87.902	97.374
8	T	19.0216	35.7309	27.9138	82.6663
	S	93.303	108.138	89.228	98.333
9	T	18.9088	35.7317	28.0173	82.6578
	S	93.860	108.135	88.898	98.343
10	T	18.8757	35.5235	27.8005	82.1997
	S	94.024	108.769	89.591	98.891
11	T	18.7603	35.3764	27.7357	81.8724
	S	94.603	109.222	89.801	99.286
12	T	18.9664	35.4418	27.7910	82.1992
	S	93.575	109.020	89.622	98.891
13	T	18.8154	35.3765	28.2656	82.4575
	S	94.326	109.221	88.117	98.582
14	T			28.4994	303.4097
	S			87.394	26.791
15	T	18.9795	35.6389	28.0065	82.6249
	S	93.510	108.417	88.932	98.382
16	T	18.7780	35.4455	27.6299	81.8534
	S	94.513	109.009	90.144	99.309
17	T	18.7064	35.4466	27.6786	81.8316
	S	94.875	109.005	89.986	99.336
18	T	18.7700	35.2911	27.6880	81.7491
	S	94.554	109.485	89.955	99.436

Event: Cooper Tires USF2000 GP of Mid-Ohio
Track: Mid-Ohio Sports Car Course
Report: Section Data Report
Session: Practice 1

Round 17/18
2.258 mile(s)



USF2000 Championship
October 2, 2021

Section Data for Car 12 - Porto, Kiko

Lap	T/S I6 to SF	SF to I4	I4 to I6	Lap	
1	T	20.6423	37.8796	30.2996	88.8215
	S	85.977	102.004	82.202	91.518
2	T	20.0639	36.8204	29.4677	86.3520
	S	88.456	104.938	84.522	94.136
3	T	19.6757	36.5296	29.0734	85.2787
	S	90.201	105.773	85.669	95.320
4	T	19.5308	36.2136	28.8543	84.5987
	S	90.870	106.696	86.319	96.087
5	T	19.3164	36.2456	28.5849	84.1469
	S	91.879	106.602	87.133	96.602
6	T	19.1677	35.9476	28.4519	83.5672
	S	92.592	107.486	87.540	97.273
7	T	18.9728	35.6288	28.2521	82.8537
	S	93.543	108.448	88.159	98.110
8	T	18.9043	35.6946	28.4593	83.0582
	S	93.882	108.248	87.517	97.869
9	T	18.9301	35.6066	27.9883	82.5250
	S	93.754	108.515	88.990	98.501
10	T	18.7487	35.4379	27.7161	81.9027
	S	94.661	109.032	89.864	99.249
11	T	18.7116	35.3395	27.6342	81.6853
	S	94.849	109.336	90.130	99.514
12	T	18.6444	35.2817	27.6182	81.5443
	S	95.191	109.515	90.183	99.686
13	T	18.6074	35.2663	27.6994	81.5731
	S	95.380	109.562	89.918	99.650
14	T			28.1994	247.4203
	S			88.324	32.854
15	T	18.7677	35.4214	27.5892	81.7783
	S	94.565	109.083	90.277	99.400
16	T	18.5848	35.2638	27.6111	81.4597
	S	95.496	109.570	90.206	99.789
17	T	18.8749	35.7190	27.6495	82.2434
	S	94.028	108.174	90.081	98.838
18	T	18.5682	35.2285	27.4979	81.2946
	S	95.581	109.680	90.577	99.992
19	T	18.6582	35.1326	27.4974	81.2882
	S	95.120	109.979	90.579	100.000

Event: Cooper Tires USF2000 GP of Mid-Ohio
 Track: Mid-Ohio Sports Car Course
 Report: Section Data Report
 Session: Practice 1

Round 17/18
 2.258 mile(s)



USF2000 Championship
 October 2, 2021

Section Data for Car 16 - Vaccaro, Kent (R)

Lap	T/S I6 to SF	SF to I4	I4 to I6	Lap	
1	T	23.6632	39.9996	32.5209	96.1837
	S	75.001	96.598	76.587	84.513
2	T	21.4653	38.6244	31.2557	91.3454
	S	82.681	100.037	79.687	88.990
3	T	20.6928	38.0796	30.3150	89.0874
	S	85.768	101.468	82.160	91.245
4	T	20.6032	37.5621	30.2879	88.4532
	S	86.141	102.866	82.234	91.899
5	T	20.4752	37.1772	29.6689	87.3213
	S	86.679	103.931	83.949	93.091
6	T	19.8233	37.4569	29.7029	86.9831
	S	89.530	103.155	83.853	93.453
7	T	19.8656	36.7809	29.2937	85.9402
	S	89.339	105.051	85.024	94.587
8	T	19.7306	37.2742	29.2774	86.2822
	S	89.950	103.661	85.072	94.212
9	T	19.6493	36.4049	29.0116	85.0658
	S	90.322	106.136	85.851	95.559
10	T	19.5451	36.4228	29.0904	85.0583
	S	90.804	106.084	85.619	95.567
11	T	19.4038	36.2323	28.9141	84.5502
	S	91.465	106.641	86.141	96.142
12	T	19.4188	36.3598	29.3913	85.1699
	S	91.395	106.267	84.742	95.442
13	T			29.8553	185.7168
	S			83.425	43.770
14	T	19.8711	36.4714	29.0012	85.3437
	S	89.314	105.942	85.882	95.248
15	T	19.7859	36.1564	28.7150	84.6573
	S	89.699	106.865	86.738	96.020
16	T	19.2553	36.0188	28.3831	83.6572
	S	92.171	107.274	87.752	97.168
17	T	18.9906	36.1510	28.6461	83.7877
	S	93.455	106.881	86.947	97.017

Event: Cooper Tires USF2000 GP of Mid-Ohio
 Track: Mid-Ohio Sports Car Course
 Report: Section Data Report
 Session: Practice 1

Round 17/18
 2.258 mile(s)



USF2000 Championship
 October 2, 2021

Section Data for Car 19 - Castro, Andre

Lap	T/S I6 to SF	SF to I4	I4 to I6	Lap	
1	T	23.6003	42.0240	34.0158	99.6401
	S	75.201	91.944	73.221	81.582
2	T	21.8312	38.9405	31.8811	92.6528
	S	81.295	99.225	78.124	87.734
3	T	20.9701	37.9440	30.8499	89.7640
	S	84.633	101.831	80.735	90.557
4	T	20.4268	37.5142	30.5340	88.4750
	S	86.885	102.997	81.571	91.877
5	T	20.1820	37.0885	30.0034	87.2739
	S	87.938	104.180	83.013	93.141
6	T	19.8376	36.6995	29.6772	86.2143
	S	89.465	105.284	83.926	94.286
7	T	19.7083	36.6332	29.2977	85.6392
	S	90.052	105.474	85.013	94.919
8	T	19.7266	36.4452	29.2023	85.3741
	S	89.969	106.018	85.291	95.214
9	T	19.3907	36.2650	29.0337	84.6894
	S	91.527	106.545	85.786	95.984
10	T	19.4039	37.6479	29.3922	86.4440
	S	91.465	102.632	84.740	94.035
11	T	19.3650	36.3049	28.8951	84.5650
	S	91.648	106.428	86.197	96.125
12	T	19.2619	37.3409	29.8045	86.4073
	S	92.139	103.475	83.567	94.075
13	T			29.1408	268.6707
	S			85.471	30.256
14	T	19.6527	35.9209	28.4750	84.0486
	S	90.307	107.566	87.469	96.715
15	T	19.1742	35.7201	28.2963	83.1906
	S	92.560	108.171	88.021	97.713
16	T	18.9431	35.7064	28.1778	82.8273
	S	93.690	108.212	88.392	98.142
17	T	19.0527	35.6680	28.0519	82.7726
	S	93.151	108.329	88.788	98.206
18	T	18.8649	35.6934	28.0880	82.6463
	S	94.078	108.251	88.674	98.356
19	T	19.0261	39.8663	34.9741	
	S	93.281	96.921	71.215	

Event: Cooper Tires USF2000 GP of Mid-Ohio
 Track: Mid-Ohio Sports Car Course
 Report: Section Data Report
 Session: Practice 1

Round 17/18
 2.258 mile(s)



USF2000 Championship
 October 2, 2021

Section Data for Car 2 - Nepveu, Thomas (R)

Lap	T/S I6 to SF	SF to I4	I4 to I6	Lap	
1	T		31.7564	147.2650	
	S		78.431	55.198	
2	T	21.2068	37.3437	30.4218	88.9723
	S	83.689	103.468	81.872	91.363
3	T	19.7676	36.5848	29.9667	86.3191
	S	89.782	105.614	83.115	94.172
4	T	19.7517	36.4609	29.5816	85.7942
	S	89.854	105.973	84.197	94.748
5	T	19.4263	36.8132	29.1957	85.4352
	S	91.359	104.959	85.310	95.146
6	T	19.5449	36.2884	28.9594	84.7927
	S	90.805	106.477	86.006	95.867
7	T	19.1411	35.9114	28.6189	83.6714
	S	92.721	107.594	87.029	97.151
8	T	19.0866	35.8537	28.3292	83.2695
	S	92.985	107.768	87.919	97.620
9	T	18.9885	35.6339	28.4441	83.0665
	S	93.466	108.432	87.564	97.859
10	T	18.9611	35.6189	28.1721	82.7521
	S	93.601	108.478	88.410	98.231
11	T	18.9481	35.6138	27.9758	82.5377
	S	93.665	108.493	89.030	98.486
12	T	18.7451	35.5479	29.0504	83.3434
	S	94.679	108.695	85.737	97.534
13	T	20.0659	35.5176	27.9894	83.5729
	S	88.447	108.787	88.987	97.266
14	T	18.7354	35.7772	28.0283	82.5409
	S	94.728	107.998	88.863	98.482
15	T	19.7083	35.7148	27.8586	83.2817
	S	90.052	108.187	89.404	97.606
16	T	18.8135	35.1923	27.9161	81.9219
	S	94.335	109.793	89.220	99.226
17	T	18.7305	35.4046	27.7811	81.9162
	S	94.753	109.135	89.654	99.233
18	T	18.7284	35.2843	27.8130	81.8257
	S	94.764	109.507	89.551	99.343
19	T	18.7984	36.1770	29.5695	84.5449
	S	94.411	106.804	84.231	96.148

Event: Cooper Tires USF2000 GP of Mid-Ohio

Round 17/18

Track: Mid-Ohio Sports Car Course

2.258 mile(s)

Report: Section Data Report

USF2000 Championship

Session: Practice 1

October 2, 2021



Section Data for Car 2 - Nepveu, Thomas (R)

Lap	T/S	I6 to SF	SF to I4	I4 to I6	Lap
20	T	18.7013	36.4612	29.3983	84.5608
	S	94.901	105.972	84.722	96.130

Event: Cooper Tires USF2000 GP of Mid-Ohio
Track: Mid-Ohio Sports Car Course
Report: Section Data Report
Session: Practice 1

Round 17/18
2.258 mile(s)



USF2000 Championship
October 2, 2021

Section Data for Car 22 - Sundaramoorthy, Yuven

Lap	T/S I6 to SF	SF to I4	I4 to I6	Lap	
1	T	21.0346	37.9725	30.8351	89.8422
	S	84.374	101.754	80.774	90.479
2	T	20.0747	37.7794	29.9510	87.8051
	S	88.408	102.274	83.159	92.578
3	T	19.8866	36.3333	29.4182	85.6381
	S	89.245	106.345	84.665	94.920
4	T	19.5771	36.1969	29.1339	84.9079
	S	90.656	106.746	85.491	95.737
5	T	19.6554	39.2012	29.2439	88.1005
	S	90.294	98.565	85.169	92.267
6	T	19.2318	35.9503	28.5376	83.7197
	S	92.283	107.478	87.277	97.095
7	T	19.1624	35.7255	28.2418	83.1297
	S	92.617	108.154	88.191	97.785
8	T	19.5907	36.3263	28.2534	84.1704
	S	90.593	106.365	88.155	96.576
9	T	18.9699	35.7373	28.0288	82.7360
	S	93.557	108.119	88.862	98.250
10	T	18.8355	35.2856	27.7681	81.8892
	S	94.225	109.503	89.696	99.266
11	T	18.6341	35.4688	27.7527	81.8556
	S	95.243	108.937	89.746	99.307
12	T	18.5830	35.2673	27.6415	81.4918
	S	95.505	109.559	90.107	99.750
13	T	18.6352	35.1480	27.8095	81.5927
	S	95.238	109.931	89.562	99.627
14	T	18.6939	35.2906	27.5957	81.5802
	S	94.939	109.487	90.256	99.642
15	T	18.6203	35.2579	27.7351	81.6133
	S	95.314	109.589	89.803	99.601
16	T	18.5898	35.4470	27.6141	81.6509
	S	95.470	109.004	90.196	99.556
17	T	18.7108	35.1962	27.6715	81.5785
	S	94.853	109.781	90.009	99.644
18	T	18.6691	35.1261	27.5171	81.3123
	S	95.065	110.000	90.514	99.970
19	T	18.5545	35.1289	27.5508	81.2342
	S	95.652	109.991	90.403	100.066

Event: Cooper Tires USF2000 GP of Mid-Ohio

Round 17/18

Track: Mid-Ohio Sports Car Course

2.258 mile(s)

Report: Section Data Report

USF2000 Championship

Session: Practice 1

October 2, 2021



Section Data for Car 22 - Sundaramoorthy, Yuven

Lap	T/S	I6 to SF	SF to I4	I4 to I6	Lap
20	T	18.6537	35.3388	27.5428	81.5353
	S	95.143	109.338	90.430	99.697
21	T	18.5367	34.9445	27.6965	81.1777
	S	95.744	110.571	89.928	100.136

Event: Cooper Tires USF2000 GP of Mid-Ohio
Track: Mid-Ohio Sports Car Course
Report: Section Data Report
Session: Practice 1

Round 17/18
2.258 mile(s)



USF2000 Championship
October 2, 2021

Section Data for Car 23 - Denmark, Jace (R)

Lap	T/S I6 to SF	SF to I4	I4 to I6	Lap	
1	T	21.1362	37.6518	31.7880	90.5760
	S	83.968	102.621	78.353	89.746
2	T	20.4976	37.2548	29.7276	87.4800
	S	86.584	103.715	83.783	92.922
3	T	19.8219	36.5306	30.4136	86.7661
	S	89.536	105.771	81.894	93.686
4	T	19.6512	36.1780	28.9883	84.8175
	S	90.314	106.801	85.920	95.839
5	T	19.2495	35.9581	28.5238	83.7314
	S	92.198	107.455	87.319	97.082
6	T	19.1855	35.8846	28.2319	83.3020
	S	92.506	107.675	88.222	97.582
7	T	18.9583	35.7636	28.1446	82.8665
	S	93.615	108.039	88.496	98.095
8	T	18.8608	35.4847	27.9609	82.3064
	S	94.098	108.888	89.077	98.763
9	T	18.6773	35.3799	27.8029	81.8601
	S	95.023	109.211	89.584	99.301
10	T	18.7117	35.3987	27.6631	81.7735
	S	94.848	109.153	90.036	99.406
11	T	18.6041	35.4886	28.1700	82.2627
	S	95.397	108.876	88.416	98.815
12	T	18.7361	35.4656	27.7287	81.9304
	S	94.725	108.947	89.823	99.216
13	T	18.6527	35.4067	27.5657	81.6251
	S	95.148	109.128	90.354	99.587
14	T	18.8579	35.3150	27.4062	81.5791
	S	94.113	109.411	90.880	99.643
15	T	18.4553	35.1708	27.4893	81.1154
	S	96.166	109.860	90.606	100.213
16	T	18.6557	35.5455	27.5344	81.7356
	S	95.133	108.702	90.457	99.452
17	T	18.6118	35.5083	27.7528	81.8729
	S	95.357	108.816	89.745	99.286
18	T	18.7914	35.4106	27.8663	82.0683
	S	94.446	109.116	89.380	99.049
19	T	18.6647	35.2700	27.5800	81.5147
	S	95.087	109.551	90.308	99.722

Event: Cooper Tires USF2000 GP of Mid-Ohio

Round 17/18

Track: Mid-Ohio Sports Car Course

2.258 mile(s)

Report: Section Data Report

USF2000 Championship

Session: Practice 1

October 2, 2021



Section Data for Car 23 - Denmark, Jace (R)

Lap	T/S	I6 to SF	SF to I4	I4 to I6	Lap
20	T	18.6785	35.2730	27.5096	81.4611
	S	95.017	109.542	90.539	99.788
21	T	18.5891	35.5495	28.0597	82.1983
	S	95.474	108.690	88.764	98.893

Event: Cooper Tires USF2000 GP of Mid-Ohio

Round 17/18

Track: Mid-Ohio Sports Car Course

2.258 mile(s)

Report: Section Data Report

USF2000 Championship

Session: Practice 1

October 2, 2021



Section Data for Car 24 - Pierson, Josh

Lap	T/S I6 to SF	SF to I4	I4 to I6	Lap	
1	T	20.9752	38.1597	30.7643	89.8992
	S	84.613	101.255	80.960	90.421
2	T	20.1464	36.8033	29.5415	86.4912
	S	88.094	104.987	84.311	93.984
3	T	19.6425	36.4334	28.9230	84.9989
	S	90.354	106.053	86.114	95.634
4	T	19.3739	36.0954	28.7417	84.2110
	S	91.606	107.046	86.657	96.529
5	T	19.2761	35.8175	28.6066	83.7002
	S	92.071	107.876	87.067	97.118
6	T	19.2044	36.0643	28.4343	83.7030
	S	92.415	107.138	87.594	97.115
7	T	19.0242	35.7039	28.2389	82.9670
	S	93.290	108.220	88.200	97.976
8	T	19.0527	35.7120	28.0124	82.7771
	S	93.151	108.195	88.914	98.201
9	T	18.8754	35.5936	28.0818	82.5508
	S	94.026	108.555	88.694	98.470
10	T	18.8204	35.4691	27.8543	82.1438
	S	94.300	108.936	89.418	98.958
11	T	18.8061	38.4351	29.2453	86.4865
	S	94.372	100.530	85.165	93.989
12	T	18.6948	35.2513	27.7911	81.7372
	S	94.934	109.609	89.622	99.450
13	T	18.7012	35.2463	27.5738	81.5213
	S	94.902	109.625	90.328	99.714
14	T	18.6669	35.8774	27.9301	82.4744
	S	95.076	107.696	89.176	98.561
15	T	18.5890	35.1955	27.4929	81.2774
	S	95.474	109.783	90.594	100.013
16	T	18.6274	35.3294	27.6134	81.5702
	S	95.278	109.367	90.198	99.654
17	T	18.6685	35.3261	27.6634	81.6580
	S	95.068	109.377	90.035	99.547
18	T	18.7648	35.3785	27.7150	81.8583
	S	94.580	109.215	89.868	99.303
19	T	18.6709	35.3899	27.8438	81.9046
	S	95.056	109.180	89.452	99.247

Event: Cooper Tires USF2000 GP of Mid-Ohio

Round 17/18

Track: Mid-Ohio Sports Car Course

2.258 mile(s)

Report: Section Data Report

USF2000 Championship

Session: Practice 1

October 2, 2021



Section Data for Car 24 - Pierson, Josh

Lap	T/S	I6 to SF	SF to I4	I4 to I6	Lap
20	T	18.8788	35.2604	27.6389	81.7781
	S	94.009	109.581	90.115	99.401
21	T	18.7095	35.2690	27.7327	81.7112
	S	94.859	109.554	89.810	99.482

Event: Cooper Tires USF2000 GP of Mid-Ohio

Round 17/18

Track: Mid-Ohio Sports Car Course

2.258 mile(s)

Report: Section Data Report

USF2000 Championship

Session: Practice 1

October 2, 2021



Section Data for Car 3 - Stamer, Evan (R)

Lap	T/S I6 to SF	SF to I4	I4 to I6	Lap
1	T		32.8584	150.8950
	S		75.800	53.871
2	T	21.2366	38.2318	30.5013
	S	83.571	101.064	81.658
3	T	20.3778	37.0963	30.1980
	S	87.093	104.158	82.478
4	T	19.9423	36.6955	29.2497
	S	88.995	105.295	85.152
5	T	19.6032	36.3061	29.4037
	S	90.535	106.425	84.706
6	T	19.3497	36.4052	28.9031
	S	91.721	106.135	86.174
7	T	19.2359	36.0963	28.7794
	S	92.264	107.043	86.544
8	T	19.1032	35.9934	28.2111
	S	92.904	107.349	88.287
9	T	19.0189	35.8577	27.9485
	S	93.316	107.755	89.117
10	T	18.8969	35.6552	27.8585
	S	93.919	108.367	89.405
11	T	18.9330	35.7138	27.6967
	S	93.740	108.190	89.927
12	T	18.8806	35.5551	27.8104
	S	94.000	108.673	89.559
13	T	18.9273	35.6345	27.7241
	S	93.768	108.430	89.838
14	T	18.9146	35.6014	27.7598
	S	93.831	108.531	89.723
15	T	18.7304	35.6043	27.6097
	S	94.754	108.522	90.210
16	T	18.8367	35.6912	27.7306
	S	94.219	108.258	89.817
17	T	18.8497	35.6285	28.5390
	S	94.154	108.449	87.273
18	T	18.9416	35.5771	27.9405
	S	93.697	108.605	89.142
19	T	21.0289	35.8080	27.7372
	S	84.397	107.905	89.796

Event: Cooper Tires USF2000 GP of Mid-Ohio

Round 17/18

Track: Mid-Ohio Sports Car Course

2.258 mile(s)

Report: Section Data Report

USF2000 Championship

Session: Practice 1

October 2, 2021



Section Data for Car 3 - Stamer, Evan (R)

Lap	T/S	I6 to SF	SF to I4	I4 to I6	Lap
20	T	18.9605	35.6633	27.8612	82.4850
	S	93.604	108.343	89.396	98.549

Event: Cooper Tires USF2000 GP of Mid-Ohio
Track: Mid-Ohio Sports Car Course
Report: Section Data Report
Session: Practice 1

Round 17/18
2.258 mile(s)



USF2000 Championship
October 2, 2021

Section Data for Car 32 - Weir, Christian (R)

Lap	T/S I6 to SF	SF to I4	I4 to I6	Lap	
1	T	23.2508	40.0398	33.6643	96.9549
	S	76.332	96.501	73.986	83.841
2	T	21.7507	38.6234	31.8955	92.2696
	S	81.596	100.039	78.089	88.098
3	T	20.8129	37.9258	30.9160	89.6547
	S	85.273	101.880	80.563	90.668
4	T	20.1648	37.3796	30.0768	87.6212
	S	88.013	103.368	82.811	92.772
5	T	19.9042	36.8220	29.7551	86.4813
	S	89.166	104.934	83.706	93.995
6	T	19.7853	36.6788	29.3096	85.7737
	S	89.702	105.343	84.978	94.770
7	T	19.4497	36.3402	29.1599	84.9498
	S	91.249	106.325	85.415	95.689
8	T	19.3735	36.2343	28.7078	84.3156
	S	91.608	106.636	86.760	96.409
9	T	19.3231	36.0964	28.5850	84.0045
	S	91.847	107.043	87.132	96.766
10	T	19.2707	36.7073	28.7456	84.7236
	S	92.097	105.261	86.646	95.945
11	T	19.1205	35.7293	28.2050	83.0548
	S	92.820	108.143	88.306	97.873
12	T	18.9351	36.9407	28.3914	84.2672
	S	93.729	104.596	87.727	96.465
13	T	18.9791	35.5775	27.9493	82.5059
	S	93.512	108.604	89.114	98.524
14	T	18.8596	35.4780	27.9101	82.2477
	S	94.104	108.909	89.239	98.833
15	T	18.7714	35.3813	27.7486	81.9013
	S	94.547	109.206	89.759	99.251
16	T	18.7357	35.3739	27.6663	81.7759
	S	94.727	109.229	90.026	99.403
17	T	18.8267	35.4286	27.6333	81.8886
	S	94.269	109.061	90.133	99.267
18	T	18.7929	35.4795	27.8495	82.1219
	S	94.438	108.904	89.434	98.985
19	T	18.7101	35.5310	27.7996	82.0407
	S	94.856	108.746	89.594	99.083

Event: Cooper Tires USF2000 GP of Mid-Ohio
 Track: Mid-Ohio Sports Car Course
 Report: Section Data Report
 Session: Practice 1

Round 17/18
 2.258 mile(s)



USF2000 Championship
 October 2, 2021

Section Data for Car 33 - Green, Josh

Lap	T/S I6 to SF	SF to I4	I4 to I6	Lap	
1	T	20.9900	37.7487	30.2760	89.0147
	S	84.553	102.358	82.266	91.320
2	T	20.4169	37.5016	29.4839	87.4024
	S	86.927	103.032	84.476	93.004
3	T	19.5744	36.2521	29.6911	85.5176
	S	90.668	106.583	83.886	95.054
4	T	19.4020	36.0568	28.6939	84.1527
	S	91.474	107.160	86.802	96.596
5	T	19.0914	35.7797	28.2993	83.1704
	S	92.962	107.990	88.012	97.737
6	T	19.0103	35.6305	28.2527	82.8935
	S	93.358	108.443	88.157	98.063
7	T	19.2450	35.5237	27.9029	82.6716
	S	92.220	108.769	89.262	98.326
8	T	18.7747	35.3965	27.7758	81.9470
	S	94.530	109.159	89.671	99.196
9	T	18.7759	35.3247	27.9851	82.0857
	S	94.524	109.381	89.000	99.028
10	T	18.6752	35.2737	27.7316	81.6805
	S	95.034	109.540	89.814	99.519
11	T	18.6372	35.3053	27.6186	81.5611
	S	95.227	109.441	90.181	99.665
12	T			28.0063	262.6887
	S			88.933	30.945
13	T	18.6959	35.2927	27.4996	81.4882
	S	94.928	109.481	90.572	99.754
14	T	18.6536	35.2639	27.4611	81.3786
	S	95.144	109.570	90.699	99.889
15	T	18.5503	35.1224	27.4759	81.1486
	S	95.674	110.011	90.650	100.172
16	T	18.5955	35.2161	27.6105	81.4221
	S	95.441	109.719	90.208	99.835
17	T	18.6104	35.4271	27.7932	81.8307
	S	95.365	109.065	89.615	99.337
18	T	18.5808	35.2266	27.6001	81.4075
	S	95.516	109.686	90.242	99.853

Event: Cooper Tires USF2000 GP of Mid-Ohio
Track: Mid-Ohio Sports Car Course
Report: Section Data Report
Session: Practice 1

Round 17/18
2.258 mile(s)



USF2000 Championship
October 2, 2021

Section Data for Car 34 - Christie, Dylan (R)

Lap	T/S	I6 to SF	SF to I4	I4 to I6	Lap
1	T	21.5601	38.8888	31.4309	91.8798
	S	82.317	99.357	79.243	88.472
2	T	20.5181	37.7755	30.2914	88.5850
	S	86.498	102.285	82.224	91.763
3	T	20.0925	37.0147	29.9166	87.0238
	S	88.330	104.387	83.254	93.409
4	T	19.8723	36.7448	29.6935	86.3106
	S	89.309	105.154	83.880	94.181
5	T	19.6891	36.3823	30.0685	86.1399
	S	90.140	106.202	82.834	94.367
6	T	19.8018	36.3931	29.3550	85.5499
	S	89.627	106.170	84.847	95.018
7	T	19.4900	36.0795	28.6783	84.2478
	S	91.061	107.093	86.849	96.487
8	T	19.2870	36.0712	28.4813	83.8395
	S	92.019	107.118	87.450	96.957
9	T	19.2333	35.8611	28.6041	83.6985
	S	92.276	107.745	87.074	97.120
10	T	19.1756	35.8858	28.4656	83.5270
	S	92.554	107.671	87.498	97.319
11	T	19.0873	35.7125	28.3077	83.1075
	S	92.982	108.194	87.986	97.811
12	T	19.7144	35.6558	28.4447	83.8149
	S	90.024	108.366	87.562	96.985
13	T			28.9977	314.7595
	S			85.892	25.825
14	T	19.0729	35.7559	28.2426	83.0714
	S	93.052	108.062	88.189	97.853
15	T	18.8329	35.6127	28.3191	82.7647
	S	94.238	108.497	87.951	98.216
16	T	18.8906	35.5594	28.8364	83.2864
	S	93.950	108.659	86.373	97.601
17	T	18.8313	35.3069	27.9442	82.0824
	S	94.246	109.437	89.131	99.032
18	T	18.8462	35.2409	28.0484	82.1355
	S	94.171	109.641	88.799	98.968

Event: Cooper Tires USF2000 GP of Mid-Ohio
 Track: Mid-Ohio Sports Car Course
 Report: Section Data Report
 Session: Practice 1

Round 17/18
 2.258 mile(s)



USF2000 Championship
 October 2, 2021

Section Data for Car 4 - d'Orlando, Michael

Lap	T/S I6 to SF	SF to I4	I4 to I6	Lap	
1	T		31.0229	147.8025	
	S		80.285	54.998	
2	T	20.2706	37.0063	29.7850	87.0619
	S	87.554	104.411	83.622	93.368
3	T	19.5752	36.2651	29.3273	85.1676
	S	90.664	106.545	84.927	95.445
4	T	19.2282	35.9086	28.7224	83.8592
	S	92.301	107.603	86.716	96.934
5	T	18.9193	35.7319	28.4081	83.0593
	S	93.808	108.135	87.675	97.867
6	T	18.9539	35.6225	28.3457	82.9221
	S	93.636	108.467	87.868	98.029
7	T	18.9812	35.6441	28.1240	82.7493
	S	93.502	108.401	88.561	98.234
8	T	18.7664	35.5753	28.0925	82.4342
	S	94.572	108.611	88.660	98.610
9	T	18.7742	35.2388	27.9216	81.9346
	S	94.533	109.648	89.203	99.211
10	T	18.6880	35.5925	27.9059	82.1864
	S	94.969	108.558	89.253	98.907
11	T	18.5684	35.4001	27.6845	81.6530
	S	95.580	109.148	89.967	99.553
12	T	18.5199	35.1426	27.6953	81.3578
	S	95.831	109.948	89.932	99.914
13	T	18.4825	35.1471	27.6593	81.2889
	S	96.024	109.934	90.049	99.999
14	T	18.4884	35.0877	27.6336	81.2097
	S	95.994	110.120	90.132	100.096
15	T	18.5576	35.2485	27.7512	81.5573
	S	95.636	109.618	89.750	99.670
16	T	18.6256	35.4886	27.8606	81.9748
	S	95.287	108.876	89.398	99.162
17	T	18.5931	35.2197	28.2679	82.0807
	S	95.453	109.707	88.110	99.034
18	T	19.0722	35.4143	27.7050	82.1915
	S	93.055	109.105	89.900	98.901
19	T	18.5931	35.1229	27.6976	81.4136
	S	95.453	110.010	89.924	99.846

Event: Cooper Tires USF2000 GP of Mid-Ohio

Round 17/18

Track: Mid-Ohio Sports Car Course

2.258 mile(s)

Report: Section Data Report

USF2000 Championship

Session: Practice 1

October 2, 2021



Section Data for Car 4 - d'Orlando, Michael

Lap	T/S	I6 to SF	SF to I4	I4 to I6	Lap
20	T	18.5042	35.1812	27.7305	81.4159
	S	95.912	109.828	89.817	99.843

Event: Cooper Tires USF2000 GP of Mid-Ohio
 Track: Mid-Ohio Sports Car Course
 Report: Section Data Report
 Session: Practice 1

Round 17/18
 2.258 mile(s)



USF2000 Championship
 October 2, 2021

Section Data for Car 42 - Myers, Michael

Lap	T/S I6 to SF	SF to I4	I4 to I6	Lap	
1	T	21.9548	39.3401	32.4607	93.7556
	S	80.838	98.217	76.729	86.702
2	T	21.1019	38.3944	31.4744	90.9707
	S	84.105	100.636	79.134	89.356
3	T	20.7740	38.5046	30.9205	90.1991
	S	85.432	100.348	80.551	90.121
4	T	20.6965	38.4188	31.0098	90.1251
	S	85.752	100.572	80.319	90.195
5	T	20.3402	37.3178	30.1008	87.7588
	S	87.254	103.539	82.745	92.627
6	T	20.0630	37.3336	29.7800	87.1766
	S	88.460	103.496	83.636	93.245
7	T	19.8599	37.3261	29.8261	87.0121
	S	89.365	103.516	83.507	93.421
8	T	19.8833	36.6003	29.4840	85.9676
	S	89.259	105.569	84.476	94.557
9	T			29.7926	311.2281
	S			83.601	26.118
10	T	19.5829	36.5888	29.0071	85.1788
	S	90.629	105.602	85.865	95.432
11	T	19.5524	36.4823	28.7387	84.7734
	S	90.770	105.911	86.666	95.889
12	T	19.3256	36.1435	28.5626	84.0317
	S	91.835	106.903	87.201	96.735
13	T	19.1692	36.0867	28.2839	83.5398
	S	92.585	107.072	88.060	97.305
14	T	19.1456	36.9701	28.7952	84.9109
	S	92.699	104.513	86.496	95.733
15	T	19.2253	35.9140	28.2415	83.3808
	S	92.314	107.587	88.192	97.490
16	T	18.9547	36.0212	28.3404	83.3163
	S	93.632	107.266	87.884	97.566
17	T	19.1549	35.8970	28.2468	83.2987
	S	92.654	107.638	88.176	97.586

Event: Cooper Tires USF2000 GP of Mid-Ohio
 Track: Mid-Ohio Sports Car Course
 Report: Section Data Report
 Session: Practice 1

Round 17/18
 2.258 mile(s)
 USF2000 Championship
 October 2, 2021



Section Data for Car 5 - Kohlbecker, Spike (R)

Lap	T/S	I6 to SF	SF to I4	I4 to I6	Lap
1	T			31.2227	147.4928
	S			79.772	55.113
2	T	21.3796	37.2987	29.6707	88.3490
	S	83.012	103.592	83.944	92.008
3	T	19.6695	36.7666	28.9458	85.3819
	S	90.230	105.092	86.046	95.205
4	T	19.3794	36.2492	28.5532	84.1818
	S	91.580	106.592	87.230	96.562
5	T	19.2227	35.9274	28.2963	83.4464
	S	92.327	107.546	88.021	97.413
6	T	19.0885	35.8119	28.1394	83.0398
	S	92.976	107.893	88.512	97.890
7	T	18.9354	35.8688	27.9841	82.7883
	S	93.728	107.722	89.003	98.188
8	T	18.8663	35.5344	27.9713	82.3720
	S	94.071	108.736	89.044	98.684
9	T	18.7591	35.5003	27.6378	81.8972
	S	94.609	108.840	90.119	99.256
10	T	18.7349	35.4538	28.2119	82.4006
	S	94.731	108.983	88.285	98.650
11	T	18.8799	35.6686	27.8616	82.4101
	S	94.003	108.327	89.395	98.638
12	T	18.6727	35.4531	27.5933	81.7191
	S	95.046	108.985	90.264	99.472
13	T	18.6436	35.4154	27.5434	81.6024
	S	95.195	109.101	90.428	99.615
14	T	18.6815	35.3768	27.5266	81.5849
	S	95.002	109.220	90.483	99.636
15	T	18.6228	35.2920	27.4679	81.3827
	S	95.301	109.483	90.676	99.884
16	T	18.5482	35.4005	27.5924	81.5411
	S	95.684	109.147	90.267	99.690
17	T	18.6347	35.4059	27.4730	81.5136
	S	95.240	109.131	90.659	99.723
18	T	18.6775	35.4125	27.8431	81.9331
	S	95.022	109.110	89.454	99.213
19	T	18.8599	35.5022	28.2569	82.6190
	S	94.103	108.834	88.144	98.389

Event: Cooper Tires USF2000 GP of Mid-Ohio

Round 17/18

Track: Mid-Ohio Sports Car Course

2.258 mile(s)

Report: Section Data Report

USF2000 Championship

Session: Practice 1

October 2, 2021



Section Data for Car 5 - Kohlbecker, Spike (R)

Lap	T/S	I6 to SF	SF to I4	I4 to I6	Lap
20	T	19.0706	35.7580	27.7368	82.5654
	S	93.063	108.056	89.797	98.453

Event: Cooper Tires USF2000 GP of Mid-Ohio

Round 17/18

Track: Mid-Ohio Sports Car Course

2.258 mile(s)

Report: Section Data Report

USF2000 Championship

Session: Practice 1

October 2, 2021



Section Data for Car 6 - Garg, Bijoy

Lap	T/S I6 to SF	SF to I4	I4 to I6	Lap	
1	T	22.5455	38.4207	31.3127	92.2789
	S	78.720	100.567	79.542	88.089
2	T	20.4161	37.8998	30.5974	88.9133
	S	86.930	101.949	81.402	91.424
3	T	20.0121	36.7432	29.7220	86.4773
	S	88.685	105.159	83.799	93.999
4	T	19.5771	36.3933	29.4190	85.3894
	S	90.656	106.170	84.662	95.197
5	T	19.3006	36.1548	29.1744	84.6298
	S	91.954	106.870	85.372	96.051
6	T	19.3487	36.0120	28.9173	84.2780
	S	91.726	107.294	86.131	96.452
7	T	19.1275	35.9941	28.5363	83.6579
	S	92.786	107.347	87.281	97.167
8	T	19.1986	36.1095	28.5943	83.9024
	S	92.443	107.004	87.104	96.884
9	T	19.0084	35.8042	28.3836	83.1962
	S	93.368	107.916	87.751	97.706
10	T	19.0735	35.6688	28.3669	83.1092
	S	93.049	108.326	87.802	97.809
11	T	18.8522	35.4931	28.0937	82.4390
	S	94.141	108.862	88.656	98.604
12	T	19.0759	37.1283	28.5335	84.7377
	S	93.037	104.068	87.290	95.929
13	T	18.9681	35.6054	28.1271	82.7006
	S	93.566	108.519	88.551	98.292
14	T	20.8029	35.6653	28.0588	84.5270
	S	85.314	108.337	88.767	96.168
15	T	19.0980	35.4485	27.8639	82.4104
	S	92.930	108.999	89.387	98.638
16	T	18.8434	35.2078	27.9910	82.0422
	S	94.185	109.745	88.982	99.081
17	T	19.0000	37.7751	28.7817	85.5568
	S	93.409	102.286	86.537	95.011
18	T	18.8406	35.3219	28.0772	82.2397
	S	94.199	109.390	88.708	98.843
19	T	18.7609	35.3031	27.8114	81.8754
	S	94.600	109.448	89.556	99.283

Event: Cooper Tires USF2000 GP of Mid-Ohio

Round 17/18

Track: Mid-Ohio Sports Car Course

2.258 mile(s)

Report: Section Data Report

USF2000 Championship

Session: Practice 1

October 2, 2021



Section Data for Car 6 - Garg, Bijoy

Lap	T/S	I6 to SF	SF to I4	I4 to I6	Lap
20	T	18.7318	35.4332	28.8306	82.9956
	S	94.747	109.046	86.390	97.943
21	T	18.8626	35.7301	27.9244	82.5171
	S	94.090	108.140	89.194	98.510

Event: Cooper Tires USF2000 GP of Mid-Ohio
 Track: Mid-Ohio Sports Car Course
 Report: Section Data Report
 Session: Practice 1

Round 17/18
 2.258 mile(s)



USF2000 Championship
 October 2, 2021

Section Data for Car 63 - Burke, Trey (R)

Lap	T/S I6 to SF	SF to I4	I4 to I6	Lap	
1	T	23.3350	38.8737	32.4816	94.6903
	S	76.056	99.395	76.680	85.846
2	T	20.9091	37.9922	31.2813	90.1826
	S	84.880	101.701	79.622	90.137
3	T	20.4584	37.1543	30.6091	88.2218
	S	86.750	103.995	81.371	92.140
4	T	19.9785	37.1145	30.0470	87.1400
	S	88.834	104.107	82.893	93.284
5	T	19.6965	36.8324	29.7812	86.3101
	S	90.106	104.904	83.633	94.181
6	T	19.6446	36.7454	29.3535	85.7435
	S	90.344	105.152	84.851	94.804
7	T	19.5893	36.6389	29.0746	85.3028
	S	90.599	105.458	85.665	95.293
8	T	19.3564	36.2528	28.9152	84.5244
	S	91.689	106.581	86.137	96.171
9	T	19.3249	36.0982	28.7102	84.1333
	S	91.839	107.038	86.753	96.618
10	T	19.2569	35.9510	28.5520	83.7599
	S	92.163	107.476	87.233	97.049
11	T	19.3482	35.9402	28.5811	83.8695
	S	91.728	107.508	87.144	96.922
12	T	19.2445	36.0699	28.5142	83.8286
	S	92.222	107.122	87.349	96.969
13	T			28.6642	305.9253
	S			86.892	26.571
14	T	19.0101	35.6956	28.3137	83.0194
	S	93.359	108.245	87.967	97.914
15	T	18.8830	35.6283	28.3274	82.8387
	S	93.988	108.449	87.925	98.128
16	T	18.8719	35.6708	28.0926	82.6353
	S	94.043	108.320	88.660	98.370
17	T	18.9151	35.6495	28.0944	82.6590
	S	93.828	108.385	88.654	98.341
18	T	18.8933	36.8660	28.2251	83.9844
	S	93.937	104.808	88.244	96.789

Event: Cooper Tires USF2000 GP of Mid-Ohio

Round 17/18

Track: Mid-Ohio Sports Car Course

2.258 mile(s)

Report: Section Data Report

USF2000 Championship

Session: Practice 1

October 2, 2021



Section Data for Car 8 - Lee, Jackson (R)

Lap	T/S I6 to SF	SF to I4	I4 to I6	Lap	
1	T	22.9969	39.8629	32.1831	95.0429
	S	77.174	96.929	77.391	85.528
2	T	20.9907	38.1242	30.8583	89.9732
	S	84.550	101.349	80.714	90.347
3	T	20.0627	36.8831	29.8954	86.8412
	S	88.461	104.760	83.313	93.605
4	T	19.5724	36.7413	29.7893	86.1030
	S	90.677	105.164	83.610	94.408
5	T	19.7385	36.5291	29.4236	85.6912
	S	89.914	105.775	84.649	94.862
6	T	19.5316	39.0497	30.0639	88.6452
	S	90.867	98.947	82.846	91.700
7	T	19.4672	36.5168	29.1466	85.1306
	S	91.167	105.811	85.454	95.486
8	T	19.2332	35.9699	28.8254	84.0285
	S	92.277	107.419	86.406	96.739
9	T	19.1975	36.2851	28.6728	84.1554
	S	92.448	106.486	86.866	96.593
10	T	19.1195	35.7991	28.2587	83.1773
	S	92.825	107.932	88.139	97.729
11	T	18.9008	36.1542	28.3006	83.3556
	S	93.899	106.872	88.008	97.520
12	T	19.8290	36.8509	30.1807	86.8606
	S	89.504	104.851	82.526	93.584
13	T	19.3598	35.8792	28.2709	83.5099
	S	91.673	107.691	88.101	97.339
14	T	18.8833	35.6612	28.0744	82.6189
	S	93.986	108.349	88.717	98.389
15	T	18.9147	35.8850	28.2419	83.0416
	S	93.830	107.674	88.191	97.888
16	T	18.7351	36.2244	28.3161	83.2756
	S	94.730	106.665	87.960	97.613
17	T	18.7655	36.1122	28.0203	82.8980
	S	94.576	106.996	88.888	98.058
18	T	18.8951	35.6792	28.8645	83.4388
	S	93.928	108.295	86.289	97.422
19	T	21.1230	42.9079	29.3672	93.3981
	S	84.021	90.050	84.812	87.034

Event: Cooper Tires USF2000 GP of Mid-Ohio

Round 17/18

Track: Mid-Ohio Sports Car Course

2.258 mile(s)

Report: Section Data Report

USF2000 Championship

Session: Practice 1

October 2, 2021



Section Data for Car 8 - Lee, Jackson (R)

Lap	T/S I6 to SF	SF to I4	I4 to I6	Lap	
20	T	18.9013	35.5610	27.7781	82.2404
	S	93.897	108.655	89.664	98.842

Event: Cooper Tires USF2000 GP of Mid-Ohio
 Track: Mid-Ohio Sports Car Course
 Report: Section Data Report
 Session: Practice 1

Round 17/18
 2.258 mile(s)



USF2000 Championship
 October 2, 2021

Section Data for Car 91 - Frazer, Billy (R)

Lap	T/S I6 to SF	SF to I4	I4 to I6	Lap
1	T		33.5981	257.1629
	S		74.132	31.610
2	T	20.8916	37.9588	30.5386
	S	84.951	101.791	81.558
3	T	20.1535	37.2774	30.0803
	S	88.063	103.652	82.801
4	T	19.8886	36.6174	30.0452
	S	89.236	105.520	82.898
5	T	19.7666	36.4340	29.3214
	S	89.786	106.051	84.944
6	T	19.4930	37.7572	29.6166
	S	91.047	102.334	84.097
7	T	19.3654	36.1013	28.8086
	S	91.647	107.028	86.456
8	T	19.4347	36.0020	28.7060
	S	91.320	107.324	86.765
9	T	19.1680	35.7607	28.2085
	S	92.590	108.048	88.295
10	T	19.1559	35.7063	30.5474
	S	92.649	108.212	81.535
11	T		29.1171	368.5579
	S		85.540	22.056
12	T	19.2375	35.8533	28.2465
	S	92.256	107.769	88.177
13	T	19.0653	36.2579	28.1721
	S	93.089	106.566	88.410
14	T	18.8863	35.4841	28.0328
	S	93.971	108.890	88.849
15	T	18.9995		
	S	93.412		

Event: Cooper Tires USF2000 GP of Mid-Ohio
Track: Mid-Ohio Sports Car Course
Report: Section Data Report
Session: Practice 1

Round 17/18
2.258 mile(s)



USF2000 Championship
October 2, 2021

Section Data for Car 99 - Rowe, Myles (R)

Lap	T/S I6 to SF	SF to I4	I4 to I6	Lap	
1	T	22.7549	39.5501	32.7211	95.0261
	S	77.995	97.695	76.119	85.543
2	T	25.5784	38.2529	31.3727	95.2040
	S	69.386	101.008	79.390	85.383
3	T	20.6128	37.4017	30.4818	88.4963
	S	86.101	103.307	81.710	91.855
4	T	20.3358	37.3784	29.9409	87.6551
	S	87.273	103.372	83.187	92.736
5	T	19.7033	36.6920	29.2299	85.6252
	S	90.075	105.305	85.210	94.935
6	T	19.5584	36.4883	29.1561	85.2028
	S	90.742	105.893	85.426	95.405
7	T	19.3643	36.2465	28.7288	84.3396
	S	91.652	106.600	86.696	96.382
8	T	19.2891	35.9644	28.5399	83.7934
	S	92.009	107.436	87.270	97.010
9	T	19.1038	35.6569	28.2556	83.0163
	S	92.902	108.362	88.148	97.918
10	T	19.0700	35.6143	28.1778	82.8621
	S	93.066	108.492	88.392	98.100
11	T	19.2962	35.8748	28.4591	83.6301
	S	91.975	107.704	87.518	97.199
12	T			29.2612	317.1176
	S			85.119	25.633
13	T	19.2266	35.9931	28.1113	83.3310
	S	92.308	107.350	88.601	97.548
14	T	18.9504	35.5168	27.7333	82.2005
	S	93.654	108.790	89.808	98.890
15	T	18.9061	35.4229	27.7145	82.0435
	S	93.873	109.078	89.869	99.079
16	T	18.7387	35.4318	27.4986	81.6691
	S	94.712	109.051	90.575	99.533
17	T	18.5919	35.4020	27.5808	81.5747
	S	95.459	109.143	90.305	99.649
18	T	18.6538	35.3673	27.4708	81.4919
	S	95.143	109.250	90.667	99.750

Event: Cooper Tires USF2000 GP of Mid-Ohio

Round 17/18

Track: Mid-Ohio Sports Car Course

2.258 mile(s)



Report: Section Data Report

USF2000 Championship






Session: Practice 1

October 2, 2021

Section Data for Car

Report Support Information

Section Legend	
Name	Length
I6 to SF	0.492992 miles
SF to I4	1.073295 miles
I4 to I6	0.691856 miles
Lap	2.258000 miles
SFP to I4	1.073295 miles
I6 to SFP	0.492992 miles

Color Legend	
	Fastest Lap
	Section Under Caution
	Section Under Green
	Section Time Data
	Section Speed Data

