

Event: USF Pro Fall Combine Open Test - USF2000

Track: Indianapolis Motor Speedway RC

2.58 mile(s)

Report: Section Data Report

USF2000 Championship



Session: Test Session 2

October 22, 2022

Section Data for Car 1 - Clark, Mac (R)

Lap	T/SLap	
1	T	88.3625
	S	99.368
2	T	87.5008
	S	100.347
3	T	88.0736
	S	99.694
4	T	87.1109
	S	100.796
5	T	87.0153
	S	100.906
6	T	87.1168
	S	100.789
7	T	87.2930
	S	100.585
8	T	449.2192
	S	19.546
9	T	87.2864
	S	100.593
10	T	87.5852
	S	100.250
11	T	213.2509
	S	41.174
12	T	99.5521
	S	88.199
13	T	86.7246
	S	101.245
14	T	86.8863
	S	101.056
15	T	92.7956
	S	94.621
16	T	204.7508
	S	42.883
17	T	87.1756
	S	100.721
18	T	88.3104
	S	99.427
19	T	87.0006
	S	100.923

Event: USF Pro Fall Combine Open Test - USF2000

Track: Indianapolis Motor Speedway RC

2.58 mile(s)

Report: Section Data Report

USF2000 Championship



Session: Test Session 2

October 22, 2022

Section Data for Car 1 - Clark, Mac (R)

Lap	T/Slap	
20	T	87.1702
	S	100.727

Event: USF Pro Fall Combine Open Test - USF2000

Track: Indianapolis Motor Speedway RC

2.58 mile(s)

Report: Section Data Report

USF2000 Championship



Session: Test Session 2

October 22, 2022

Section Data for Car 10 - Garciarce, George

Lap	T/SLap
1	T 101.9675
	S 86.110
2	T 248.5002
	S 35.334
3	T 90.5275
	S 96.992
4	T 89.2386
	S 98.392
5	T 88.7614
	S 98.921
6	T 88.9633
	S 98.697
7	T 88.6960
	S 98.994
8	T 88.4345
	S 99.287
9	T 88.6366
	S 99.061
10	T 88.5556
	S 99.151
11	T 221.8121
	S 39.585
12	T 88.9833
	S 98.675
13	T 87.5079
	S 100.338
14	T 87.5417
	S 100.300
15	T 87.3953
	S 100.468
16	T 87.9218
	S 99.866
17	T 87.9587
	S 99.824
18	T 173.6773
	S 50.556
19	T 87.6784
	S 100.143

Event: USF Pro Fall Combine Open Test - USF2000

Track: Indianapolis Motor Speedway RC

2.58 mile(s)

Report: Section Data Report

USF2000 Championship

Session: Test Session 2

October 22, 2022



Section Data for Car 10 - Garciarce, George

Lap	T/Slap	
20	T	87.9195
	S	99.869
21	T	87.9046
	S	99.886
22	T	87.7441
	S	100.068
23	T	87.9603
	S	99.822
24	T	88.0138
	S	99.762
25	T	87.7259
	S	100.089

Event: USF Pro Fall Combine Open Test - USF2000

Track: Indianapolis Motor Speedway RC

2.58 mile(s)

Report: Section Data Report

USF2000 Championship



Session: Test Session 2

October 22, 2022

Section Data for Car 11 - Armstrong, Quinn (R)

Lap	T/SLap	
1	T	89.4578
	S	98.151
2	T	88.3794
	S	99.349
3	T	89.0257
	S	98.628
4	T	88.4184
	S	99.305
5	T	87.9925
	S	99.786
6	T	88.2640
	S	99.479
7	T	90.1834
	S	97.362
8	T	88.8656
	S	98.805
9	T	93.9039
	S	93.504
10	T	87.9097
	S	99.880
11	T	89.7183
	S	97.866
12	T	210.0577
	S	41.800
13	T	88.5326
	S	99.177
14	T	87.9089
	S	99.881
15	T	88.0075
	S	99.769
16	T	88.2226
	S	99.526
17	T	88.4852
	S	99.230
18	T	88.9057
	S	98.761
19	T	88.3880
	S	99.339

Event: USF Pro Fall Combine Open Test - USF2000

Track: Indianapolis Motor Speedway RC

2.58 mile(s)

Report: Section Data Report

USF2000 Championship



Session: Test Session 2

October 22, 2022

Section Data for Car 11 - Armstrong, Quinn (R)

Lap	T/Slap	
20	T	89.0425
	S	98.609
21	T	194.5148
	S	45.140
22	T	88.6013
	S	99.100
23	T	88.4507
	S	99.269
24	T	88.9626
	S	98.698

Event: USF Pro Fall Combine Open Test - USF2000

Track: Indianapolis Motor Speedway RC

2.58 mile(s)

Report: Section Data Report

USF2000 Championship



Session: Test Session 2

October 22, 2022

Section Data for Car 12 - Jamieson, Maxwell (R)

Lap	T/S	Lap
1	T	89.8782
	S	97.692
2	T	90.5068
	S	97.014
3	T	88.1391
	S	99.620
4	T	87.7837
	S	100.023
5	T	88.0289
	S	99.745
6	T	94.7809
	S	92.639
7	T	88.0530
	S	99.717
8	T	87.6071
	S	100.225
9	T	88.4525
	S	99.267
10	T	87.5715
	S	100.265
11	T	88.8008
	S	98.877
12	T	89.1922
	S	98.444
13	T	222.0273
	S	39.546
14	T	89.3451
	S	98.275
15	T	88.4115
	S	99.313
16	T	87.9115
	S	99.878
17	T	88.5808
	S	99.123
18	T	87.6416
	S	100.185
19	T	87.6662
	S	100.157

Event: USF Pro Fall Combine Open Test - USF2000

Track: Indianapolis Motor Speedway RC

2.58 mile(s)

Report: Section Data Report

USF2000 Championship

Session: Test Session 2

October 22, 2022



Section Data for Car 12 - Jamieson, Maxwell (R)

Lap	T/Slap	
20	T	87.9152
	S	99.874
21	T	87.8397
	S	99.959
22	T	89.2705
	S	98.357
23	T	88.6491
	S	99.047
24	T	88.6786
	S	99.014

Event: USF Pro Fall Combine Open Test - USF2000

Track: Indianapolis Motor Speedway RC

2.58 mile(s)

Report: Section Data Report

USF2000 Championship



Session: Test Session 2

October 22, 2022

Section Data for Car 15 - Dyszelski, Danny

Lap	T/SLap	
1	T	99.1776
	S	88.532
2	T	88.3974
	S	99.329
3	T	88.3657
	S	99.364
4	T	87.6217
	S	100.208
5	T	88.4067
	S	99.318
6	T	87.7853
	S	100.021
7	T	87.6948
	S	100.125
8	T	87.6199
	S	100.210
9	T	88.1966
	S	99.555
10	T	88.1349
	S	99.625
11	T	87.8199
	S	99.982
12	T	88.1379
	S	99.621
13	T	191.5004
	S	45.851
14	T	90.1685
	S	97.378
15	T	87.4871
	S	100.362
16	T	87.1519
	S	100.748
17	T	87.3662
	S	100.501
18	T	87.1205
	S	100.785
19	T	86.9897
	S	100.936

Event: USF Pro Fall Combine Open Test - USF2000

Track: Indianapolis Motor Speedway RC

2.58 mile(s)

Report: Section Data Report

USF2000 Championship



Session: Test Session 2

October 22, 2022

Section Data for Car 15 - Dyszelski, Danny

Lap	T/SLap	
20	T	87.7965
	S	100.009
21	T	87.2759
	S	100.605
22	T	87.2159
	S	100.674
23	T	87.4409
	S	100.415
24	T	87.3758
	S	100.490
25	T	87.0985
	S	100.810
26	T	87.6696
	S	100.153
27	T	87.0717
	S	100.841
28	T	87.6673
	S	100.156
29	T	87.1714
	S	100.726

Event: USF Pro Fall Combine Open Test - USF2000

Track: Indianapolis Motor Speedway RC

2.58 mile(s)

Report: Section Data Report

USF2000 Championship



Session: Test Session 2

October 22, 2022

Section Data for Car 17 - Johnson, Nikita

Lap	T/SLap	
1	T	98.5439
	S	89.101
2	T	88.6543
	S	99.041
3	T	87.8384
	S	99.961
4	T	87.5994
	S	100.234
5	T	87.7666
	S	100.043
6	T	87.4104
	S	100.450
7	T	88.1012
	S	99.663
8	T	318.2695
	S	27.588
9	T	95.0625
	S	92.364
10	T	88.6653
	S	99.029
11	T	86.6708
	S	101.307
12	T	86.8116
	S	101.143
13	T	86.7893
	S	101.169
14	T	87.4984
	S	100.349
15	T	86.3766
	S	101.653
16	T	86.4328
	S	101.586
17	T	744.5142
	S	11.793
18	T	87.5142
	S	100.331
19	T	86.7047
	S	101.268

Event: USF Pro Fall Combine Open Test - USF2000

Track: Indianapolis Motor Speedway RC

2.58 mile(s)

Report: Section Data Report

USF2000 Championship



Session: Test Session 2

October 22, 2022

Section Data for Car 17 - Johnson, Nikita

Lap	T/Slap	
20	T	86.3266
	S	101.711

Event: USF Pro Fall Combine Open Test - USF2000

Track: Indianapolis Motor Speedway RC

2.58 mile(s)

Report: Section Data Report

USF2000 Championship



Session: Test Session 2

October 22, 2022

Section Data for Car 18 - Ping, Noah (R)

Lap	T/SLap
1	T 105.3740
	S 83.326
2	T 95.1455
	S 92.284
3	T 88.2275
	S 99.520
4	T 87.9534
	S 99.830
5	T 87.9847
	S 99.795
6	T 88.0192
	S 99.756
7	T 87.7671
	S 100.042
8	T 87.5533
	S 100.286
9	T 87.7803
	S 100.027
10	T 363.2104
	S 24.174
11	T 97.0761
	S 90.449
12	T 98.2270
	S 89.389
13	T 87.6631
	S 100.161
14	T 87.1794
	S 100.716
15	T 87.3632
	S 100.505
16	T 87.1459
	S 100.755
17	T 88.2586
	S 99.485
18	T 87.4256
	S 100.433
19	T 435.4698
	S 20.163

Event: USF Pro Fall Combine Open Test - USF2000

Track: Indianapolis Motor Speedway RC

2.58 mile(s)

Report: Section Data Report

USF2000 Championship



Session: Test Session 2

October 22, 2022

Section Data for Car 18 - Ping, Noah (R)

Lap	T/Slap	
20	T	87.5273
	S	100.316
21	T	86.8765
	S	101.068
22	T	87.3077
	S	100.568
23	T	96.6905
	S	90.809

Event: USF Pro Fall Combine Open Test - USF2000

Track: Indianapolis Motor Speedway RC

2.58 mile(s)

Report: Section Data Report

USF2000 Championship



Session: Test Session 2

October 22, 2022

Section Data for Car 2 - Etter, Carson (R)

Lap	T/SLap	
1	T	101.7429
	S	86.300
2	T	95.1653
	S	92.265
3	T	101.1430
	S	86.812
4	T	92.2123
	S	95.219
5	T	91.3037
	S	96.167
6	T	91.3770
	S	96.090
7	T	91.3284
	S	96.141
8	T	90.1373
	S	97.411
9	T	91.4236
	S	96.041
10	T	90.8146
	S	96.685
11	T	90.1017
	S	97.450
12	T	348.9253
	S	25.164
13	T	92.0435
	S	95.394
14	T	90.8872
	S	96.608
15	T	93.8859
	S	93.522
16	T	90.5854
	S	96.930
17	T	90.5759
	S	96.940
18	T	92.6383
	S	94.782
19	T	366.7001
	S	23.944

Event: USF Pro Fall Combine Open Test - USF2000

Track: Indianapolis Motor Speedway RC

2.58 mile(s)

Report: Section Data Report

USF2000 Championship



Session: Test Session 2

October 22, 2022

Section Data for Car 2 - Etter, Carson (R)

Lap	T/Slap	
20	T	92.0970
	S	95.339
21	T	92.2402
	S	95.191
22	T	94.1463
	S	93.263
23	T	95.6689
	S	91.779

Event: USF Pro Fall Combine Open Test - USF2000

Track: Indianapolis Motor Speedway RC

2.58 mile(s)

Report: Section Data Report

USF2000 Championship



Session: Test Session 2

October 22, 2022

Section Data for Car 20 - Rees, Matthew (R)

Lap	T/SLap
1	T 106.2162
	S 82.665
2	T 359.9063
	S 24.396
3	T 88.1689
	S 99.586
4	T 377.0177
	S 23.289
5	T 100.5021
	S 87.365
6	T 95.6825
	S 91.766
7	T 87.8401
	S 99.959
8	T 88.6006
	S 99.101
9	T 88.0977
	S 99.667
10	T 90.7991
	S 96.701
11	T 91.3738
	S 96.093
12	T 287.5560
	S 30.535
13	T 175.8271
	S 49.938
14	T 89.4554
	S 98.154
15	T 87.4629
	S 100.390
16	T 87.6068
	S 100.225
17	T 88.2857
	S 99.454
18	T 87.7462
	S 100.066
19	T 87.5276
	S 100.316

Event: USF Pro Fall Combine Open Test - USF2000

Track: Indianapolis Motor Speedway RC

2.58 mile(s)

Report: Section Data Report

USF2000 Championship



Session: Test Session 2

October 22, 2022

Section Data for Car 20 - Rees, Matthew (R)

Lap	T/Slap	
20	T	87.5242
	S	100.320

Event: USF Pro Fall Combine Open Test - USF2000

Track: Indianapolis Motor Speedway RC

2.58 mile(s)

Report: Section Data Report

USF2000 Championship



Session: Test Session 2

October 22, 2022

Section Data for Car 22 - Houk, Ayrton (R)

Lap	T/SLap
1	T 90.1721
	S 97.374
2	T 156.0366
	S 56.271
3	T 88.1262
	S 99.634
4	T 92.6450
	S 94.775
5	T 89.2291
	S 98.403
6	T 87.7867
	S 100.020
7	T 87.7085
	S 100.109
8	T 88.0784
	S 99.688
9	T 87.7232
	S 100.092
10	T 87.6829
	S 100.138
11	T 88.2657
	S 99.477
12	T 184.7977
	S 47.514
13	T 107.2915
	S 81.837
14	T 88.5847
	S 99.119
15	T 86.9750
	S 100.953
16	T 94.8450
	S 92.576
17	T 86.9712
	S 100.958
18	T 86.9607
	S 100.970
19	T 87.2766
	S 100.604

Event: USF Pro Fall Combine Open Test - USF2000

Track: Indianapolis Motor Speedway RC

2.58 mile(s)

Report: Section Data Report

USF2000 Championship



Session: Test Session 2

October 22, 2022

Section Data for Car 22 - Houk, Ayrton (R)

Lap	T/Slap	
20	T	189.9293
	S	46.230
21	T	86.9667
	S	100.963
22	T	87.0908
	S	100.819
23	T	87.3977
	S	100.465

Event: USF Pro Fall Combine Open Test - USF2000

Track: Indianapolis Motor Speedway RC

2.58 mile(s)

Report: Section Data Report

USF2000 Championship



Session: Test Session 2

October 22, 2022

Section Data for Car 32 - Pribyl, Jason (R)

Lap	T/SLap	
1	T	103.8665
	S	84.535
2	T	91.8972
	S	95.546
3	T	88.8060
	S	98.872
4	T	88.4210
	S	99.302
5	T	88.5352
	S	99.174
6	T	88.7019
	S	98.988
7	T	88.2948
	S	99.444
8	T	88.0888
	S	99.677
9	T	88.0342
	S	99.739
10	T	88.0459
	S	99.725
11	T	280.6801
	S	31.283
12	T	88.3491
	S	99.383
13	T	87.9671
	S	99.815
14	T	221.6679
	S	39.611
15	T	95.7390
	S	91.712
16	T	88.8469
	S	98.826
17	T	87.0163
	S	100.905
18	T	86.9647
	S	100.965
19	T	87.2090
	S	100.682

Event: USF Pro Fall Combine Open Test - USF2000

Track: Indianapolis Motor Speedway RC

2.58 mile(s)

Report: Section Data Report

USF2000 Championship

Session: Test Session 2

October 22, 2022



Section Data for Car 32 - Pribyl, Jason (R)

Lap	T/Slap	
20	T	276.4102
	S	31.766
21	T	87.3768
	S	100.489
22	T	87.4781
	S	100.373
23	T	87.1414
	S	100.760
24	T	88.5864
	S	99.117

Event: USF Pro Fall Combine Open Test - USF2000

Track: Indianapolis Motor Speedway RC

2.58 mile(s)

Report: Section Data Report

USF2000 Championship



Session: Test Session 2

October 22, 2022

Section Data for Car 56 - Castro, Andre

Lap	T/S	Lap
1	T	101.5463
	S	86.467
2	T	87.5672
	S	100.270
3	T	87.2587
	S	100.625
4	T	87.5222
	S	100.322
5	T	87.0635
	S	100.851
6	T	87.1188
	S	100.787
7	T	86.8141
	S	101.140
8	T	86.8094
	S	101.146
9	T	86.8553
	S	101.092
10	T	495.5560
	S	17.718
11	T	92.7134
	S	94.705
12	T	86.6298
	S	101.355
13	T	87.8770
	S	99.917
14	T	88.7422
	S	98.943
15	T	86.4489
	S	101.568
16	T	86.3022
	S	101.740
17	T	86.2609
	S	101.789
18	T	92.6912
	S	94.727
19	T	86.7240
	S	101.245

Event: USF Pro Fall Combine Open Test - USF2000

Track: Indianapolis Motor Speedway RC

2.58 mile(s)

Report: Section Data Report

USF2000 Championship



Session: Test Session 2

October 22, 2022

Section Data for Car 57 - Cox, Elliot (R)

Lap	T/Slap	
1	T	99.0387
	S	88.656
2	T	90.6712
	S	96.838
3	T	88.6721
	S	99.021
4	T	88.4653
	S	99.252
5	T	88.1800
	S	99.574
6	T	288.5441
	S	30.430
7	T	87.9678
	S	99.814
8	T	88.2878
	S	99.452
9	T	88.2490
	S	99.496
10	T	460.0872
	S	19.084
11	T	89.5605
	S	98.039
12	T	87.7700
	S	100.039

Event: USF Pro Fall Combine Open Test - USF2000

Track: Indianapolis Motor Speedway RC

2.58 mile(s)

Report: Section Data Report

USF2000 Championship



Session: Test Session 2

October 22, 2022

Section Data for Car 58 - Myers, Michael

Lap	T/SLap	
1	T	91.6473
	S	95.806
2	T	90.8301
	S	96.668
3	T	88.2395
	S	99.506
4	T	87.8403
	S	99.959
5	T	101.2876
	S	86.688
6	T	88.5673
	S	99.138
7	T	88.6048
	S	99.096
8	T	89.5606
	S	98.039
9	T	87.8316
	S	99.969
10	T	88.8902
	S	98.778
11	T	88.0879
	S	99.678
12	T	88.3252
	S	99.410
13	T	373.5365
	S	23.506
14	T	88.5497
	S	99.158
15	T	88.6979
	S	98.992
16	T	88.1488
	S	99.609
17	T	88.1577
	S	99.599
18	T	88.1978
	S	99.554
19	T	91.5033
	S	95.957

Event: USF Pro Fall Combine Open Test - USF2000

Track: Indianapolis Motor Speedway RC

2.58 mile(s)

Report: Section Data Report

USF2000 Championship

Session: Test Session 2

October 22, 2022



Section Data for Car 58 - Myers, Michael

Lap	T/Slap	
20	T	87.9732
	S	99.808
21	T	87.7957
	S	100.009
22	T	87.8392
	S	99.960
23	T	88.4010
	S	99.325

Event: USF Pro Fall Combine Open Test - USF2000

Track: Indianapolis Motor Speedway RC

2.58 mile(s)

Report: Section Data Report

USF2000 Championship



Session: Test Session 2

October 22, 2022

Section Data for Car 6 - Papasavvas, Evagoras

Lap	T/SLap	
1	T	96.5705
	S	90.922
2	T	88.1299
	S	99.630
3	T	87.5131
	S	100.332
4	T	87.5057
	S	100.341
5	T	87.6283
	S	100.201
6	T	87.5932
	S	100.241
7	T	87.6433
	S	100.183
8	T	87.3822
	S	100.483
9	T	305.9412
	S	28.700
10	T	93.4657
	S	93.942
11	T	87.4225
	S	100.436
12	T	219.3075
	S	40.037
13	T	87.8293
	S	99.971
14	T	87.0577
	S	100.857
15	T	86.8132
	S	101.141
16	T	87.1435
	S	100.758
17	T	87.3624
	S	100.505
18	T	87.8470
	S	99.951
19	T	87.3217
	S	100.552

Event: USF Pro Fall Combine Open Test - USF2000

Track: Indianapolis Motor Speedway RC

2.58 mile(s)

Report: Section Data Report

USF2000 Championship



Session: Test Session 2

October 22, 2022

Section Data for Car 6 - Papasavvas, Evagoras

Lap	T/Slap	
20	T	86.9965
	S	100.928
21	T	87.5933
	S	100.241
22	T	87.2759
	S	100.605
23	T	88.0628
	S	99.706
24	T	237.8314
	S	36.919

Event: USF Pro Fall Combine Open Test - USF2000

Track: Indianapolis Motor Speedway RC

2.58 mile(s)

Report: Section Data Report

USF2000 Championship



Session: Test Session 2

October 22, 2022

Section Data for Car 8 - Hughes, Lochie (R)

Lap	T/SLap	
1	T	96.0476
	S	91.417
2	T	88.2491
	S	99.496
3	T	87.5129
	S	100.333
4	T	87.5234
	S	100.321
5	T	87.3935
	S	100.470
6	T	86.7138
	S	101.257
7	T	87.2489
	S	100.636
8	T	88.3647
	S	99.365
9	T	88.5034
	S	99.210
10	T	276.4273
	S	31.764
11	T	90.1618
	S	97.385
12	T	90.3013
	S	97.234
13	T	87.3050
	S	100.572
14	T	86.9493
	S	100.983
15	T	87.5688
	S	100.269
16	T	88.3730
	S	99.356
17	T	87.8822
	S	99.911
18	T	87.1073
	S	100.800
19	T	539.6762
	S	16.270

Event: USF Pro Fall Combine Open Test - USF2000

Track: Indianapolis Motor Speedway RC

2.58 mile(s)

Report: Section Data Report

USF2000 Championship



Session: Test Session 2

October 22, 2022

Section Data for Car 8 - Hughes, Lochie (R)

Lap	T/Slap	
20	T	87.0884
	S	100.822
21	T	87.1552
	S	100.744
22	T	87.3268
	S	100.546
23	T	87.1313
	S	100.772

Event: USF Pro Fall Combine Open Test - USF2000

Track: Indianapolis Motor Speedway RC

2.58 mile(s)

Report: Section Data Report

USF2000 Championship



Session: Test Session 2

October 22, 2022

Section Data for Car 9 - St Jean, Louka (R)

Lap	T/S	Lap
1	T	96.9890
	S	90.530
2	T	88.6476
	S	99.048
3	T	88.9046
	S	98.762
4	T	88.0025
	S	99.774
5	T	88.2432
	S	99.502
6	T	88.1718
	S	99.583
7	T	87.9405
	S	99.845
8	T	88.7604
	S	98.922
9	T	88.3138
	S	99.423
10	T	97.8195
	S	89.761
11	T	474.7751
	S	18.494
12	T	92.0666
	S	95.370
13	T	88.5897
	S	99.113
14	T	88.0673
	S	99.701
15	T	88.2207
	S	99.528
16	T	88.0453
	S	99.726
17	T	88.2177
	S	99.531
18	T	88.2817
	S	99.459
19	T	88.0817
	S	99.685

Event: USF Pro Fall Combine Open Test - USF2000

Track: Indianapolis Motor Speedway RC

2.58 mile(s)

Report: Section Data Report

USF2000 Championship

Session: Test Session 2

October 22, 2022



Section Data for Car 9 - St Jean, Louka (R)

Lap	T/Slap	
20	T	88.1153
	S	99.647
21	T	88.2628
	S	99.480
22	T	87.9817
	S	99.798
23	T	87.7010
	S	100.117
24	T	88.0933
	S	99.672

Event: USF Pro Fall Combine Open Test - USF2000

Track: Indianapolis Motor Speedway RC

2.58 mile(s)

Report: Section Data Report

USF2000 Championship



Session: Test Session 2

October 22, 2022

Section Data for Car 91 - Douglas, Jacob

Lap	T/S	Lap
1	T	88.6437
	S	99.053
2	T	87.8924
	S	99.899
3	T	87.3453
	S	100.525
4	T	86.9946
	S	100.930
5	T	87.7537
	S	100.057
6	T	86.8990
	S	101.041
7	T	87.3088
	S	100.567
8	T	86.8683
	S	101.077
9	T	87.7549
	S	100.056
10	T	87.0967
	S	100.812
11	T	87.0224
	S	100.898
12	T	87.7288
	S	100.086
13	T	87.0431
	S	100.874
14	T	241.3976
	S	36.373
15	T	88.0150
	S	99.760
16	T	86.6774
	S	101.300
17	T	86.8445
	S	101.105
18	T	86.6383
	S	101.345
19	T	86.6398
	S	101.344

Event: USF Pro Fall Combine Open Test - USF2000

Track: Indianapolis Motor Speedway RC

2.58 mile(s)

Report: Section Data Report

USF2000 Championship

Session: Test Session 2

October 22, 2022



Section Data for Car 91 - Douglas, Jacob

Lap	T/Slap	
20	T	86.8750
	S	101.069
21	T	86.6701
	S	101.308
22	T	86.7632
	S	101.200
23	T	106.2824
	S	82.614
24	T	86.8394
	S	101.111
25	T	93.4918
	S	93.916
26	T	87.3107
	S	100.565

Event: USF Pro Fall Combine Open Test - USF2000

Track: Indianapolis Motor Speedway RC

2.58 mile(s)

Report: Section Data Report

USF2000 Championship



Session: Test Session 2

October 22, 2022

Section Data for Car 92 - Gardner, Chase (R)

Lap	T/S	Lap
1	T	88.2346
	S	99.512
2	T	87.6741
	S	100.148
3	T	87.3034
	S	100.573
4	T	86.8180
	S	101.136
5	T	87.0239
	S	100.896
6	T	86.9548
	S	100.977
7	T	86.9752
	S	100.953
8	T	87.2705
	S	100.611
9	T	87.5124
	S	100.333
10	T	324.9197
	S	27.023
11	T	104.2618
	S	84.215
12	T	87.2032
	S	100.689
13	T	86.7946
	S	101.163
14	T	86.9938
	S	100.931
15	T	87.0614
	S	100.853
16	T	86.3326
	S	101.704
17	T	86.6716
	S	101.307
18	T	87.5629
	S	100.275
19	T	106.3834
	S	82.535

Event: USF Pro Fall Combine Open Test - USF2000

Track: Indianapolis Motor Speedway RC

2.58 mile(s)

Report: Section Data Report

USF2000 Championship

Session: Test Session 2

October 22, 2022



Section Data for Car 92 - Gardner, Chase (R)

Lap	T/Slap	
20	T	87.0271
	S	100.893
21	T	86.6919
	S	101.283
22	T	86.8159
	S	101.138
23	T	86.7604
	S	101.203
24	T	97.0713
	S	90.453

Event: USF Pro Fall Combine Open Test - USF2000

Track: Indianapolis Motor Speedway RC

2.58 mile(s)

Report: Section Data Report

USF2000 Championship



Session: Test Session 2

October 22, 2022

Section Data for Car 93 - Towns, Avery (R)

Lap	T/S	Lap
1	T	90.0677
	S	97.487
2	T	89.3475
	S	98.272
3	T	88.7929
	S	98.886
4	T	89.0477
	S	98.603
5	T	89.0759
	S	98.572
6	T	89.4133
	S	98.200
7	T	88.4487
	S	99.271
8	T	103.0555
	S	85.201
9	T	236.7706
	S	37.084
10	T	88.8768
	S	98.793
11	T	88.7988
	S	98.880
12	T	88.8058
	S	98.872
13	T	88.4826
	S	99.233
14	T	89.3866
	S	98.229
15	T	89.3636
	S	98.255
16	T	88.5093
	S	99.203
17	T	88.5170
	S	99.195
18	T	88.8441
	S	98.829
19	T	89.1614
	S	98.478

Event: USF Pro Fall Combine Open Test - USF2000

Track: Indianapolis Motor Speedway RC

2.58 mile(s)

Report: Section Data Report

USF2000 Championship

Session: Test Session 2

October 22, 2022



Section Data for Car 93 - Towns, Avery (R)

Lap	T/Slap	
20	T	89.8554
	S	97.717
21	T	93.9877
	S	93.421
22	T	103.8386
	S	84.558
23	T	100.1690
	S	87.656
24	T	92.0545
	S	95.383
25	T	88.5137
	S	99.198

Event: USF Pro Fall Combine Open Test - USF2000

Track: Indianapolis Motor Speedway RC

2.58 mile(s)

Report: Section Data Report

USF2000 Championship








Session: Test Session 2

October 22, 2022

Section Data for Car

Report Support Information

Section Legend	
Name	Length
Lap	2.439000 miles

Color Legend	
	Fastest Lap
	Section Under Caution
	Section Under Green
	Section Time Data
	Section Speed Data

