

Event: Chris Griffis Memorial OT - USF2000

Track: Indianapolis Motor Speedway RC

2.439 mile(s)



Report: Section Data Report

USF2000

Session: Test Session 2

September 22, 2018

Section Data for Car 11 - Bjerke, Ryan (R)

Lap	T/S	I2 to I3A	I5 to I6	Lap
1	T	4.2128	8.4795	89.5352
	S	92.737	87.082	98.066
2	T	4.1437	8.0114	87.7916
	S	94.283	92.170	100.014
3	T	4.2099	8.1203	87.9682
	S	92.801	90.934	99.813
4	T	4.1794	8.1446	88.5547
	S	93.478	90.662	99.152
5	T	4.1816	8.3048	88.8250
	S	93.429	88.914	98.851
6	T	4.1714	8.0243	92.0904
	S	93.657	92.022	95.345
7	T	4.1431	8.0214	87.5150
	S	94.297	92.055	100.330
8	T	4.1416	8.3794	114.5215
	S	94.331	88.122	76.670
9	T	4.6376	8.2588	296.7750
	S	84.242	89.409	29.586
10	T	4.1471	8.0350	87.8333
	S	94.206	91.899	99.967
11	T	4.1057	7.9100	87.3737
	S	95.156	93.351	100.492
12	T	4.1209	8.0802	87.1724
	S	94.805	91.385	100.725
13	T	4.1780	7.9851	87.4742
	S	93.509	92.473	100.377
14	T	4.0985	7.9384	87.4694
	S	95.323	93.017	100.383
15	T	4.0564	7.8981	87.1733
	S	96.312	93.492	100.724
16	T	4.1026	8.0152	87.1492
	S	95.228	92.126	100.751
17	T	4.1002	8.5157	99.2527
	S	95.284	86.711	88.465
18	T	4.1139	8.0158	115.1268
	S	94.966	92.119	76.267
19	T	4.2410	7.9354	378.0700
	S	92.120	93.053	23.224

Event: Chris Griffis Memorial OT - USF2000

Track: Indianapolis Motor Speedway RC

2.439 mile(s)



Report: Section Data Report

USF2000

Session: Test Session 2

September 22, 2018

Section Data for Car 11 - Bjerke, Ryan (R)

Lap	T/S	I2 to I3A	I5 to I6	Lap
20	T	4.1223	8.1311	87.7139
	S	94.773	90.813	100.103
21	T	4.1581	8.1128	87.8549
	S	93.957	91.018	99.942
22	T	4.0969	7.9650	87.9966
	S	95.360	92.707	99.781
23	T	4.1282	8.0607	87.0241
	S	94.637	91.606	100.896
24	T	4.2202	8.1165	
	S	92.574	90.976	

Event: Chris Griffis Memorial OT - USF2000

Track: Indianapolis Motor Speedway RC

2.439 mile(s)



Report: Section Data Report

USF2000

Session: Test Session 2

September 22, 2018

Section Data for Car 12 - Porto, Francisco (R)

Lap	T/S	I2 to I3A	I5 to I6	Lap
1	T	4.6931	8.1446	92.7026
	S	83.246	90.662	94.716
2	T	4.1335	8.0819	88.8420
	S	94.516	91.366	98.832
3	T	4.0890	7.9653	88.2975
	S	95.545	92.703	99.441
4	T	4.1587	7.9598	88.1182
	S	93.943	92.767	99.643
5	T	4.1071	7.9796	87.5574
	S	95.124	92.537	100.282
6	T	4.0864	7.9861	87.6485
	S	95.605	92.462	100.177
7	T	4.0579	8.0263	87.7607
	S	96.277	91.999	100.049
8	T	4.0856	8.0524	87.5625
	S	95.624	91.700	100.276
9	T	4.1080	7.9890	108.4977
	S	95.103	92.428	80.927
10	T	4.8477	8.0409	300.3020
	S	80.591	91.832	29.239
11	T	4.1129	7.9129	87.0849
	S	94.989	93.317	100.826
12	T	4.1003	8.0089	86.9840
	S	95.281	92.199	100.943
13	T	4.0988	7.9268	87.0123
	S	95.316	93.153	100.910
14	T	4.1542	8.0274	105.8167
	S	94.045	91.986	82.977
15	T	4.9260	9.6426	270.7013
	S	79.310	76.578	32.436
16	T	4.3998	8.2153	90.9363
	S	88.795	89.882	96.556
17	T	4.0886	7.9248	86.8704
	S	95.554	93.177	101.075
18	T	4.0885	7.9228	86.5203
	S	95.556	93.201	101.484
19	T	4.0520	7.9168	86.4457
	S	96.417	93.271	101.571

Event: Chris Griffis Memorial OT - USF2000

Track: Indianapolis Motor Speedway RC

2.439 mile(s)



Report: Section Data Report

USF2000

Session: Test Session 2

September 22, 2018

Section Data for Car 12 - Porto, Francisco (R)

Lap	T/S	I2 to I3A	I5 to I6	Lap
20	T	4.0430	7.9314	86.5243
	S	96.632	93.099	101.479
21	T	4.0791	7.9313	86.7273
	S	95.776	93.101	101.241
22	T	4.0937	9.1180	110.0159
	S	95.435	80.984	79.810

Event: Chris Griffis Memorial OT - USF2000

Track: Indianapolis Motor Speedway RC

2.439 mile(s)



Report: Section Data Report

USF2000

Session: Test Session 2

September 22, 2018

Section Data for Car 2 - Keane, Darren

Lap	T/S	I2 to I3A	I5 to I6	Lap
1	T	4.0906	8.0754	88.1061
	S	95.507	91.439	99.657
2	T	3.9868	7.9336	86.2040
	S	97.994	93.074	101.856
3	T	4.0169	7.9409	86.2001
	S	97.260	92.988	101.861
4	T	3.9853	7.8127	85.7384
	S	98.031	94.514	102.409
5	T	3.9553	7.7718	85.0207
	S	98.774	95.011	103.274
6	T	4.1041	7.7978	85.7140
	S	95.193	94.695	102.438
7	T	3.9595	7.8033	85.0779
	S	98.669	94.628	103.204
8	T	3.9438	7.8027	85.1958
	S	99.062	94.635	103.061
9	T	3.9383	7.8354	85.0469
	S	99.201	94.240	103.242
10	T	3.9414	7.7773	85.0651
	S	99.123	94.944	103.220
11	T	3.9830	8.0239	85.7186
	S	98.087	92.026	102.433
12	T	3.9479	8.0609	85.2714
	S	98.959	91.604	102.970
13	T	4.1184	7.7607	85.3795
	S	94.863	95.147	102.840
14	T	4.1094	7.9157	107.1455
	S	95.070	93.284	81.948
15	T	4.7296	9.3390	275.3829
	S	82.604	79.067	31.884
16	T	4.2102	7.9276	87.2191
	S	92.794	93.144	100.671
17	T	3.9297	7.7704	84.8251
	S	99.418	95.028	103.512
18	T	3.9259	7.7319	84.9206
	S	99.514	95.502	103.395
19	T	3.9207	7.7274	84.6486
	S	99.646	95.557	103.728

Event: Chris Griffis Memorial OT - USF2000

Track: Indianapolis Motor Speedway RC

2.439 mile(s)



Report: Section Data Report

USF2000

Session: Test Session 2

September 22, 2018

Section Data for Car 2 - Keane, Darren

Lap	T/S	I2 to I3A	I5 to I6	Lap
20	T	3.9358	7.7345	84.6748
	S	99.264	95.470	103.696
21	T	3.9095	7.7415	84.6246
	S	99.931	95.383	103.757
22	T	3.9232	7.7839	84.6786
	S	99.582	94.864	103.691
23	T	3.9202	7.7627	108.3936
	S	99.659	95.123	81.005
24	T	3.9368	7.7897	143.9114
	S	99.238	94.793	61.013
25	T	3.9431	7.7308	84.6944
	S	99.080	95.515	103.672
26	T	3.9475	7.7627	84.7894
	S	98.969	95.123	103.555
27	T	3.9296	7.7744	84.7446
	S	99.420	94.980	103.610
28	T	4.2414	8.3716	
	S	92.112	88.204	

Event: Chris Griffis Memorial OT - USF2000

Track: Indianapolis Motor Speedway RC

2.439 mile(s)



Report: Section Data Report

USF2000

Session: Test Session 2

September 22, 2018

Section Data for Car 21 - Sundaramoorthy, Yuven (R)

Lap	T/S	I2 to I3A	I5 to I6	Lap
1	T	4.0454	7.9523	87.2254
	S	96.574	92.855	100.663
2	T	4.0430	7.8630	104.7096
	S	96.632	93.909	83.855
3	T	4.0453	7.8439	86.4390
	S	96.577	94.138	101.579
4	T		7.9704	93.9998
	S		92.644	93.409
5	T	3.9987	7.8497	86.2774
	S	97.702	94.068	101.769
6	T	3.9897	7.7951	86.3301
	S	97.923	94.727	101.707
7	T	4.0029	7.8348	86.2431
	S	97.600	94.247	101.810
8	T	4.0248	7.8218	91.1959
	S	97.069	94.404	96.281
9	T	4.0559	7.8936	86.6606
	S	96.324	93.545	101.319
10	T		7.8823	91.7828
	S		93.679	95.665
11	T	4.0794	7.8417	86.4332
	S	95.769	94.164	101.586
12	T	4.0298	7.8409	103.8520
	S	96.948	94.174	84.547
13	T	4.4590	8.3569	462.7874
	S	87.616	88.359	18.973
14	T	4.1405	7.9097	87.9546
	S	94.356	93.355	99.829
15	T	4.0953	7.8076	86.6214
	S	95.398	94.576	101.365
16	T	4.0275	7.8084	85.9147
	S	97.004	94.566	102.199
17	T	4.0443	7.7747	85.8885
	S	96.601	94.976	102.230
18	T		7.7741	90.0482
	S		94.983	97.508
19	T	4.0471	7.7432	92.2875
	S	96.534	95.362	95.142

Event: Chris Griffis Memorial OT - USF2000

Track: Indianapolis Motor Speedway RC

2.439 mile(s)



Report: Section Data Report

USF2000

Session: Test Session 2

September 22, 2018

Section Data for Car 21 - Sundaramoorthy, Yuven (R)

Lap	T/S	I2 to I3A	I5 to I6	Lap
20	T	4.0183	7.8984	87.0589
	S	97.226	93.488	100.856
21	T	4.0409	7.7928	86.2294
	S	96.682	94.755	101.826
22	T	4.0084	7.9108	87.4042
	S	97.466	93.342	100.457
23	T	4.0097	7.9801	87.1422
	S	97.434	92.531	100.759
24	T	4.0169	7.7767	86.4637
	S	97.260	94.951	101.550
25	T	4.0527	7.8291	85.9955
	S	96.400	94.316	102.103
26	T	4.0572	7.8289	
	S	96.293	94.318	

Event: Chris Griffis Memorial OT - USF2000

Track: Indianapolis Motor Speedway RC

2.439 mile(s)



Report: Section Data Report

USF2000

Session: Test Session 2

September 22, 2018

Section Data for Car 22 - McElrea, Hunter (R)

Lap	T/S12 to I3A	I5 to I6	Lap	
1	T	4.0345	7.9453	86.6053
	S	96.835	92.937	101.384
2	T	4.0052	7.8317	85.7833
	S	97.544	94.285	102.356
3	T	3.9985	7.8677	85.7015
	S	97.707	93.853	102.453
4	T		7.8050	88.7140
	S		94.607	98.974
5	T	3.9742	7.8726	85.5889
	S	98.305	93.795	102.588
6	T	3.9670	7.8062	85.1828
	S	98.483	94.593	103.077
7	T	3.9576	7.7598	85.1770
	S	98.717	95.158	103.084
8	T	3.9492	7.7412	85.0099
	S	98.927	95.387	103.287
9	T	3.9509	7.7364	85.1329
	S	98.884	95.446	103.138
10	T	3.9535	8.4552	86.7762
	S	98.819	87.332	101.184
11	T	3.9303	7.7478	85.2699
	S	99.403	95.306	102.972
12	T	3.9619	7.8490	85.2366
	S	98.610	94.077	103.012
13	T	4.0155	7.8093	103.7474
	S	97.293	94.555	84.632
14	T	4.6711	8.3190	347.2239
	S	83.638	88.762	25.287
15	T	4.1814	7.9420	91.2091
	S	93.433	92.975	96.267
16	T	4.0574	7.7583	85.7271
	S	96.289	95.177	102.423
17	T	3.9671	7.7607	85.4157
	S	98.480	95.147	102.796
18	T	3.9536	7.6586	84.7092
	S	98.817	96.416	103.653
19	T	3.9606	7.7078	84.7967
	S	98.642	95.800	103.546

Event: Chris Griffis Memorial OT - USF2000

Track: Indianapolis Motor Speedway RC

2.439 mile(s)



Report: Section Data Report

USF2000

Session: Test Session 2

September 22, 2018

Section Data for Car 22 - McElrea, Hunter (R)

Lap	T/S	I2 to I3A	I5 to I6	Lap
20	T	3.9556	7.7111	85.0405
	S	98.767	95.759	103.250
21	T	3.9566	7.6835	84.6625
	S	98.742	96.103	103.711
22	T	3.9390	7.6576	84.5956
	S	99.183	96.428	103.793
23	T	4.0262	7.8975	86.1773
	S	97.035	93.499	101.888
24	T	3.9817	7.7397	85.3825
	S	98.119	95.405	102.836
25	T	5.8294	8.5508	93.3748
	S	67.019	86.356	94.034
26	T	4.0037	7.6940	85.0088
	S	97.580	95.972	103.288
27	T	3.9708	7.6811	84.5747
	S	98.389	96.133	103.818
28	T	4.1721	8.4620	
	S	93.642	87.262	

Event: Chris Griffis Memorial OT - USF2000

Track: Indianapolis Motor Speedway RC

2.439 mile(s)



Report: Section Data Report

USF2000

Session: Test Session 2

September 22, 2018

Section Data for Car 24 - Cusson, Logan (R)

Lap	T/S	I2 to I3A	I5 to I6	Lap
1	T	4.1212	8.1595	90.2335
	S	94.798	90.497	97.308
2	T		7.9136	93.3243
	S		93.309	94.085
3	T	4.0295	7.7890	86.9004
	S	96.955	94.802	101.040
4	T	4.0436	7.9652	86.8064
	S	96.617	92.704	101.149
5	T	3.9918	7.9628	86.2068
	S	97.871	92.732	101.853
6	T	3.9611		93.0754
	S	98.630		94.336
7	T	3.9484	7.9282	86.8241
	S	98.947	93.137	101.129
8	T	3.9659	7.7654	86.1497
	S	98.510	95.090	101.920
9	T	4.0066	7.9406	86.6096
	S	97.510	92.992	101.379
10	T	3.9877	7.8530	86.6932
	S	97.972	94.029	101.281
11	T	3.9800	7.9658	110.7271
	S	98.161	92.697	79.298
12	T	4.4568	11.2040	339.4647
	S	87.660	65.906	25.865
13	T	4.2395	8.2031	89.4937
	S	92.153	90.016	98.112
14	T	3.9894	7.8459	86.7672
	S	97.930	94.114	101.195
15	T	3.9690	7.8784	86.3812
	S	98.433	93.726	101.647
16	T	3.9760	7.8428	86.6572
	S	98.260	94.151	101.323
17	T	3.9596	7.9187	86.5510
	S	98.667	93.249	101.448
18	T	3.9885	7.7918	86.4140
	S	97.952	94.767	101.609
19	T	3.9650	7.8951	86.6365
	S	98.533	93.528	101.348

Event: Chris Griffis Memorial OT - USF2000

Track: Indianapolis Motor Speedway RC

2.439 mile(s)



Report: Section Data Report

USF2000

Session: Test Session 2

September 22, 2018

Section Data for Car 24 - Cusson, Logan (R)

Lap	T/S	I2 to I3A	I5 to I6	Lap
20	T	3.9799	7.8776	86.3740
	S	98.164	93.735	101.656
21	T	4.0358	7.8238	86.2989
	S	96.804	94.380	101.744
22	T	3.9813	8.0071	86.1498
	S	98.129	92.219	101.920
23	T	3.9786	7.8251	88.3607
	S	98.196	94.364	99.370
24	T	4.0115	7.8159	86.1730
	S	97.390	94.475	101.893
25	T	4.0037	8.2443	86.8041
	S	97.580	89.566	101.152
26	T	4.0153	7.9634	86.2849
	S	97.298	92.725	101.761
27	T	3.9694	7.8605	86.0492
	S	98.423	93.939	102.039
28	T	3.9930	8.0160	
	S	97.842	92.117	

Event: Chris Griffis Memorial OT - USF2000

Track: Indianapolis Motor Speedway RC

Report: Section Data Report

Session: Test Session 2

2.439 mile(s)



USF2000

September 22, 2018

Section Data for Car 27 - Raven, James (R)

Lap	T/S	I2 to I3A	I5 to I6	Lap
1	T	4.0842	8.0759	87.5031
	S	95.657	91.434	100.344
2	T	4.0244	7.8336	86.3684
	S	97.078	94.262	101.662
3	T	4.0311	7.7570	86.3726
	S	96.917	95.193	101.657
4	T	4.1176	7.9105	88.9092
	S	94.881	93.345	98.757
5	T	4.0480	7.9101	86.7972
	S	96.512	93.350	101.160
6	T	4.0584	7.8172	104.9364
	S	96.265	94.460	83.674
7	T	4.3713	8.3146	279.4432
	S	89.374	88.809	31.421
8	T	4.0353	7.8769	86.7152
	S	96.816	93.744	101.256
9	T	4.0052	7.7296	85.6474
	S	97.544	95.530	102.518
10	T	4.0188	8.0365	86.1207
	S	97.214	91.882	101.955
11	T	4.0211	7.7011	86.1636
	S	97.158	95.884	101.904
12	T	4.0296	7.7622	85.8711
	S	96.953	95.129	102.251
13	T	4.0152	7.7909	85.9614
	S	97.301	94.778	102.144
14	T	4.0296	7.8256	104.3599
	S	96.953	94.358	84.136
15	T	4.0814	7.7835	358.5937
	S	95.723	94.869	24.486
16	T	4.0388	7.7532	85.7917
	S	96.732	95.239	102.346
17	T	4.0242	7.7694	85.7544
	S	97.083	95.041	102.390
18	T	4.0422	7.7640	85.6459
	S	96.651	95.107	102.520
19	T	4.0243	7.7436	86.0119
	S	97.081	95.357	102.084

Event: Chris Griffis Memorial OT - USF2000

Track: Indianapolis Motor Speedway RC

2.439 mile(s)



Report: Section Data Report

USF2000

Session: Test Session 2

September 22, 2018

Section Data for Car 27 - Raven, James (R)

Lap	T/S	I2 to I3A	I5 to I6	Lap
20	T	4.0269	7.7517	85.6851
	S	97.018	95.258	102.473
21	T	4.0370	7.7706	86.0259
	S	96.775	95.026	102.067
22	T	4.3244	7.8097	89.8418
	S	90.344	94.550	97.732
23	T	4.0161	7.9321	86.1077
	S	97.279	93.091	101.970
24	T	4.0272	7.7395	85.6045
	S	97.011	95.408	102.569
25	T	4.0412	7.8582	85.5590
	S	96.675	93.967	102.624
26	T	4.1881		
	S	93.284		

Event: Chris Griffis Memorial OT - USF2000

Track: Indianapolis Motor Speedway RC

2.439 mile(s)



Report: Section Data Report

USF2000

Session: Test Session 2

September 22, 2018

Section Data for Car 3 - O'Connor, Tyler (R)

Lap	T/S	I2 to I3A	I5 to I6	Lap
1	T	4.1314	7.9948	88.4052
	S	94.564	92.361	99.320
2	T	4.0721	7.8894	86.7875
	S	95.941	93.595	101.171
3	T	3.9975	7.8837	86.8714
	S	97.732	93.663	101.074
4	T	3.9923	23.1462	125.1579
	S	97.859	31.902	70.155
5	T	4.4299	8.3817	614.9779
	S	88.192	88.098	14.278
6	T	4.1481	7.9198	87.3560
	S	94.183	93.236	100.513
7	T	4.0472	7.8135	86.4650
	S	96.531	94.504	101.549
8	T	4.0265	7.9133	86.7186
	S	97.028	93.312	101.252
9	T	3.9956	7.9515	86.2962
	S	97.778	92.864	101.747
10	T	4.0443	7.9087	86.5617
	S	96.601	93.367	101.435
11	T	4.0053	7.8798	86.4860
	S	97.541	93.709	101.524
12	T	3.9854	7.9061	86.1771
	S	98.028	93.397	101.888
13	T	3.9780	8.1450	87.3544
	S	98.211	90.658	100.515
14	T	3.9914	7.8820	86.6233
	S	97.881	93.683	101.363
15	T	3.9544	7.9193	86.1075
	S	98.797	93.242	101.970
16	T	3.9975	7.9309	100.8368
	S	97.732	93.105	87.075
17	T	4.2671	7.8972	274.1605
	S	91.557	93.503	32.026
18	T	4.0289	7.8006	86.1234
	S	96.970	94.661	101.951
19	T	4.0055	7.7886	85.9491
	S	97.536	94.806	102.158

Event: Chris Griffis Memorial OT - USF2000

Track: Indianapolis Motor Speedway RC

2.439 mile(s)



Report: Section Data Report

USF2000

Session: Test Session 2

September 22, 2018

Section Data for Car 3 - O'Connor, Tyler (R)

Lap	T/S	I2 to I3A	I5 to I6	Lap
20	T	4.5168	7.8623	91.6787
	S	86.495	93.918	95.774
21	T	3.9943	7.7920	85.8491
	S	97.810	94.765	102.277
22	T	4.0484	8.1502	
	S	96.503	90.600	

Event: Chris Griffis Memorial OT - USF2000

Track: Indianapolis Motor Speedway RC

2.439 mile(s)



Report: Section Data Report

USF2000

Session: Test Session 2

September 22, 2018

Section Data for Car 40 - Miller, Jack William (R)

Lap	T/S	I2 to I3A	I5 to I6	Lap
1	T	4.1833	8.0101	89.2122
	S	93.391	92.185	98.422
2	T	4.1054	7.8857	87.6379
	S	95.163	93.639	100.190
3	T	4.1435	7.8518	87.5628
	S	94.288	94.043	100.275
4	T	4.0965	8.0360	87.4979
	S	95.370	91.888	100.350
5	T	4.0994	7.7965	86.6972
	S	95.302	94.710	101.277
6	T	4.0874	7.8767	112.7038
	S	95.582	93.746	77.907
7	T	4.8773	8.7877	342.9113
	S	80.102	84.028	25.605
8	T	4.2725	7.9495	95.8790
	S	91.441	92.887	91.578
9	T	4.1543	7.9193	87.4122
	S	94.043	93.242	100.448
10	T	4.0888	7.8717	88.0805
	S	95.549	93.806	99.686
11	T	4.0862	7.8497	86.6985
	S	95.610	94.068	101.275
12	T	4.1408	7.8411	86.8352
	S	94.349	94.172	101.116
13	T	4.0696	7.8172	86.5789
	S	96.000	94.460	101.415
14	T	4.0464	7.9365	86.8977
	S	96.550	93.040	101.043
15	T	4.1004	8.1396	88.9220
	S	95.279	90.718	98.743
16	T	4.0998	7.7886	86.7878
	S	95.293	94.806	101.171
17	T	4.1153	7.9452	86.9055
	S	94.934	92.938	101.034
18	T	4.1761	8.0090	121.2915
	S	93.552	92.197	72.391
19	T	4.2314	7.9218	384.4560
	S	92.329	93.212	22.839

Event: Chris Griffis Memorial OT - USF2000

Track: Indianapolis Motor Speedway RC

2.439 mile(s)



Report: Section Data Report

USF2000

Session: Test Session 2

September 22, 2018

Section Data for Car 40 - Miller, Jack William (R)

Lap	T/S	I2 to I3A	I5 to I6	Lap
20	T	4.1772	7.9098	87.2135
	S	93.527	93.354	100.677
21	T	4.1205	7.8646	86.5878
	S	94.814	93.890	101.405
22	T	4.1395	7.9616	87.1700
	S	94.379	92.746	100.727
23	T	4.0515		96.2977
	S	96.429		91.180
24	T	4.1852	8.4920	
	S	93.348	86.953	

Event: Chris Griffis Memorial OT - USF2000

Track: Indianapolis Motor Speedway RC

2.439 mile(s)



Report: Section Data Report

USF2000

Session: Test Session 2

September 22, 2018

Section Data for Car 5 - Bogle, Christian (R)

Lap	T/S	I2 to I3A	I5 to I6	Lap
1	T	4.2816	8.2625	91.6456
	S	91.247	89.369	95.808
2	T	4.1566	8.2720	90.3005
	S	93.991	89.266	97.235
3	T	4.1276	8.1431	89.2380
	S	94.651	90.679	98.393
4	T	4.1873	8.0383	88.2769
	S	93.302	91.861	99.464
5	T	4.1265	8.0076	88.0268
	S	94.676	92.214	99.747
6	T	4.1485	8.2182	87.8323
	S	94.174	89.850	99.968
7	T	4.1238	8.1324	87.6145
	S	94.738	90.798	100.216
8	T	4.1052	8.0530	87.7915
	S	95.168	91.694	100.014
9	T	4.1094	8.1928	88.6502
	S	95.070	90.129	99.045
10	T	4.1164	8.0478	88.6467
	S	94.909	91.753	99.049
11	T	4.1656	8.1307	118.7648
	S	93.788	90.817	73.931
12	T	5.7467	8.9232	235.1511
	S	67.984	82.752	37.339
13	T	4.2702	8.2584	91.9424
	S	91.490	89.413	95.499
14	T	4.1152	8.3147	87.6009
	S	94.936	88.808	100.232
15	T	4.0889	8.0343	87.5708
	S	95.547	91.907	100.266
16	T	4.1047	7.9152	87.0971
	S	95.179	93.290	100.812
17	T	4.0901	7.8855	86.8864
	S	95.519	93.641	101.056
18	T	4.0850	8.0228	87.2166
	S	95.638	92.039	100.673
19	T	4.1049	7.8641	87.9469
	S	95.175	93.896	99.838

Event: Chris Griffis Memorial OT - USF2000

Track: Indianapolis Motor Speedway RC

2.439 mile(s)



Report: Section Data Report

USF2000

Session: Test Session 2

September 22, 2018

Section Data for Car 5 - Bogle, Christian (R)

Lap	T/S	I2 to I3A	I5 to I6	Lap
20	T	4.1107	8.0782	87.4867
	S	95.040	91.408	100.363
21	T	4.1070	7.9526	89.8054
	S	95.126	92.851	97.771
22	T	4.1594	8.0326	87.8649
	S	93.927	91.927	99.931
23	T	4.0957	8.0278	88.5976
	S	95.388	91.982	99.104
24	T	4.0976	7.9915	93.9657
	S	95.344	92.399	93.443
25	T	4.2095	8.1719	88.3880
	S	92.810	90.360	99.339
26	T	4.1031	7.8961	88.1477
	S	95.216	93.516	99.610
27	T	4.1271	8.0205	87.4761
	S	94.663	92.065	100.375
28	T	4.1473	8.3348	
	S	94.201	88.593	

Event: Chris Griffis Memorial OT - USF2000

Track: Indianapolis Motor Speedway RC

2.439 mile(s)



Report: Section Data Report

USF2000

Session: Test Session 2

September 22, 2018

Section Data for Car 6 - Holden, Zach

Lap	T/S	I2 to I3A	I5 to I6	Lap
1	T	4.1496	8.0216	88.0718
	S	94.149	92.053	99.696
2	T	4.0781	7.9104	87.3351
	S	95.800	93.347	100.537
3	T	4.0558	7.9693	86.9384
	S	96.327	92.657	100.996
4	T	4.0870	7.9150	86.2103
	S	95.591	93.292	101.849
5	T	4.0486	7.8687	85.8089
	S	96.498	93.841	102.325
6	T	4.0742	8.6849	95.4721
	S	95.892	85.022	91.968
7	T	4.1027	7.9201	86.1160
	S	95.226	93.232	101.960
8	T	4.0410	7.9218	85.8946
	S	96.679	93.212	102.223
9	T	4.1129	7.9742	109.6542
	S	94.989	92.600	80.074
10	T	4.8043	8.3705	223.2144
	S	81.319	88.216	39.336
11	T	4.1023	7.8867	86.7960
	S	95.235	93.627	101.161
12	T	4.0413	7.8180	85.4939
	S	96.672	94.450	102.702
13	T	4.0273	7.7929	85.3688
	S	97.008	94.754	102.853
14	T	4.0275	7.7816	85.5514
	S	97.004	94.892	102.633
15	T	4.0456	7.8249	85.4866
	S	96.570	94.367	102.711
16	T	4.2391	7.9051	87.5170
	S	92.162	93.409	100.328
17	T	4.0468	7.7982	85.4080
	S	96.541	94.690	102.805
18	T	4.0112	8.6283	90.0673
	S	97.398	85.580	97.487
19	T	4.9540	10.8617	105.7533
	S	78.862	67.983	83.027

Event: Chris Griffis Memorial OT - USF2000

Track: Indianapolis Motor Speedway RC

2.439 mile(s)



Report: Section Data Report

USF2000

Session: Test Session 2

September 22, 2018

Section Data for Car 6 - Holden, Zach

Lap	T/S	I2 to I3A	I5 to I6	Lap
20	T	4.0214	8.0613	101.2730
	S	97.151	91.599	86.700
21	T	4.1920	7.8988	256.2770
	S	93.197	93.484	34.261
22	T	4.0410	7.8395	85.5644
	S	96.679	94.191	102.617
23	T	4.0820	7.8425	85.9928
	S	95.708	94.155	102.106
24	T	4.3021	8.4152	94.8524
	S	90.812	87.747	92.569
25	T	4.0289	7.8557	167.1180
	S	96.970	93.997	52.540

Event: Chris Griffis Memorial OT - USF2000

Track: Indianapolis Motor Speedway RC

Report: Section Data Report

Session: Test Session 2

2.439 mile(s)



USF2000

September 22, 2018

Section Data for Car 7 - Baron, Alex

Lap	T/S	I2 to I3A	I5 to I6	Lap
1	T	4.0497	7.9689	87.1692
	S	96.472	92.661	100.728
2	T	3.9665	7.7968	86.1186
	S	98.495	94.707	101.957
3	T	3.9678	7.8156	85.7343
	S	98.463	94.479	102.414
4	T	3.9947	7.8200	93.4813
	S	97.800	94.426	93.927
5	T	3.9697	7.8287	101.6572
	S	98.416	94.321	86.373
6	T	4.3671	8.0717	290.9240
	S	89.460	91.481	30.181
7	T	3.9398	7.7712	85.5866
	S	99.163	95.019	102.591
8	T	3.9473	7.7956	85.1849
	S	98.974	94.721	103.075
9	T	3.9904	7.7759	85.1237
	S	97.905	94.961	103.149
10	T	3.9784	7.7732	85.0697
	S	98.201	94.994	103.214
11	T	3.9710	7.8988	101.9960
	S	98.384	93.484	86.086
12	T	3.9540	7.7431	796.2062
	S	98.807	95.363	11.028
13	T	3.9561	7.7367	85.2731
	S	98.754	95.442	102.968
14	T	3.9518	7.7794	85.3148
	S	98.862	94.919	102.918
15	T	3.9495	7.8316	85.6938
	S	98.919	94.286	102.462
16	T	3.9713	7.7812	85.2072
	S	98.376	94.897	103.048
17	T	3.9911	7.7660	85.6157
	S	97.888	95.082	102.556
18	T	3.9721	7.8289	85.5901
	S	98.356	94.318	102.587
19	T	3.9758	7.8622	85.5489
	S	98.265	93.919	102.636

Event: Chris Griffis Memorial OT - USF2000

Track: Indianapolis Motor Speedway RC

2.439 mile(s)



Report: Section Data Report

USF2000

Session: Test Session 2

September 22, 2018

Section Data for Car 7 - Baron, Alex

Lap	T/S	I2 to I3A	I5 to I6	Lap
20	T	3.9340	8.2619	102.6283
	S	99.309	89.375	85.555

Event: Chris Griffis Memorial OT - USF2000

Track: Indianapolis Motor Speedway RC

2.439 mile(s)



Report: Section Data Report

USF2000

Session: Test Session 2

September 22, 2018

Section Data for Car 77 - Castro, Andre (R)

Lap	T/S	I2 to I3A	I5 to I6	Lap
1	T	4.1072	8.2065	88.3742
	S	95.121	89.979	99.355
2	T	4.0222	8.0062	86.7997
	S	97.131	92.230	101.157
3	T	4.0118	8.1613	88.5925
	S	97.383	90.477	99.110
4	T	4.0274	7.9477	86.1488
	S	97.006	92.909	101.921
5	T	4.0449	8.2827	91.9563
	S	96.586	89.151	95.484
6	T	5.3407	8.3555	96.6618
	S	73.152	88.374	90.836
7	T	4.0507	7.9174	86.4537
	S	96.448	93.264	101.562
8	T	4.3371	8.4268	117.8754
	S	90.079	87.626	74.489
9	T	4.7000	8.2471	370.2858
	S	83.124	89.536	23.712
10	T	4.0403	7.8652	86.0175
	S	96.696	93.883	102.077
11	T	3.9474	7.8103	85.5694
	S	98.972	94.543	102.611
12	T	3.9551	7.8013	85.3889
	S	98.779	94.652	102.828
13	T	3.9970	7.8463	88.4215
	S	97.744	94.109	99.302
14	T	4.1204	7.8515	87.2116
	S	94.816	94.047	100.679
15	T	3.9427	7.8281	85.4531
	S	99.090	94.328	102.751
16	T	3.9344	8.8354	89.8217
	S	99.299	83.574	97.754
17	T	3.9930	7.8309	85.4850
	S	97.842	94.294	102.713
18	T	4.2353	8.1581	115.3155
	S	92.244	90.512	76.142
19	T	4.1624	7.8163	425.3137
	S	93.860	94.470	20.645

Event: Chris Griffis Memorial OT - USF2000

Track: Indianapolis Motor Speedway RC

2.439 mile(s)



Report: Section Data Report

USF2000

Session: Test Session 2

September 22, 2018

Section Data for Car 77 - Castro, Andre (R)

Lap	T/S	I2 to I3A	I5 to I6	Lap
20	T	3.9937	7.8288	85.3411
	S	97.825	94.320	102.886
21	T	3.9512	7.8853	85.4868
	S	98.877	93.644	102.711
22	T	3.9569	7.8754	85.5276
	S	98.734	93.761	102.662
23	T	4.7816	8.4605	
	S	81.705	87.277	

Event: Chris Griffis Memorial OT - USF2000

Track: Indianapolis Motor Speedway RC

2.439 mile(s)



Report: Section Data Report

USF2000






Session: Test Session 2

September 22, 2018

Section Data for Car

Report Support Information

Section Legend	
Name	Length
SF to I1	0.254167 miles
I1 to I2	0.252841 miles
I2 to I3A	0.108523 miles
I3A to I3	0.232197 miles
I3 to I4	0.341288 miles
I4 to I5A	0.165720 miles
I5A to I5	0.129167 miles
I5 to I6	0.205114 miles
I6 to I7	0.195265 miles
I7 to I8	0.152462 miles
I8 to I9	0.237879 miles
I9 to SF	0.164394 miles
I2 to I3	0.340720 miles
I4 to I5	0.294886 miles
Lap	2.439000 miles
PI to PO	0.394602 miles
PO to SF	2.239110 miles
SF to PI	2.223106 miles
PO to I2	0.307102 miles
I7 to PI	0.338826 miles
PO to PI	2.023201 miles

Color Legend	
	Fastest Lap
	Section Under Caution
	Section Under Green
	Section Time Data
	Section Speed Data

