

Event: NJMP RTI Event Test  
Track: New Jersey Motorsports Park  
Report: Section Data Report  
Session: USF2000 Test Session 2

2.14 mile(s)



USF2000 Championship  
August 27, 2021

Section Data for Car 1 - Navarro, Ely (R)

Lap	T/S	I3 to SF	SF to I1	I1 to I2	I2 to I3	Lap
1	T	14.0352	21.9765	18.9573	27.8238	82.7928
	S	111.441	99.528	93.080	78.661	93.052
2	T	13.8852	21.8188	18.6742	26.4067	80.7849
	S	112.644	100.247	94.491	82.882	95.364
3	T	13.8972	21.5925	18.6096	26.5573	80.6566
	S	112.547	101.298	94.819	82.412	95.516
4	T	13.9216	21.6786	18.8068	26.5996	81.0066
	S	112.350	100.895	93.825	82.281	95.103
5	T	13.8781	21.6885	18.5192	26.5667	80.6525
	S	112.702	100.849	95.282	82.383	95.521
6	T	13.8084	21.8868	18.5345	26.5824	80.8121
	S	113.271	99.936	95.203	82.334	95.332
7	T	13.8483	21.8691	18.5978	26.6701	80.9853
	S	112.945	100.017	94.879	82.063	95.128
8	T	13.9365	21.8770	19.8168	27.1856	82.8159
	S	112.230	99.980	89.043	80.507	93.026
9	T	13.8916	21.9840	18.7699	26.6868	81.3323
	S	112.593	99.494	94.009	82.012	94.723
10	T	13.8514	21.8554	18.6651	26.6681	81.0400
	S	112.919	100.079	94.537	82.069	95.064
11	T	13.8823	22.8118	18.8724	26.6832	174.4849
	S	112.668	95.883	93.499	82.023	44.153
12	T	14.0216	22.3737	20.1219	27.4855	84.0027
	S	111.549	97.761	87.693	79.629	91.711
13	T			20.6943	26.5281	840.2128
	S			85.267	82.503	9.169
14	T	13.9062	21.4932	18.3477	26.0318	79.7789
	S	112.474	101.766	96.173	84.075	96.567
15	T	13.8740	21.3489	18.2273	25.8446	79.2948
	S	112.735	102.454	96.808	84.684	97.156
16	T	13.8580	21.3582	18.2880	26.0387	79.5429
	S	112.866	102.409	96.487	84.053	96.853
17	T	13.8875	21.5405	18.4650	39.9695	93.8625
	S	112.626	101.542	95.562	54.758	82.078
18	T	13.9626	22.1976	23.4360	38.4530	98.0492
	S	112.020	98.536	75.292	56.917	78.573
19	T			19.3455	26.3580	602.6782
	S			91.212	83.035	12.783

**Event:** NJMP RTI Event Test  
**Track:** New Jersey Motorsports Park  
**Report:** Section Data Report  
**Session:** USF2000 Test Session 2

2.14 mile(s)



**USF2000 Championship**  
**August 27, 2021**

**Section Data for Car 1 - Navarro, Ely (R)**

Lap	T/S I3 to SF	SF to I1	I1 to I2	I2 to I3	Lap	
20	T	13.9175	21.5369	18.3430	26.0784	79.8758
	S	112.383	101.559	96.197	83.925	96.450
21	T	13.8907	21.4937	18.4717	26.2112	80.0673
	S	112.600	101.763	95.527	83.500	96.219
22	T	13.8543	21.5490	18.8682	26.8298	81.1013
	S	112.896	101.502	93.520	81.575	94.992
23	T	13.8960	21.5883	18.5346	26.2421	80.2610
	S	112.557	101.318	95.203	83.402	95.987
24	T	13.8912	21.7977	18.3306	26.3664	80.3859
	S	112.596	100.344	96.262	83.009	95.838
25	T	13.8992	21.9321	19.3316	27.1528	82.3157
	S	112.531	99.729	91.278	80.604	93.591
26	T	13.9736	22.0929	18.5889	26.9259	81.5813
	S	111.932	99.003	94.925	81.284	94.433

Event: NJMP RTI Event Test  
 Track: New Jersey Motorsports Park  
 Report: Section Data Report  
 Session: USF2000 Test Session 2

2.14 mile(s)



USF2000 Championship  
 August 27, 2021

Section Data for Car 10 - Siegel, Nolan

Lap	T/S	I3 to SF	SF to I1	I1 to I2	I2 to I3	Lap
1	T	14.0832	21.5980	18.6401	28.9243	83.2456
	S	111.061	101.272	94.664	75.668	92.545
2	T	13.9982	21.5764	18.4673	26.4121	80.4540
	S	111.735	101.373	95.550	82.865	95.757
3	T	13.9716	21.5577	18.5450	26.4323	80.5066
	S	111.948	101.461	95.149	82.802	95.694
4	T	13.8915	21.4305	18.4709	26.2468	80.0397
	S	112.593	102.064	95.531	83.387	96.252
5	T	13.8823	21.3274	18.5824	26.5365	80.3286
	S	112.668	102.557	94.958	82.476	95.906
6	T	13.8808	21.2960	18.5541	26.3243	80.0552
	S	112.680	102.708	95.103	83.141	96.234
7	T	13.9108	21.4442	18.5121	26.4724	80.3395
	S	112.437	101.998	95.318	82.676	95.893
8	T	13.9520	21.4522	18.4888	26.4916	80.3846
	S	112.105	101.960	95.439	82.616	95.839
9	T	13.9943	21.3766	18.4906	26.5706	80.4321
	S	111.766	102.321	95.429	82.371	95.783
10	T	13.9504	21.5149	18.5720	26.5359	80.5732
	S	112.118	101.663	95.011	82.478	95.615
11	T	13.9394	21.3388	18.5898	26.4437	80.3117
	S	112.206	102.502	94.920	82.766	95.926
12	T	13.9380	21.4506	18.6808	26.6729	80.7423
	S	112.218	101.968	94.458	82.055	95.415
13	T	13.9570	21.6744	18.5770	26.6300	80.8384
	S	112.065	100.915	94.985	82.187	95.301
14	T	14.0130	21.5883	18.9409	26.7662	81.3084
	S	111.617	101.318	93.161	81.769	94.750
15	T	14.0035	21.6505	18.6564	26.7693	81.0797
	S	111.693	101.026	94.581	81.759	95.018
16	T	13.9860	21.5902	18.6601	26.7994	81.0357
	S	111.833	101.309	94.562	81.667	95.069
17	T	14.0109	21.7080	18.7601	26.6881	81.1671
	S	111.634	100.759	94.058	82.008	94.915
18	T	13.9796	21.6362	18.6814	26.9490	81.2462
	S	111.884	101.093	94.455	81.214	94.823
19	T	13.9747	21.6241	18.7214	26.9382	81.2584
	S	111.923	101.150	94.253	81.247	94.809

**Event:** NJMP RTI Event Test  
**Track:** New Jersey Motorsports Park  
**Report:** Section Data Report  
**Session:** USF2000 Test Session 2

2.14 mile(s)



**USF2000 Championship**  
**August 27, 2021**

**Section Data for Car 10 - Siegel, Nolan**

Lap	T/S	I3 to SF	SF to I1	I1 to I2	I2 to I3	Lap
20	T	13.9413	21.9436	18.7396	27.1050	81.7295
	S	112.191	99.677	94.161	80.747	94.262
21	T			23.1021	27.9180	621.9579
	S			76.380	78.395	12.387
22	T	13.9727	21.3189	20.3795	34.4902	90.1613
	S	111.939	102.598	86.584	63.457	85.447
23	T			19.0337	26.9620	490.5432
	S			92.706	81.175	15.705
24	T	13.8120	22.1398	18.4616	25.8301	80.2435
	S	113.241	98.794	95.579	84.732	96.008
25	T	13.8971	20.9339	18.3079	25.8594	78.9983
	S	112.548	104.485	96.382	84.636	97.521
26	T	13.9245	20.8553	18.3270	25.8270	78.9338
	S	112.327	104.879	96.281	84.742	97.601
27	T	13.9160	20.9406	18.3760	25.9463	79.1789
	S	112.395	104.451	96.024	84.353	97.299
28	T	13.9116	21.1848	18.3438	26.0183	79.4585
	S	112.431	103.247	96.193	84.119	96.956
29	T			18.5320	26.2017	204.0803
	S			95.216	83.530	37.750
30	T	13.8938	21.0755	18.3754	26.2609	79.6056
	S	112.575	103.783	96.028	83.342	96.777
31	T	13.9299	21.1780	18.4594	26.2316	79.7989
	S	112.283	103.280	95.591	83.435	96.543
32	T	13.9665	21.4704	19.1257	27.6549	
	S	111.989	101.874	92.260	79.141	

Event: NJMP RTI Event Test  
Track: New Jersey Motorsports Park  
Report: Section Data Report  
Session: USF2000 Test Session 2

2.14 mile(s)



USF2000 Championship  
August 27, 2021

Section Data for Car 11 - Campbell, Prescott

Lap	T/S	I3 to SF	SF to I1	I1 to I2	I2 to I3	Lap
1	T	14.9566	22.1322	19.8577	26.9880	83.9345
	S	104.575	98.828	88.860	81.097	91.786
2	T	13.9379	21.9452	18.7015	26.6390	81.2236
	S	112.219	99.670	94.353	82.159	94.849
3	T	13.8853	21.9496	18.9439	26.5559	81.3347
	S	112.644	99.650	93.146	82.416	94.720
4	T	13.8495	21.8007	18.4666	26.3986	80.5154
	S	112.935	100.330	95.553	82.907	95.684
5	T	13.7882	21.7601	19.9349	27.9779	83.4611
	S	113.437	100.518	88.515	78.227	92.306
6	T	14.3631	23.4109	18.6466	26.4892	82.9098
	S	108.896	93.430	94.631	82.624	92.920
7	T	13.8822	21.6752	18.5975	26.4083	80.5632
	S	112.669	100.911	94.881	82.877	95.627
8	T	13.8848	21.7968	18.7075	26.6511	81.0402
	S	112.648	100.348	94.323	82.122	95.064
9	T	13.9472	21.8027	18.9412	26.6404	81.3315
	S	112.144	100.321	93.159	82.155	94.723
10	T	13.9033	21.8201	18.6552	26.5124	80.8910
	S	112.498	100.241	94.587	82.551	95.239
11	T	13.9177	21.7983	18.7704	26.8083	81.2947
	S	112.381	100.341	94.007	81.640	94.766
12	T	13.8961	21.9121	18.6771	26.7490	81.2343
	S	112.556	99.820	94.476	81.821	94.837
13	T	13.9569	21.8320	18.6261	26.7148	81.1298
	S	112.066	100.187	94.735	81.926	94.959
14	T	13.9535	21.9199	19.5961	26.8831	82.3526
	S	112.093	99.785	90.046	81.413	93.549
15	T	13.9453	21.9383	18.6534	26.7839	81.3209
	S	112.159	99.701	94.596	81.715	94.736
16	T	13.9448	21.8416	18.7425	26.7024	81.2313
	S	112.163	100.143	94.147	81.964	94.840
17	T	13.9586	21.8962	18.7489	26.8193	81.4230
	S	112.052	99.893	94.115	81.607	94.617
18	T			21.6623	28.6770	879.7028
	S			81.457	76.320	8.758
19	T	14.0369	29.3409	30.3507	36.2756	110.0041
	S	111.427	74.547	58.139	60.334	70.034

**Event:** NJMP RTI Event Test  
**Track:** New Jersey Motorsports Park  
**Report:** Section Data Report  
**Session:** USF2000 Test Session 2

2.14 mile(s)



**USF2000 Championship**  
**August 27, 2021**

**Section Data for Car 11 - Campbell, Prescott**

Lap	T/S I3 to SF	SF to I1	I1 to I2	I2 to I3	Lap	
20	T		18.9607	26.5692	447.7034	
	S		93.063	82.375	17.208	
21	T	13.9515	21.8933	21.9693	29.3668	87.1809
	S	112.109	99.906	80.319	74.528	88.368
22	T	13.8713	21.2387	18.2678	25.7873	79.1651
	S	112.757	102.985	96.593	84.873	97.316
23	T	13.7993	21.1781	18.2176	25.7697	78.9647
	S	113.346	103.280	96.859	84.931	97.563
24	T	16.1373	24.3533	25.1862	31.7018	97.3786
	S	96.924	89.814	70.060	69.038	79.114
25	T	13.8700	21.3253	18.3855	26.0252	79.6060
	S	112.768	102.567	95.975	84.097	96.777
26	T	13.8035	21.4813	18.8673	26.2602	80.4123
	S	113.311	101.822	93.524	83.344	95.806
27	T			18.7587	26.3078	166.9522
	S			94.065	83.193	46.145
28	T	13.9312	21.4587	18.3510	25.9426	79.6835
	S	112.273	101.929	96.155	84.365	96.683

**Event:** NJMP RTI Event Test  
**Track:** New Jersey Motorsports Park  
**Report:** Section Data Report  
**Session:** USF2000 Test Session 2

2.14 mile(s)



**USF2000 Championship**  
**August 27, 2021**

**Section Data for Car 12 - Porto, Kiko**

Lap	T/S I3 to SF	SF to I1	I1 to I2	I2 to I3	Lap	
1	T	18.0213	22.7038	19.4806	28.5387	88.7444
	S	86.791	96.339	90.580	76.690	86.811
2	T	13.8190	21.5668	18.4981	26.2981	80.1820
	S	113.184	101.419	95.391	83.224	96.081
3	T	14.1103	21.5112	18.3663	26.1508	80.1386
	S	110.847	101.681	96.075	83.693	96.133
4	T	13.8366	21.3992	18.3887	26.1729	79.7974
	S	113.040	102.213	95.958	83.622	96.544
5	T	13.7971	21.6483	18.8189	26.1995	80.4638
	S	113.364	101.037	93.765	83.537	95.745
6	T	13.8229	21.5172	18.4024	26.8453	80.5878
	S	113.152	101.652	95.887	81.528	95.598
7	T	13.8492	21.6855	18.3944	26.3517	80.2808
	S	112.937	100.863	95.928	83.055	95.963
8	T	13.8518	21.5469	18.3180	26.2240	79.9407
	S	112.916	101.512	96.328	83.459	96.371
9	T	13.8494	21.5135	18.6665	26.4729	80.5023
	S	112.936	101.670	94.530	82.675	95.699
10	T	13.8510	21.5450	18.4655	26.3202	80.1817
	S	112.923	101.521	95.559	83.154	96.082
11	T	13.8645	21.5125	18.4815	26.4146	80.2731
	S	112.813	101.675	95.476	82.857	95.972
12	T	13.8620	21.5917	18.3704	26.3262	80.1503
	S	112.833	101.302	96.054	83.135	96.119
13	T	13.8794	21.5153	18.3570	26.3254	80.0771
	S	112.692	101.661	96.124	83.138	96.207
14	T	13.8971	21.6516	18.5018	26.3674	80.4179
	S	112.548	101.021	95.372	83.005	95.800
15	T	13.8649	21.5017	18.4195	26.5112	80.2973
	S	112.809	101.726	95.798	82.555	95.943
16	T	13.8820	21.6186	18.3923	26.3741	80.2670
	S	112.670	101.176	95.939	82.984	95.980
17	T	13.8309	21.6035	18.6266	26.6054	80.6664
	S	113.087	101.246	94.733	82.263	95.504
18	T	13.8285	21.6232	18.5403	26.5792	80.5712
	S	113.106	101.154	95.174	82.344	95.617
19	T	13.8006	21.8408	18.5357	26.4161	80.5932
	S	113.335	100.146	95.197	82.852	95.591

**Event:** NJMP RTI Event Test  
**Track:** New Jersey Motorsports Park  
**Report:** Section Data Report  
**Session:** USF2000 Test Session 2

2.14 mile(s)



**USF2000 Championship**  
**August 27, 2021**

**Section Data for Car 12 - Porto, Kiko**

Lap	T/S	I3 to SF	SF to I1	I1 to I2	I2 to I3	Lap
20	T			19.5190	27.3670	696.8172
	S			90.401	79.974	11.056
21	T	13.8958	22.7429	22.0795	39.0259	97.7441
	S	112.559	96.174	79.918	56.082	78.818
22	T			19.0590	27.0057	477.9036
	S			92.583	81.043	16.120
23	T	13.9579	22.6213	18.6299	26.1301	81.3392
	S	112.058	96.691	94.716	83.759	94.714
24	T	13.7850	21.1323	18.2603	25.7744	78.9520
	S	113.463	103.504	96.633	84.915	97.578
25	T	13.7925	21.1484	18.1384	25.8075	78.8868
	S	113.402	103.425	97.282	84.806	97.659
26	T	13.7597	21.1052	18.2050	25.8922	78.9621
	S	113.672	103.637	96.926	84.529	97.566
27	T	13.7543	22.3069	18.6007	26.3569	81.0188
	S	113.717	98.054	94.864	83.038	95.089
28	T	13.8740	21.2242	18.3513	25.8830	79.3325
	S	112.735	103.056	96.154	84.559	97.110



Event: NJMP RTI Event Test  
 Track: New Jersey Motorsports Park  
 Report: Section Data Report  
 Session: USF2000 Test Session 2

2.14 mile(s)



USF2000 Championship  
 August 27, 2021

Section Data for Car 16 - Vaccaro, Kent (R)

Lap	T/S I3 to SF	SF to I1	I1 to I2	I2 to I3	Lap	
1	T	14.1959	22.7636	19.5790	27.3344	83.8729
	S	110.179	96.086	90.124	80.069	91.853
2	T	14.0864	22.7419	19.0489	27.4725	83.3497
	S	111.036	96.178	92.632	79.666	92.430
3	T	14.0967	22.4153	19.1045	27.1910	82.8075
	S	110.954	97.579	92.363	80.491	93.035
4	T	14.1579	22.1790	19.1208	27.2517	82.7094
	S	110.475	98.619	92.284	80.312	93.145
5	T	14.1378	23.8414	20.1310	27.6302	85.7404
	S	110.632	91.743	87.653	79.212	89.853
6	T			19.4966	27.4715	365.3130
	S			90.505	79.669	21.089
7	T	14.1861	22.6090	19.5085	27.5362	83.8398
	S	110.255	96.743	90.450	79.482	91.890
8	T	14.2151	22.6054	19.0439	27.1774	83.0418
	S	110.030	96.759	92.657	80.531	92.773
9	T	14.2130	22.8106	19.2086	27.3776	83.6098
	S	110.047	95.888	91.862	79.943	92.142
10	T			19.4644	27.0462	259.4076
	S			90.655	80.922	29.698
11	T	14.1839	22.2416	18.7524	26.9749	82.1528
	S	110.272	98.342	94.097	81.136	93.776
12	T	14.1036	22.0569	18.8319	26.5903	81.5827
	S	110.900	99.165	93.700	82.310	94.432
13	T	14.0963	21.9630	18.7985	26.7109	81.5687
	S	110.958	99.589	93.866	81.938	94.448
14	T	14.1386	21.7212	18.9769	26.7235	81.5602
	S	110.626	100.698	92.984	81.899	94.458
15	T	14.0955	21.8082	18.7927	26.5694	81.2658
	S	110.964	100.296	93.895	82.374	94.800
16	T	14.1241	21.8653	18.8966	26.7966	81.6826
	S	110.739	100.034	93.379	81.676	94.316
17	T	14.1338	21.7170	18.8464	26.7890	81.4862
	S	110.663	100.717	93.628	81.699	94.544
18	T	14.1007	25.2498	20.9689	27.0932	87.4126
	S	110.923	86.625	84.151	80.782	88.134
19	T			19.1896	27.0149	870.0377
	S			91.953	81.016	8.855

**Event:** NJMP RTI Event Test  
**Track:** New Jersey Motorsports Park  
**Report:** Section Data Report  
**Session:** USF2000 Test Session 2

2.14 mile(s)



**USF2000 Championship**  
**August 27, 2021**

**Section Data for Car 16 - Vaccaro, Kent (R)**

Lap	T/S I3 to SF	SF to I1	I1 to I2	I2 to I3	Lap	
20	T	14.1992	22.0410	19.2422	27.0534	82.5358
	S	110.153	99.237	91.702	80.901	93.341
21	T	14.0672	21.8125	18.9279	26.6998	81.5074
	S	111.187	100.276	93.225	81.972	94.519
22	T	14.0202	22.8149	18.9037	26.6607	82.3995
	S	111.560	95.870	93.344	82.092	93.496
23	T	14.0356	21.9130	18.7850	26.6281	81.3617
	S	111.437	99.816	93.934	82.193	94.688
24	T	14.1387	22.2845	18.9421	26.7106	82.0759
	S	110.625	98.152	93.155	81.939	93.864
25	T	14.1018	22.6417	18.9677	26.7898	82.5010
	S	110.914	96.604	93.029	81.697	93.381
26	T	14.0766	21.6563	18.7342	26.5209	80.9880
	S	111.113	100.999	94.188	82.525	95.125
27	T	14.0577	21.7722	18.8120	26.7617	81.4036
	S	111.262	100.462	93.799	81.782	94.640
28	T	14.0767	21.7829	18.7491	26.7828	81.3915
	S	111.112	100.412	94.114	81.718	94.654

Event: NJMP RTI Event Test  
Track: New Jersey Motorsports Park  
Report: Section Data Report  
Session: USF2000 Test Session 2

2.14 mile(s)



USF2000 Championship  
August 27, 2021

Section Data for Car 2 - Nepveu, Thomas (R)

Lap	T/S	I3 to SF	SF to I1	I1 to I2	I2 to I3	Lap
1	T	13.7669	21.6680	18.3842	26.0892	79.9083
	S	113.612	100.945	95.982	83.891	96.411
2	T	13.7499	21.4156	18.2103	25.9310	79.3068
	S	113.753	102.135	96.898	84.402	97.142
3	T	13.7451	21.4168	18.4927	26.0541	79.7087
	S	113.793	102.129	95.418	84.004	96.652
4	T	13.7460	21.4595	18.4351	26.0592	79.6998
	S	113.785	101.926	95.717	83.987	96.663
5	T			18.7392	26.8374	1306.4979
	S			94.163	81.552	5.897
6	T	14.0125	21.5937	18.4027	26.4200	80.4289
	S	111.621	101.292	95.885	82.840	95.786
7	T	13.8578	21.5418	18.5000	26.3722	80.2718
	S	112.867	101.536	95.381	82.990	95.974
8	T	13.8700	21.6025	18.5000	26.3575	80.3300
	S	112.768	101.251	95.381	83.037	95.904
9	T	13.8739	21.8301	18.6353	26.5244	80.8637
	S	112.736	100.195	94.688	82.514	95.271
10	T	13.8534	21.8513	18.4940	26.4130	80.6117
	S	112.903	100.098	95.412	82.862	95.569
11	T	13.8871	21.8300	18.6061	26.5615	80.8847
	S	112.629	100.196	94.837	82.399	95.247
12	T	13.8332	21.9584	21.2069	36.1517	93.1502
	S	113.068	99.610	83.206	60.540	82.705
13	T			18.7785	26.6822	476.6022
	S			93.966	82.026	16.164
14	T	13.8226	21.8466	18.5367	26.6850	80.8909
	S	113.155	100.120	95.192	82.017	95.239
15	T	13.8347	21.8264	18.4929	26.5582	80.7122
	S	113.056	100.212	95.417	82.409	95.450
16	T	13.7973	21.7364	18.4223	26.6246	80.5806
	S	113.362	100.627	95.783	82.204	95.606
17	T	13.8040	21.6992	18.4079	26.9066	80.8177
	S	113.307	100.800	95.858	81.342	95.326
18	T	13.8685	21.9088	18.4999	26.9145	81.1917
	S	112.780	99.835	95.381	81.318	94.887
19	T	13.8673	21.8350	18.5346	26.7663	81.0032
	S	112.790	100.173	95.203	81.768	95.107

**Event:** NJMP RTI Event Test  
**Track:** New Jersey Motorsports Park  
**Report:** Section Data Report  
**Session:** USF2000 Test Session 2

2.14 mile(s)



**USF2000 Championship**  
**August 27, 2021**

**Section Data for Car 2 - Nepveu, Thomas (R)**

Lap	T/S	I3 to SF	SF to I1	I1 to I2	I2 to I3	Lap
20	T	13.9045	22.1438	18.6353	26.8493	81.5329
	S	112.488	98.776	94.688	81.516	94.489
21	T	13.8628	22.6232	19.5616	27.9262	83.9738
	S	112.826	96.683	90.205	78.372	91.743
22	T	13.8009	22.5936	19.4926	28.4397	84.3268
	S	113.333	96.809	90.524	76.957	91.359

Event: NJMP RTI Event Test  
 Track: New Jersey Motorsports Park  
 Report: Section Data Report  
 Session: USF2000 Test Session 2

2.14 mile(s)



USF2000 Championship  
 August 27, 2021

Section Data for Car 20 - Byrd, Nathan (R)

Lap	T/S I3 to SF	SF to I1	I1 to I2	I2 to I3	Lap	
1	T	14.0873	23.7046	19.4376	28.5125	85.7420
	S	111.028	92.272	90.780	76.761	89.851
2	T	14.2746	23.3951	19.5701	28.3437	85.5835
	S	109.572	93.493	90.165	77.218	90.017
3	T	13.9742	22.7736	19.5053	27.9306	84.1837
	S	111.927	96.044	90.465	78.360	91.514
4	T	14.0558	23.0951	19.8720	28.0368	85.0597
	S	111.277	94.707	88.796	78.063	90.572
5	T	14.0821	23.0169	19.3555	27.7064	84.1609
	S	111.069	95.029	91.165	78.994	91.539
6	T	14.1020	22.7016	19.2943	27.8677	83.9656
	S	110.913	96.349	91.454	78.537	91.752
7	T			20.2801	27.2424	315.6748
	S			87.009	80.339	24.405
8	T	13.9916	22.2362	18.8127	26.8296	81.8701
	S	111.788	98.365	93.795	81.575	94.100
9	T	14.0562	22.0173	18.6140	26.7019	81.3894
	S	111.274	99.343	94.797	81.966	94.656
10	T	14.0374	22.5321	54.9352	30.3569	121.8616
	S	111.423	97.074	32.120	72.097	63.219
11	T			19.4291	27.1775	272.5915
	S			90.820	80.531	28.262
12	T	14.0508	22.2941	19.0483	26.9940	82.3872
	S	111.317	98.110	92.635	81.079	93.510
13	T	14.0673	22.8819	19.1464	27.0685	83.1641
	S	111.186	95.590	92.161	80.855	92.636
14	T	14.0817	22.5021	19.0046	27.6121	83.2005
	S	111.073	97.203	92.848	79.264	92.596
15	T	14.1209	22.4822	19.0352	27.2222	82.8605
	S	110.764	97.289	92.699	80.399	92.976
16	T	14.0715	22.6339	18.9644	27.3034	82.9732
	S	111.153	96.637	93.045	80.160	92.849
17	T			19.8663	27.6582	1063.0060
	S			88.821	79.132	7.247
18	T	14.1191	22.5543	19.0098	62.1413	117.8245
	S	110.778	96.978	92.823	35.220	65.385
19	T	14.9806	23.3439	19.3488	27.5224	85.1957
	S	104.408	93.698	91.197	79.522	90.427

**Event:** NJMP RTI Event Test  
**Track:** New Jersey Motorsports Park  
**Report:** Section Data Report  
**Session:** USF2000 Test Session 2

2.14 mile(s)



**USF2000 Championship**  
**August 27, 2021**

**Section Data for Car 20 - Byrd, Nathan (R)**

Lap	T/S	I3 to SF	SF to I1	I1 to I2	I2 to I3	Lap
20	T	14.1248	22.5575	19.2118	27.5080	83.4021
	S	110.734	96.964	91.847	79.564	92.372
21	T	14.0946	22.8145	19.0687	27.5857	83.5635
	S	110.971	95.872	92.536	79.340	92.193
22	T	14.0687	22.4421	19.2543	27.4783	83.2434
	S	111.175	97.463	91.644	79.650	92.548
23	T	14.0551	22.4152	19.2882	27.2453	83.0038
	S	111.283	97.580	91.483	80.331	92.815
24	T	14.0644	23.1229	19.0545	27.8948	84.1366
	S	111.209	94.593	92.605	78.460	91.565

**Event:** NJMP RTI Event Test  
**Track:** New Jersey Motorsports Park  
**Report:** Section Data Report  
**Session:** USF2000 Test Session 2

2.14 mile(s)



**USF2000 Championship**  
**August 27, 2021**

**Section Data for Car 22 - Sundaramoorthy, Yuven**

Lap	T/S I3 to SF	SF to I1	I1 to I2	I2 to I3	Lap	
1	T	13.9370	21.9165	18.5703	26.0744	80.4982
	S	112.226	99.800	95.020	83.938	95.704
2	T	13.8917	21.5224	18.4337	26.2519	80.0997
	S	112.592	101.628	95.724	83.371	96.180
3	T	13.8760	21.6355	18.3629	26.1013	79.9757
	S	112.719	101.096	96.093	83.852	96.329
4	T	13.8731	21.7293	18.3239	26.3821	80.3084
	S	112.743	100.660	96.297	82.959	95.930
5	T			18.7265	26.3937	206.0912
	S			94.227	82.923	37.382
6	T	14.0052	21.8798	18.4171	26.1864	80.4885
	S	111.679	99.968	95.810	83.579	95.716
7	T	13.8984	21.7073	18.3806	26.2518	80.2381
	S	112.537	100.762	96.000	83.371	96.014
8	T	13.9212	21.6502	18.3898	26.2404	80.2016
	S	112.353	101.028	95.952	83.407	96.058
9	T	13.8505	21.5859	18.4265	26.5426	80.4055
	S	112.927	101.329	95.761	82.457	95.814
10	T	13.8494	21.8353	18.4309	26.6857	80.8013
	S	112.936	100.171	95.738	82.015	95.345
11	T	14.1297	22.3410	18.8426	27.0983	82.4116
	S	110.695	97.904	93.647	80.767	93.482
12	T			18.8486	26.8433	400.7725
	S			93.617	81.534	19.223
13	T	13.9392	21.9915	18.6912	26.7616	81.3835
	S	112.208	99.460	94.405	81.783	94.663
14	T	13.9984	21.7806	18.6580	26.9183	81.3553
	S	111.734	100.423	94.573	81.307	94.696

Event: NJMP RTI Event Test  
 Track: New Jersey Motorsports Park  
 Report: Section Data Report  
 Session: USF2000 Test Session 2

2.14 mile(s)



USF2000 Championship  
 August 27, 2021

Section Data for Car 23 - Denmark, Jace (R)

Lap	T/S I3 to SF	SF to I1	I1 to I2	I2 to I3	Lap	
1	T		18.7149	26.5181	127.2418	
	S		94.286	82.534	60.546	
2	T	13.9993	21.4626	18.3953	26.0875	79.9447
	S	111.726	101.911	95.924	83.896	96.367
3	T	13.8387	21.3394	18.4476	26.1506	79.7763
	S	113.023	102.499	95.652	83.694	96.570
4	T	13.8700	21.5987	18.9394	26.0814	80.4895
	S	112.768	101.269	93.168	83.916	95.714
5	T	13.8522	21.3267	18.3469	26.2245	79.7503
	S	112.913	102.560	96.177	83.458	96.602
6	T	13.8466	21.1800	18.2984	26.2037	79.5287
	S	112.958	103.271	96.432	83.524	96.871
7	T			19.5349	26.5436	239.0521
	S			90.328	82.454	32.227
8	T	13.8767	21.5838	18.3844	26.1081	79.9530
	S	112.713	101.339	95.981	83.830	96.357
9	T	13.8811	21.4266	18.3633	26.0690	79.7400
	S	112.678	102.082	96.091	83.956	96.614
10	T	13.8608	21.2260	18.3797	26.3954	79.8619
	S	112.843	103.047	96.005	82.917	96.467
11	T	13.8463	21.3573	18.5286	26.5272	80.2594
	S	112.961	102.413	95.234	82.505	95.989
12	T	13.8844	21.4998	18.5068	26.9229	80.8139
	S	112.651	101.735	95.346	81.293	95.330
13	T			24.2748	31.6168	302.9411
	S			72.690	69.224	25.431
14	T	13.9269	21.8623	18.7044	26.6856	81.1792
	S	112.307	100.048	94.339	82.016	94.901
15	T	13.9122	21.6140	18.5531	26.9052	80.9845
	S	112.426	101.197	95.108	81.346	95.129
16	T	13.8651	21.7720	18.7608	26.5581	80.9560
	S	112.808	100.463	94.055	82.409	95.163
17	T	13.8609	21.4704	18.5038	26.4779	80.3130
	S	112.842	101.874	95.361	82.659	95.925
18	T	14.6341	22.9643	18.9207	27.0639	83.5830
	S	106.880	95.247	93.260	80.869	92.172



**Event:** NJMP RTI Event Test  
**Track:** New Jersey Motorsports Park  
**Report:** Section Data Report  
**Session:** USF2000 Test Session 2

2.14 mile(s)



**USF2000 Championship**  
**August 27, 2021**

**Section Data for Car 24 - Pierson, Josh**

Lap	T/S I3 to SF	SF to I1	I1 to I2	I2 to I3	Lap	
1	T	14.0198	21.7106	18.5281	26.4773	80.7358
	S	111.563	100.747	95.236	82.661	95.422
2	T	13.9616	22.0403	18.5591	26.9739	81.5349
	S	112.028	99.240	95.077	81.139	94.487
3	T	13.8873	21.2438	18.4431	26.1353	79.7095
	S	112.627	102.961	95.675	83.743	96.651
4	T	13.8385	21.2708	18.3311	26.0229	79.4633
	S	113.025	102.830	96.260	84.104	96.950
5	T	13.9063	21.4670	18.4862	26.3629	80.2224
	S	112.474	101.890	95.452	83.020	96.033
6	T	13.8510	21.4491	18.5805	26.3674	80.2480
	S	112.923	101.975	94.968	83.005	96.002
7	T	13.8219	21.5219	18.6298	26.4425	80.4161
	S	113.160	101.630	94.716	82.770	95.802
8	T			19.0597	29.7285	208.2514
	S			92.580	73.621	36.994
9	T	13.9359	21.6462	18.5743	26.2919	80.4483
	S	112.235	101.046	94.999	83.244	95.763
10	T	13.8507	21.7362	18.6338	26.3606	80.5813
	S	112.925	100.628	94.696	83.027	95.605
11	T	13.8528	21.7172	18.6406	26.7482	80.9588
	S	112.908	100.716	94.661	81.824	95.160
12	T	13.8698	22.4509	19.3709	26.9645	82.6561
	S	112.770	97.425	91.093	81.167	93.205
13	T			21.0977	26.8904	283.1221
	S			83.637	81.391	27.211
14	T	13.8553	21.6966	18.5614	26.7643	80.8776
	S	112.888	100.812	95.065	81.774	95.255
15	T	13.8637	21.5598	18.6350	26.5622	80.6207
	S	112.819	101.451	94.690	82.397	95.559
16	T	13.8688	21.7431	18.5832	26.9182	81.1133
	S	112.778	100.596	94.954	81.307	94.978

Event: NJMP RTI Event Test  
 Track: New Jersey Motorsports Park  
 Report: Section Data Report  
 Session: USF2000 Test Session 2

2.14 mile(s)



USF2000 Championship  
 August 27, 2021

Section Data for Car 3 - Stamer, Evan (R)

Lap	T/S	I3 to SF	SF to I1	I1 to I2	I2 to I3	Lap
1	T	13.8930	21.7419	18.6630	26.1642	80.4621
	S	112.581	100.602	94.548	83.650	95.747
2	T	13.9144	21.4526	18.3827	25.8894	79.6391
	S	112.408	101.958	95.989	84.538	96.736
3	T	13.8603	21.3491	18.3336	26.1388	79.6818
	S	112.847	102.453	96.247	83.731	96.685
4	T	13.8353	21.3787	18.6161	26.3729	80.2030
	S	113.051	102.311	94.786	82.988	96.056
5	T			19.4005	26.8399	1411.4152
	S			90.954	81.544	5.458
6	T	14.0173	21.8435	18.5913	26.2961	80.7482
	S	111.583	100.134	94.912	83.230	95.408
7	T	13.9771	21.7191	18.5216	26.2013	80.4191
	S	111.904	100.707	95.270	83.532	95.798
8	T	13.9557	21.5371	18.4478	26.5138	80.4544
	S	112.075	101.558	95.651	82.547	95.756
9	T	13.9798	21.5289	18.4941	26.2907	80.2935
	S	111.882	101.597	95.411	83.248	95.948
10	T	13.9506	21.4959	18.5250	26.4007	80.3722
	S	112.116	101.753	95.252	82.901	95.854
11	T	13.9545	29.2098	27.1509	32.7510	103.0662
	S	112.085	74.881	64.990	66.827	74.748
12	T			18.8485	26.8391	441.8547
	S			93.617	81.547	17.436
13	T	13.9721	21.7071	18.5615	26.4456	80.6863
	S	111.944	100.763	95.065	82.760	95.481
14	T	13.8420	21.6987	18.5514	26.4135	80.5056
	S	112.996	100.802	95.117	82.861	95.695
15	T	13.8567	21.7740	18.6366	26.4340	80.7013
	S	112.876	100.453	94.682	82.796	95.463
16	T	13.8549	21.6429	18.5397	26.5283	80.5658
	S	112.891	101.062	95.177	82.502	95.624
17	T	13.7647	22.0756	18.6540	26.7292	81.2235
	S	113.631	99.081	94.593	81.882	94.849
18	T	13.8524	21.8905	18.5948	26.7129	81.0506
	S	112.911	99.919	94.895	81.932	95.052
19	T	13.8210	22.2134	18.9890	26.9268	81.9502
	S	113.168	98.466	92.925	81.281	94.008

**Event:** NJMP RTI Event Test  
**Track:** New Jersey Motorsports Park  
**Report:** Section Data Report  
**Session:** USF2000 Test Session 2

2.14 mile(s)



**USF2000 Championship**  
**August 27, 2021**

**Section Data for Car 3 - Stamer, Evan (R)**

Lap	T/S	I3 to SF	SF to I1	I1 to I2	I2 to I3	Lap
20	T	13.8369	22.1655	18.7221	26.5814	81.3059
	S	113.038	98.679	94.249	82.337	94.753
21	T	13.9855	23.9355	18.7421	27.0500	83.7131
	S	111.837	91.382	94.149	80.911	92.029

Event: NJMP RTI Event Test  
Track: New Jersey Motorsports Park  
Report: Section Data Report  
Session: USF2000 Test Session 2

2.14 mile(s)



USF2000 Championship  
August 27, 2021

Section Data for Car 32 - Weir, Christian (R)

Lap	T/S	I3 to SF	SF to I1	I1 to I2	I2 to I3	Lap
1	T	13.9583	22.1767	18.6128	26.6747	81.4225
	S	112.055	98.629	94.803	82.049	94.618
2	T	13.9155	21.8442	18.5139	26.4745	80.7481
	S	112.399	100.131	95.309	82.670	95.408
3	T	13.8442	21.6909	18.3931	26.6413	80.5695
	S	112.978	100.838	95.935	82.152	95.619
4	T	13.8903	21.6257	18.4868	26.5060	80.5088
	S	112.603	101.142	95.449	82.571	95.691
5	T			18.7038	26.9112	267.0885
	S			94.342	81.328	28.844
6	T	13.8373	21.8893	18.5036	26.4191	80.6493
	S	113.034	99.924	95.362	82.843	95.525
7	T	13.8767	21.5615	18.3975	26.2853	80.1210
	S	112.713	101.443	95.912	83.265	96.155
8	T	13.8379	21.7405	18.4093	26.6054	80.5931
	S	113.029	100.608	95.851	82.263	95.591
9	T			19.0747	28.0406	258.4559
	S			92.507	78.052	29.808
10	T	13.8598	21.5529	18.3395	26.1620	79.9142
	S	112.851	101.484	96.216	83.657	96.403
11	T	13.7835	21.4229	18.2964	29.7986	83.3014
	S	113.476	102.100	96.442	73.448	92.483
12	T	13.8176	21.3593	18.1835	26.0796	79.4400
	S	113.196	102.404	97.041	83.921	96.979
13	T	13.8014	21.5127	18.2196	26.1553	79.6890
	S	113.328	101.674	96.849	83.679	96.676
14	T			18.9564	26.6411	555.0638
	S			93.084	82.153	13.879
15	T	13.8910	21.7089	18.4417	26.3143	80.3559
	S	112.597	100.755	95.682	83.173	95.873
16	T	13.8597	21.4574	18.4333	26.3169	80.0673
	S	112.852	101.936	95.726	83.165	96.219
17	T			18.8007	26.9977	543.3217
	S			93.855	81.068	14.179
18	T	13.7732	22.1365	18.4439	26.4783	80.8319
	S	113.560	98.808	95.671	82.658	95.309
19	T	13.8096	21.7087	18.4586	26.5384	80.5153
	S	113.261	100.756	95.595	82.471	95.684

**Event:** NJMP RTI Event Test  
**Track:** New Jersey Motorsports Park  
**Report:** Section Data Report  
**Session:** USF2000 Test Session 2

2.14 mile(s)



**USF2000 Championship**  
**August 27, 2021**

**Section Data for Car 32 - Weir, Christian (R)**

Lap	T/S I3 to SF	SF to I1	I1 to I2	I2 to I3	Lap	
20	T	13.7103	22.0463	18.3178	26.3179	80.3923
	S	114.081	99.213	96.330	83.162	95.830
21	T	13.8399	21.5838	18.5322	26.4272	80.3831
	S	113.013	101.339	95.215	82.818	95.841
22	T	13.8463	21.7948	18.5355	26.5908	80.7674
	S	112.961	100.358	95.198	82.308	95.385
23	T	13.8512	21.5138	18.3563	26.3848	80.1061
	S	112.921	101.668	96.128	82.951	96.172
24	T	13.8249	21.4529	18.4116	26.3542	80.0436
	S	113.136	101.957	95.839	83.047	96.248
25	T	13.8338	21.4826	18.3166	26.2922	79.9252
	S	113.063	101.816	96.336	83.243	96.390

Event: NJMP RTI Event Test  
Track: New Jersey Motorsports Park  
Report: Section Data Report  
Session: USF2000 Test Session 2

2.14 mile(s)



USF2000 Championship  
August 27, 2021

Section Data for Car 33 - Green, Josh

Lap	T/S	I3 to SF	SF to I1	I1 to I2	I2 to I3	Lap
1	T	13.9730	21.5283	18.4925	26.3674	80.3612
	S	111.937	101.600	95.420	83.005	95.867
2	T	13.9254	21.5698	18.4276	26.3047	80.2275
	S	112.319	101.404	95.756	83.203	96.027
3	T	13.8974	21.3605	18.4349	26.1218	79.8146
	S	112.546	102.398	95.718	83.786	96.524
4	T	13.8594	21.3803	18.4107	26.1999	79.8503
	S	112.854	102.303	95.843	83.536	96.481
5	T	13.8349	21.8158	18.5220	26.3263	80.4990
	S	113.054	100.261	95.268	83.135	95.703
6	T			18.4310	26.2425	258.5193
	S			95.738	83.400	29.800
7	T	13.9017	21.5119	18.3902	26.2850	80.0888
	S	112.511	101.677	95.950	83.266	96.193
8	T	13.8878	21.3004	18.4191	26.1869	79.7942
	S	112.623	102.687	95.800	83.578	96.548
9	T	13.8732	21.6293	18.5043	26.4321	80.4389
	S	112.742	101.125	95.359	82.802	95.775
10	T	13.8996	21.5320	18.5135	26.2146	80.1597
	S	112.528	101.582	95.311	83.489	96.108
11	T	13.9297	21.5149	18.5312	26.3971	80.3729
	S	112.285	101.663	95.220	82.912	95.853
12	T			19.0001	34.3661	452.9905
	S			92.870	63.686	17.007
13	T	13.8920	21.2465	18.1367	25.6819	78.9571
	S	112.589	102.947	97.291	85.221	97.572
14	T	13.8466	20.9587	18.0564	25.6484	78.5101
	S	112.958	104.361	97.724	85.332	98.128
15	T	13.8191	21.0097	18.1105	29.1951	82.1344
	S	113.183	104.108	97.432	74.966	93.797
16	T	13.9155	21.1042	18.1420	25.9458	79.1075
	S	112.399	103.642	97.263	84.354	97.386
17	T			18.7825	26.2245	978.2100
	S			93.946	83.458	7.876
18	T	13.9378	21.4054	18.7093	26.2365	80.2890
	S	112.219	102.183	94.314	83.420	95.953
19	T	13.8827	21.2491	18.2730	26.1531	79.5579
	S	112.665	102.935	96.566	83.686	96.835

**Event:** NJMP RTI Event Test  
**Track:** New Jersey Motorsports Park  
**Report:** Section Data Report  
**Session:** USF2000 Test Session 2

2.14 mile(s)



**USF2000 Championship**  
**August 27, 2021**

**Section Data for Car 33 - Green, Josh**

Lap	T/S I3 to SF	SF to I1	I1 to I2	I2 to I3	Lap	
20	T	13.8453	21.1586	18.1648	25.8894	79.0581
	S	112.969	103.375	97.141	84.538	97.447
21	T	13.8393	21.2027	18.3204	26.0775	79.4399
	S	113.018	103.160	96.316	83.928	96.979
22	T	13.8370	21.1223	18.3975	26.2174	79.5742
	S	113.037	103.553	95.912	83.480	96.815
23	T	13.7982	21.4779	18.5702	26.5245	80.3708
	S	113.355	101.838	95.020	82.514	95.856
24	T	13.8039	21.9443	18.6841	26.5142	80.9465
	S	113.308	99.674	94.441	82.546	95.174
25	T	13.7914	21.2079	18.3343	26.1951	79.5287
	S	113.411	103.135	96.243	83.551	96.871

**Event:** NJMP RTI Event Test  
**Track:** New Jersey Motorsports Park  
**Report:** Section Data Report  
**Session:** USF2000 Test Session 2

2.14 mile(s)



**USF2000 Championship**  
**August 27, 2021**

**Section Data for Car 34 - Christie, Dylan (R)**

Lap	T/S I3 to SF	SF to I1	I1 to I2	I2 to I3	Lap	
1	T	13.9490	21.9746	18.6600	26.5883	81.1719
	S	112.129	99.536	94.563	82.316	94.910
2	T	13.9246	21.7997	18.6252	26.4208	80.7703
	S	112.326	100.335	94.740	82.838	95.382
3	T	13.9307	21.7139	18.5457	26.3181	80.5084
	S	112.277	100.731	95.146	83.161	95.692
4	T	13.9266	21.5361	18.4716	26.3095	80.2438
	S	112.310	101.563	95.527	83.188	96.007
5	T	13.8874	21.5923	18.5224	26.4080	80.4101
	S	112.627	101.299	95.265	82.878	95.809
6	T			18.9841	28.1123	311.7442
	S			92.949	77.853	24.713
7	T	13.9189	21.5687	18.4178	26.1691	80.0745
	S	112.372	101.410	95.807	83.634	96.210
8	T	13.8907	21.7152	18.6150	26.3107	80.5316
	S	112.600	100.725	94.792	83.184	95.664
9	T	13.9344	21.5928	18.5962	26.3699	80.4933
	S	112.247	101.296	94.887	82.998	95.710
10	T	13.9514	21.5873	18.5575	26.4378	80.5340
	S	112.110	101.322	95.085	82.784	95.661
11	T	13.9471	21.7488	18.7164	26.4150	80.8273
	S	112.145	100.570	94.278	82.856	95.314
12	T			18.7506	27.0480	305.5767
	S			94.106	80.917	25.211
13	T	13.9110	21.2680	18.1544	25.8092	79.1426
	S	112.436	102.843	97.197	84.801	97.343
14	T	13.8777	21.3162	18.2572	25.9053	79.3564
	S	112.705	102.611	96.649	84.486	97.081
15	T	13.7886	21.6773	23.9491	26.3875	85.8025
	S	113.434	100.902	73.679	82.942	89.788
16	T	13.9025	21.3541	18.2851	25.8533	79.3950
	S	112.504	102.429	96.502	84.656	97.034
17	T	13.9138	21.2965	18.2759	26.1115	79.5977
	S	112.413	102.706	96.550	83.819	96.787
18	T			18.6896	26.2146	960.9894
	S			94.413	83.489	8.017
19	T	14.0100	21.5152	18.3275	26.1214	79.9741
	S	111.641	101.662	96.279	83.787	96.331



**Event:** NJMP RTI Event Test  
**Track:** New Jersey Motorsports Park  
**Report:** Section Data Report  
**Session:** USF2000 Test Session 2

2.14 mile(s)



**USF2000 Championship**  
**August 27, 2021**

**Section Data for Car 34 - Christie, Dylan (R)**

Lap	T/S I3 to SF	SF to I1	I1 to I2	I2 to I3	Lap	
20	T	13.9568	21.4261	18.3750	26.9314	80.6893
	S	112.067	102.085	96.030	81.267	95.477
21	T	13.9467	21.4054	18.1934	26.1599	79.7054
	S	112.148	102.183	96.988	83.664	96.656
22	T	13.9490	21.3113	18.4089	26.5520	80.2212
	S	112.129	102.634	95.853	82.428	96.034
23	T	13.8979	21.4222	18.3923	26.1161	79.8285
	S	112.542	102.103	95.939	83.804	96.507
24	T	13.9461	21.4477	18.4437	26.2743	80.1118
	S	112.153	101.982	95.672	83.300	96.166
25	T	13.8558	21.8358	18.7172	26.9149	81.3237
	S	112.883	100.169	94.274	81.317	94.733
26	T	13.9097	21.5014	18.3900	26.1130	79.9141
	S	112.446	101.727	95.951	83.814	96.404

Event: NJMP RTI Event Test  
Track: New Jersey Motorsports Park  
Report: Section Data Report  
Session: USF2000 Test Session 2

2.14 mile(s)



USF2000 Championship  
August 27, 2021

Section Data for Car 4 - d'Orlando, Michael

Lap	T/S I3 to SF	SF to I1	I1 to I2	I2 to I3	Lap	
1	T	13.9323	21.4633	18.2505	25.7184	79.3645
	S	112.264	101.908	96.685	85.100	97.071
2	T	13.8404	21.3157	18.0662	25.6790	78.9013
	S	113.009	102.613	97.671	85.231	97.641
3	T	13.7344	21.9339	22.3984	28.6056	86.6723
	S	113.881	99.721	78.780	76.511	88.887
4	T	13.8524	21.2890	18.1382	25.7685	79.0481
	S	112.911	102.742	97.283	84.935	97.460
5	T	13.8368	21.3447	18.2057	25.9262	79.3134
	S	113.038	102.474	96.923	84.418	97.134
6	T			18.6821	26.1952	1228.0837
	S			94.451	83.551	6.273
7	T	13.8957	21.4086	18.2764	26.0463	79.6270
	S	112.559	102.168	96.548	84.029	96.751
8	T	13.8935	21.4279	18.3694	25.9980	79.6888
	S	112.577	102.076	96.059	84.185	96.676
9	T	13.9143	21.4693	18.2987	26.1554	79.8377
	S	112.409	101.879	96.430	83.678	96.496
10	T	13.9123	21.5270	18.2581	26.1262	79.8236
	S	112.425	101.606	96.645	83.772	96.513
11	T	13.8815	21.4589	18.3381	26.2158	79.8943
	S	112.674	101.928	96.223	83.485	96.427
12	T	13.8737	21.5430	18.5899	26.6846	80.6912
	S	112.738	101.531	94.920	82.019	95.475
13	T	13.8046	21.9118	21.5188	36.8657	94.1009
	S	113.302	99.822	82.000	59.368	81.870
14	T			18.7838	26.5350	474.1573
	S			93.940	82.481	16.248
15	T	13.9042	21.9112	18.7121	26.3726	80.9001
	S	112.491	99.824	94.300	82.989	95.229
16	T	13.8659	21.5973	18.3485	26.3305	80.1422
	S	112.801	101.275	96.168	83.122	96.129
17	T	13.9007	21.5741	18.3778	26.2861	80.1387
	S	112.519	101.384	96.015	83.262	96.133
18	T	13.9366	21.5734	18.3832	26.1844	80.0776
	S	112.229	101.387	95.987	83.586	96.207
19	T	13.9144	21.6083	18.3711	26.3106	80.2044
	S	112.408	101.224	96.050	83.185	96.055

**Event:** NJMP RTI Event Test  
**Track:** New Jersey Motorsports Park  
**Report:** Section Data Report  
**Session:** USF2000 Test Session 2

2.14 mile(s)



**USF2000 Championship**  
**August 27, 2021**

**Section Data for Car 4 - d'Orlando, Michael**

Lap	T/S	I3 to SF	SF to I1	I1 to I2	I2 to I3	Lap
20	T	13.9030	21.5975	18.3447	26.2025	80.0477
	S	112.500	101.274	96.188	83.528	96.243
21	T	13.9452	21.7819	18.3338	26.2520	80.3129
	S	112.160	100.417	96.245	83.370	95.925
22	T	13.9560	21.7160	18.3932	26.3001	80.3653
	S	112.073	100.722	95.935	83.218	95.862
23	T	13.9399	21.6722	18.4344	26.4813	80.5278
	S	112.202	100.925	95.720	82.648	95.669

Event: NJMP RTI Event Test  
 Track: New Jersey Motorsports Park  
 Report: Section Data Report  
 Session: USF2000 Test Session 2

2.14 mile(s)



USF2000 Championship  
 August 27, 2021

Section Data for Car 42 - Myers, Michael

Lap	T/S	I3 to SF	SF to I1	I1 to I2	I2 to I3	Lap
1	T	14.0273	22.8006	19.5828	27.1738	83.5845
	S	111.503	95.930	90.107	80.542	92.170
2	T	13.9655	22.2542	19.0691	28.2480	83.5368
	S	111.997	98.286	92.534	77.479	92.223
3	T	13.9662	22.2940	18.8887	26.9113	82.0602
	S	111.991	98.110	93.418	81.328	93.882
4	T	13.9160	22.2112	18.9787	27.1905	82.2964
	S	112.395	98.476	92.975	80.493	93.613
5	T	13.9004	22.4080	18.8754	27.0348	82.2186
	S	112.521	97.611	93.484	80.956	93.701
6	T	13.9420	22.2215	18.8419	26.8220	81.8274
	S	112.186	98.430	93.650	81.599	94.149
7	T			19.4967	27.3201	448.4144
	S			90.505	80.111	17.181
8	T	14.0897	22.1223	18.5067	26.4318	81.1505
	S	111.010	98.872	95.346	82.803	94.935
9	T	13.9453	21.6943	18.4031	26.1264	80.1691
	S	112.159	100.822	95.883	83.771	96.097
10	T	13.9569	21.7891	18.4430	26.3468	80.5358
	S	112.066	100.384	95.676	83.070	95.659
11	T	13.9434	21.5872	18.3142	26.2759	80.1207
	S	112.174	101.323	96.348	83.294	96.155
12	T	13.9475	21.7391	18.3847	26.3050	80.3763
	S	112.141	100.615	95.979	83.202	95.849
13	T	13.9454	21.6705	18.6220	26.5740	80.8119
	S	112.158	100.933	94.756	82.360	95.332
14	T	13.9618	22.0663	18.7933	27.4177	82.2391
	S	112.026	99.123	93.892	79.826	93.678
15	T			19.0043	26.6195	536.1544
	S			92.850	82.219	14.369
16	T	13.9806	21.8834	18.5996	26.5177	80.9813
	S	111.876	99.951	94.870	82.535	95.133
17	T	13.9730	21.9984	18.5811	26.5023	81.0548
	S	111.937	99.429	94.965	82.583	95.047
18	T	13.8976	21.6991	19.0768	28.2850	82.9585
	S	112.544	100.800	92.497	77.378	92.866
19	T			19.7006	26.9888	535.4331
	S			89.568	81.094	14.388

**Event:** NJMP RTI Event Test  
**Track:** New Jersey Motorsports Park  
**Report:** Section Data Report  
**Session:** USF2000 Test Session 2

2.14 mile(s)



**USF2000 Championship**  
**August 27, 2021**

**Section Data for Car 42 - Myers, Michael**

Lap	T/S I3 to SF	SF to I1	I1 to I2	I2 to I3	Lap	
20	T	14.0409	23.1540	18.7467	26.8099	82.7515
	S	111.395	94.466	94.126	81.635	93.098
21	T	13.8936	22.2669	18.7145	26.5043	81.3793
	S	112.576	98.230	94.288	82.577	94.668
22	T	13.8966	22.0459	18.7948	27.2664	82.0037
	S	112.552	99.214	93.885	80.269	93.947
23	T	14.9165	22.1488	18.8173	27.1151	82.9977
	S	104.856	98.754	93.773	80.717	92.822
24	T	13.9387	22.0727	18.7474	26.5901	81.3489
	S	112.212	99.094	94.122	82.310	94.703
25	T	13.9306	21.9639	19.5494	27.2018	82.6457
	S	112.277	99.585	90.261	80.459	93.217
26	T	13.9132	22.0888	18.6830	36.8577	91.5427
	S	112.418	99.022	94.447	59.381	84.157

**Event:** NJMP RTI Event Test  
**Track:** New Jersey Motorsports Park  
**Report:** Section Data Report  
**Session:** USF2000 Test Session 2

2.14 mile(s)



**USF2000 Championship**  
**August 27, 2021**

**Section Data for Car 44 - Brooks, Christian**

Lap	T/S I3 to SF	SF to I1	I1 to I2	I2 to I3	Lap	
1	T	14.0849	21.7606	18.6149	26.3802	80.8406
	S	111.047	100.515	94.792	82.965	95.299
2	T	13.9000	21.5935	18.4258	26.1927	80.1120
	S	112.525	101.293	95.765	83.559	96.165
3	T	13.9063	21.6182	18.4103	26.1386	80.0734
	S	112.474	101.177	95.846	83.732	96.212
4	T	13.8921	21.5993	18.4581	26.2387	80.1882
	S	112.589	101.266	95.597	83.413	96.074
5	T	13.8641	23.1206	20.6108	28.8959	86.4914
	S	112.816	94.603	85.613	75.742	89.072
6	T			22.9632	30.2015	378.2527
	S			76.842	72.468	20.367
7	T	13.8803	21.3505	18.2873	25.7443	79.2624
	S	112.684	102.446	96.490	85.014	97.196
8	T	13.8900	21.1810	18.2963	25.8775	79.2448
	S	112.606	103.266	96.443	84.577	97.218
9	T	13.8691	21.1269	18.2552	25.9769	79.2281
	S	112.775	103.530	96.660	84.253	97.238
10	T	13.8352	24.7471	22.8998	32.0479	93.5300
	S	113.052	88.385	77.055	68.293	82.369
11	T			23.8998	35.5307	495.1992
	S			73.831	61.598	15.557
12	T	14.0728	21.4725	18.2695	26.1648	79.9796
	S	111.143	101.864	96.584	83.648	96.325
13	T	13.8061	21.4101	18.3394	26.2723	79.8279
	S	113.290	102.161	96.216	83.306	96.508
14	T	13.8712	22.2323	19.0500	27.3858	82.5393
	S	112.758	98.383	92.627	79.919	93.337

Event: NJMP RTI Event Test  
 Track: New Jersey Motorsports Park  
 Report: Section Data Report  
 Session: USF2000 Test Session 2

2.14 mile(s)



USF2000 Championship  
 August 27, 2021

Section Data for Car 5 - Kohlbecker, Spike (R)

Lap	T/S I3 to SF	SF to I1	I1 to I2	I2 to I3	Lap	
1	T	13.8953	21.6336	18.2637	25.8994	79.6920
	S	112.563	101.105	96.615	84.505	96.672
2	T	13.8195	21.2589	18.0867	25.6757	78.8408
	S	113.180	102.887	97.560	85.242	97.716
3	T	13.7923	21.2609	18.2199	25.8106	79.0837
	S	113.403	102.878	96.847	84.796	97.416
4	T	13.7369	21.4465	18.4326	26.5037	80.1197
	S	113.861	101.987	95.730	82.579	96.156
5	T			18.9004	26.2401	1352.4146
	S			93.360	83.408	5.696
6	T	13.9721	21.6259	18.5206	26.2126	80.3312
	S	111.944	101.141	95.275	83.496	95.903
7	T	13.9644	21.3740	18.3852	26.0950	79.8186
	S	112.006	102.333	95.976	83.872	96.519
8	T	13.9303	21.5843	18.3108	26.2258	80.0512
	S	112.280	101.336	96.366	83.454	96.238
9	T	13.8968	21.5122	18.3289	26.2663	80.0042
	S	112.550	101.676	96.271	83.325	96.295
10	T	13.8577	21.4888	18.4443	26.3094	80.1002
	S	112.868	101.787	95.669	83.188	96.180
11	T	13.8381	21.5700	18.6476	27.2847	81.3404
	S	113.028	101.403	94.626	80.215	94.713
12	T			18.6852	26.4797	529.4560
	S			94.435	82.653	14.551
13	T	13.9262	21.5673	18.4806	26.6948	80.6689
	S	112.313	101.416	95.481	81.987	95.501
14	T	13.8961	21.4734	18.4295	26.2828	80.0818
	S	112.556	101.860	95.746	83.273	96.202
15	T	13.8009	21.5835	18.4357	26.5775	80.3976
	S	113.333	101.340	95.714	82.349	95.824
16	T	13.7720	21.6819	18.4824	26.4666	80.4029
	S	113.570	100.880	95.472	82.694	95.817
17	T	13.7438	22.0019	18.6945	26.7238	81.1640
	S	113.803	99.413	94.388	81.898	94.919
18	T	13.7815	21.9392	20.2456	27.3088	83.2751
	S	113.492	99.697	87.157	80.144	92.513
19	T	13.8910	21.5869	18.3286	26.3455	80.1520
	S	112.597	101.324	96.273	83.074	96.117

**Event:** NJMP RTI Event Test  
**Track:** New Jersey Motorsports Park  
**Report:** Section Data Report  
**Session:** USF2000 Test Session 2

2.14 mile(s)



**USF2000 Championship**  
**August 27, 2021**

**Section Data for Car 5 - Kohlbecker, Spike (R)**

Lap	T/S	I3 to SF	SF to I1	I1 to I2	I2 to I3	Lap
20	T	13.8322	21.7913	18.6506	26.6237	80.8978
	S	113.076	100.374	94.611	82.206	95.231
21	T	13.7785	23.2134	18.6278	26.5182	82.1379
	S	113.517	94.225	94.726	82.533	93.793



Event: NJMP RTI Event Test  
 Track: New Jersey Motorsports Park  
 Report: Section Data Report  
 Session: USF2000 Test Session 2

2.14 mile(s)



USF2000 Championship  
 August 27, 2021

Section Data for Car 6 - Garg, Bijoy

Lap	T/S	I3 to SF	SF to I1	I1 to I2	I2 to I3	Lap
1	T	14.1095	22.2139	19.0635	26.9152	82.3021
	S	110.854	98.464	92.561	81.316	93.606
2	T	14.0076	22.0881	18.8066	26.7400	81.6423
	S	111.660	99.025	93.826	81.849	94.363
3	T	13.9247	22.0622	18.7191	26.7359	81.4419
	S	112.325	99.141	94.264	81.861	94.595
4	T	13.9433	22.1054	18.8117	26.7789	81.6393
	S	112.175	98.947	93.800	81.730	94.366
5	T	14.0704	22.0837	18.8259	26.7874	81.7674
	S	111.162	99.045	93.730	81.704	94.218
6	T			22.6703	30.8036	313.4183
	S			77.835	71.051	24.581
7	T	13.8936	21.7174	18.5050	26.0384	80.1544
	S	112.576	100.715	95.355	84.054	96.114
8	T	13.8965	21.8686	18.5842	25.9019	80.2512
	S	112.553	100.019	94.949	84.497	95.999
9	T	13.8809	21.4682	18.3113	25.9934	79.6538
	S	112.679	101.884	96.364	84.200	96.719
10	T	13.8431	21.5468	18.7664	26.0227	80.1790
	S	112.987	101.513	94.027	84.105	96.085
11	T	13.9025	21.6448	18.5216	26.0290	80.0979
	S	112.504	101.053	95.270	84.085	96.182
12	T	13.8716	25.3571	20.9069	30.0815	90.2171
	S	112.755	86.259	84.400	72.757	85.394
13	T			20.6675	28.7636	541.6509
	S			85.378	76.090	14.223
14	T	14.1113	21.7806	18.4914	26.2551	80.6384
	S	110.840	100.423	95.425	83.360	95.538
15	T	13.8719	21.6644	18.4762	26.2654	80.2779
	S	112.752	100.962	95.504	83.328	95.967
16	T	13.9060	21.6253	18.3828	26.1604	80.0745
	S	112.476	101.144	95.989	83.662	96.210
17	T	13.8431	21.5920	18.5330	26.2802	80.2483
	S	112.987	101.300	95.211	83.281	96.002
18	T	13.8324	22.0314	18.5168	27.8435	82.2241
	S	113.074	99.280	95.294	78.605	93.695
19	T			19.5944	26.5472	619.1830
	S			90.054	82.443	12.442

**Event:** NJMP RTI Event Test  
**Track:** New Jersey Motorsports Park  
**Report:** Section Data Report  
**Session:** USF2000 Test Session 2

2.14 mile(s)



**USF2000 Championship**  
**August 27, 2021**

**Section Data for Car 6 - Garg, Bijoy**

Lap	T/S	I3 to SF	SF to I1	I1 to I2	I2 to I3	Lap
20	T	13.9292	21.8871	18.5376	26.4176	80.7715
	S	112.289	99.934	95.187	82.848	95.380
21	T	13.8708	21.7042	18.4369	27.6559	81.6678
	S	112.761	100.776	95.707	79.138	94.333
22	T	14.2585			26.8957	87.5986
	S	109.695			81.375	87.947
23	T	13.9277	26.3149	22.8442	30.2406	93.3274
	S	112.301	83.119	77.243	72.374	82.548

**Event:** NJMP RTI Event Test  
**Track:** New Jersey Motorsports Park  
**Report:** Section Data Report  
**Session:** USF2000 Test Session 2

2.14 mile(s)



**USF2000 Championship**  
**August 27, 2021**

**Section Data for Car 63 - Burke, Trey (R)**

Lap	T/S	I3 to SF	SF to I1	I1 to I2	I2 to I3	Lap
1	T	13.9816	21.9876	18.6251	26.7888	81.3831
	S	111.868	99.478	94.740	81.700	94.663
2	T	13.9333	21.8923	18.8388	27.0252	81.6896
	S	112.256	99.911	93.665	80.985	94.308
3	T	13.9356	22.0638	18.6269	26.8538	81.4801
	S	112.237	99.134	94.731	81.502	94.551
4	T	13.9299	21.6355	18.4389	26.8112	80.8155
	S	112.283	101.096	95.697	81.631	95.328
5	T	13.9196	21.6757	18.5510	26.6638	80.8101
	S	112.366	100.909	95.119	82.083	95.335
6	T	13.9548	21.8733	18.7069	26.9167	81.4517
	S	112.083	99.997	94.326	81.311	94.584
7	T			19.6823	26.8902	378.0104
	S			89.651	81.392	20.380
8	T	13.9592	21.8191	18.5968	26.8449	81.2200
	S	112.047	100.246	94.884	81.529	94.853
9	T	13.9062	22.0000	18.7624	27.1771	81.8457
	S	112.474	99.421	94.047	80.532	94.128
10	T	13.9500	21.6390	18.7505	27.0041	81.3436
	S	112.121	101.080	94.107	81.048	94.709
11	T	14.0011	21.8381	19.0005	27.4613	82.3010
	S	111.712	100.159	92.868	79.699	93.608
12	T			18.7530	27.7388	107.6976
	S			94.094	78.902	71.534
13	T	14.8672	22.2142	19.6380	31.4065	88.1259
	S	105.204	98.463	89.854	69.687	87.420
14	T	15.3398	22.6143	18.6326	26.9171	83.5038
	S	101.963	96.721	94.702	81.310	92.259
15	T	13.9600	22.0500	19.7752	27.1278	82.9130
	S	112.041	99.196	89.230	80.679	92.917
16	T	13.9365	21.7817	18.6415	26.8800	81.2397
	S	112.230	100.418	94.657	81.422	94.830
17	T	14.0348	21.7144	18.6966	27.0040	81.4498
	S	111.444	100.729	94.378	81.049	94.586

Event: NJMP RTI Event Test  
 Track: New Jersey Motorsports Park  
 Report: Section Data Report  
 Session: USF2000 Test Session 2

2.14 mile(s)



USF2000 Championship  
 August 27, 2021

Section Data for Car 9 - Vodanovich, Peter (R)

Lap	T/S	I3 to SF	SF to I1	I1 to I2	I2 to I3	Lap
1	T	14.0157	22.6294	18.8861	27.2952	82.8264
	S	111.596	96.656	93.431	80.184	93.014
2	T	14.0015	22.2452	18.9442	27.1898	82.3807
	S	111.709	98.326	93.144	80.495	93.517
3	T	14.0179	22.0131	18.6189	26.8729	81.5228
	S	111.578	99.362	94.772	81.444	94.501
4	T			19.2216	26.6675	603.7814
	S			91.800	82.071	12.760
5	T	13.9619	21.8073	18.4391	26.3002	80.5085
	S	112.026	100.300	95.696	83.217	95.692
6	T	13.9432	21.5290	18.3645	26.2265	80.0632
	S	112.176	101.597	96.085	83.451	96.224
7	T	13.9784	21.8129	18.3896	26.1147	80.2956
	S	111.893	100.274	95.953	83.809	95.945
8	T	13.9337	22.8415	18.5298	26.6631	81.9681
	S	112.252	95.759	95.227	82.085	93.988
9	T	14.0057	21.7232	18.4995	26.5122	80.7406
	S	111.675	100.688	95.383	82.552	95.417
10	T	13.9267	22.2009	18.9131	27.3058	82.3465
	S	112.309	98.522	93.298	80.153	93.556
11	T			19.1282	26.7468	586.6059
	S			92.248	81.828	13.133
12	T	13.9978	21.5816	18.4362	26.3473	80.3629
	S	111.738	101.349	95.711	83.069	95.865
13	T	13.9019	21.6610	18.6490	26.9459	81.1578
	S	112.509	100.977	94.619	81.223	94.926
14	T	13.9491	21.8555	18.5412	27.7007	82.0465
	S	112.128	100.079	95.169	79.010	93.898
15	T	13.9288	21.8024	19.8137	34.1272	89.6721
	S	112.292	100.323	89.057	64.132	85.913
16	T			19.5697	26.8428	520.3606
	S			90.167	81.535	14.805
17	T	13.9613	21.7942	18.5096	26.5807	80.8458
	S	112.030	100.360	95.331	82.339	95.293
18	T	13.8780	22.1016	18.5956	27.1676	81.7428
	S	112.703	98.964	94.890	80.561	94.247
19	T	14.0284	23.0171	19.0531	31.7756	87.8742
	S	111.495	95.028	92.612	68.878	87.671

**Event:** NJMP RTI Event Test  
**Track:** New Jersey Motorsports Park  
**Report:** Section Data Report  
**Session:** USF2000 Test Session 2

2.14 mile(s)



**USF2000 Championship**  
**August 27, 2021**

**Section Data for Car 9 - Vodanovich, Peter (R)**

Lap	T/S	I3 to SF	SF to I1	I1 to I2	I2 to I3	Lap
20	T	14.0485	22.2747	18.9613	26.7675	82.0520
	S	111.335	98.195	93.060	81.765	93.892
21	T	13.9350	21.8514	18.7473	27.1077	81.6414
	S	112.242	100.098	94.123	80.739	94.364

**Event:** NJMP RTI Event Test  
**Track:** New Jersey Motorsports Park  
**Report:** Section Data Report  
**Session:** USF2000 Test Session 2

2.14 mile(s)



**USF2000 Championship**  
**August 27, 2021**

**Section Data for Car 91 - Frazer, Billy (R)**

Lap	T/S I3 to SF	SF to I1	I1 to I2	I2 to I3	Lap	
1	T	14.0693	22.0100	18.8822	26.9817	81.9432
	S	111.170	99.376	93.450	81.116	94.016
2	T	14.0514	21.7531	18.8627	26.8827	81.5499
	S	111.312	100.550	93.547	81.414	94.470
3	T	14.0728	21.6347	18.6886	26.6730	81.0691
	S	111.143	101.100	94.418	82.054	95.030
4	T	14.0404	21.6915	18.7142	27.1477	81.5938
	S	111.399	100.835	94.289	80.620	94.419
5	T			23.1009	30.8769	419.0967
	S			76.384	70.883	18.382
6	T	14.0553	21.5402	19.2798	26.1452	81.0205
	S	111.281	101.544	91.523	83.711	95.087
7	T	13.9454	21.3259	18.3677	25.9553	79.5943
	S	112.158	102.564	96.068	84.323	96.791
8	T	13.8942	21.2157	18.3608	29.7078	83.1785
	S	112.571	103.097	96.104	73.672	92.620
9	T			21.2034	29.2589	505.3102
	S			83.220	74.802	15.246
10	T	14.1583	21.6603	18.4996	26.1822	80.5004
	S	110.472	100.981	95.383	83.593	95.701
11	T	13.9257	21.2784	18.4150	26.3550	79.9741
	S	112.317	102.793	95.821	83.044	96.331
12	T	13.9329	21.3005	18.4225	26.1762	79.8321
	S	112.259	102.686	95.782	83.612	96.503
13	T	13.9859	21.3326	18.5741	26.6238	80.5164
	S	111.833	102.532	95.000	82.206	95.682
14	T			20.2812	28.9302	388.9242
	S			87.004	75.652	19.808
15	T	13.9668	21.4961	18.5861	36.8982	90.9472
	S	111.986	101.752	94.939	59.316	84.708

Event: NJMP RTI Event Test  
 Track: New Jersey Motorsports Park  
 Report: Section Data Report  
 Session: USF2000 Test Session 2

2.14 mile(s)



USF2000 Championship  
 August 27, 2021

Section Data for Car 99 - Rowe, Myles (R)

Lap	T/S	I3 to SF	SF to I1	I1 to I2	I2 to I3	Lap
1	T	14.0292	22.1824	18.7743	26.7577	81.7436
	S	111.488	98.604	93.987	81.795	94.246
2	T	13.9543	22.1313	18.7248	26.8587	81.6691
	S	112.087	98.832	94.236	81.487	94.332
3	T	13.9421	21.8934	18.5932	26.4469	80.8756
	S	112.185	99.906	94.903	82.756	95.257
4	T	13.9370	21.8302	18.5715	26.4716	80.8103
	S	112.226	100.195	95.014	82.679	95.334
5	T	13.9138	21.7999	18.5992	26.5411	80.8540
	S	112.413	100.334	94.872	82.462	95.283
6	T	13.9336	21.7117	18.5351	26.4754	80.6558
	S	112.253	100.742	95.200	82.667	95.517
7	T	13.8997	21.7011	18.8559	27.4050	81.8617
	S	112.527	100.791	93.581	79.863	94.110
8	T			19.2056	26.4195	325.1947
	S			91.877	82.842	23.690
9	T	13.8703	21.4086	18.2190	25.8904	79.3883
	S	112.765	102.168	96.852	84.535	97.042
10	T	13.7991	21.5589	18.2319	33.2271	86.8170
	S	113.347	101.456	96.783	65.869	88.738
11	T	13.9434	21.3415	18.2650	25.7941	79.3440
	S	112.174	102.489	96.608	84.850	97.096
12	T	13.8668	21.3519	18.2191	26.0144	79.4522
	S	112.794	102.439	96.851	84.132	96.964
13	T	13.8668	21.3397	18.2042	26.0279	79.4386
	S	112.794	102.498	96.931	84.088	96.981
14	T	13.8570	21.2934	18.2809	26.0906	79.5219
	S	112.874	102.721	96.524	83.886	96.879
15	T			19.0187	29.0451	891.3261
	S			92.779	75.353	8.643
16	T			18.6778	26.4437	524.4103
	S			94.473	82.766	14.691
17	T	13.9889	21.7618	18.5126	26.3394	80.6027
	S	111.809	100.510	95.316	83.094	95.580
18	T	13.9011	21.6191	19.1033	26.8235	81.4470
	S	112.516	101.173	92.369	81.594	94.589
19	T	13.8953	21.5845	18.5904	27.0721	81.1423
	S	112.563	101.335	94.917	80.845	94.944

**Event:** NJMP RTI Event Test  
**Track:** New Jersey Motorsports Park  
**Report:** Section Data Report  
**Session:** USF2000 Test Session 2

2.14 mile(s)



**USF2000 Championship**  
**August 27, 2021**

**Section Data for Car 99 - Rowe, Myles (R)**

Lap	T/S I3 to SF	SF to I1	I1 to I2	I2 to I3	Lap	
20	T	14.0467	21.6185	18.6052	26.6914	80.9618
	S	111.349	101.176	94.842	81.998	95.156
21	T	13.9373	21.5023	18.3725	26.4207	80.2328
	S	112.223	101.723	96.043	82.838	96.021
22	T	13.8868	22.0392	18.3313	26.2647	80.5220
	S	112.631	99.245	96.259	83.330	95.676
23	T	13.9568	21.9882	18.5087	26.3060	80.7597
	S	112.067	99.475	95.336	83.199	95.394
24	T	13.9149	21.6389	18.4126	26.3013	80.2677
	S	112.404	101.081	95.834	83.214	95.979
25	T	13.9579	21.5014	18.3937	26.3550	80.2080
	S	112.058	101.727	95.932	83.044	96.050



**Event:** NJMP RTI Event Test  
**Track:** New Jersey Motorsports Park  
**Report:** Section Data Report  
**Session:** USF2000 Test Session 2

2.14 mile(s)








**USF2000 Championship**  
**August 27, 2021**

Section Data for Car

Report Support Information

Section Legend	
Name	Length
I3 to SF	0.434470 miles
SF to I1	0.607576 miles
I1 to I2	0.490152 miles
I2 to I3	0.607955 miles
Lap	2.140000 miles
SFP to I1	0.607576 miles
I3 to SFP	0.434470 miles

Color Legend	
	Fastest Lap
	Section Under Caution
	Section Under Green
	Section Time Data
	Section Speed Data

