

Event: Chris Griffis Memorial OT - USF2000  
Track: Indianapolis Motor Speedway RC  
Report: Section Data Report  
Session: Test Session 2

2.439 mile(s)



USF2000 Championship  
October 19, 2019

Section Data for Car 11 - Porto, Kiko (R)

Lap	T/SF to I1	I1 to I2	I2 to I3A	I3A to I4	I5 to I6	I6 to I8	I8 to SF	Lap	
1	T	6.6675	10.7716	4.2510	19.0468	8.1696	13.8506	13.6902	89.4849
	S	137.233	84.503	91.904	108.393	90.385	90.380	105.782	98.122
2	T	6.6799	10.1751	4.0999	18.6298	8.0380	13.7027	13.6612	87.2242
	S	136.978	89.456	95.291	110.820	91.865	91.356	106.007	100.665
3	T	6.6394	10.1421	4.0563	18.6080	8.0092	13.7264	13.6262	86.9553
	S	137.814	89.747	96.315	110.949	92.195	91.198	106.279	100.976
4	T	6.6311	10.1212	4.0351	18.6738	8.0157	13.6985	13.6846	87.0496
	S	137.986	89.933	96.821	110.558	92.120	91.384	105.826	100.867
5	T	6.6264	10.0972	4.0865	19.7718	8.0684	18.5390	13.7188	93.5312
	S	138.084	90.147	95.603	104.419	91.519	67.524	105.562	93.877
6	T	6.6367	10.1232	4.0697	18.6270	8.0781	13.6131	13.8368	87.0706
	S	137.870	89.915	95.998	110.836	91.409	91.957	104.662	100.842
7	T	6.6495	10.2141	4.0367	18.5410	8.0338	13.6163	13.6794	86.8748
	S	137.604	89.115	96.782	111.350	91.913	91.935	105.866	101.070
8	T	6.6295	10.1161	4.0305	18.5507	8.0504	13.5330	13.6851	86.7087
	S	138.019	89.978	96.931	111.292	91.723	92.501	105.822	101.263
9	T	6.6100	10.0353	4.0654	18.6309	8.0634	13.6787	13.6420	86.7711
	S	138.427	90.703	96.099	110.813	91.575	91.516	106.156	101.190
10	T	6.6057	10.0232	4.0719	18.5404	8.0142			103.7724
	S	138.517	90.812	95.946	111.354	92.138			84.612
11	T			4.8577	22.1127	8.7655	15.1973	14.1991	371.4388
	S			80.425	93.365	84.240	82.371	101.991	23.639
12	T	6.7460	11.1823	4.1784	19.1439	8.3546	14.5118	13.7930	90.9290
	S	135.636	81.399	93.500	107.844	88.384	86.262	104.994	96.563
13	T	6.6903	13.7501	7.6120	28.4104	10.8839			139.0787
	S	136.765	66.198	51.324	72.669	67.844			63.133
14	T			4.4455	19.5340	8.1371	14.0986	13.6464	293.0327
	S			87.883	105.690	90.746	88.790	106.122	29.964
15	T	6.6496	10.0375	4.0553	18.3220	7.9392	13.3945	13.5991	86.0666
	S	137.602	90.683	96.339	112.681	93.008	93.458	106.491	102.019
16	T	6.6540	9.9775	4.0051	18.3664	7.8964	13.3604	13.6093	85.7623
	S	137.511	91.228	97.546	112.409	93.512	93.696	106.411	102.381
17	T	6.6435	9.9178	4.0030	18.3238	7.9316	13.3636	13.5782	85.5843
	S	137.729	91.777	97.597	112.670	93.097	93.674	106.655	102.594
18	T	6.6421	10.0287	3.9885	18.3617	7.9169	13.4103	13.5621	85.7383
	S	137.758	90.762	97.952	112.438	93.270	93.348	106.782	102.409
19	T	6.6239	9.8467	4.0084	18.3625	8.0214	13.7669	13.5762	86.1982
	S	138.136	92.440	97.466	112.433	92.055	90.930	106.671	101.863

Event: Chris Griffis Memorial OT - USF2000

Track: Indianapolis Motor Speedway RC

2.439 mile(s)



Report: Section Data Report

USF2000 Championship

Session: Test Session 2

October 19, 2019

Section Data for Car 11 - Porto, Kiko (R)

Lap	T/SF to I1	I1 to I2	I2 to I3A	I3A to I4	I5 to I6	I6 to I8	I8 to SF	Lap	
20	T	6.5633	10.1520	4.0397	18.5398	7.9464	19.3766	13.5424	93.6976
	S	139.412	89.660	96.711	111.357	92.924	64.605	106.937	93.710
21	T	6.6448	9.9299	4.0049	18.4021	7.8918	13.5102	13.5124	85.7562
	S	137.702	91.665	97.551	112.191	93.567	92.657	107.174	102.388
22	T	6.5767	10.0209	4.0189	18.4658	9.2685	14.6729	13.6203	88.6918
	S	139.128	90.833	97.211	111.804	79.669	85.315	106.325	98.999
23	T	6.6529	9.9105	4.0215	18.3904	7.9335	13.4368	13.6226	85.7862
	S	137.534	91.845	97.148	112.262	93.075	93.163	106.307	102.352
24	T	6.6392	9.9387	3.9949	18.5408	8.2255			
	S	137.818	91.584	97.795	111.351	89.771			

Event: Chris Griffis Memorial OT - USF2000  
Track: Indianapolis Motor Speedway RC  
Report: Section Data Report  
Session: Test Session 2

2.439 mile(s)



USF2000 Championship  
October 19, 2019

Section Data for Car 21 - Sundaramoorthy, Yuven

Lap	T/SF to I1	I1 to I2	I2 to I3A	I3A to I4	I5 to I6	I6 to I8	I8 to SF	Lap	
1	T	6.7774	10.2710	4.0777	18.7232	7.9882	13.6603	13.6539	87.3337
	S	135.008	88.621	95.809	110.267	92.437	91.639	106.064	100.539
2	T	6.7227	9.8560	4.0559	18.6220	8.0807	13.6704	13.5935	86.5457
	S	136.106	92.353	96.324	110.866	91.379	91.571	106.535	101.454
3	T	6.7022	10.0121	3.9861	18.8020	7.9328	13.6764	13.6424	86.7336
	S	136.522	90.913	98.011	109.805	93.083	91.531	106.153	101.234
4	T	6.7137	9.9956	4.0107	18.5848	7.8862	13.4614	13.6627	86.1127
	S	136.288	91.063	97.410	111.088	93.633	92.993	105.995	101.964
5	T	6.7118	10.0305	4.0716	18.5717	7.8865	13.5474	13.6364	86.4286
	S	136.327	90.746	95.953	111.166	93.630	92.403	106.200	101.591
6	T	6.7093	9.9256	4.0142	18.5561	7.8490	13.5188	13.9028	86.3981
	S	136.378	91.705	97.325	111.260	94.077	92.598	104.165	101.627
7	T	6.7128	9.9124	3.9837	18.6567	7.9141	13.5852	13.5876	86.2825
	S	136.307	91.827	98.070	110.660	93.303	92.146	106.581	101.763
8	T	6.7087	9.9861	4.0378	18.6013	8.1629	13.6509	13.5950	86.6434
	S	136.390	91.149	96.756	110.989	90.459	91.702	106.523	101.340
9	T	6.6891	10.1363	4.0496	18.6031	7.9803	13.5546	13.6111	86.4665
	S	136.790	89.799	96.474	110.979	92.529	92.354	106.397	101.547
10	T	6.6565	9.9433	3.9839	18.5409	7.9184	13.6318	13.8762	86.5322
	S	137.460	91.542	98.065	111.351	93.252	91.831	104.364	101.470
11	T	6.7016	9.9359	4.1083	18.5865	11.8378	16.1041	13.7162	92.9539
	S	136.535	91.610	95.096	111.078	62.377	77.733	105.582	94.460
12	T	6.6948	9.9791	4.0177	18.7541	7.9887	13.7129	13.6359	86.7720
	S	136.673	91.213	97.240	110.085	92.432	91.288	106.204	101.189
13	T	6.7180	10.0087	4.0000	18.5796	7.9923	13.6392	13.5787	86.4177
	S	136.201	90.944	97.670	111.119	92.390	91.781	106.651	101.604
14	T	6.6840	10.5635	4.0469	18.7587	8.3057			101.9920
	S	136.894	86.167	96.539	110.058	88.904			86.089
15	T			4.5748	19.8183	8.4158	14.1511	13.7433	425.6861
	S			85.399	104.174	87.741	88.461	105.374	20.626
16	T	6.7402	10.1453	4.0662	18.4532	8.0090	13.4356	13.6836	86.4461
	S	135.753	89.719	96.080	111.880	92.197	93.172	105.833	101.571
17	T	6.7191	9.8856	3.9793	18.3688	7.7872	13.4362	13.5702	85.5030
	S	136.179	92.076	98.179	112.394	94.823	93.168	106.718	102.691
18	T	6.7136	9.8031	3.9879	18.5814	7.7897	13.3192	13.5589	85.5543
	S	136.291	92.851	97.967	111.108	94.793	93.986	106.807	102.630
19	T	6.7029	9.8902	3.9994	18.3723	8.0876	13.5675	13.6085	86.0022
	S	136.508	92.033	97.685	112.373	91.301	92.266	106.417	102.095

**Event:** Chris Griffis Memorial OT - USF2000  
**Track:** Indianapolis Motor Speedway RC  
**Report:** Section Data Report  
**Session:** Test Session 2

2.439 mile(s)



**USF2000 Championship**  
**October 19, 2019**

**Section Data for Car 21 - Sundaramoorthy, Yuven**

Lap	T/SF to I1	I1 to I2	I2 to I3A	I3A to I4	I5 to I6	I6 to I8	I8 to SF	Lap	
20	T	6.6902	9.8468	4.0056	18.5330	7.9452	13.3773	13.5921	85.8765
	S	136.767	92.439	97.534	111.398	92.938	93.578	106.546	102.245
21	T	6.6905	10.0038	4.0899	18.7299	7.8530	13.5464	13.6030	86.3579
	S	136.761	90.988	95.524	110.227	94.029	92.410	106.460	101.675
22	T	6.6958			19.0460	7.8465	13.6348	13.5716	96.3967
	S	136.653			108.398	94.107	91.811	106.707	91.086
23	T	6.7043	9.9677	3.9830	18.5629	7.9068	13.4057	13.8425	86.2871
	S	136.480	91.318	98.087	111.219	93.389	93.380	104.619	101.758
24	T	6.6767	10.1719	4.0245	18.5363	7.9587	13.5811	13.6114	86.5471
	S	137.044	89.484	97.076	111.379	92.780	92.174	106.395	101.452
25	T	6.7217	9.9756	4.0126	18.4927	7.8575	13.4269	13.6598	85.8349
	S	136.126	91.245	97.364	111.641	93.975	93.232	106.018	102.294
26	T	6.7076	10.0641	4.0645	18.5347	7.9582			
	S	136.412	90.443	96.121	111.388	92.786			

Event: Chris Griffis Memorial OT - USF2000

Track: Indianapolis Motor Speedway RC

2.439 mile(s)



Report: Section Data Report

USF2000 Championship

Session: Test Session 2

October 19, 2019

Section Data for Car 22 - Bouthoorn, Rick (R)

Lap	T/SF to I1	I1 to I2	I2 to I3A	I3A to I4	I5 to I6	I6 to I8	I8 to SF	Lap	
1	T	6.7297	10.4840	4.0339	18.8048	8.1294	14.0549	13.5050	88.3763
	S	135.964	86.821	96.850	109.788	90.832	89.066	107.233	99.352
2	T	6.7028	10.3650	4.0048	18.7098	7.9237	13.7552	13.4946	87.1606
	S	136.510	87.817	97.553	110.346	93.190	91.007	107.316	100.738
3	T	6.6785	10.1448	3.9600	18.5954	7.9644	13.6304	13.4720	86.5200
	S	137.007	89.724	98.657	111.025	92.714	91.840	107.496	101.484
4	T	6.6918	9.9529	3.9381	18.5909	8.1876	13.7496	13.4728	86.3392
	S	136.735	91.453	99.206	111.051	90.186	91.044	107.489	101.697
5	T	6.6967	9.9869	3.9397	18.5627	7.9207	13.6393	13.4635	86.0886
	S	136.634	91.142	99.165	111.220	93.225	91.780	107.564	101.993
6	T	6.7031	10.0187	3.9326	18.5371	8.0354	13.6886	13.5689	86.1705
	S	136.504	90.853	99.344	111.374	91.895	91.450	106.728	101.896
7	T	6.6983	10.0428	3.9482	18.5368	8.0392	13.7680	13.4449	86.1424
	S	136.602	90.635	98.952	111.376	91.851	90.922	107.712	101.929
8	T	6.6780	10.0513	3.9666	18.6484	8.0715	13.9717	13.4407	86.5203
	S	137.017	90.558	98.493	110.709	91.484	89.597	107.746	101.484
9	T	6.6347	10.0411	3.9555	18.5270	8.5694	14.0681	13.4181	87.4427
	S	137.911	90.650	98.769	111.434	86.168	88.983	107.927	100.413
10	T	6.6890	10.0482	3.9423	18.6583	8.0552	13.6514	13.4651	86.2524
	S	136.792	90.586	99.100	110.650	91.669	91.699	107.551	101.799
11	T	6.6960	10.0295	3.9488	18.8122	8.1485	14.1817	13.5688	87.2250
	S	136.649	90.755	98.937	109.745	90.619	88.270	106.729	100.664
12	T	6.7079	10.0923	3.9792	18.6507	8.0685	13.6982	13.5616	86.3666
	S	136.406	90.190	98.181	110.695	91.518	91.386	106.785	101.664
13	T	6.7061	39.3179	4.3085	19.8706	8.3029	14.0777	13.6023	118.5806
	S	136.443	23.150	90.677	103.900	88.934	88.922	106.466	74.046
14	T	6.6959	10.4048	3.9918	18.7295	8.1091			101.0621
	S	136.651	87.481	97.871	110.230	91.059			86.881
15	T			4.4173	20.7059	8.7326	14.6825	13.6073	378.7808
	S			88.444	99.708	84.558	85.259	106.427	23.181
16	T	6.7200	10.7026	4.1656	18.7816	8.1461	14.0722	13.4675	88.2504
	S	136.161	85.047	93.788	109.924	90.646	88.957	107.532	99.494
17	T	6.6721	10.0129	3.9461	18.3494	7.9447	13.7036	13.4088	85.8730
	S	137.138	90.905	99.005	112.513	92.944	91.350	108.002	102.249
18	T	6.6856	9.8766	3.9416	18.3814	7.8999	13.5639	13.4940	85.4283
	S	136.861	92.160	99.118	112.317	93.471	92.290	107.320	102.781
19	T	6.6513	10.1929	3.9416	18.4218	8.0658	13.5400	13.4386	85.7585
	S	137.567	89.300	99.118	112.071	91.548	92.453	107.763	102.385

**Event:** Chris Griffis Memorial OT - USF2000  
**Track:** Indianapolis Motor Speedway RC  
**Report:** Section Data Report  
**Session:** Test Session 2

2.439 mile(s)



**USF2000 Championship**  
**October 19, 2019**

**Section Data for Car 22 - Bouthoorn, Rick (R)**

Lap	T/SF to I1	I1 to I2	I2 to I3A	I3A to I4	I5 to I6	I6 to I8	I8 to SF	Lap
20	T	6.6378	9.9194	4.0258	18.3738	8.0571	13.8280	86.0704
	S	137.847	91.762	97.045	112.364	91.647	90.528	102.014
21	T	6.6597	9.9438	3.9509	18.5024	8.1781	14.1540	86.6574
	S	137.394	91.537	98.884	111.583	90.291	88.443	101.323
22	T	6.7084	10.0966	3.9027	19.0553	7.9633	14.0334	87.1783
	S	136.396	90.152	100.106	108.345	92.727	89.203	100.718
23	T	6.7016	10.0518	3.9373	18.7133	8.0038	13.8481	86.4854
	S	136.535	90.554	99.226	110.325	92.257	90.396	101.525
24	T	6.7143	10.0336	3.9468	18.4742	30.7661		127.8665
	S	136.276	90.718	98.987	111.753	24.001		68.668
25	T							243.5664
	S							36.049

Event: Chris Griffis Memorial OT - USF2000  
 Track: Indianapolis Motor Speedway RC  
 Report: Section Data Report  
 Session: Test Session 2

2.439 mile(s)



USF2000 Championship  
 October 19, 2019

Section Data for Car 3 - Gold, Reece

Lap	T/SF to I1	I1 to I2	I2 to I3A	I3A to I4	I5 to I6	I6 to I8	I8 to SF	Lap	
1	T	6.6724	10.5324	4.1926	18.6726	8.2028	13.6030	13.6382	88.0238
	S	137.132	86.422	93.184	110.566	90.019	92.025	106.186	99.750
2	T	6.6215	10.3179	4.1399	18.7248	8.1336	13.4613	13.7669	87.3897
	S	138.186	88.218	94.370	110.257	90.785	92.994	105.193	100.474
3	T	6.6430	10.1959	4.0614	18.7140	8.0413	13.4708	13.7502	86.9926
	S	137.739	89.274	96.194	110.321	91.827	92.928	105.321	100.933
4	T	6.6351	10.1685	4.0887	18.6265	7.9718	13.4640	13.7224	86.7552
	S	137.903	89.514	95.552	110.839	92.628	92.975	105.534	101.209
5	T	6.6216	10.0233	4.1125	18.6965	8.0325	13.4407	13.8898	86.7213
	S	138.184	90.811	94.999	110.424	91.928	93.136	104.262	101.248
6	T	6.6184	10.0382	4.0928	18.5886	8.0316	13.4010	13.7548	86.4978
	S	138.251	90.676	95.456	111.065	91.938	93.412	105.286	101.510
7	T	6.6355	10.0956	4.1246	18.6104	8.0141	13.5321	13.6472	89.1717
	S	137.895	90.161	94.720	110.935	92.139	92.507	106.116	98.466
8	T	6.5569	10.0128	4.0495	18.7116	8.0201	13.7113	13.6901	86.7432
	S	139.548	90.906	96.477	110.335	92.070	91.298	105.783	101.223
9	T	6.6265	10.1232	4.0813	18.5986	8.0191	13.5607	13.7089	86.7609
	S	138.082	89.915	95.725	111.005	92.081	92.312	105.638	101.202
10	T	6.6165	10.0414	4.0643	18.5710	8.1540			1181.8339
	S	138.291	90.647	96.125	111.170	90.558			7.429
11	T			4.1012	18.8862	8.1105	13.5767	13.8384	136.7025
	S			95.260	109.315	91.044	92.203	104.650	64.230
12	T	6.6621	10.5673	4.0741	18.5034	8.1331	13.4787	13.8055	87.5260
	S	137.344	86.136	95.894	111.577	90.791	92.874	104.899	100.318
13	T	6.6544	10.1767	4.0663	18.5776	8.0200	13.4279	13.8301	86.8332
	S	137.503	89.442	96.078	111.131	92.071	93.225	104.712	101.118
14	T	6.6200	10.3676	4.8235	18.7429	8.0187	13.5473	13.7158	87.8623
	S	138.218	87.795	80.996	110.151	92.086	92.404	105.585	99.934
15	T	6.6062	10.2124	4.0724	18.6587	8.0998	13.6774	13.9642	87.8107
	S	138.506	89.130	95.934	110.648	91.164	91.525	103.707	99.992
16	T	6.6818	10.0811	4.0691	18.5833	8.0434	13.5540	13.7112	86.7759
	S	136.939	90.290	96.012	111.097	91.803	92.358	105.620	101.185
17	T	6.6395	9.9667	4.0809	18.5202	8.0413	13.5909	13.7239	86.6039
	S	137.812	91.327	95.734	111.475	91.827	92.107	105.523	101.386
18	T	6.6635	9.9739	4.0854	18.8541	9.6470			
	S	137.315	91.261	95.629	109.501	76.543			

Event: Chris Griffis Memorial OT - USF2000  
 Track: Indianapolis Motor Speedway RC  
 Report: Section Data Report  
 Session: Test Session 2

2.439 mile(s)



USF2000 Championship  
 October 19, 2019

Section Data for Car 36 - Siegel, Nolan

Lap	T/SF to I1	I1 to I2	I2 to I3A	I3A to I4	I5 to I6	I6 to I8	I8 to SF	Lap	
1	T	7.5990	12.1347	4.0502	18.7740	8.1586	13.7612	13.6402	90.7858
	S	120.411	75.010	96.460	109.968	90.507	90.967	106.170	96.716
2	T	6.6586	10.2292	4.0231	18.7350	8.0284	13.4847	13.6845	86.8484
	S	137.416	88.983	97.110	110.197	91.975	92.832	105.826	101.100
3	T	6.6258	10.0721	4.2266	18.8150	7.9209	13.5339	13.7126	86.9254
	S	138.097	90.371	92.434	109.729	93.223	92.495	105.610	101.011
4	T	6.6157	9.9394	4.0315	18.6504	7.9430	13.4634	13.7724	86.3634
	S	138.307	91.578	96.907	110.697	92.964	92.979	105.151	101.668
5	T	6.5784	10.0436	4.0221	18.7494	7.9982	13.4702	13.8329	86.7161
	S	139.092	90.628	97.134	110.113	92.322	92.932	104.691	101.255
6	T	6.6578	10.0506	4.0456	18.6126	7.9426	13.5273	13.8080	86.5211
	S	137.433	90.564	96.570	110.922	92.968	92.540	104.880	101.483
7	T	6.6596	9.8898	4.0233	18.5904	8.1545	13.4698	13.7962	86.4225
	S	137.396	92.037	97.105	111.054	90.552	92.935	104.970	101.599
8	T	6.6648	10.2286	4.0801	18.9379	7.9719	13.4909	13.7904	87.2066
	S	137.288	88.988	95.753	109.017	92.626	92.790	105.014	100.685
9	T	6.6402	10.0315	4.0505	18.6019	8.0069	13.4049	13.8085	86.4375
	S	137.797	90.737	96.453	110.986	92.222	93.385	104.876	101.581
10	T	6.6309	9.9751	4.0240	18.6899	8.1285			99.7542
	S	137.990	91.250	97.088	110.463	90.842			88.020
11	T			4.6513	20.7469	8.2128	13.8037	13.8090	290.0671
	S			83.994	99.511	89.910	90.687	104.872	30.270
12	T	6.6713	10.2674	4.0324	18.7657	7.9735	13.3223	13.6932	86.8599
	S	137.155	88.652	96.886	110.017	92.608	93.964	105.759	101.087
13	T	6.6509	10.0634	3.9990	18.5519	8.0084	13.3492	13.6498	86.1712
	S	137.575	90.449	97.695	111.285	92.204	93.775	106.095	101.895
14	T	6.6519	9.9793	3.9924	18.5407	7.9512	13.4932	13.7074	86.0728
	S	137.555	91.212	97.856	111.352	92.868	92.774	105.650	102.011
15	T	6.6622	10.0755	4.0401	18.5329	8.1081	13.5274	13.6697	86.3368
	S	137.342	90.341	96.701	111.399	91.071	92.539	105.941	101.699
16	T	6.6712	9.9710	4.0191	18.6773	7.9687	13.4742	13.7047	86.4262
	S	137.157	91.287	97.206	110.538	92.664	92.905	105.670	101.594
17	T	6.6746	10.0777	4.0239	18.7545	7.9831			99.7364
	S	137.087	90.321	97.090	110.083	92.497			88.036
18	T			4.0239	18.8218	7.9587	13.4123	13.6880	695.2883
	S			97.090	109.689	92.780	93.334	105.799	12.628
19	T	6.6655	10.0217	3.9469	18.4706	8.1833	14.0177	13.8312	87.8275
	S	137.274	90.826	98.984	111.775	90.234	89.303	104.704	99.973



**Event:** Chris Griffis Memorial OT - USF2000

**Track:** Indianapolis Motor Speedway RC

2.439 mile(s)



**Report:** Section Data Report

USF2000 Championship

**Session:** Test Session 2

October 19, 2019

**Section Data for Car 36 - Siegel, Nolan**

Lap	T/SF to I1	I1 to I2	I2 to I3A	I3A to I4	I5 to I6	I6 to I8	I8 to SF	Lap	
20	T	6.6589	9.9678	3.9727	18.4580	7.9949	13.4730	13.6741	86.0973
	S	137.410	91.317	98.342	111.851	92.360	92.913	105.907	101.982
21	T	6.6439	9.8588	4.0426	18.4713	8.2231			113.1702
	S	137.720	92.326	96.641	111.770	89.797			77.586

Event: Chris Griffis Memorial OT - USF2000  
Track: Indianapolis Motor Speedway RC  
Report: Section Data Report  
Session: Test Session 2

2.439 mile(s)



USF2000 Championship  
October 19, 2019

Section Data for Car 40 - Miller, Jack William

Lap	T/SF to I1	I1 to I2	I2 to I3A	I3A to I4	I5 to I6	I6 to I8	I8 to SF	Lap	
1	T	6.6471		4.2897	19.5744	8.2199	13.6283	13.7860	91.5678
	S	137.654		91.074	105.472	89.832	91.854	105.047	95.890
2	T	6.6732	10.1680	4.0968	18.9371	8.0896	14.0177	13.8273	88.0771
	S	137.116	89.519	95.363	109.021	91.279	89.303	104.734	99.690
3	T	6.6793			19.0576	8.1103	18.4803	14.0126	95.7289
	S	136.990			108.332	91.046	67.738	103.349	91.722
4	T	6.6786			19.1367	7.9744	13.5621	13.7349	89.7559
	S	137.005			107.884	92.597	92.303	105.438	97.825
5	T	6.6247	10.0958	4.0603	18.8399	8.0572	13.9361	13.7898	87.8582
	S	138.119	90.159	96.220	109.584	91.646	89.826	105.018	99.938
6	T	6.6620	279.8065		18.9672	8.0599			110.9581
	S	137.346	3.253		108.848	91.615			79.133
7	T			4.9684	20.5607	8.4042	13.8182	14.4588	251.1869
	S			78.633	100.412	87.862	90.592	100.159	34.956
8	T	6.7192	10.2379	4.0629	18.7683	7.9975	13.4494	13.7347	87.2144
	S	136.177	88.908	96.158	110.002	92.330	93.076	105.440	100.676
9	T	6.6970	10.0828	4.0564	18.6538	7.9435	13.3147	13.7963	86.5466
	S	136.628	90.275	96.312	110.677	92.958	94.018	104.969	101.453
10	T	6.6844	9.9429	4.0007	18.7011	7.9207	13.3659	13.8370	86.3295
	S	136.886	91.545	97.653	110.397	93.225	93.658	104.660	101.708
11	T	6.6881	10.0079	4.2721	18.8368	7.9880	13.3956	13.8135	86.8225
	S	136.810	90.951	91.450	109.602	92.440	93.450	104.838	101.130
12	T	6.6767	9.9743	4.0393	18.7837	8.0105	13.4023	13.7683	86.5932
	S	137.044	91.257	96.720	109.912	92.180	93.403	105.182	101.398
13	T	6.6703	9.8428	4.0335	18.7854	7.9998	13.3353	13.8068	86.3241
	S	137.175	92.476	96.859	109.902	92.303	93.873	104.889	101.714
14	T	6.6784	9.8841	4.0209	18.7372	7.9669	13.2782	14.0686	86.4308
	S	137.009	92.090	97.163	110.184	92.685	94.276	102.937	101.589
15	T	6.6931	9.9699	4.1573	19.2661	8.4193			108.8961
	S	136.708	91.298	93.975	107.159	87.704			80.631
16	T			3.9852	18.9238	8.0320	13.4441	13.8177	237.8342
	S			98.033	109.098	91.933	93.113	104.806	36.918
17	T	6.7137	9.8755	4.0521	18.6232	7.9147	13.3623	13.6898	86.1142
	S	136.288	92.170	96.415	110.859	93.296	93.683	105.785	101.962
18	T	6.6997	10.0183	4.0226	18.6775	7.8843	13.4346	13.7085	86.3265
	S	136.573	90.856	97.122	110.536	93.656	93.179	105.641	101.712
19	T	6.6930	9.9482	4.3216	18.6512	7.9433	13.3416	13.8056	86.7212
	S	136.710	91.497	90.402	110.692	92.960	93.828	104.898	101.249

**Event:** Chris Griffis Memorial OT - USF2000  
**Track:** Indianapolis Motor Speedway RC  
**Report:** Section Data Report  
**Session:** Test Session 2

2.439 mile(s)



**USF2000 Championship**  
**October 19, 2019**

**Section Data for Car 40 - Miller, Jack William**

Lap	T/SF to I1	I1 to I2	I2 to I3A	I3A to I4	I5 to I6	I6 to I8	I8 to SF	Lap	
20	T	6.6709	9.9019	4.0304	18.7485	7.9984	19.6830	14.1173	93.2138
	S	137.163	91.925	96.934	110.118	92.320	63.599	102.582	94.196
21	T	6.6857			18.9413	8.0254	13.5006	13.7822	93.0646
	S	136.859			108.997	92.009	92.723	105.076	94.347
22	T	6.7129	9.9936	4.0698	18.7191	7.9226	13.3909	13.7319	86.5325
	S	136.305	91.081	95.995	110.291	93.203	93.483	105.461	101.469
23	T	6.6883	9.9630	4.0063	18.6426	7.9165	13.4279	13.7525	86.2819
	S	136.806	91.361	97.517	110.743	93.275	93.225	105.303	101.764
24	T	6.6911	10.0076	4.0125	18.6195	10.1690			110.0617
	S	136.749	90.954	97.366	110.881	72.614			79.777
25	T								215.4230
	S								40.759

Event: Chris Griffis Memorial OT - USF2000  
 Track: Indianapolis Motor Speedway RC  
 Report: Section Data Report  
 Session: Test Session 2

2.439 mile(s)



USF2000 Championship  
 October 19, 2019

Section Data for Car 41 - Kaeser, Max (R)

Lap	T/SF to I1	I1 to I2	I2 to I3A	I3A to I4	I5 to I6	I6 to I8	I8 to SF	Lap	
1	T	6.7986	10.9942	4.2301	19.0793	8.2294	14.1012	13.8991	90.0556
	S	134.587	82.792	92.358	108.209	89.728	88.774	104.192	97.500
2	T	6.6890	10.6029	4.1297	18.7437	8.0811	14.0034	13.9078	88.7194
	S	136.792	85.847	94.603	110.146	91.375	89.394	104.127	98.968
3	T	6.6671	10.3420	4.1223	18.7459	8.1050	14.0487	13.8294	88.3000
	S	137.241	88.013	94.773	110.133	91.105	89.106	104.718	99.438
4	T	6.6584	11.1257	4.1142	18.9106	8.1847	13.7384	13.7996	89.5147
	S	137.420	81.813	94.959	109.174	90.218	91.118	104.944	98.089
5	T	6.6733	10.5233	4.0335	18.8022	8.1582	13.7591	13.8367	88.0888
	S	137.114	86.496	96.859	109.803	90.511	90.981	104.662	99.677
6	T	6.6871	10.2294	4.0192	18.8879	8.0915	13.8970	13.7213	87.8986
	S	136.831	88.981	97.204	109.305	91.257	90.078	105.543	99.892
7	T	6.7148			19.2498	8.1568	13.7143	13.8002	94.7571
	S	136.266			107.250	90.527	91.278	104.939	92.662
8	T	6.7104	10.3797	4.0357	18.6939	8.0658	13.7683	13.7951	87.4774
	S	136.356	87.693	96.806	110.440	91.548	90.920	104.978	100.373
9	T	6.7173	10.8644	4.1369	18.8824	8.2359			107.8674
	S	136.215	83.781	94.438	109.337	89.657			81.400
10	T			4.4966	20.2698	9.0659	14.5153	13.9623	289.9727
	S			86.884	101.853	81.449	86.241	103.721	30.280
11	T	6.6841	11.3930	4.1642	18.7655	8.1705	13.8259	13.7962	89.3524
	S	136.892	79.894	93.819	110.018	90.375	90.542	104.970	98.267
12	T	6.6574	10.2335	4.0417	18.6958	8.0241	13.6485	13.7396	87.2165
	S	137.441	88.946	96.663	110.428	92.024	91.718	105.402	100.674
13	T	6.6674	10.1599	4.0464	18.6175	8.0151	13.4712	13.6586	86.6983
	S	137.235	89.590	96.550	110.893	92.127	92.926	106.027	101.275
14	T	6.6727	10.0942	4.0184	18.6262	8.0329	14.4926	13.9722	88.0170
	S	137.126	90.173	97.223	110.841	91.923	86.376	103.647	99.758
15	T	6.7205	10.2661	4.0390	18.6265	7.9682	13.5723	13.9435	87.2566
	S	136.151	88.663	96.727	110.839	92.669	92.233	103.861	100.627
16	T	6.7102	10.1410	4.0894	18.6057	8.0485	13.6661	13.7327	87.1642
	S	136.360	89.757	95.535	110.963	91.745	91.600	105.455	100.734
17	T	6.7000	10.2176	4.0281	18.7913	8.1700	13.8245	13.6889	87.4689
	S	136.567	89.084	96.989	109.867	90.381	90.551	105.792	100.383
18	T	6.7156	10.4363	4.0605	18.6673	8.0908	13.8528	13.7188	87.6903
	S	136.250	87.217	96.215	110.597	91.265	90.366	105.562	100.130
19	T	6.7258	10.4169	4.0522	18.7242	8.0382	13.6154	13.6879	87.1635
	S	136.043	87.380	96.412	110.261	91.862	91.941	105.800	100.735

Event: Chris Griffis Memorial OT - USF2000

Track: Indianapolis Motor Speedway RC

2.439 mile(s)



Report: Section Data Report

USF2000 Championship

Session: Test Session 2

October 19, 2019

Section Data for Car 41 - Kaeser, Max (R)

Lap	T/SF to I1	I1 to I2	I2 to I3A	I3A to I4	I5 to I6	I6 to I8	I8 to SF	Lap	
20	T	6.7138	10.2355	4.0933	18.6391	8.1106	13.6209	13.8209	87.2475
	S	136.286	88.928	95.444	110.764	91.042	91.904	104.782	100.638
21	T	6.7162	10.3121	4.0305	18.7045	8.0582	13.6951	13.7748	87.3762
	S	136.238	88.268	96.931	110.377	91.634	91.406	105.133	100.490
22	T	6.7185	10.3259	4.0222	18.7161	8.1265	13.8836	13.7732	87.6785
	S	136.191	88.150	97.131	110.309	90.864	90.165	105.145	100.143
23	T	6.7210	10.3147	4.0294	18.8142	8.0350	13.8158	13.7581	87.5093
	S	136.140	88.246	96.958	109.733	91.899	90.608	105.260	100.337
24	T	6.7145	10.4128	4.0558	19.1934	8.1624	13.8533	13.7854	88.4545
	S	136.272	87.414	96.327	107.565	90.465	90.362	105.052	99.265
25	T	6.7328	10.4575	4.0568	18.9162	8.1216			105.9083
	S	135.902	87.041	96.303	109.142	90.919			82.906

Event: Chris Griffis Memorial OT - USF2000  
Track: Indianapolis Motor Speedway RC  
Report: Section Data Report  
Session: Test Session 2

2.439 mile(s)



USF2000 Championship  
October 19, 2019

Section Data for Car 5 - Brichacek, Wyatt (R)

Lap	T/SF to I1	I1 to I2	I2 to I3A	I3A to I4	I5 to I6	I6 to I8	I8 to SF	Lap	
1	T	6.6431	11.7097	4.2107	19.0236	8.1695	13.7937	13.6230	89.4862
	S	137.737	77.733	92.783	108.525	90.386	90.753	106.304	98.120
2	T	6.5611	10.1493	4.0370	18.4760	8.0064	17.0643	13.7018	90.1457
	S	139.458	89.684	96.775	111.742	92.227	73.359	105.693	97.402
3	T	6.5952	10.4884	4.0643	18.8016	8.0328	13.5941	13.6780	87.4260
	S	138.737	86.784	96.125	109.807	91.924	92.085	105.877	100.432
4	T	6.6069	10.1915	4.0095	18.5539	7.9275	13.4397	13.7049	86.5512
	S	138.492	89.312	97.439	111.273	93.145	93.143	105.669	101.447
5	T	6.5891	10.1369	4.0118	18.6525	8.0962	13.5780	13.7182	86.8654
	S	138.866	89.793	97.383	110.685	91.204	92.195	105.566	101.081
6	T	6.5774	10.2626	4.0186	18.4805	8.2953	13.7533	13.5734	88.2598
	S	139.113	88.694	97.218	111.715	89.015	91.019	106.693	99.484
7	T	6.6039	10.0954	4.0107	18.6090	8.0118	13.5156	13.5596	86.5205
	S	138.554	90.163	97.410	110.943	92.165	92.620	106.801	101.483
8	T	6.5975	10.0842	3.9624	19.5432	8.0698	13.9653	13.6855	88.1908
	S	138.689	90.263	98.597	105.640	91.503	89.638	105.819	99.561
9	T	6.5795	10.0789	4.0126	18.5556	7.9409	13.6831	13.5924	86.7416
	S	139.068	90.310	97.364	111.263	92.988	91.486	106.543	101.225
10	T	6.5730	10.0575	3.9903	18.6537	7.9472	13.5157	13.6841	86.3942
	S	139.206	90.502	97.908	110.678	92.914	92.620	105.830	101.632
11	T	6.5718	10.2669	4.0603	18.5445	8.0446	13.6508	13.5733	86.7716
	S	139.231	88.656	96.220	111.329	91.789	91.703	106.693	101.190
12	T	6.5891	10.1002	4.0450	18.6499	8.1053	14.1361	13.9164	87.5049
	S	138.866	90.120	96.584	110.700	91.102	88.555	104.063	100.342
13	T	6.6000	10.4752	4.0192	18.6334	8.0063	13.6677	13.6198	87.0965
	S	138.636	86.894	97.204	110.798	92.229	91.590	106.329	100.812
14	T	6.6353	11.5825	3.9653	19.0161	8.0026			102.1928
	S	137.899	78.586	98.525	108.568	92.271			85.920
15	T			4.8236	20.8350	9.4325	15.5540	13.8126	204.9409
	S			80.994	99.090	78.283	80.482	104.845	42.844
16	T	6.6111	10.4969	4.1340	18.5007	8.0399	13.6428	13.4798	87.1271
	S	138.404	86.714	94.505	111.593	91.843	91.757	107.433	100.777
17	T	6.6041	10.1355	3.9750	18.3366	7.9326	13.6527	13.4578	86.0652
	S	138.550	89.806	98.285	112.592	93.085	91.690	107.609	102.020
18	T	6.5776	10.0062	3.9541	18.3697	7.8151	13.5422	13.5599	85.7791
	S	139.108	90.966	98.804	112.389	94.485	92.438	106.799	102.361
19	T	6.5912	10.0556	3.9972	18.2905	7.9287	13.8338	13.5123	86.1846
	S	138.821	90.519	97.739	112.875	93.131	90.490	107.175	101.879

**Event:** Chris Griffis Memorial OT - USF2000  
**Track:** Indianapolis Motor Speedway RC  
**Report:** Section Data Report  
**Session:** Test Session 2

2.439 mile(s)



**USF2000 Championship**  
**October 19, 2019**

**Section Data for Car 5 - Brichacek, Wyatt (R)**

Lap	T/SF to I1	I1 to I2	I2 to I3A	I3A to I4	I5 to I6	I6 to I8	I8 to SF	Lap	
20	T	6.5851	9.9650	3.9716	18.2945	7.8438	13.4352	13.5602	85.6208
	S	138.950	91.342	98.369	112.851	94.139	93.175	106.796	102.550
21	T	6.5855	10.0253	3.9772	18.3072	7.9001	13.3676	13.5632	85.6668
	S	138.942	90.793	98.230	112.772	93.468	93.646	106.773	102.495
22	T	6.5707	10.0860	3.9945	18.3125	8.0332	13.5099	13.5468	86.0203
	S	139.255	90.247	97.805	112.740	91.920	92.659	106.902	102.074
23	T	6.5766	10.1108	4.0886	18.6699	8.0099	13.6833	13.4977	86.8464
	S	139.130	90.025	95.554	110.581	92.187	91.485	107.291	101.103
24	T	6.5863	10.0821	3.9810	18.4296	7.8931	13.8122	13.5560	86.2476
	S	138.925	90.282	98.137	112.023	93.551	90.631	106.830	101.805
25	T	6.5912	9.9358	4.0186	18.4349	7.8878	13.5708	13.4649	85.9023
	S	138.821	91.611	97.218	111.991	93.614	92.244	107.552	102.214
26	T	6.5869	10.0585	4.0254	18.4588	7.9208	13.5161	13.4953	85.9316
	S	138.912	90.493	97.054	111.846	93.224	92.617	107.310	102.179
27	T	6.5898	10.0481	3.9655	18.3724	8.9516	14.0358	13.8515	87.6726
	S	138.851	90.587	98.520	112.372	82.489	89.188	104.551	100.150
28	T	6.6121	10.2206	4.0309	18.6118	8.9509	14.1938	13.7983	88.6415
	S	138.383	89.058	96.922	110.927	82.496	88.195	104.954	99.055
29	T	6.5909	10.1285	4.3394	21.6636				
	S	138.828	89.868	90.031	95.300				

Event: Chris Griffis Memorial OT - USF2000

Track: Indianapolis Motor Speedway RC

2.439 mile(s)



Report: Section Data Report

USF2000 Championship

Session: Test Session 2

October 19, 2019

Section Data for Car 55 - Koreiba, Alexander (R)

Lap	T/SF to I1	I1 to I2	I2 to I3A	I3A to I4	I5 to I6	I6 to I8	I8 to SF	Lap	
1	T	6.7958	11.4245	4.4431	19.6926	9.0136	16.2074	14.0209	96.5014
	S	134.642	79.673	87.930	104.839	81.922	77.237	103.287	90.987
2	T	6.7175	10.6828	4.1941	19.2824	8.3866	15.3674	13.9348	91.6873
	S	136.211	85.205	93.150	107.069	88.046	81.459	103.926	95.765
3	T	6.6770	10.5542	4.0406	19.1387	8.4017	22.0047	14.3899	98.1463
	S	137.038	86.243	96.689	107.873	87.888	56.889	100.639	89.462
4	T	6.7500	10.6199	4.0920	18.9769	8.2831	13.9191	13.9139	89.4006
	S	135.556	85.710	95.475	108.793	89.146	89.935	104.082	98.214
5	T	6.7071	11.5199	4.0770	18.9402	8.2554	14.6715	13.7718	90.5776
	S	136.423	79.013	95.826	109.003	89.446	85.323	105.156	96.938
6	T	6.6929			19.2606	8.2438	18.8004	14.1488	98.4527
	S	136.712			107.190	89.571	66.585	102.354	89.184
7	T	6.7534	10.6005	4.0637	19.1097	8.1879	13.7569	13.7804	88.9384
	S	135.487	85.866	96.139	108.037	90.183	90.996	105.090	98.725
8	T	6.7150	10.4319	4.3192	18.9815	8.3230	13.9921	14.0835	89.6692
	S	136.262	87.254	90.452	108.766	88.719	89.466	102.828	97.920
9	T	6.7264	10.5619	4.0262	19.0746	9.9107	14.3627	13.7963	91.0113
	S	136.031	86.180	97.035	108.235	74.506	87.158	104.969	96.476
10	T	6.6886	10.3132	4.0861	19.0257	8.1352	14.1812	13.8548	88.8690
	S	136.800	88.258	95.612	108.514	90.767	88.273	104.526	98.802
11	T	6.7152	10.2521	4.0064	19.0554	8.2824	14.0023	13.7668	88.6747
	S	136.258	88.784	97.514	108.344	89.154	89.401	105.194	99.018
12	T	6.7180	10.5632	4.0804	19.8383	8.2708	13.9695	14.0321	90.2229
	S	136.201	86.170	95.746	104.069	89.279	89.611	103.205	97.319
13	T	6.7541	11.6809	4.2671	19.4701	8.2937	13.8223	13.7289	90.9991
	S	135.473	77.924	91.557	106.037	89.033	90.565	105.484	96.489
14	T	6.7325	10.5560	4.0434	19.1413	8.4657	14.1264	14.0549	89.7846
	S	135.908	86.228	96.622	107.858	87.224	88.616	103.038	97.794
15	T	6.7274	10.7724	4.0817	19.0381	8.2756	13.7654	13.8574	89.1889
	S	136.011	84.496	95.715	108.443	89.227	90.939	104.506	98.447
16	T	6.7432	10.3937	3.9479	19.0209	8.2343	13.8040	14.0198	88.8287
	S	135.692	87.575	98.959	108.541	89.675	90.685	103.295	98.846
17	T	6.7701	10.5444	3.9911	19.5461	8.4910	13.9355	14.0701	89.9848
	S	135.153	86.323	97.888	105.624	86.964	89.829	102.926	97.576
18	T	6.7507	10.4655	4.1168	19.1838	8.5870			109.4460
	S	135.541	86.974	94.899	107.619	85.992			80.226
19	T			4.2460	19.3470	8.7298	14.7442	13.7872	381.3295
	S			92.012	106.711	84.585	84.902	105.038	23.026



Event: Chris Griffis Memorial OT - USF2000

Track: Indianapolis Motor Speedway RC

2.439 mile(s)



Report: Section Data Report

USF2000 Championship

Session: Test Session 2

October 19, 2019

Section Data for Car 55 - Koreiba, Alexander (R)

Lap	T/SF to I1	I1 to I2	I2 to I3A	I3A to I4	I5 to I6	I6 to I8	I8 to SF	Lap	
20	T	6.7449	10.4303	4.0891	18.8675	8.2742	14.0286	13.8478	88.9560
	S	135.658	87.268	95.542	109.423	89.242	89.233	104.578	98.705
21	T	6.7473	10.5018	4.0007	20.5142	8.9410	15.3092	13.8948	92.6134
	S	135.610	86.673	97.653	100.640	82.587	81.769	104.225	94.807
22	T	6.7325	10.3829	4.0483	18.8703	8.2994	13.9608	13.8743	88.7119
	S	135.908	87.666	96.505	109.407	88.971	89.667	104.379	98.977
23	T	6.7817	10.3458	3.9545	19.0880	8.2520	13.8415	13.9403	88.7468
	S	134.922	87.980	98.794	108.159	89.482	90.439	103.885	98.938
24	T	7.0582	11.1100	4.1319	19.0032	8.9179	14.2801	13.9086	92.8213
	S	129.636	81.929	94.553	108.642	82.801	87.662	104.121	94.595
25	T	6.7563	10.4728	4.0731	19.0734	8.2616	14.1295	14.0484	89.3431
	S	135.429	86.913	95.918	108.242	89.378	88.596	103.085	98.277
26	T	6.7830	10.5212	4.0398	19.0118	9.3076	14.7481	13.9875	91.9651
	S	134.896	86.514	96.708	108.593	79.334	84.880	103.534	95.475
27	T	6.7941	10.9723	5.2041	21.6867	12.0202			
	S	134.676	82.957	75.072	95.199	61.431			

Event: Chris Griffis Memorial OT - USF2000

Track: Indianapolis Motor Speedway RC

2.439 mile(s)



Report: Section Data Report

USF2000 Championship

Session: Test Session 2

October 19, 2019

Section Data for Car 6 - Rasmussen, Christian

Lap	T/SF to I1	I1 to I2	I2 to I3A	I3A to I4	I5 to I6	I6 to I8	I8 to SF	Lap	
1	T	6.5168	10.4085	4.0173	18.7420	8.0739	13.5582	13.4998	87.1215
	S	140.406	87.450	97.250	110.156	91.456	92.329	107.274	100.783
2	T	6.5317	10.2735	4.0238	18.4093	8.0168	13.4602	13.4837	86.2106
	S	140.086	88.600	97.093	112.147	92.108	93.001	107.402	101.848
3	T	6.4710	9.9679	3.9878	18.6937	8.0257	13.5140	13.6132	86.1788
	S	141.400	91.316	97.969	110.441	92.006	92.631	106.381	101.886
4	T	6.5340	10.0236	3.9833	18.3549	7.9419	13.4475	13.4448	85.6757
	S	140.037	90.808	98.080	112.479	92.976	93.089	107.713	102.484
5	T	6.4952	9.9845	4.0124	18.3801	7.9279	13.4172	13.5175	85.5850
	S	140.873	91.164	97.369	112.325	93.141	93.300	107.134	102.593
6	T	6.4830	9.8742	4.0326	18.4269	8.0417	13.5218	13.6861	86.0530
	S	141.138	92.182	96.881	112.040	91.823	92.578	105.814	102.035
7	T	6.4941	10.1843	4.0397	19.2430	8.0737	13.4722	13.7083	87.6451
	S	140.897	89.376	96.711	107.288	91.459	92.919	105.643	100.181
8	T	6.5513	9.9453	3.9572	20.7983	8.0276	13.6025	13.4815	89.8625
	S	139.667	91.523	98.727	99.265	91.984	92.029	107.420	97.709
9	T	6.5211	9.9285	3.9936	18.4948	8.0343	13.3812	13.5423	85.8251
	S	140.314	91.678	97.827	111.628	91.907	93.551	106.938	102.306
10	T	6.4903	10.0648	3.9594	18.4176	8.1373	13.4514	13.5418	86.0054
	S	140.980	90.437	98.672	112.096	90.744	93.062	106.942	102.091
11	T	6.5283	9.9755	3.9660	18.5588	8.1523	13.5362	13.5996	86.1522
	S	140.159	91.246	98.508	111.243	90.577	92.479	106.487	101.917
12	T	6.5223	10.0383	3.9775	18.4933	8.1045			99.3934
	S	140.288	90.675	98.223	111.637	91.111			88.340
13	T			5.3458	24.1140	8.4774	13.9199	13.7985	234.0914
	S			73.082	85.616	87.103	89.930	104.952	37.508
14	T	6.5548	10.2642	4.0002	18.4311	7.9343	13.3961	13.4111	87.5339
	S	139.592	88.680	97.666	112.014	93.065	93.446	107.984	100.309
15	T	6.5289	9.8784	3.9059	18.3646	7.8625	13.3732	13.4693	85.1788
	S	140.146	92.143	100.024	112.420	93.915	93.606	107.517	103.082
16	T	6.5566	9.9221	3.9525	18.2437	7.8892	13.1633	13.5545	84.9311
	S	139.554	91.737	98.844	113.165	93.597	95.099	106.841	103.383
17	T	6.5552	9.9067	3.9417	18.2600	7.8585	13.2596	13.4616	85.0092
	S	139.584	91.880	99.115	113.064	93.963	94.408	107.579	103.288
18	T	6.5273	9.9827	3.9836	18.4795	7.8765			97.4963
	S	140.180	91.180	98.073	111.721	93.748			90.059
19	T			3.9233	18.3166	7.9506	13.5175	13.5935	261.4836
	S			99.580	112.714	92.875	92.607	106.535	33.579

Event: Chris Griffis Memorial OT - USF2000

Track: Indianapolis Motor Speedway RC

2.439 mile(s)



Report: Section Data Report

USF2000 Championship

Session: Test Session 2

October 19, 2019

Section Data for Car 6 - Rasmussen, Christian

Lap	T/SF to I1	I1 to I2	I2 to I3A	I3A to I4	I5 to I6	I6 to I8	I8 to SF	Lap
20	T	6.5579	9.8888	3.9344	18.2465	7.8651	13.3115	85.0729
	S	139.526	92.046	99.299	113.147	93.884	107.177	103.210
21	T	6.5475	9.8949	4.1847	18.5585	7.9836	13.4845	85.8376
	S	139.748	91.990	93.360	111.245	92.491	107.663	102.291
22	T	6.5691	10.0400	3.9825	19.7169	8.0512	13.4509	87.7962
	S	139.288	90.660	98.100	104.709	91.714	107.336	100.009
23	T	6.5715	9.9096	3.9638	18.3727	7.9419	13.3728	85.3547
	S	139.238	91.853	98.562	112.370	92.976	106.685	102.870
24	T	6.5579	9.9519	3.9536	18.4594	7.8424	13.3283	85.3911
	S	139.526	91.463	98.817	111.843	94.156	106.783	102.826
25	T	6.5666	9.9465	3.9748	18.3096	8.5848		100.6255
	S	139.342	91.512	98.290	112.758	86.014		87.258
26	T							222.8653
	S							39.398

Event: Chris Griffis Memorial OT - USF2000  
Track: Indianapolis Motor Speedway RC  
Report: Section Data Report  
Session: Test Session 2

2.439 mile(s)



USF2000 Championship  
October 19, 2019

Section Data for Car 7 - Bogle, Christian

Lap	T/SF to I1	I1 to I2	I2 to I3A	I3A to I4	I5 to I6	I6 to I8	I8 to SF	Lap	
1	T	6.6435	10.6557	4.0623	18.9698	8.1267	13.9920	13.6427	88.6847
	S	137.729	85.422	96.173	108.833	90.862	89.467	106.151	99.007
2	T	6.6298	10.3281	4.0145	18.8211	8.1301	13.6446	13.7327	87.4859
	S	138.013	88.131	97.318	109.693	90.824	91.745	105.455	100.364
3	T	6.5995	10.2024	3.9922	20.0989	8.0233	13.5643	13.5914	88.2995
	S	138.647	89.217	97.861	102.719	92.033	92.288	106.551	99.439
4	T	6.5782	10.1273	3.9855	18.6571	8.0247	13.6263	13.5813	86.6807
	S	139.096	89.879	98.026	110.657	92.017	91.868	106.631	101.296
5	T	6.5689	10.1915	4.0688	18.7832	8.1292	13.5533	13.6229	87.1747
	S	139.293	89.312	96.019	109.914	90.834	92.363	106.305	100.722
6	T	6.5770	10.2636	3.9691	18.5940	8.0371	13.5725	13.6435	86.8747
	S	139.121	88.685	98.431	111.033	91.875	92.232	106.144	101.070
7	T	6.6112	10.0886	3.9435	18.7901	8.0209	13.6405	13.6147	86.7950
	S	138.402	90.223	99.070	109.874	92.061	91.772	106.369	101.163
8	T	6.5931	10.1863	4.0652	19.3747	8.0437	13.6168	13.6017	88.0039
	S	138.781	89.358	96.104	106.559	91.800	91.932	106.471	99.773
9	T	6.5816	10.0094	3.9652	18.8118	8.0718	13.5766	13.7225	86.8198
	S	139.024	90.937	98.528	109.747	91.480	92.204	105.533	101.134
10	T	6.6050	10.1935	3.9910	18.7280	8.1497			100.3985
	S	138.531	89.295	97.891	110.238	90.606			87.455
11	T			4.4334	20.4413	8.3972	13.9377	13.7149	195.8046
	S			88.122	100.999	87.935	89.815	105.592	44.843
12	T	6.6390	10.2866	3.9865	18.6627	8.0246	13.3974	13.6446	86.8931
	S	137.822	88.487	98.001	110.624	92.018	93.437	106.136	101.048
13	T	6.6108	10.1654	3.9784	18.5592	7.9502	13.4115	13.5928	86.2586
	S	138.410	89.542	98.201	111.241	92.879	93.339	106.540	101.792
14	T	6.6132	10.0154	3.9513	18.5021	7.9322	13.5358	13.5818	86.0866
	S	138.360	90.883	98.874	111.584	93.090	92.482	106.627	101.995
15	T	6.6265	9.9929	3.9511	18.5731	7.9446	13.4295	13.5683	86.1065
	S	138.082	91.087	98.879	111.158	92.945	93.214	106.733	101.971
16	T	6.6165	9.9762	3.9640	18.7213	7.9502	13.5889	13.6036	86.5729
	S	138.291	91.240	98.557	110.278	92.879	92.121	106.456	101.422
17	T	6.6251	9.9609	3.9844	18.6555	8.0371	13.4076	13.5915	86.3936
	S	138.111	91.380	98.053	110.667	91.875	93.366	106.551	101.633
18	T	6.6211	9.9680	3.9364	18.5539	7.9507	13.4637	13.6001	85.9865
	S	138.195	91.315	99.249	111.273	92.873	92.977	106.483	102.114
19	T	6.5696	10.0119	3.9944	18.5699	7.9479	13.5038	13.5972	86.2447
	S	139.278	90.915	97.807	111.177	92.906	92.701	106.506	101.808

Event: Chris Griffis Memorial OT - USF2000

Track: Indianapolis Motor Speedway RC

2.439 mile(s)



Report: Section Data Report

USF2000 Championship

Session: Test Session 2

October 19, 2019

Section Data for Car 7 - Bogle, Christian

Lap	T/SF to I1	I1 to I2	I2 to I3A	I3A to I4	I5 to I6	I6 to I8	I8 to SF	Lap	
20	T	6.6225	10.0371	3.9393	18.5293	8.0446	13.5574	13.6354	86.2812
	S	138.165	90.686	99.175	111.421	91.789	92.335	106.208	101.765
21	T	6.6343	10.0976	3.9727	18.6961	7.9768	13.3943	13.6273	86.4282
	S	137.920	90.143	98.342	110.427	92.570	93.459	106.271	101.592
22	T	6.6316	10.0912	3.9270	18.5795	8.0583	13.5360	13.5787	86.3315
	S	137.976	90.200	99.486	111.120	91.633	92.481	106.651	101.706
23	T	6.6092	10.0724	4.0110	18.5585	7.9668	13.4077	13.6629	86.4672
	S	138.443	90.368	97.403	111.245	92.686	93.366	105.994	101.546
24	T	6.6296	9.9949	3.9310	18.8058	8.0709	13.5215	13.6012	86.5315
	S	138.017	91.069	99.385	109.782	91.490	92.580	106.475	101.471
25	T	6.6336	9.9776	3.9435	18.7101	7.9879	13.6080	13.6060	86.5717
	S	137.934	91.227	99.070	110.344	92.441	91.991	106.437	101.423
26	T	6.6269	10.2249	4.0826	18.8915	8.0765			102.2383
	S	138.074	89.021	95.694	109.284	91.427			85.882
27	T								351.2054
	S								25.001

Event: Chris Griffis Memorial OT - USF2000  
Track: Indianapolis Motor Speedway RC  
Report: Section Data Report  
Session: Test Session 2

2.439 mile(s)



USF2000 Championship  
October 19, 2019

Section Data for Car 73 - Dupell, Kyle

Lap	T/SF to I1	I1 to I2	I2 to I3A	I3A to I4	I5 to I6	I6 to I8	I8 to SF	Lap	
1	T	6.7059	10.5678	4.2798	18.8758	8.0779	13.5312	13.7099	87.7102
	S	136.447	86.132	91.285	109.375	91.411	92.513	105.630	100.107
2	T	6.6475	10.0297	4.0837	18.7273	8.1526	13.5368	13.7903	86.8770
	S	137.646	90.753	95.669	110.243	90.573	92.475	105.015	101.067
3	T	6.6331	10.0617	4.2333	18.6376	7.9593	13.5442	13.6974	86.7334
	S	137.945	90.465	92.288	110.773	92.773	92.425	105.727	101.234
4	T	6.6239	10.5392	4.0426	18.7802	8.0154	13.4255	13.8382	87.2140
	S	138.136	86.366	96.641	109.932	92.124	93.242	104.651	100.676
5	T	6.6422	9.9227	4.0607	18.7098	8.0445	13.4716	13.7753	86.6762
	S	137.756	91.732	96.210	110.346	91.791	92.923	105.129	101.301
6	T	6.6469	10.0177	4.0389	18.7159	8.0032	13.5260	13.7411	86.6049
	S	137.658	90.862	96.730	110.310	92.264	92.549	105.391	101.385
7	T	6.6612	9.9621	4.1118	18.6879	8.0661	13.4722	13.7726	86.6652
	S	137.363	91.369	95.015	110.475	91.545	92.919	105.149	101.314
8	T	6.6626	9.9600	4.2396	18.7817	8.1856	13.5385	13.7415	87.0534
	S	137.334	91.388	92.151	109.923	90.208	92.464	105.387	100.862
9	T	6.6488	9.9766	4.0548	18.7712	8.1117			101.1681
	S	137.619	91.236	96.350	109.985	91.030			86.790
10	T			4.4851	20.0164	8.4062	14.2068	13.8328	320.8363
	S			87.107	103.143	87.841	88.114	104.692	27.367
11	T	6.8790	10.8327	4.1539	18.7898	8.0704	13.5228	13.7027	87.9764
	S	133.014	84.026	94.052	109.876	91.496	92.571	105.686	99.804
12	T	6.6395	10.0353	4.0107	18.4739	8.0277	13.5269	13.7494	86.3863
	S	137.812	90.703	97.410	111.755	91.983	92.543	105.327	101.641
13	T	6.6782	9.9689	4.0492	18.6124	7.9560	13.2914	13.7214	86.1792
	S	137.013	91.307	96.484	110.923	92.812	94.183	105.542	101.885
14	T	6.6775	10.0948	4.0298	18.6163	8.0068	20.5747	13.7770	93.7050
	S	137.027	90.168	96.948	110.900	92.223	60.843	105.116	93.703
15	T	6.6568	10.0475	4.0024	18.6396	8.0343	13.8453	13.7074	86.7501
	S	137.453	90.592	97.612	110.761	91.907	90.415	105.650	101.215
16	T	6.6221	10.0374	4.1697	25.6320	8.3725	13.4969	13.7231	95.4234
	S	138.174	90.684	93.695	80.546	88.195	92.749	105.529	92.015
17	T	6.6990	9.9625	4.0425	18.6675	8.0174	13.3723	13.7315	86.3215
	S	136.588	91.365	96.644	110.596	92.101	93.613	105.464	101.717
18	T	6.6926	9.9004	4.0428	18.6184	8.0474	13.3506	13.8643	86.2893
	S	136.718	91.938	96.636	110.887	91.757	93.765	104.454	101.755
19	T	6.6980	10.0495	4.0185	18.5488	7.9957	13.2561	13.7803	86.1828
	S	136.608	90.574	97.221	111.303	92.351	94.433	105.091	101.881

Event: Chris Griffis Memorial OT - USF2000

Track: Indianapolis Motor Speedway RC

2.439 mile(s)



Report: Section Data Report

USF2000 Championship

Session: Test Session 2

October 19, 2019

Section Data for Car 73 - Dupell, Kyle

Lap	T/SF to I1	I1 to I2	I2 to I3A	I3A to I4	I5 to I6	I6 to I8	I8 to SF	Lap
20	T	6.6849	9.9583	4.0613	18.8745	8.1642		100.9417
	S	136.876	91.404	96.196	109.383	90.445		86.985
21	T			4.1371	18.7905	8.4394	13.7400	452.9763
	S			94.434	109.872	87.495	91.108	19.384
22	T	6.6692	10.0587	4.0866	18.6282	8.3326	13.6904	87.2293
	S	137.198	90.492	95.601	110.829	88.617	91.438	100.659
23	T	6.7235	10.0796	4.3039	18.8052	8.0809	13.4127	87.2166
	S	136.090	90.304	90.774	109.786	91.377	93.331	100.673
24	T	6.7180	10.0541	4.0665	18.6581	9.5089		
	S	136.201	90.533	96.073	110.651	77.655		

Event: Chris Griffis Memorial OT - USF2000

Track: Indianapolis Motor Speedway RC

2.439 mile(s)



Report: Section Data Report

USF2000 Championship

Session: Test Session 2

October 19, 2019

Section Data for Car 78 - Andersson, Viktor (R)

Lap	T/SF to I1	I1 to I2	I2 to I3A	I3A to I4	I5 to I6	I6 to I8	I8 to SF	Lap	
1	T	6.6848	11.3444	4.1966	19.2025	8.3173	13.7008	13.7984	90.3133
	S	136.878	80.236	93.095	107.514	88.780	91.368	104.953	97.222
2	T	6.6490	10.3205	4.0325	18.6730	8.1135	13.5057	13.8113	87.4533
	S	137.615	88.196	96.883	110.563	91.010	92.688	104.855	100.401
3	T	6.6260	10.1235	4.1010	18.6323	8.0088	13.4577	13.6416	86.6583
	S	138.092	89.912	95.265	110.805	92.200	93.019	106.159	101.322
4	T	6.5584	11.2361	4.0768	18.6787	8.0852	13.3594	13.7603	87.9815
	S	139.516	81.009	95.831	110.529	91.328	93.703	105.243	99.798
5	T	6.6638	10.1015	3.9894	18.7499	8.2362	13.4029	13.7491	86.9212
	S	137.309	90.108	97.930	110.110	89.654	93.399	105.329	101.016
6	T	6.6633	9.9852	3.9725	18.6275	8.0126	13.2908	13.9041	86.3034
	S	137.319	91.158	98.347	110.833	92.156	94.187	104.155	101.739
7	T	6.6879	10.0667	4.1022	18.6146	8.0408	13.3348	13.7792	86.5439
	S	136.814	90.420	95.237	110.910	91.833	93.876	105.099	101.456
8	T	6.6699	9.9378	3.9643	18.8693	8.1249	13.5197	13.7821	86.7413
	S	137.183	91.592	98.550	109.413	90.882	92.592	105.077	101.225
9	T	6.6613	9.9849	4.0696	18.6583	8.0151	13.4915	13.6881	86.4294
	S	137.361	91.160	96.000	110.650	92.127	92.786	105.799	101.590
10	T	6.6545	10.4531	4.2633	18.7233	7.9898			106.6191
	S	137.501	87.077	91.638	110.266	92.419			82.353
11	T			4.0669	19.0687	8.0728	13.3973	13.7383	342.1662
	S			96.064	108.269	91.469	93.438	105.412	25.661
12	T	6.6856	10.0753	4.0122	18.7038	8.0311	13.3535	13.7372	86.6449
	S	136.861	90.342	97.373	110.381	91.944	93.745	105.420	101.338
13	T	6.6841	10.0786	3.9872	18.6052	7.9500	13.3668	13.8192	86.5273
	S	136.892	90.313	97.984	110.966	92.882	93.651	104.795	101.475
14	T	6.6641	10.2514	4.0426	18.6294	8.0713	13.4056	13.7365	86.8947
	S	137.303	88.791	96.641	110.822	91.486	93.380	105.426	101.046
15	T	6.6705	10.1024	4.0188	18.7374	8.1291	13.2484	13.7412	86.6352
	S	137.171	90.100	97.214	110.183	90.835	94.488	105.390	101.349
16	T	6.6611	10.0507	3.9855	18.6611	8.0076	13.3300	13.6746	86.2734
	S	137.365	90.564	98.026	110.634	92.214	93.910	105.903	101.774
17	T	6.6659	9.9344	3.9853	18.6057	8.0104	13.2723	13.6864	86.1626
	S	137.266	91.624	98.031	110.963	92.181	94.318	105.812	101.905
18	T	6.6631	9.8903	3.9717	18.5458	8.0171	13.2095	13.7563	85.9134
	S	137.323	92.032	98.366	111.321	92.104	94.767	105.274	102.201
19	T	6.6476	9.8965	3.9604	18.4955	8.0315	13.3669	13.6814	85.9321
	S	137.644	91.975	98.647	111.624	91.939	93.651	105.850	102.178



**Event:** Chris Griffis Memorial OT - USF2000  
**Track:** Indianapolis Motor Speedway RC  
**Report:** Section Data Report  
**Session:** Test Session 2

2.439 mile(s)



**USF2000 Championship**  
**October 19, 2019**

**Section Data for Car 78 - Andersson, Viktor (R)**

Lap	T/SF to I1	I1 to I2	I2 to I3A	I3A to I4	I5 to I6	I6 to I8	I8 to SF	Lap
20	T	6.5898	10.3435	3.9698	18.8796	8.0451		107.4677
	S	138.851	88.000	98.413	109.353	91.784		81.703
21	T			5.7481	19.5837	8.0955	13.5256	306.1802
	S			67.967	105.422	91.212	92.552	28.677
22	T	6.6655	10.0507	3.9690	18.4922	8.0332	13.4524	86.3523
	S	137.274	90.564	98.433	111.644	91.920	93.055	101.681
23	T	6.5800	10.2610	4.0271	18.4912	7.9549	13.4218	86.6749
	S	139.058	88.707	97.013	111.650	92.824	93.268	101.303
24	T	6.5491	10.1363	4.0071	19.3517	8.2353		
	S	139.714	89.799	97.497	106.685	89.664		

Event: Chris Griffis Memorial OT - USF2000  
 Track: Indianapolis Motor Speedway RC  
 Report: Section Data Report  
 Session: Test Session 2

2.439 mile(s)



USF2000 Championship  
 October 19, 2019

Section Data for Car 79 - Thompson, TJ (R)

Lap	T/SF to I1	I1 to I2	I2 to I3A	I3A to I4	I5 to I6	I6 to I8	I8 to SF	Lap	
1	T	6.8461	12.6888	4.5124	23.4675	8.6255	19.7328	14.3492	103.9185
	S	133.653	71.735	86.580	87.975	85.608	63.438	100.924	84.493
2	T	6.7384	10.8915	4.4264	20.7022	8.2850	14.2643	15.2266	93.6017
	S	135.789	83.572	88.262	99.726	89.126	87.759	95.109	93.806
3	T	6.7452	10.6719	4.2867	19.1180	8.2317	19.8109	14.2430	95.5681
	S	135.652	85.292	91.138	107.990	89.703	63.188	101.677	91.876
4	T	6.7104	10.6145	4.2076	19.1314	8.3936	13.8522	14.1013	89.5084
	S	136.356	85.753	92.851	107.914	87.973	90.370	102.698	98.096
5	T	6.7040	10.4379	4.2889	19.2105	8.1910	13.8498	14.0978	89.1987
	S	136.486	87.204	91.091	107.470	90.149	90.385	102.724	98.436
6	T	6.7172	10.2558	4.2002	18.9709	8.1813	14.3767	14.1309	89.0501
	S	136.217	88.752	93.015	108.827	90.256	87.073	102.483	98.601
7	T	6.7238	10.5470	4.1473	19.1766	8.2220	13.7736	14.1018	88.7536
	S	136.084	86.302	94.201	107.660	89.809	90.885	102.695	98.930
8	T	6.7165	10.3792	4.1914	19.2395	8.0040	13.7783	14.1198	88.6948
	S	136.232	87.697	93.210	107.308	92.255	90.854	102.564	98.996
9	T	6.7249	10.1528	4.1379	19.1081	8.1788	13.4891	16.0852	89.9488
	S	136.062	89.653	94.415	108.046	90.283	92.802	90.032	97.616
10	T	6.7618	10.1294	4.1081	19.2403	8.1012	13.6406	14.1557	88.2802
	S	135.319	89.860	95.100	107.303	91.148	91.771	102.304	99.461
11	T	6.7091			19.7661	8.1092	18.8256	14.5295	97.9731
	S	136.382			104.449	91.058	66.496	99.672	89.621
12	T	6.7400	10.3050	4.1410	20.8428	8.2361	13.6419	14.0754	90.2174
	S	135.757	88.329	94.345	99.053	89.655	91.763	102.887	97.325
13	T	7.0933	12.4836	4.1834	18.9307	8.2389	13.6552	14.2498	90.8887
	S	128.995	72.914	93.389	109.058	89.625	91.673	101.628	96.606
14	T	6.7075	10.1390	4.2090	18.8146	8.1420			106.8881
	S	136.414	89.775	92.821	109.731	90.691			82.146
15	T			4.1057	18.9662	8.4216	13.8942	14.5161	350.0105
	S			95.156	108.854	87.680	90.096	99.764	25.086
16	T	6.7849	10.2767	4.1374	19.0505	8.2475	13.7939	13.9941	88.9040
	S	134.858	88.572	94.427	108.372	89.531	90.752	103.485	98.763
17	T	6.7088	10.0980	4.1497	18.8202	8.2299	13.5865	14.0302	87.6911
	S	136.388	90.139	94.147	109.698	89.723	92.137	103.219	100.129
18	T	6.7236	10.2924	4.1655	18.7922	8.1780	13.5333	14.0804	88.0105
	S	136.088	88.437	93.790	109.862	90.292	92.499	102.851	99.765
19	T	6.7220			19.4211	8.0408	13.5229	14.0846	91.8687
	S	136.120			106.304	91.833	92.570	102.820	95.576

**Event:** Chris Griffis Memorial OT - USF2000  
**Track:** Indianapolis Motor Speedway RC  
**Report:** Section Data Report  
**Session:** Test Session 2

2.439 mile(s)



**USF2000 Championship**  
**October 19, 2019**

**Section Data for Car 79 - Thompson, TJ (R)**

Lap	T/SF to I1	I1 to I2	I2 to I3A	I3A to I4	I5 to I6	I6 to I8	I8 to SF	Lap	
20	T	6.7229	10.2554	4.1922	18.8936	8.0021	13.4199	14.4859	88.1938
	S	136.102	88.756	93.193	109.272	92.277	93.281	99.972	99.558
21	T	6.7429	10.2735	4.2002	18.7920	8.1005	14.9484	14.1183	89.2544
	S	135.698	88.600	93.015	109.863	91.156	83.743	102.575	98.375
22	T	6.7236	10.0559	4.0726	19.0106	8.1722	18.6587	13.8376	92.5163
	S	136.088	90.517	95.929	108.600	90.356	67.090	104.656	94.907
23	T	6.6976	10.1997	4.0843	18.8695	8.1724	13.7497	13.9105	87.6489
	S	136.616	89.241	95.655	109.412	90.354	91.043	104.107	100.177
24	T	6.7091	10.2456	4.0867	18.7969	10.6741	14.6594	14.0647	91.3142
	S	136.382	88.841	95.598	109.834	69.178	85.394	102.966	96.156
25	T	6.7344	10.2996	4.1008	18.7387	8.0796	13.6509	14.9023	88.5190
	S	135.870	88.375	95.270	110.175	91.392	91.702	97.178	99.192
26	T	6.7678	10.2603	4.1587	18.8933	8.0420	13.7608	13.9918	87.9407
	S	135.199	88.714	93.943	109.274	91.819	90.970	103.502	99.845
27	T	6.7330	11.1309	4.6778	21.1903	10.1879			
	S	135.898	81.775	83.518	97.429	72.479			

**Event:** Chris Griffis Memorial OT - USF2000  
**Track:** Indianapolis Motor Speedway RC  
**Report:** Section Data Report  
**Session:** Test Session 2

2.439 mile(s)



**USF2000 Championship**  
**October 19, 2019**

**Section Data for Car 9 - Voigt, Harry (R)**

Lap	T/SF to I1	I1 to I2	I2 to I3A	I3A to I4	I5 to I6	I6 to I8	I8 to SF	Lap	
1	T	6.7471		4.5298	19.7169	8.3580	13.9611	13.8142	93.4453
	S	135.614		86.247	104.709	88.348	89.665	104.833	93.963
2	T	6.7734	10.4166	4.2162	19.0484	8.0619	13.8299	13.7485	88.5810
	S	135.087	87.382	92.662	108.384	91.592	90.515	105.334	99.123
3	T	6.7672	10.2941	4.1058	19.1043	8.0912	14.0013	14.0527	88.9702
	S	135.211	88.422	95.154	108.067	91.261	89.407	103.054	98.689
4	T	6.9930	12.1726	4.2424	19.3577	8.0892	13.8506	13.9644	91.4191
	S	130.845	74.777	92.090	106.652	91.283	90.380	103.705	96.046
5	T	6.9213	10.4538	4.0833	19.1813	8.0035			107.3731
	S	132.201	87.071	95.678	107.633	92.261			81.775
6	T			4.6196	20.8429	8.7248	14.6275	14.6803	527.3100
	S			84.570	99.053	84.633	85.580	98.648	16.651
7	T	7.3787	10.7813	4.1902	19.2529	8.1415	13.9005	14.2741	90.5958
	S	124.006	84.426	93.237	107.233	90.697	90.056	101.455	96.918
8	T	6.9538	10.5729	4.1717	19.1449	8.1974	13.9275	13.9273	89.7146
	S	131.583	86.091	93.651	107.838	90.078	89.881	103.982	97.870
9	T	6.9457	10.3196	4.1416	19.0411	8.0199	13.9661	13.8353	88.7157
	S	131.736	88.204	94.331	108.426	92.072	89.633	104.673	98.972
10	T	6.9173	10.4844	4.0802	18.9668	8.0764	13.7582	13.9131	88.4956
	S	132.277	86.817	95.751	108.850	91.428	90.987	104.088	99.218
11	T	6.9008				8.0725	13.6691	13.9901	88.6982
	S	132.593				91.472	91.580	103.515	98.992
12	T	6.8298	10.4006	4.0788	18.8402	8.0721	13.8161	13.8272	88.1446
	S	133.972	87.517	95.784	109.582	91.477	90.606	104.734	99.614
13	T	6.9090	10.4421	4.0837	18.9167	8.0477	13.7035	13.9803	88.3321
	S	132.436	87.169	95.669	109.139	91.754	91.350	103.587	99.402
14	T	6.8967	10.1462	4.0937	18.9630	8.0645	13.7406	13.9055	88.2145
	S	132.672	89.711	95.435	108.872	91.563	91.104	104.145	99.535
15	T	6.9417	10.3835	4.0333	18.8322	8.0646	13.7050	13.8622	88.1437
	S	131.812	87.661	96.864	109.628	91.562	91.340	104.470	99.615
16	T	6.9349	10.3039	4.0550	18.8890	8.0432	13.6087	13.9187	88.0789
	S	131.941	88.338	96.346	109.299	91.805	91.987	104.046	99.688
17	T	6.9230	10.2246	4.0416	18.8797	8.0328	13.5479	13.9710	87.8358
	S	132.168	89.023	96.665	109.353	91.924	92.399	103.656	99.964
18	T	6.9231	10.2914	4.0585	18.8022	8.0427	13.7288	13.8130	87.9336
	S	132.166	88.445	96.263	109.803	91.811	91.182	104.842	99.853
19	T	6.8959	10.1285	4.0649	18.9721	8.0090	13.7233	13.7633	175.9573
	S	132.688	89.868	96.111	108.820	92.197	91.218	105.221	49.901

Event: Chris Griffis Memorial OT - USF2000

Track: Indianapolis Motor Speedway RC

2.439 mile(s)



Report: Section Data Report

USF2000 Championship

Session: Test Session 2

October 19, 2019

Section Data for Car 9 - Voigt, Harry (R)

Lap	T/SF to I1	I1 to I2	I2 to I3A	I3A to I4	I5 to I6	I6 to I8	I8 to SF	Lap	
20	T	6.9246	10.2173	4.0285	18.9216	8.0284	13.6868	13.8073	87.7680
	S	132.138	89.087	96.979	109.111	91.975	91.462	104.885	100.041
21	T	6.9313	10.1248	4.0411	18.9476	7.9596	13.6069	13.8811	87.6145
	S	132.010	89.901	96.677	108.961	92.770	91.999	104.328	100.216
22	T	6.9471	10.2354	4.0478	18.8291	8.1182	14.1503	13.8669	89.3533
	S	131.710	88.929	96.517	109.647	90.957	88.466	104.434	98.266
23	T	6.9541	10.2203	4.0081	18.8626	7.9686	13.8054	13.8382	87.8240
	S	131.577	89.061	97.473	109.452	92.665	90.676	104.651	99.977
24	T	6.9613	10.6096	4.2376	19.1591	8.5515			
	S	131.441	85.793	92.194	107.758	86.348			

Event: Chris Griffis Memorial OT - USF2000  
Track: Indianapolis Motor Speedway RC  
Report: Section Data Report  
Session: Test Session 2

2.439 mile(s)



USF2000 Championship  
October 19, 2019

Section Data for Car 91 - Barrichello, Eduardo

Lap	T/SF to I1	I1 to I2	I2 to I3A	I3A to I4	I5 to I6	I6 to I8	I8 to SF	Lap	
1	T	6.9697	10.7038	4.1670	18.8586	8.0965	13.6055	13.8353	88.5285
	S	131.283	85.038	93.756	109.475	91.201	92.008	104.673	99.182
2	T	6.7397	10.1559	4.0267	18.6985	7.9733	13.5055	13.9224	86.9993
	S	135.763	89.625	97.023	110.412	92.610	92.690	104.018	100.925
3	T	6.6872	10.0657	4.0502	18.7269	7.9994	13.4519	13.8070	86.8011
	S	136.829	90.429	96.460	110.245	92.308	93.059	104.888	101.155
4	T	6.6614	10.0133	4.0888	18.6353	7.9394	13.4298	13.7023	86.4850
	S	137.359	90.902	95.549	110.787	93.006	93.212	105.689	101.525
5	T	6.5692	10.3546	4.0558	18.7931	7.9420	14.1990	13.6751	87.5479
	S	139.286	87.906	96.327	109.857	92.975	88.162	105.899	100.293
6	T	6.6617	10.1313	4.0176	18.5709	7.9316	13.3826	13.8144	86.4003
	S	137.352	89.843	97.243	111.171	93.097	93.541	104.831	101.625
7	T	6.6679	10.0420	4.0447	18.5931	7.9076	13.3729	13.7599	86.2177
	S	137.225	90.642	96.591	111.038	93.380	93.609	105.247	101.840
8	T	6.6570	10.2172	4.1477	18.7791	8.1995			102.4053
	S	137.449	89.088	94.192	109.938	90.055			85.742
9	T			4.7577	21.0451	8.5528	14.1103	13.8725	280.7135
	S			82.116	98.101	86.335	88.717	104.392	31.279
10	T	6.6570	10.3240	4.1051	21.6537	7.9785	13.7235	13.4801	91.3087
	S	137.449	88.166	95.170	95.344	92.550	91.217	107.431	96.162
11	T	6.6282	10.5853	4.3471	18.8239	7.9490	13.8083	13.5128	89.2734
	S	138.047	85.990	89.872	109.677	92.893	90.657	107.171	98.354
12	T	6.6410	9.8799	4.0059	18.3708	7.8407	13.2463	13.6536	85.3159
	S	137.780	92.129	97.527	112.382	94.176	94.503	106.066	102.916
13	T	6.6355	9.8979	4.0226	18.3158	9.8000	16.1697	13.5304	90.7471
	S	137.895	91.962	97.122	112.719	75.348	77.418	107.032	96.757
14	T	6.6569	9.8919	3.9666	18.3833	7.8176	13.3422	13.6187	85.3648
	S	137.451	92.017	98.493	112.305	94.455	93.824	106.338	102.857
15	T	6.5952	11.3409	4.2740	19.8250	7.9565			105.2655
	S	138.737	80.261	91.409	104.138	92.806			83.412
16	T			4.1232	18.8478	7.9584	13.5515	13.6397	438.0911
	S			94.752	109.538	92.784	92.375	106.174	20.042
17	T	6.6478	10.0000	4.0308	18.3646	7.9177	13.6783	13.5557	86.0401
	S	137.640	91.023	96.924	112.420	93.261	91.519	106.832	102.050
18	T	6.5224	10.1040	3.9864	18.5650	8.7921	14.2650	13.5967	92.8181
	S	140.286	90.086	98.004	111.206	83.986	87.755	106.510	94.598
19	T	6.7046	10.0063	3.9514	18.4174	7.8844	13.3459	13.7756	85.7861
	S	136.473	90.965	98.872	112.098	93.654	93.798	105.127	102.352

**Event:** Chris Griffis Memorial OT - USF2000

**Track:** Indianapolis Motor Speedway RC

2.439 mile(s)



**Report:** Section Data Report

USF2000 Championship

**Session:** Test Session 2

October 19, 2019

**Section Data for Car 91 - Barrichello, Eduardo**

Lap	T/SF to I1	I1 to I2	I2 to I3A	I3A to I4	I5 to I6	I6 to I8	I8 to SF	Lap
20	T	6.6705	10.3724	4.1267	18.6119	8.0378		102.6920
	S	137.171	87.755	94.672	110.926	91.867		85.502
21	T			5.1741	20.2428	8.8707		
	S			75.507	101.989	83.241		

**Event:** Chris Griffis Memorial OT - USF2000

**Track:** Indianapolis Motor Speedway RC

2.439 mile(s)



**Report:** Section Data Report

USF2000 Championship






**Session:** Test Session 2

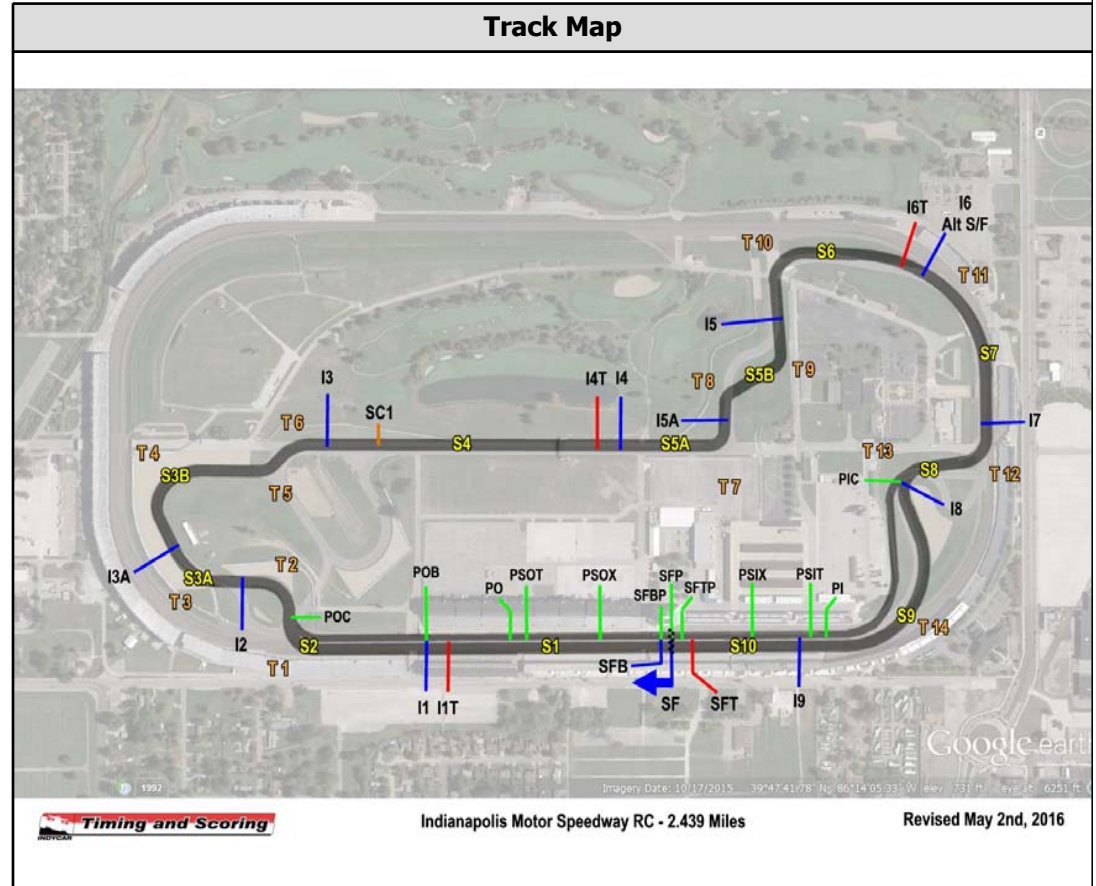
October 19, 2019

**Section Data for Car**

**Report Support Information**

Section Legend	
Name	Length
SF to I1	0.254167 miles
I1 to I2	0.252841 miles
I2 to I3A	0.108523 miles
I3A to I3	0.232197 miles
I3A to I4	0.573485 miles
I3 to I4	0.341288 miles
I4 to I5A	0.165720 miles
I5A to I5	0.129167 miles
I5 to I6	0.205114 miles
I6 to I7	0.195265 miles
I6 to I8	0.347727 miles
I7 to I8	0.152462 miles
I8 to I9	0.237879 miles
I8 to SF	0.402273 miles
I9 to SF	0.164394 miles
I2 to I3	0.340720 miles
I4 to I5	0.294886 miles
Lap	2.439000 miles
PI to PO	0.394602 miles
PO to SF	2.239110 miles
SF to PI	2.223106 miles
PO to I2	0.307102 miles
I7 to PI	0.338826 miles

Color Legend	
	Fastest Lap
	Section Under Caution
	Section Under Green
	Section Time Data
	Section Speed Data





**Event:** Chris Griffis Memorial OT - USF2000

**Track:** Indianapolis Motor Speedway RC

2.439 mile(s)



**Report:** Section Data Report

**USF2000 Championship**

**Session:** Test Session 2

**October 19, 2019**

**Section Data for Car**

PO to PI	2.023201 miles
----------	----------------