

Event: NJMP RTI - MX-5 Open Test
Track: New Jersey Motorsports Park
Report: Section Data Report
Session: USF2000 Test Session 2

2.14 mile(s)



USF2000 Championship
October 9, 2020

Section Data for Car 1 - Campbell, Prescott (R)

Lap	T/SF to I1	I1 to I2	I2 to I3	I3 to SF	Lap	
1	T	21.3724	18.3698	25.7601	13.9237	79.4260
	S	102.341	96.057	84.962	112.333	96.996
2	T	21.2714	18.1660	25.8847	13.8402	79.1623
	S	102.827	97.135	84.553	113.011	97.319
3	T	21.1417	18.2859	25.9222	13.8581	79.2079
	S	103.458	96.498	84.431	112.865	97.263
4	T	21.2151	18.1482	25.6902	13.8770	78.9305
	S	103.100	97.230	85.193	112.711	97.605
5	T	21.0688	18.0590	26.6789	13.9048	79.7115
	S	103.816	97.710	82.036	112.486	96.649
6	T		18.5494	26.2420		197.9654
	S		95.127	83.402		38.916
7	T	20.9865	18.1195	25.8676	13.8436	78.8172
	S	104.223	97.384	84.609	112.983	97.745
8	T	20.9695	18.2441	25.7841	13.8528	78.8505
	S	104.307	96.719	84.883	112.908	97.704
9	T	21.1430	18.0899	25.9889	13.7973	79.0191
	S	103.451	97.543	84.214	113.362	97.495
10	T		19.4018	26.4183		378.2558
	S		90.948	82.845		20.367
11	T	21.0911	18.1181	29.4649	13.7549	82.4290
	S	103.706	97.391	74.279	113.712	93.462
12	T	20.8926	18.0053	25.4373	13.7353	78.0705
	S	104.691	98.001	86.040	113.874	98.680
13	T	20.7831	18.0974	25.8280	13.7410	78.4495
	S	105.243	97.503	84.739	113.827	98.203
14	T	21.7666	21.9892	27.2977	13.7224	84.7759
	S	100.488	80.246	80.177	113.981	90.875
15	T	23.1101	18.4661	25.7268	13.7655	81.0685
	S	94.646	95.556	85.072	113.624	95.031
16	T	20.7305	18.0471	25.6265	13.7586	78.1627
	S	105.510	97.774	85.405	113.681	98.564
17	T	20.9240	18.0918	26.5332	13.7687	79.3177
	S	104.534	97.533	82.487	113.598	97.128
18	T	21.1789	18.2249	26.0391	13.8297	79.2726
	S	103.276	96.821	84.052	113.097	97.184

Event: NJMP RTI - MX-5 Open Test
Track: New Jersey Motorsports Park
Report: Section Data Report
Session: USF2000 Test Session 2

2.14 mile(s)



USF2000 Championship
October 9, 2020

Section Data for Car 10 - Shields, Cameron

Lap	T/SF to I1	I1 to I2	I2 to I3	I3 to SF	Lap	
1	T	21.8365	18.3811	26.1990	13.9091	80.3257
	S	100.166	95.998	83.539	112.451	95.910
2	T	21.0905	18.1406	25.9281	13.7772	78.9364
	S	103.709	97.271	84.412	113.527	97.598
3	T	21.1561	18.1593	25.8561	13.7143	78.8858
	S	103.387	97.170	84.647	114.048	97.660
4	T		18.3448	26.0892		350.0874
	S		96.188	83.891		22.006
5	T	21.1793	18.1154	25.8783	13.7743	78.9473
	S	103.274	97.406	84.574	113.551	97.584
6	T	20.9497	18.0812	26.0300	13.7795	78.8404
	S	104.406	97.590	84.081	113.509	97.716
7	T		21.8719	34.1876		211.7489
	S		80.676	64.018		36.383
8	T		18.4867	26.1902		134.3458
	S		95.449	83.567		57.345
9	T	21.2557	18.1597	25.8566	13.7277	78.9997
	S	102.903	97.168	84.645	113.937	97.519
10	T	21.0886	18.1905	26.8733	13.7686	79.9210
	S	103.718	97.004	81.443	113.598	96.395
11	T		22.6848	30.1771		399.1171
	S		77.785	72.526		19.303
12	T	21.0390	18.2934	25.9740	13.7214	79.0278
	S	103.963	96.458	84.263	113.989	97.485
13	T	20.9543	17.9350	25.5631	13.6638	78.1162
	S	104.383	98.386	85.617	114.470	98.622
14	T	21.0239	17.9153	25.5060	13.7178	78.1630
	S	104.037	98.494	85.809	114.019	98.563
15	T	20.8954	17.9687	25.6198	13.7168	78.2007
	S	104.677	98.201	85.428	114.027	98.516
16	T	21.8319	18.2047	27.1360	13.7328	80.9054
	S	100.187	96.928	80.654	113.895	95.222

Event: NJMP RTI - MX-5 Open Test
Track: New Jersey Motorsports Park
Report: Section Data Report
Session: USF2000 Test Session 2

2.14 mile(s)



USF2000 Championship
October 9, 2020

Section Data for Car 11 - Christodoulou, Nico (R)

Lap	T/SF to I1	I1 to I2	I2 to I3	I3 to SF	Lap	
1	T	23.5118	19.1902	28.1739	14.4147	85.2906
	S	93.029	91.950	77.683	108.507	90.326
2	T	22.4609	18.8637	27.3564	13.9702	82.6512
	S	97.381	93.542	80.005	111.959	93.211
3	T	22.3550	18.6253	27.3529	13.9868	82.3200
	S	97.843	94.739	80.015	111.826	93.586
4	T	22.3566	18.7439	27.3127	13.8714	82.2846
	S	97.836	94.140	80.133	112.757	93.626
5	T		20.0407	28.5235		227.9089
	S		88.048	76.731		33.803
6	T	22.3411	19.0532	27.0847	13.8028	82.2818
	S	97.904	92.612	80.807	113.317	93.629
7	T	21.6251	18.6964	26.6047	13.6547	80.5809
	S	101.145	94.379	82.265	114.546	95.606
8	T	21.4887	18.3423	26.5222	13.7163	80.0695
	S	101.787	96.201	82.521	114.032	96.216
9	T	21.4013	18.3143	26.5412	13.7205	79.9773
	S	102.203	96.348	82.462	113.997	96.327
10	T	249.4873		27.3815	13.7674	95.2676
	S	8.767		79.931	113.608	80.867
11	T		19.9761	27.5114		215.4746
	S		88.333	79.554		35.754
12	T	22.3082	18.8920	27.1054	13.8212	82.1268
	S	98.048	93.402	80.745	113.166	93.806
13	T	21.8387	18.6923	26.8052	13.8087	81.1449
	S	100.156	94.400	81.650	113.269	94.941
14	T	21.6477	18.5094	26.4349	13.8009	80.3929
	S	101.039	95.332	82.793	113.333	95.829
15	T	21.6445	18.5715	26.3840	13.7224	80.3224
	S	101.054	95.014	82.953	113.981	95.913

Event: NJMP RTI - MX-5 Open Test
Track: New Jersey Motorsports Park
Report: Section Data Report
Session: USF2000 Test Session 2

2.14 mile(s)



USF2000 Championship
October 9, 2020

Section Data for Car 16 - Pierson, Josh (R)

Lap	T/SF to I1	I1 to I2	I2 to I3	I3 to SF	Lap	
1	T	21.5983	18.5164	26.1453	13.8140	80.0740
	S	101.271	95.296	83.711	113.225	96.211
2	T	21.3029	18.3119	25.9983	13.7196	79.3327
	S	102.675	96.361	84.184	114.004	97.110
3	T	21.2279	18.1865	26.0037	13.7371	79.1552
	S	103.038	97.025	84.166	113.859	97.328
4	T	21.1175	18.0875	25.8627	13.7330	78.8007
	S	103.576	97.556	84.625	113.893	97.766
5	T	21.0643	18.1774	26.1247	13.7492	79.1156
	S	103.838	97.074	83.777	113.759	97.376
6	T		18.4725	26.1187		392.2489
	S		95.523	83.796		19.641
7	T	21.3103	18.1989	25.9591	13.7503	79.2186
	S	102.639	96.959	84.311	113.750	97.250
8	T	21.1057	18.0957	25.8408	13.7243	78.7665
	S	103.634	97.512	84.697	113.965	97.808
9	T	21.1806	18.2324	25.8556	13.6908	78.9594
	S	103.268	96.781	84.648	114.244	97.569
10	T	21.1607	18.7907	26.1688	13.7196	79.8398
	S	103.365	93.905	83.635	114.004	96.493
11	T	21.3041	18.3738	26.4946	13.7688	79.9413
	S	102.669	96.036	82.607	113.597	96.371
12	T		18.8264	26.4626		237.8335
	S		93.727	82.707		32.392
13	T	20.9073	18.0599	25.7372	13.7301	78.4345
	S	104.618	97.705	85.038	113.917	98.222
14	T	20.8741	18.0856	25.4855	13.6582	78.1034
	S	104.784	97.566	85.878	114.517	98.638
15	T	20.8802	18.1070	25.5556	13.6647	78.2075
	S	104.753	97.451	85.642	114.462	98.507
16	T	21.0678	18.1224	25.7912	13.6354	78.6168
	S	103.821	97.368	84.860	114.708	97.994
17	T	20.9669	18.0927	25.6890	13.7353	78.4839
	S	104.320	97.528	85.197	113.874	98.160
18	T	20.9720	18.1466	25.6678	13.6887	78.4751
	S	104.295	97.238	85.268	114.261	98.171
19	T	21.5415	18.2564	26.3424	13.7351	79.8754
	S	101.538	96.654	83.084	113.875	96.450

Event: NJMP RTI - MX-5 Open Test
Track: New Jersey Motorsports Park
Report: Section Data Report
Session: USF2000 Test Session 2

2.14 mile(s)



USF2000 Championship
October 9, 2020

Section Data for Car 2 - Green, Josh (R)

Lap	T/SF to I1	I1 to I2	I2 to I3	I3 to SF	Lap	
1	T	21.6546	18.8144	26.3391	13.9461	80.7542
	S	101.007	93.787	83.095	112.153	95.401
2	T	21.4967	18.4153	26.1525	13.9776	80.0421
	S	101.749	95.820	83.687	111.900	96.249
3	T	21.2518	18.3825	26.0357	13.8893	79.5593
	S	102.922	95.991	84.063	112.611	96.833
4	T	21.2973	18.3295	25.9937	13.8789	79.4994
	S	102.702	96.268	84.199	112.696	96.906
5	T	21.3551	18.6901	27.5589	13.8085	81.4126
	S	102.424	94.411	79.417	113.270	94.629
6	T	21.3470	18.2923	26.1115	13.8764	79.6272
	S	102.463	96.464	83.819	112.716	96.751
7	T	21.2178	19.0556	27.0850	13.8575	81.2159
	S	103.087	92.600	80.806	112.870	94.858
8	T	21.5142	18.3522	26.2400	13.8927	79.9991
	S	101.666	96.149	83.408	112.584	96.301
9	T	21.4892	18.4168	26.8036	13.9179	80.6275
	S	101.785	95.812	81.655	112.380	95.551
10	T	21.5203	18.5025	26.4060	13.8970	80.3258
	S	101.638	95.368	82.884	112.549	95.909
11	T	21.4293	18.3357	26.3384	13.9137	80.0171
	S	102.069	96.236	83.097	112.414	96.279
12	T	21.5055	18.3572	26.4020	13.8844	80.1491
	S	101.708	96.123	82.897	112.651	96.121
13	T	21.4788	18.3835	26.2411	13.8582	79.9616
	S	101.834	95.985	83.405	112.864	96.346
14	T	21.4724	18.4651	26.4053	13.8542	80.1970
	S	101.864	95.561	82.886	112.897	96.063
15	T	21.7004	18.3744	26.3097	13.8854	80.2699
	S	100.794	96.033	83.187	112.643	95.976
16	T		20.1582	27.3425		303.0895
	S		87.535	80.045		25.418
17	T	21.2476	18.2183	25.8421	13.8372	79.1452
	S	102.942	96.856	84.693	113.035	97.340
18	T	21.0591	18.1022	25.7836	13.7845	78.7294
	S	103.864	97.477	84.885	113.467	97.854
19	T	20.9235	18.1514	25.7720	13.7737	78.6206
	S	104.537	97.213	84.923	113.556	97.990

Event: NJMP RTI - MX-5 Open Test
Track: New Jersey Motorsports Park
Report: Section Data Report
Session: USF2000 Test Session 2

2.14 mile(s)



USF2000 Championship
October 9, 2020

Section Data for Car 2 - Green, Josh (R)

Lap	T/SF to I1	I1 to I2	I2 to I3	I3 to SF	Lap	
20	T	20.8977	18.1000	25.6603	13.7937	78.4517
	S	104.666	97.489	85.293	113.392	98.201
21	T	20.9984	18.1331	25.7649	13.7498	78.6462
	S	104.164	97.311	84.946	113.754	97.958
22	T	21.0985	18.0952	25.9799	13.7569	78.9305
	S	103.670	97.515	84.243	113.695	97.605
23	T	21.4716	18.6593	25.9312	13.7742	79.8363
	S	101.868	94.567	84.402	113.552	96.497
24	T	21.1729	18.1186	25.9652	13.8000	79.0567
	S	103.305	97.389	84.291	113.340	97.449
25	T	21.0860	18.1126	25.9528	13.7987	78.9501
	S	103.731	97.421	84.331	113.351	97.581
26	T	21.2297	18.1163	25.9974	13.8002	79.1436
	S	103.029	97.401	84.187	113.338	97.342

Event: NJMP RTI - MX-5 Open Test
Track: New Jersey Motorsports Park
Report: Section Data Report
Session: USF2000 Test Session 2

2.14 mile(s)



USF2000 Championship
October 9, 2020

Section Data for Car 21 - Sundaramoorthy, Yuven

Lap	T/SF to I1	I1 to I2	I2 to I3	I3 to SF	Lap	
1	T	23.0184	18.4922	26.0117	13.6465	81.1688
	S	95.023	95.421	84.140	114.615	94.913
2	T	21.4212	18.3656	26.1280	13.6725	79.5873
	S	102.108	96.079	83.766	114.397	96.799
3	T	22.1652	18.5016	25.8118	13.5821	80.0607
	S	98.680	95.373	84.792	115.158	96.227
4	T	21.0025	18.1076	25.6025	13.7202	78.4328
	S	104.143	97.448	85.485	113.999	98.224
5	T	20.8262	18.2580	25.7836	13.6540	78.5218
	S	105.025	96.645	84.885	114.552	98.113
6	T	21.0603	18.3346	26.0182	13.6694	79.0825
	S	103.858	96.241	84.119	114.423	97.417
7	T	21.3783	18.2652	25.7784	13.7650	79.1869
	S	102.313	96.607	84.902	113.628	97.289
8	T		24.0144	26.9042		179.6075
	S		73.479	81.349		42.894
9	T	21.0813	18.1863	25.6310	13.6857	78.5843
	S	103.754	97.026	85.390	114.287	98.035
10	T	20.7774	18.0325	25.3994	13.7396	77.9489
	S	105.272	97.854	86.169	113.838	98.834
11	T	20.7605	18.0798	25.4923	13.7090	78.0416
	S	105.357	97.598	85.855	114.092	98.717

Event: NJMP RTI - MX-5 Open Test
Track: New Jersey Motorsports Park
Report: Section Data Report
Session: USF2000 Test Session 2

2.14 mile(s)



USF2000 Championship
October 9, 2020

Section Data for Car 22 - Barrichello, Eduardo

Lap	T/SF to I1	I1 to I2	I2 to I3	I3 to SF	Lap	
1	T	21.4941	18.3703	26.0218	13.6889	79.5751
	S	101.762	96.054	84.108	114.260	96.814
2	T	21.3875	18.2730	26.8848	13.7072	80.2525
	S	102.269	96.566	81.408	114.107	95.997
3	T	21.3244	18.2104	25.8313	13.7007	79.0668
	S	102.571	96.898	84.728	114.161	97.437
4	T	21.6046	18.4339	27.0701	13.6732	80.7818
	S	101.241	95.723	80.851	114.391	95.368
5	T	21.2186	18.1964	25.9457	13.6057	78.9664
	S	103.083	96.972	84.354	114.959	97.560
6	T	23.3251	18.4842	26.5434	13.7104	82.0631
	S	93.773	95.462	82.455	114.081	93.879
7	T		21.7384	27.7859		175.8145
	S		81.172	78.768		43.819
8	T	21.2331	18.1221	26.3902	13.5612	79.3066
	S	103.012	97.370	82.934	115.336	97.142
9	T	20.9486	17.9361	25.2877	13.5592	77.7316
	S	104.411	98.380	86.549	115.353	99.110
10	T	20.8142	17.8965	25.3238	13.6353	77.6698
	S	105.086	98.597	86.426	114.709	99.189
11	T	21.7102	19.9284	27.6293	13.6656	82.9335
	S	100.749	88.544	79.214	114.455	92.894

Event: NJMP RTI - MX-5 Open Test
Track: New Jersey Motorsports Park
Report: Section Data Report
Session: USF2000 Test Session 2

2.14 mile(s)



USF2000 Championship
October 9, 2020

Section Data for Car 23 - Round-Garrido, Matt

Lap	T/SF to I1	I1 to I2	I2 to I3	I3 to SF	Lap	
1	T	21.6771	18.9541	26.4708	13.7757	80.8777
	S	100.902	93.096	82.681	113.540	95.255
2	T	21.5501	18.5243	26.1104	13.8077	79.9925
	S	101.497	95.256	83.822	113.277	96.309
3	T	21.9565	19.2573	26.9019	13.7745	81.8902
	S	99.618	91.630	81.356	113.550	94.077
4	T	21.7952	18.5394	26.4438	13.8175	80.5959
	S	100.356	95.178	82.766	113.196	95.588
5	T		19.0330	26.8782		160.8730
	S		92.710	81.428		47.889
6	T	22.8208	19.3544	25.9394	13.8226	81.9372
	S	95.846	91.170	84.375	113.155	94.023
7	T	21.6092	18.3479	25.8176	13.6685	79.4432
	S	101.220	96.172	84.773	114.430	96.975
8	T	21.0755	18.1283	25.7114	13.6935	78.6087
	S	103.783	97.337	85.123	114.221	98.004
9	T	21.1020	18.1059	25.7896	13.6971	78.6946
	S	103.652	97.457	84.865	114.191	97.897
10	T	21.2175	18.0218	25.6054	13.7822	78.6269
	S	103.088	97.912	85.476	113.486	97.982
11	T	20.9910	17.9749	25.6652	13.7820	78.4131
	S	104.201	98.167	85.276	113.488	98.249
12	T	21.0780	18.0240	25.6542	13.7527	78.5089
	S	103.770	97.900	85.313	113.730	98.129
13	T	21.1738	17.9988	25.7235	13.7098	78.6059
	S	103.301	98.037	85.083	114.086	98.008

Event: NJMP RTI - MX-5 Open Test
Track: New Jersey Motorsports Park
Report: Section Data Report
Session: USF2000 Test Session 2

2.14 mile(s)



USF2000 Championship
October 9, 2020

Section Data for Car 3 - Gold, Reece

Lap	T/SF to I1	I1 to I2	I2 to I3	I3 to SF	Lap	
1	T	21.6542	18.4139	26.9890	13.9644	81.0215
	S	101.009	95.827	81.094	112.006	95.086
2	T	21.4931	18.5031	25.9066	13.8088	79.7116
	S	101.766	95.365	84.482	113.268	96.648
3	T	21.2552	18.1897	25.7561	13.7613	78.9623
	S	102.905	97.008	84.975	113.659	97.566
4	T	23.3255	24.6001	27.0179	13.7670	88.7105
	S	93.772	71.729	81.007	113.612	86.844
5	T		18.8732	26.3504		1379.6391
	S		93.495	83.059		5.584
6	T	21.2957	18.1479	25.6982	13.8108	78.9526
	S	102.710	97.231	85.167	113.251	97.578
7	T	21.1500	18.1910	25.8021	13.7242	78.8673
	S	103.417	97.001	84.824	113.966	97.683
8	T	21.0916	18.3215	25.8682	13.6647	78.9460
	S	103.703	96.310	84.607	114.462	97.586
9	T	21.2027	18.1504	25.8306	13.7182	78.9019
	S	103.160	97.218	84.730	114.016	97.640
10	T	21.5049	18.1594	25.8666	13.7390	79.2699
	S	101.710	97.170	84.612	113.843	97.187
11	T	21.1650	18.1087	25.9006	13.7567	78.9310
	S	103.344	97.442	84.501	113.697	97.604
12	T	21.1905	18.2110	27.0346	13.7465	80.1826
	S	103.219	96.894	80.957	113.781	96.081
13	T	21.3604	18.8615	30.6078	13.7398	84.5695
	S	102.398	93.553	71.506	113.837	91.097

Event: NJMP RTI - MX-5 Open Test
Track: New Jersey Motorsports Park
Report: Section Data Report
Session: USF2000 Test Session 2

2.14 mile(s)



USF2000 Championship
October 9, 2020

Section Data for Car 4 - d'Orlando, Michael

Lap	T/SF to I1	I1 to I2	I2 to I3	I3 to SF	Lap	
1	T	22.4692	18.7394	26.5935	13.9832	81.7853
	S	97.345	94.162	82.300	111.855	94.198
2	T	21.6204	18.3912	26.1863	13.9716	80.1695
	S	101.167	95.945	83.579	111.948	96.096
3	T	21.3376	18.3104	26.1118	13.7711	79.5309
	S	102.508	96.368	83.818	113.578	96.868
4	T	21.2113	18.2395	26.0791	13.8029	79.3328
	S	103.118	96.743	83.923	113.316	97.110
5	T	21.2461	18.2739	26.0239	13.6805	79.2244
	S	102.949	96.561	84.101	114.330	97.243
6	T	21.1917	18.2638	26.0649	13.7501	79.2705
	S	103.214	96.614	83.969	113.751	97.186
7	T	21.1667	18.2749	26.1238	13.7810	79.3464
	S	103.336	96.556	83.779	113.496	97.093
8	T	21.1172	18.2797	26.1433	13.7735	79.3137
	S	103.578	96.530	83.717	113.558	97.133
9	T	21.1716	18.3779	26.1334	13.8588	79.5417
	S	103.312	96.015	83.749	112.859	96.855
10	T	21.0910	18.3031	26.0656	13.8441	79.3038
	S	103.706	96.407	83.966	112.979	97.145
11	T	21.1012	18.3526	26.2914	13.7767	79.5219
	S	103.656	96.147	83.245	113.532	96.879
12	T	21.1535	18.3786	26.1794	13.7715	79.4830
	S	103.400	96.011	83.601	113.574	96.926
13	T	21.1630	18.3690	26.9446	13.7814	80.2580
	S	103.354	96.061	81.227	113.493	95.990
14	T	21.5004	18.4260	26.2433	13.7176	79.8873
	S	101.732	95.764	83.398	114.021	96.436
15	T	21.4774	18.4230	26.6443	13.7772	80.3219
	S	101.841	95.779	82.143	113.527	95.914
16	T		19.4818	26.5989		203.9993
	S		90.574	82.283		37.765
17	T	21.8007	18.3474	25.7939	13.9327	79.8747
	S	100.330	96.174	84.851	112.260	96.451
18	T	20.8546	18.1088	25.6564	13.7689	78.3887
	S	104.882	97.441	85.306	113.596	98.279
19	T	20.8551	18.6621	25.9019	13.7254	79.1445
	S	104.880	94.552	84.497	113.956	97.341

Event: NJMP RTI - MX-5 Open Test
Track: New Jersey Motorsports Park
Report: Section Data Report
Session: USF2000 Test Session 2

2.14 mile(s)



USF2000 Championship
October 9, 2020

Section Data for Car 4 - d'Orlando, Michael

Lap	T/SF to I1	I1 to I2	I2 to I3	I3 to SF	Lap	
20	T	20.8548	18.0224	25.6692	13.7409	78.2873
	S	104.881	97.908	85.263	113.827	98.407
21	T	20.8575	18.0697	25.6740	13.7213	78.3225
	S	104.867	97.652	85.247	113.990	98.363
22	T	20.8170	18.1725	25.7501	13.6799	78.4195
	S	105.071	97.100	84.995	114.335	98.241
23	T	20.8989	18.0811	25.6982	13.6752	78.3534
	S	104.660	97.591	85.167	114.374	98.324
24	T	21.0191	18.0587	25.7099	13.6944	78.4821
	S	104.061	97.712	85.128	114.214	98.163
25	T	20.9417	18.3196	26.0221	13.7102	78.9936
	S	104.446	96.320	84.107	114.082	97.527
26	T	21.6285	18.8147	26.9669	13.7199	81.1300
	S	101.129	93.785	81.160	114.002	94.959

Event: NJMP RTI - MX-5 Open Test
 Track: New Jersey Motorsports Park
 Report: Section Data Report
 Session: USF2000 Test Session 2

2.14 mile(s)



USF2000 Championship
 October 9, 2020

Section Data for Car 40 - Miller, Jack William

Lap	T/SF to I1	I1 to I2	I2 to I3	I3 to SF	Lap	
1	T	21.7620	18.5135	26.2067	13.9217	80.4039
	S	100.509	95.311	83.514	112.349	95.816
2	T	21.2626	18.3628	25.9247	13.8671	79.4172
	S	102.869	96.093	84.423	112.791	97.007
3	T	21.1059	18.2762	25.7527	13.7856	78.9204
	S	103.633	96.549	84.987	113.458	97.617
4	T	20.9387	18.2964	26.3280	13.7554	79.3185
	S	104.461	96.442	83.130	113.707	97.127
5	T	21.1602	18.3441	26.0078	13.8361	79.3482
	S	103.367	96.191	84.153	113.044	97.091
6	T	21.2872	18.0967	25.7581	13.7869	78.9289
	S	102.751	97.506	84.969	113.448	97.607
7	T	24.2593	20.5539	30.9112	13.8420	89.5664
	S	90.162	85.850	70.804	112.996	86.014
8	T		18.9481	26.4162		617.4298
	S		93.125	82.852		12.478
9	T	21.4328	18.1980	25.7086	13.8338	79.1732
	S	102.053	96.964	85.132	113.063	97.306
10	T	21.2060	18.1225	25.7802	13.7856	78.8943
	S	103.144	97.368	84.896	113.458	97.650
11	T	21.0958	18.1848	25.8051	13.7606	78.8463
	S	103.683	97.034	84.814	113.664	97.709
12	T	23.7393	19.3943	28.6063	13.7699	85.5098
	S	92.137	90.983	76.509	113.588	90.095
13	T		20.1772	28.6624		230.6279
	S		87.452	76.359		33.404
14	T	22.2674	19.3831	27.5329	13.7919	82.9753
	S	98.228	91.035	79.492	113.406	92.847
15	T	21.5439	18.3127	25.9194	13.8232	79.5992
	S	101.526	96.356	84.440	113.150	96.785
16	T	21.0281	17.9694	25.4109	13.7751	78.1835
	S	104.017	98.197	86.130	113.545	98.537
17	T	20.8446	17.9276	25.7075	13.7472	78.2269
	S	104.932	98.426	85.136	113.775	98.483
18	T	20.8926	18.1492	25.5250	13.7877	78.3545
	S	104.691	97.224	85.745	113.441	98.322
19	T	25.4174	20.0076	31.1974	13.7791	90.4015
	S	86.054	88.194	70.154	113.512	85.220

Event: NJMP RTI - MX-5 Open Test
Track: New Jersey Motorsports Park
Report: Section Data Report
Session: USF2000 Test Session 2

2.14 mile(s)



USF2000 Championship
October 9, 2020

Section Data for Car 41 - Vaccaro, Kent (R)

Lap	T/SF to I1	I1 to I2	I2 to I3	I3 to SF	Lap	
1	T	23.2795	19.1000	26.6487	14.0723	83.1005
	S	93.957	92.385	82.129	111.147	92.707
2	T	22.0867	18.9847	26.2824	14.1398	81.4936
	S	99.031	92.946	83.274	110.616	94.535
3	T	21.7588	18.6028	26.0031	14.0765	80.4412
	S	100.524	94.854	84.168	111.114	95.772
4	T	22.0007	19.3826	26.9107	14.0300	82.3240
	S	99.418	91.038	81.330	111.482	93.581
5	T		19.6753	26.9604		677.9444
	S		89.683	81.180		11.364
6	T	22.0270	18.5196	26.2242	14.1000	80.8708
	S	99.300	95.280	83.459	110.928	95.263
7	T	21.7078	18.3318	27.0957	13.9339	81.0692
	S	100.760	96.256	80.774	112.251	95.030
8	T	21.6177	18.6058	26.6628	14.0313	80.9176
	S	101.180	94.838	82.086	111.472	95.208
9	T	21.6981	19.1201	26.7042	14.0409	81.5633
	S	100.805	92.287	81.959	111.395	94.454
10	T	21.8934	18.6123	26.7291	14.0781	81.3129
	S	99.906	94.805	81.882	111.101	94.745
11	T	21.6386	18.8000	26.9171	13.9792	81.3349
	S	101.082	93.859	81.310	111.887	94.719
12	T		19.2895	27.6665		474.9688
	S		91.477	79.108		16.220
13	T	22.1354	18.6892	26.4350	13.9472	81.2068
	S	98.813	94.415	82.793	112.144	94.869
14	T	21.9149	18.5605	26.4516	13.9865	80.9135
	S	99.808	95.070	82.741	111.829	95.213
15	T	22.4461	19.9433	27.4511	13.9627	83.8032
	S	97.446	88.478	79.729	112.019	91.930

Event: NJMP RTI - MX-5 Open Test
Track: New Jersey Motorsports Park
Report: Section Data Report
Session: USF2000 Test Session 2

2.14 mile(s)



USF2000 Championship
October 9, 2020

Section Data for Car 44 - Brooks, Christian (R)

Lap	T/SF to I1	I1 to I2	I2 to I3	I3 to SF	Lap	
1	T	21.3294	18.2727	25.9001	13.8070	79.3092
	S	102.547	96.567	84.503	113.282	97.139
2	T	21.0794	18.1146	25.7157	13.6865	78.5962
	S	103.764	97.410	85.109	114.280	98.020
3	T	21.0408	18.0604	25.8255	13.7276	78.6543
	S	103.954	97.702	84.747	113.938	97.948
4	T	21.0362	18.0637	25.8994	13.7062	78.7055
	S	103.977	97.685	84.505	114.116	97.884
5	T	22.6030	19.4383	28.2736	13.7160	84.0309
	S	96.769	90.777	77.409	114.034	91.681
6	T		20.1608	26.5567		217.1417
	S		87.524	82.414		35.479
7	T	21.2398	18.1938	25.8201	13.7575	79.0112
	S	102.980	96.986	84.765	113.690	97.505
8	T	21.0839	18.0169	25.7697	13.7024	78.5729
	S	103.741	97.938	84.931	114.147	98.049
9	T	21.0907	18.1684	28.9709	13.6640	81.8940
	S	103.708	97.122	75.546	114.468	94.073
10	T	21.1397	18.1033	27.0161	13.6690	79.9281
	S	103.468	97.471	81.012	114.426	96.387
11	T	21.1523	18.1394	25.7087	13.7586	78.7590
	S	103.406	97.277	85.132	113.681	97.817
12	T		18.5910	29.2542		543.0815
	S		94.914	74.814		14.186
13	T	21.2043	18.0280	34.6158	13.6938	87.5419
	S	103.152	97.878	63.227	114.219	88.004
14	T	20.9396	17.9330	25.5492	13.6131	78.0349
	S	104.456	98.397	85.664	114.896	98.725
15	T	21.0560	17.8605	25.5596	13.6967	78.1728
	S	103.879	98.796	85.629	114.195	98.551
16	T	20.8292	17.8758	25.6200	13.6818	78.0068
	S	105.010	98.711	85.427	114.319	98.761
17	T	20.9035	17.9604	25.8104	13.6883	78.3626
	S	104.637	98.246	84.797	114.265	98.312

Event: NJMP RTI - MX-5 Open Test
Track: New Jersey Motorsports Park
Report: Section Data Report
Session: USF2000 Test Session 2

2.14 mile(s)



USF2000 Championship
October 9, 2020

Section Data for Car 5 - Brichacek, Wyatt (R)

Lap	T/SF to I1	I1 to I2	I2 to I3	I3 to SF	Lap	
1	T	22.1213	18.6421	26.0839	15.1964	82.0437
	S	98.876	94.654	83.908	102.925	93.901
2	T	21.4934	18.3930	25.9722	13.8627	79.7213
	S	101.765	95.936	84.268	112.827	96.637
3	T	21.2773	18.2152	25.8813	13.8266	79.2004
	S	102.798	96.872	84.564	113.122	97.272
4	T	21.2889	18.3412	25.8718	13.7835	79.2854
	S	102.742	96.207	84.595	113.476	97.168
5	T	21.0901	18.1875	25.8021	13.7914	78.8711
	S	103.711	97.020	84.824	113.411	97.678
6	T	21.4693	18.3260	26.0461	13.7758	79.6172
	S	101.879	96.286	84.029	113.539	96.763
7	T	21.1691	18.1827	25.9611	13.7958	79.1087
	S	103.324	97.045	84.304	113.374	97.385
8	T	21.4215	18.3751	26.0054	13.7429	79.5449
	S	102.106	96.029	84.161	113.811	96.851
9	T	21.1532	18.2174	26.2360	13.7914	79.3980
	S	103.402	96.860	83.421	113.411	97.030
10	T	21.8011	18.7406	26.6794	13.6712	80.8923
	S	100.329	94.156	82.035	114.408	95.238
11	T	21.3960	18.2881	26.1415	13.8232	79.6488
	S	102.228	96.486	83.723	113.150	96.725
12	T	21.4126	18.2873	26.3534	13.8483	79.9016
	S	102.149	96.490	83.049	112.945	96.419
13	T		18.8489	26.2331		207.5439
	S		93.615	83.430		37.120
14	T	21.4154	18.5031	26.0293	13.8251	79.7729
	S	102.136	95.365	84.084	113.134	96.574
15	T	21.2258	23.8358	28.5483	13.8440	87.4539
	S	103.048	74.029	76.664	112.980	88.092
16	T		18.9078	26.3729		223.6272
	S		93.324	82.988		34.450
17	T	21.4635	18.5546	26.1694	13.8191	80.0066
	S	101.907	95.100	83.633	113.183	96.292
18	T	21.5768	18.3614	26.1471	13.8630	79.9483
	S	101.372	96.101	83.705	112.825	96.362
19	T	21.4325	18.2739	25.9942	13.8476	79.5482
	S	102.054	96.561	84.197	112.950	96.847

Event: NJMP RTI - MX-5 Open Test
Track: New Jersey Motorsports Park
Report: Section Data Report
Session: USF2000 Test Session 2

2.14 mile(s)



USF2000 Championship
October 9, 2020

Section Data for Car 5 - Brichacek, Wyatt (R)

Lap	T/SF to I1	I1 to I2	I2 to I3	I3 to SF	Lap	
20	T	21.4742	18.3275	26.0967	13.8064	79.7048
	S	101.856	96.279	83.866	113.287	96.657
21	T	21.4637	18.4700	26.1009	13.7554	79.7900
	S	101.906	95.536	83.853	113.707	96.553
22	T	21.6439	18.6578	26.5068	13.8023	80.6108
	S	101.057	94.574	82.569	113.321	95.570
23	T				93.1026	
	S				16.800	

Event: NJMP RTI - MX-5 Open Test
Track: New Jersey Motorsports Park
Report: Section Data Report
Session: USF2000 Test Session 2

2.14 mile(s)



USF2000 Championship
October 9, 2020

Section Data for Car 6 - Rasmussen, Christian

Lap	T/SF to I1	I1 to I2	I2 to I3	I3 to SF	Lap	
1	T	21.6867	18.6848	25.8972	15.1255	81.3942
	S	100.858	94.437	84.512	103.408	94.650
2	T	21.2171	18.2553	25.8203	13.8787	79.1714
	S	103.090	96.659	84.764	112.697	97.308
3	T	20.9778	18.1202	25.6399	13.7855	78.5234
	S	104.266	97.380	85.361	113.459	98.111
4	T	20.9368	18.3082	25.7066	13.7341	78.6857
	S	104.470	96.380	85.139	113.884	97.909
5	T	20.9661	18.3593	26.0248	13.7171	79.0673
	S	104.324	96.112	84.098	114.025	97.436
6	T	21.1710	18.1333	25.8914	13.6904	78.8861
	S	103.315	97.310	84.531	114.247	97.660
7	T	21.1837	18.1571	28.7400	13.7297	81.8105
	S	103.253	97.182	76.153	113.920	94.169
8	T	21.1736	18.1752	26.0015	13.7988	79.1491
	S	103.302	97.085	84.173	113.350	97.335
9	T	21.4505	18.2331	26.3734	13.6754	79.7324
	S	101.968	96.777	82.987	114.373	96.623
10	T		18.4300	26.1390		383.6654
	S		95.743	83.731		20.080
11	T	21.2012	18.1907	25.9316	13.7726	79.0961
	S	103.167	97.003	84.400	113.565	97.401
12	T	21.4716	18.3957	26.0714	13.7930	79.7317
	S	101.868	95.922	83.948	113.397	96.624
13	T	21.2290	18.3262	26.1152	13.8023	79.4727
	S	103.032	96.285	83.807	113.321	96.939
14	T	21.3813	18.4757	25.9968	13.7894	79.6432
	S	102.298	95.506	84.189	113.427	96.731
15	T	21.5271	18.6931	26.2692	13.7614	80.2508
	S	101.606	94.396	83.316	113.658	95.999
16	T		18.4662	26.4837		269.1755
	S		95.555	82.641		28.621
17	T	21.2485	18.4208	26.1515	13.8136	79.6344
	S	102.938	95.791	83.691	113.228	96.742
18	T	21.2595	18.3033	26.0944	13.7788	79.4360
	S	102.884	96.406	83.874	113.514	96.984
19	T	21.3270	18.6610	26.9848	13.7925	80.7653
	S	102.559	94.558	81.106	113.402	95.387

Event: NJMP RTI - MX-5 Open Test
Track: New Jersey Motorsports Park
Report: Section Data Report
Session: USF2000 Test Session 2

2.14 mile(s)



USF2000 Championship
October 9, 2020

Section Data for Car 7 - Bogle, Christian

Lap	T/SF to I1	I1 to I2	I2 to I3	I3 to SF	Lap	
1	T	21.6350	18.5856	25.8059	13.9406	79.9671
	S	101.099	94.942	84.811	112.197	96.340
2	T	21.0990	18.3294	25.5047	13.7853	78.7184
	S	103.667	96.269	85.813	113.461	97.868
3	T	21.0070	18.2021	25.7868	13.7735	78.7694
	S	104.121	96.942	84.874	113.558	97.804
4	T	21.1137	18.1808	25.8074	13.9748	79.0767
	S	103.595	97.055	84.807	111.922	97.424
5	T	21.1539	18.5320	25.9871	13.8434	79.5164
	S	103.398	95.216	84.220	112.985	96.886
6	T	21.1122	18.3500	25.9356	13.8212	79.2190
	S	103.602	96.161	84.387	113.166	97.249
7	T	20.9295	18.2427	26.0412	13.8395	79.0529
	S	104.507	96.726	84.045	113.016	97.454
8	T	21.3235	18.3737	25.9881	13.8500	79.5353
	S	102.576	96.036	84.217	112.931	96.863
9	T	21.1439	18.3800	25.8854	13.8508	79.2601
	S	103.447	96.004	84.551	112.924	97.199
10	T	21.0526	18.3216	25.9360	13.8713	79.1815
	S	103.896	96.310	84.386	112.757	97.295
11	T	21.2135	19.4870	27.0936	13.8547	81.6488
	S	103.108	90.550	80.781	112.892	94.355
12	T	22.1766	19.0811	29.0871	14.5853	84.9301
	S	98.630	92.476	75.244	107.237	90.710
13	T	21.3803	18.4975	26.1082	13.8371	79.8231
	S	102.303	95.394	83.829	113.036	96.513
14	T	21.1817	19.2522	27.1782	13.9138	81.5259
	S	103.262	91.654	80.529	112.413	94.498
15	T		19.2499	26.5337		308.5218
	S		91.665	82.485		24.971
16	T	21.4166	18.6735	26.2920	13.8387	80.2208
	S	102.130	94.495	83.243	113.023	96.035
17	T	21.3586	18.4801	26.2482	13.8340	79.9209
	S	102.407	95.484	83.382	113.061	96.395
18	T	21.4354	18.5190	26.9691	13.8577	80.7812
	S	102.040	95.283	81.153	112.868	95.369
19	T	21.4679	18.7815	26.6651	13.8206	80.7351
	S	101.886	93.951	82.079	113.171	95.423

Event: NJMP RTI - MX-5 Open Test
Track: New Jersey Motorsports Park
Report: Section Data Report
Session: USF2000 Test Session 2

2.14 mile(s)



USF2000 Championship
October 9, 2020

Section Data for Car 8 - Dupell, Kyle

Lap	T/SF to I1	I1 to I2	I2 to I3	I3 to SF	Lap	
1	T	21.8745	18.8256	26.2875	13.9439	80.9315
	S	99.992	93.731	83.258	112.170	95.192
2	T		18.6149	26.3880		333.5844
	S		94.792	82.941		23.095
3	T	21.5264	18.5232	26.1435	13.8042	79.9973
	S	101.609	95.261	83.716	113.305	96.303
4	T	21.2642	18.2093	26.0127	13.7984	79.2846
	S	102.862	96.904	84.137	113.353	97.169
5	T	21.4979	18.3598	26.0588	13.7886	79.7051
	S	101.744	96.109	83.988	113.434	96.656
6	T	21.3910	18.3250	26.4174	13.7946	79.9280
	S	102.252	96.292	82.848	113.384	96.387
7	T	21.3435	18.9595	29.7923	13.7523	83.8476
	S	102.480	93.069	73.463	113.733	91.881
8	T	21.2764	19.7009	27.4148	13.7612	82.1533
	S	102.803	89.567	79.834	113.659	93.776
9	T		18.4397	26.2481		224.6273
	S		95.693	83.383		34.297
10	T	21.6489	18.3411	26.4428	13.7519	80.1847
	S	101.034	96.207	82.769	113.736	96.078
11	T	21.9928	18.9492	26.3965	13.7759	81.1144
	S	99.454	93.120	82.914	113.538	94.977
12	T	21.5989	18.4436	26.2673	13.8250	80.1348
	S	101.268	95.673	83.322	113.135	96.138
13	T	21.3730	18.3782	26.1895	13.8209	79.7616
	S	102.338	96.013	83.569	113.169	96.588
14	T	21.3651	18.4249	26.5573	13.7602	80.1075
	S	102.376	95.770	82.412	113.668	96.171
15	T		19.5992	27.1689		237.1795
	S		90.032	80.557		32.482
16	T	21.3536	18.3997	25.9599	13.8296	79.5428
	S	102.431	95.901	84.308	113.097	96.854
17	T	21.1296	18.2810	25.6232	13.7340	78.7678
	S	103.517	96.523	85.416	113.885	97.806
18	T	21.3949	18.1778	25.7878	13.7949	79.1554
	S	102.233	97.071	84.871	113.382	97.328
19	T	21.3550	18.1870	25.9884	13.7514	79.2818
	S	102.424	97.022	84.216	113.740	97.172

Event: NJMP RTI - MX-5 Open Test
Track: New Jersey Motorsports Park
Report: Section Data Report
Session: USF2000 Test Session 2

2.14 mile(s)



USF2000 Championship
October 9, 2020

Section Data for Car 8 - Dupell, Kyle

Lap	T/SF to I1	I1 to I2	I2 to I3	I3 to SF	Lap	
20	T	21.1310	18.2476	25.9714	13.7530	79.1030
	S	103.510	96.700	84.271	113.727	97.392
21	T	21.3850	18.9405	26.3018	13.7027	80.3300
	S	102.281	93.163	83.212	114.145	95.904
22	T	21.2420	18.2355	26.0478	13.7713	79.2966
	S	102.969	96.764	84.024	113.576	97.154

Event: NJMP RTI - MX-5 Open Test
Track: New Jersey Motorsports Park
Report: Section Data Report
Session: USF2000 Test Session 2

2.14 mile(s)



USF2000 Championship
October 9, 2020

Section Data for Car 9 - Siegel, Nolan

Lap	T/SF to I1	I1 to I2	I2 to I3	I3 to SF	Lap	
1	T	21.6145	18.4506	26.0568	13.8787	80.0006
	S	101.195	95.636	83.995	112.697	96.299
2	T	21.1387	18.2924	25.8451	13.8429	79.1191
	S	103.472	96.463	84.683	112.989	97.372
3	T	21.0475	18.1977	25.9341	13.7707	78.9500
	S	103.921	96.965	84.392	113.581	97.581
4	T	20.9978	18.2371	25.7244	13.7060	78.6653
	S	104.167	96.756	85.080	114.117	97.934
5	T	21.0365	19.0912	26.6529	13.7134	80.4940
	S	103.975	92.427	82.116	114.056	95.709
6	T		18.2915	26.1105		295.2286
	S		96.468	83.822		26.095
7	T	21.0754	18.1647	25.7319	13.7910	78.7630
	S	103.783	97.141	85.055	113.414	97.812
8	T	21.0566	18.2228	25.9397	13.7315	78.9506
	S	103.876	96.832	84.374	113.905	97.580
9	T	21.0613	18.2177	25.9168	13.7616	78.9574
	S	103.853	96.859	84.449	113.656	97.572
10	T	21.1393	18.1144	26.1820	13.7920	79.2277
	S	103.469	97.411	83.593	113.406	97.239
11	T		19.4418	27.5883		1034.9717
	S		90.760	79.332		7.444

Event: NJMP RTI - MX-5 Open Test
Track: New Jersey Motorsports Park
Report: Section Data Report
Session: USF2000 Test Session 2

2.14 mile(s)








USF2000 Championship
October 9, 2020

Section Data for Car

Report Support Information

Section Legend	
Name	Length
SF to I1	0.607576 miles
I1 to I2	0.490152 miles
I2 to I3	0.607955 miles
I3 to SF	0.434470 miles
Lap	2.140000 miles
SFP to I1	0.607576 miles
I3 to SFP	0.434470 miles

Color Legend	
	Fastest Lap
	Section Under Caution
	Section Under Green
	Section Time Data
	Section Speed Data

