

Event: USF Pro Fall Combine Open Test - USF2000

Track: Indianapolis Motor Speedway RC

2.58 mile(s)

Report: Section Data Report

USF2000 Championship



Session: Test Session 3

October 22, 2022

Section Data for Car 1 - Clark, Mac (R)

Lap	T/S	Lap
1	T	88.1829
	S	99.570
2	T	87.6863
	S	100.134
3	T	87.4526
	S	100.402
4	T	87.9622
	S	99.820
5	T	87.5578
	S	100.281
6	T	87.7239
	S	100.091
7	T	87.6975
	S	100.121
8	T	88.0814
	S	99.685
9	T	87.6868
	S	100.134
10	T	87.4262
	S	100.432
11	T	87.5099
	S	100.336
12	T	87.5660
	S	100.272
13	T	89.7799
	S	97.799

Event: USF Pro Fall Combine Open Test - USF2000

Track: Indianapolis Motor Speedway RC

2.58 mile(s)

Report: Section Data Report

USF2000 Championship



Session: Test Session 3

October 22, 2022

Section Data for Car 10 - Garciarce, George

Lap	T/SLap	
1	T	89.7549
	S	97.826
2	T	88.8936
	S	98.774
3	T	88.4786
	S	99.238
4	T	88.4526
	S	99.267
5	T	88.5725
	S	99.132
6	T	88.4261
	S	99.296
7	T	88.3478
	S	99.384
8	T	88.1403
	S	99.618
9	T	88.3288
	S	99.406
10	T	88.3919
	S	99.335
11	T	88.5117
	S	99.200
12	T	88.3463
	S	99.386
13	T	88.6610
	S	99.033
14	T	88.4135
	S	99.311
15	T	89.2165
	S	98.417
16	T	199.1725
	S	44.084
17	T	88.3222
	S	99.413
18	T	87.8355
	S	99.964
19	T	87.8088
	S	99.995

Event: USF Pro Fall Combine Open Test - USF2000

Track: Indianapolis Motor Speedway RC

2.58 mile(s)

Report: Section Data Report

USF2000 Championship



Session: Test Session 3

October 22, 2022

Section Data for Car 10 - Garciarce, George

Lap	T/SLap	
20	T	87.6821
	S	100.139
21	T	87.8948
	S	99.897
22	T	88.2166
	S	99.532
23	T	87.5928
	S	100.241
24	T	272.7348
	S	32.194

Event: USF Pro Fall Combine Open Test - USF2000

Track: Indianapolis Motor Speedway RC

2.58 mile(s)

Report: Section Data Report

USF2000 Championship



Session: Test Session 3

October 22, 2022

Section Data for Car 11 - Armstrong, Quinn (R)

Lap	T/SLap	
1	T	89.8380
	S	97.736
2	T	89.3587
	S	98.260
3	T	89.1847
	S	98.452
4	T	88.9780
	S	98.681
5	T	90.5450
	S	96.973
6	T	89.5805
	S	98.017
7	T	89.3306
	S	98.291
8	T	89.5804
	S	98.017
9	T	89.3329
	S	98.289
10	T	89.4576
	S	98.152
11	T	89.7562
	S	97.825
12	T	90.0366
	S	97.520
13	T	91.1122
	S	96.369
14	T	88.6633
	S	99.031
15	T	88.9370
	S	98.726
16	T	89.1098
	S	98.535
17	T	90.1747
	S	97.371
18	T	89.3618
	S	98.257
19	T	89.0646
	S	98.585

Event: USF Pro Fall Combine Open Test - USF2000

Track: Indianapolis Motor Speedway RC

2.58 mile(s)

Report: Section Data Report

USF2000 Championship



Session: Test Session 3

October 22, 2022

Section Data for Car 11 - Armstrong, Quinn (R)

Lap	T/Slap	
20	T	90.5913
	S	96.923

Event: USF Pro Fall Combine Open Test - USF2000

Track: Indianapolis Motor Speedway RC

2.58 mile(s)

Report: Section Data Report

USF2000 Championship



Session: Test Session 3

October 22, 2022

Section Data for Car 12 - Jamieson, Maxwell (R)

Lap	T/S	Lap
1	T	89.8427
	S	97.731
2	T	88.9334
	S	98.730
3	T	88.4839
	S	99.232
4	T	88.0686
	S	99.700
5	T	88.4550
	S	99.264
6	T	88.8032
	S	98.875
7	T	89.3406
	S	98.280
8	T	88.6058
	S	99.095
9	T	90.2424
	S	97.298
10	T	88.6442
	S	99.052
11	T	88.9619
	S	98.698
12	T	88.2733
	S	99.468
13	T	88.4886
	S	99.226
14	T	88.3501
	S	99.382
15	T	87.8846
	S	99.908
16	T	93.4429
	S	93.965
17	T	199.6419
	S	43.981
18	T	88.5625
	S	99.144

Event: USF Pro Fall Combine Open Test - USF2000

Track: Indianapolis Motor Speedway RC

2.58 mile(s)

Report: Section Data Report

USF2000 Championship



Session: Test Session 3

October 22, 2022

Section Data for Car 14 - Corry, Sam (R)

Lap	T/S	Lap
1	T	334.4516
	S	26.253
2	T	89.5166
	S	98.087
3	T	89.8784
	S	97.692
4	T	259.2424
	S	33.869
5	T	91.3765
	S	96.090
6	T	87.6676
	S	100.156
7	T	88.1010
	S	99.663
8	T	87.7185
	S	100.097
9	T	87.5605
	S	100.278
10	T	87.8600
	S	99.936
11	T	88.2288
	S	99.519
12	T	87.7852
	S	100.021
13	T	87.8957
	S	99.896
14	T	89.1323
	S	98.510
15	T	197.7094
	S	44.411

Event: USF Pro Fall Combine Open Test - USF2000

Track: Indianapolis Motor Speedway RC

2.58 mile(s)

Report: Section Data Report

USF2000 Championship



Session: Test Session 3

October 22, 2022

Section Data for Car 15 - Dyszelski, Danny

Lap	T/S	Lap
1	T	180.6329
	S	48.609
2	T	89.5296
	S	98.073
3	T	88.0231
	S	99.751
4	T	87.9784
	S	99.802
5	T	87.9667
	S	99.815
6	T	87.7913
	S	100.014
7	T	88.0983
	S	99.666
8	T	88.2392
	S	99.507
9	T	242.3550
	S	36.229
10	T	88.0158
	S	99.759
11	T	96.5449
	S	90.946
12	T	87.5588
	S	100.280
13	T	87.9955
	S	99.782
14	T	604.8930
	S	14.516
15	T	90.7015
	S	96.805
16	T	86.8809
	S	101.062
17	T	87.1060
	S	100.801
18	T	87.1945
	S	100.699
19	T	87.6684
	S	100.155

Event: USF Pro Fall Combine Open Test - USF2000

Track: Indianapolis Motor Speedway RC

2.58 mile(s)

Report: Section Data Report

USF2000 Championship



Session: Test Session 3

October 22, 2022

Section Data for Car 15 - Dyszelski, Danny

Lap	T/Slap	
20	T	87.3676
	S	100.499
21	T	87.6626
	S	100.161

Event: USF Pro Fall Combine Open Test - USF2000

Track: Indianapolis Motor Speedway RC

2.58 mile(s)

Report: Section Data Report

USF2000 Championship

Session: Test Session 3

October 22, 2022



Section Data for Car 16 - Taylor, Max (R)

Lap	T/Slap	
1	T	181.6383
	S	48.340
2	T	92.4446
	S	94.980
3	T	90.7665
	S	96.736
4	T	90.3917
	S	97.137
5	T	94.8734
	S	92.549
6	T	89.4246
	S	98.188
7	T	89.8095
	S	97.767

Event: USF Pro Fall Combine Open Test - USF2000

Track: Indianapolis Motor Speedway RC

2.58 mile(s)

Report: Section Data Report

USF2000 Championship



Session: Test Session 3

October 22, 2022

Section Data for Car 17 - Johnson, Nikita

Lap	T/S	Lap
1	T	90.4151
	S	97.112
2	T	87.8347
	S	99.965
3	T	87.9460
	S	99.839
4	T	87.7989
	S	100.006
5	T	237.2803
	S	37.004
6	T	87.6416
	S	100.185
7	T	87.6742
	S	100.148
8	T	87.2348
	S	100.652
9	T	87.3724
	S	100.494
10	T	87.2472
	S	100.638
11	T	976.8495
	S	8.988
12	T	90.9605
	S	96.530
13	T	86.7821
	S	101.178
14	T	86.7958
	S	101.162
15	T	86.8942
	S	101.047
16	T	92.9354
	S	94.479
17	T	86.8813
	S	101.062
18	T	89.4927
	S	98.113

Event: USF Pro Fall Combine Open Test - USF2000

Track: Indianapolis Motor Speedway RC

2.58 mile(s)

Report: Section Data Report

USF2000 Championship



Session: Test Session 3

October 22, 2022

Section Data for Car 18 - Ping, Noah (R)

Lap	T/SLap	
1	T	96.5146
	S	90.975
2	T	92.2280
	S	95.203
3	T	88.0554
	S	99.714
4	T	88.5123
	S	99.200
5	T	118.0732
	S	74.364
6	T	88.9362
	S	98.727
7	T	88.6266
	S	99.072
8	T	87.8963
	S	99.895
9	T	88.4479
	S	99.272
10	T	88.3483
	S	99.384
11	T	88.1420
	S	99.617
12	T	87.9943
	S	99.784
13	T	93.1574
	S	94.253
14	T	88.3577
	S	99.373
15	T	87.9730
	S	99.808
16	T	88.6471
	S	99.049
17	T	549.1008
	S	15.991
18	T	97.9294
	S	89.661
19	T	90.4371
	S	97.088

Event: USF Pro Fall Combine Open Test - USF2000

Track: Indianapolis Motor Speedway RC

2.58 mile(s)

Report: Section Data Report

USF2000 Championship



Session: Test Session 3

October 22, 2022

Section Data for Car 18 - Ping, Noah (R)

Lap	T/Slap	
20	T	89.0839
	S	98.563
21	T	88.0529
	S	99.717
22	T	90.9791
	S	96.510
23	T	93.9726
	S	93.436

Event: USF Pro Fall Combine Open Test - USF2000

Track: Indianapolis Motor Speedway RC

2.58 mile(s)

Report: Section Data Report

USF2000 Championship



Session: Test Session 3

October 22, 2022

Section Data for Car 19 - Ping, Zack (R)

Lap	T/SLap	
1	T	102.7039
	S	85.492
2	T	94.3638
	S	93.048
3	T	89.8454
	S	97.728
4	T	89.5748
	S	98.023
5	T	89.0346
	S	98.618
6	T	89.1492
	S	98.491
7	T	89.7278
	S	97.856
8	T	89.7493
	S	97.833
9	T	89.7988
	S	97.779
10	T	89.3619
	S	98.257
11	T	89.1321
	S	98.510
12	T	89.3812
	S	98.235
13	T	89.0061
	S	98.649
14	T	89.2240
	S	98.408
15	T	89.1209
	S	98.522
16	T	89.1396
	S	98.502
17	T	89.1132
	S	98.531
18	T	88.9155
	S	98.750
19	T	88.9696
	S	98.690

Event: USF Pro Fall Combine Open Test - USF2000

Track: Indianapolis Motor Speedway RC

2.58 mile(s)

Report: Section Data Report

USF2000 Championship



Session: Test Session 3

October 22, 2022

Section Data for Car 19 - Ping, Zack (R)

Lap	T/Slap	
20	T	93.5831
	S	93.825
21	T	89.4649
	S	98.144
22	T	89.8637
	S	97.708
23	T	90.3646
	S	97.166

Event: USF Pro Fall Combine Open Test - USF2000

Track: Indianapolis Motor Speedway RC

2.58 mile(s)

Report: Section Data Report

USF2000 Championship



Session: Test Session 3

October 22, 2022

Section Data for Car 2 - Etter, Carson (R)

Lap	T/S	Lap
1	T	92.4962
	S	94.927
2	T	91.0754
	S	96.408
3	T	91.0894
	S	96.393
4	T	103.6885
	S	84.681
5	T	91.9370
	S	95.505
6	T	93.2386
	S	94.171
7	T	91.7413
	S	95.708
8	T	92.0474
	S	95.390
9	T	262.5172
	S	33.447
10	T	92.6101
	S	94.810
11	T	90.8598
	S	96.637
12	T	90.6711
	S	96.838
13	T	94.4232
	S	92.990
14	T	93.6853
	S	93.722
15	T	459.8236
	S	19.095
16	T	91.6114
	S	95.844
17	T	92.3056
	S	95.123
18	T	90.5881
	S	96.927
19	T	91.1057
	S	96.376

Event: USF Pro Fall Combine Open Test - USF2000

Track: Indianapolis Motor Speedway RC

2.58 mile(s)

Report: Section Data Report

USF2000 Championship



Session: Test Session 3

October 22, 2022

Section Data for Car 2 - Etter, Carson (R)

Lap	T/Slap	
20	T	91.4439
	S	96.020
21	T	91.0044
	S	96.483
22	T	129.0421
	S	68.043

Event: USF Pro Fall Combine Open Test - USF2000

Track: Indianapolis Motor Speedway RC

2.58 mile(s)

Report: Section Data Report

USF2000 Championship



Session: Test Session 3

October 22, 2022

Section Data for Car 22 - Houk, Ayrton (R)

Lap	T/S	Lap
1	T	89.8737
	S	97.697
2	T	89.0056
	S	98.650
3	T	90.9448
	S	96.546
4	T	168.6955
	S	52.049
5	T	88.3775
	S	99.351
6	T	88.1320
	S	99.628
7	T	88.4526
	S	99.267
8	T	87.7784
	S	100.029
9	T	87.5566
	S	100.283
10	T	87.7889
	S	100.017
11	T	92.9701
	S	94.443
12	T	249.2819
	S	35.223
13	T	87.7821
	S	100.025
14	T	88.1302
	S	99.630
15	T	87.8246
	S	99.977
16	T	87.7672
	S	100.042
17	T	177.1408
	S	49.567
18	T	90.3834
	S	97.146
19	T	88.1154
	S	99.647

Event: USF Pro Fall Combine Open Test - USF2000

Track: Indianapolis Motor Speedway RC

2.58 mile(s)

Report: Section Data Report

USF2000 Championship

Session: Test Session 3

October 22, 2022



Section Data for Car 22 - Houk, Ayrton (R)

Lap	T/Slap	
20	T	87.4978
	S	100.350
21	T	87.1701
	S	100.727
22	T	87.0545
	S	100.861
23	T	88.8634
	S	98.808
24	T	88.0137
	S	99.762
25	T	87.3834
	S	100.481
26	T	87.3396
	S	100.532

Event: USF Pro Fall Combine Open Test - USF2000

Track: Indianapolis Motor Speedway RC

2.58 mile(s)

Report: Section Data Report

USF2000 Championship



Session: Test Session 3

October 22, 2022

Section Data for Car 32 - Pribyl, Jason (R)

Lap	T/Slap	Time
1	T	89.6300
	S	97.963
2	T	88.6830
	S	99.009
3	T	88.1281
	S	99.632
4	T	88.1867
	S	99.566
5	T	95.1110
	S	92.317
6	T	88.1487
	S	99.609
7	T	89.1673
	S	98.471
8	T	441.4803
	S	19.889
9	T	88.3864
	S	99.341
10	T	87.9661
	S	99.816
11	T	88.0532
	S	99.717
12	T	87.6525
	S	100.173
13	T	87.6610
	S	100.163
14	T	329.4129
	S	26.655
15	T	93.3205
	S	94.089
16	T	90.7952
	S	96.706
17	T	87.4967
	S	100.351
18	T	87.1147
	S	100.791
19	T	87.5683
	S	100.269

Event: USF Pro Fall Combine Open Test - USF2000

Track: Indianapolis Motor Speedway RC

2.58 mile(s)

Report: Section Data Report

USF2000 Championship



Session: Test Session 3

October 22, 2022

Section Data for Car 32 - Pribyl, Jason (R)

Lap	T/Slap	
20	T	87.3165
	S	100.558
21	T	87.5514
	S	100.289
22	T	87.9986
	S	99.779
23	T	89.3960
	S	98.219

Event: USF Pro Fall Combine Open Test - USF2000

Track: Indianapolis Motor Speedway RC

2.58 mile(s)

Report: Section Data Report

USF2000 Championship



Session: Test Session 3

October 22, 2022

Section Data for Car 56 - Castro, Andre

Lap	T/SLap	
1	T	88.2260
	S	99.522
2	T	88.7182
	S	98.970
3	T	87.4461
	S	100.409
4	T	87.3008
	S	100.576
5	T	87.3778
	S	100.488
6	T	87.1462
	S	100.755
7	T	87.2224
	S	100.667
8	T	87.5621
	S	100.276
9	T	87.3628
	S	100.505
10	T	87.6614
	S	100.163
11	T	506.5682
	S	17.333
12	T	87.5803
	S	100.255
13	T	87.2152
	S	100.675
14	T	87.0909
	S	100.819
15	T	88.0208
	S	99.754
16	T	476.1275
	S	18.441
17	T	87.1025
	S	100.805
18	T	91.7574
	S	95.691
19	T	87.0642
	S	100.850

Event: USF Pro Fall Combine Open Test - USF2000

Track: Indianapolis Motor Speedway RC

2.58 mile(s)

Report: Section Data Report

USF2000 Championship



Session: Test Session 3

October 22, 2022

Section Data for Car 56 - Castro, Andre

Lap	T/Slap	
20	T	87.6679
	S	100.155

Event: USF Pro Fall Combine Open Test - USF2000

Track: Indianapolis Motor Speedway RC

2.58 mile(s)

Report: Section Data Report

USF2000 Championship



Session: Test Session 3

October 22, 2022

Section Data for Car 57 - Cox, Elliot (R)

Lap	T/S	Lap
1	T	184.1556
	S	47.679
2	T	88.7486
	S	98.936
3	T	90.2245
	S	97.317
4	T	412.2255
	S	21.300
5	T	88.0575
	S	99.712
6	T	88.0878
	S	99.678
7	T	88.3642
	S	99.366
8	T	88.3979
	S	99.328
9	T	88.3548
	S	99.377
10	T	90.6999
	S	96.807
11	T	479.4031
	S	18.315
12	T	88.2224
	S	99.526
13	T	88.1376
	S	99.622
14	T	88.0848
	S	99.681
15	T	88.2965
	S	99.442
16	T	333.6454
	S	26.317
17	T	88.3925
	S	99.334
18	T	88.0767
	S	99.690

Event: USF Pro Fall Combine Open Test - USF2000

Track: Indianapolis Motor Speedway RC

2.58 mile(s)

Report: Section Data Report

USF2000 Championship



Session: Test Session 3

October 22, 2022

Section Data for Car 58 - Myers, Michael

Lap	T/SLap	
1	T	90.9959
	S	96.492
2	T	89.9871
	S	97.574
3	T	89.1547
	S	98.485
4	T	88.6089
	S	99.092
5	T	89.0811
	S	98.566
6	T	88.7005
	S	98.989
7	T	88.8657
	S	98.805
8	T	88.7233
	S	98.964
9	T	463.1514
	S	18.958
10	T	89.4035
	S	98.211
11	T	89.6815
	S	97.906
12	T	88.5380
	S	99.171
13	T	88.7768
	S	98.904
14	T	88.4314
	S	99.291
15	T	89.4086
	S	98.205
16	T	291.1141
	S	30.161
17	T	88.5175
	S	99.194
18	T	88.3637
	S	99.367
19	T	88.2607
	S	99.483

Event: USF Pro Fall Combine Open Test - USF2000

Track: Indianapolis Motor Speedway RC

2.58 mile(s)

Report: Section Data Report

USF2000 Championship



Session: Test Session 3

October 22, 2022

Section Data for Car 58 - Myers, Michael

Lap	T/Slap	
20	T	88.1648
	S	99.591
21	T	87.9298
	S	99.857
22	T	88.2795
	S	99.461
23	T	88.6618
	S	99.033

Event: USF Pro Fall Combine Open Test - USF2000

Track: Indianapolis Motor Speedway RC

2.58 mile(s)

Report: Section Data Report

USF2000 Championship



Session: Test Session 3

October 22, 2022

Section Data for Car 6 - Papasavvas, Evagoras

Lap	T/SLap	
1	T	89.6753
	S	97.913
2	T	88.1354
	S	99.624
3	T	88.0327
	S	99.740
4	T	89.1750
	S	98.463
5	T	88.4988
	S	99.215
6	T	88.5835
	S	99.120
7	T	88.5461
	S	99.162
8	T	88.4700
	S	99.247
9	T	88.3465
	S	99.386
10	T	88.5748
	S	99.130
11	T	88.4163
	S	99.307
12	T	410.8120
	S	21.373
13	T	88.1300
	S	99.630
14	T	318.2904
	S	27.586
15	T	87.7673
	S	100.042
16	T	87.3399
	S	100.531
17	T	87.3081
	S	100.568
18	T	88.0907
	S	99.675
19	T	87.7872
	S	100.019

Event: USF Pro Fall Combine Open Test - USF2000

Track: Indianapolis Motor Speedway RC

2.58 mile(s)

Report: Section Data Report

USF2000 Championship



Session: Test Session 3

October 22, 2022

Section Data for Car 6 - Papasavvas, Evagoras

Lap	T/Slap	
20	T	87.6493
	S	100.176
21	T	87.5527
	S	100.287
22	T	87.6231
	S	100.206
23	T	89.3279
	S	98.294

Event: USF Pro Fall Combine Open Test - USF2000

Track: Indianapolis Motor Speedway RC

2.58 mile(s)

Report: Section Data Report

USF2000 Championship



Session: Test Session 3

October 22, 2022

Section Data for Car 7 - Morey IV, Albert (R)

Lap	T/Slap	
1	T	90.4532
	S	97.071

Event: USF Pro Fall Combine Open Test - USF2000

Track: Indianapolis Motor Speedway RC

2.58 mile(s)

Report: Section Data Report

USF2000 Championship



Session: Test Session 3

October 22, 2022

Section Data for Car 8 - Hughes, Lochie (R)

Lap	T/S	Lap
1	T	88.5867
	S	99.116
2	T	88.1114
	S	99.651
3	T	88.9132
	S	98.752
4	T	89.9927
	S	97.568
5	T	88.1319
	S	99.628
6	T	87.8210
	S	99.981
7	T	88.4062
	S	99.319
8	T	326.1258
	S	26.923
9	T	87.7696
	S	100.039
10	T	87.7024
	S	100.116
11	T	93.3830
	S	94.026
12	T	811.8668
	S	10.815
13	T	87.9736
	S	99.807
14	T	87.1716
	S	100.725
15	T	87.1672
	S	100.731
16	T	92.2525
	S	95.178
17	T	88.1025
	S	99.661
18	T	87.7395
	S	100.074
19	T	95.3548
	S	92.081

Event: USF Pro Fall Combine Open Test - USF2000

Track: Indianapolis Motor Speedway RC

2.58 mile(s)

Report: Section Data Report

USF2000 Championship



Session: Test Session 3

October 22, 2022

Section Data for Car 9 - St Jean, Louka (R)

Lap	T/S	Lap
1	T	90.6352
	S	96.876
2	T	89.0702
	S	98.578
3	T	89.0295
	S	98.623
4	T	88.4951
	S	99.219
5	T	89.0503
	S	98.600
6	T	88.6923
	S	98.998
7	T	88.9944
	S	98.662
8	T	88.7913
	S	98.888
9	T	88.9926
	S	98.664
10	T	88.7533
	S	98.930
11	T	88.7232
	S	98.964
12	T	88.2191
	S	99.529
13	T	88.3671
	S	99.363
14	T	88.8086
	S	98.869
15	T	88.3848
	S	99.343
16	T	91.5670
	S	95.890
17	T	291.0891
	S	30.164
18	T	89.2873
	S	98.339
19	T	87.4775
	S	100.373

Event: USF Pro Fall Combine Open Test - USF2000

Track: Indianapolis Motor Speedway RC

2.58 mile(s)

Report: Section Data Report

USF2000 Championship



Session: Test Session 3

October 22, 2022

Section Data for Car 9 - St Jean, Louka (R)

Lap	T/SLap	
20	T	87.1931
	S	100.701
21	T	87.6341
	S	100.194
22	T	87.7874
	S	100.019
23	T	87.9503
	S	99.834
24	T	87.5791
	S	100.257
25	T	87.6146
	S	100.216
26	T	89.4927
	S	98.113
27	T	89.8136
	S	97.762
28	T	96.9148
	S	90.599

Event: USF Pro Fall Combine Open Test - USF2000

Track: Indianapolis Motor Speedway RC

2.58 mile(s)

Report: Section Data Report

USF2000 Championship



Session: Test Session 3

October 22, 2022

Section Data for Car 91 - Douglas, Jacob

Lap	T/Slap	
1	T	88.6990
	S	98.991
2	T	87.9119
	S	99.877
3	T	87.8464
	S	99.952
4	T	87.7419
	S	100.071
5	T	88.0364
	S	99.736
6	T	87.9007
	S	99.890
7	T	88.0428
	S	99.729
8	T	88.0300
	S	99.743
9	T	87.9334
	S	99.853
10	T	88.0108
	S	99.765
11	T	87.8179
	S	99.984
12	T	712.3860
	S	12.325
13	T	88.1167
	S	99.645
14	T	87.1418
	S	100.760
15	T	87.0820
	S	100.829
16	T	86.8639
	S	101.082
17	T	87.3369
	S	100.535
18	T	87.0793
	S	100.832
19	T	87.3496
	S	100.520

Event: USF Pro Fall Combine Open Test - USF2000

Track: Indianapolis Motor Speedway RC

2.58 mile(s)

Report: Section Data Report

USF2000 Championship



Session: Test Session 3

October 22, 2022

Section Data for Car 91 - Douglas, Jacob

Lap	T/Slap	
20	T	87.3867
	S	100.478
21	T	91.2983
	S	96.173
22	T	87.5065
	S	100.340
23	T	87.9492
	S	99.835

Event: USF Pro Fall Combine Open Test - USF2000

Track: Indianapolis Motor Speedway RC

2.58 mile(s)

Report: Section Data Report

USF2000 Championship



Session: Test Session 3

October 22, 2022

Section Data for Car 92 - Gardner, Chase (R)

Lap	T/SLap	
1	T	89.2045
	S	98.430
2	T	88.2902
	S	99.449
3	T	108.2698
	S	81.097
4	T	201.2211
	S	43.636
5	T	87.7033
	S	100.115
6	T	88.0431
	S	99.728
7	T	89.8362
	S	97.738
8	T	87.9676
	S	99.814
9	T	87.6661
	S	100.157
10	T	87.8849
	S	99.908
11	T	87.7696
	S	100.039
12	T	90.7268
	S	96.778
13	T	91.0268
	S	96.460
14	T	88.2600
	S	99.483
15	T	88.2191
	S	99.529
16	T	217.2157
	S	40.422
17	T	88.0581
	S	99.711
18	T	87.1037
	S	100.804
19	T	87.0699
	S	100.843

Event: USF Pro Fall Combine Open Test - USF2000

Track: Indianapolis Motor Speedway RC

2.58 mile(s)

Report: Section Data Report

USF2000 Championship

Session: Test Session 3

October 22, 2022



Section Data for Car 92 - Gardner, Chase (R)

Lap	T/Slap	
20	T	86.9710
	S	100.958
21	T	87.0908
	S	100.819
22	T	87.0419
	S	100.876
23	T	87.1803
	S	100.715
24	T	87.2430
	S	100.643
25	T	87.1431
	S	100.758
26	T	87.4926
	S	100.356
27	T	88.1495
	S	99.608

Event: USF Pro Fall Combine Open Test - USF2000

Track: Indianapolis Motor Speedway RC

2.58 mile(s)

Report: Section Data Report

USF2000 Championship



Session: Test Session 3

October 22, 2022

Section Data for Car 93 - Towns, Avery (R)

Lap	T/S	Lap
1	T	91.2132
	S	96.262
2	T	90.7238
	S	96.782
3	T	90.1990
	S	97.345
4	T	89.2087
	S	98.425
5	T	89.2441
	S	98.386
6	T	89.4786
	S	98.128
7	T	115.1680
	S	76.240
8	T	197.8887
	S	44.370
9	T	88.0885
	S	99.677
10	T	88.7419
	S	98.943
11	T	88.5271
	S	99.183
12	T	88.5881
	S	99.115
13	T	88.3539
	S	99.378
14	T	91.2775
	S	96.195
15	T	89.4569
	S	98.152
16	T	427.1430
	S	20.556
17	T	89.2632
	S	98.365
18	T	88.8198
	S	98.856
19	T	88.3263
	S	99.409

Event: USF Pro Fall Combine Open Test - USF2000

Track: Indianapolis Motor Speedway RC

2.58 mile(s)

Report: Section Data Report

USF2000 Championship



Session: Test Session 3

October 22, 2022

Section Data for Car 93 - Towns, Avery (R)

Lap	T/Slap	
20	T	88.6918
	S	98.999
21	T	88.5331
	S	99.176
22	T	88.7668
	S	98.915
23	T	100.6026
	S	87.278
24	T	88.8284
	S	98.847
25	T	109.8451
	S	79.934

Event: USF Pro Fall Combine Open Test - USF2000

Track: Indianapolis Motor Speedway RC

2.58 mile(s)

Report: Section Data Report

USF2000 Championship








Session: Test Session 3

October 22, 2022

Section Data for Car

Report Support Information

Section Legend	
Name	Length
Lap	2.439000 miles

Color Legend	
	Fastest Lap
	Section Under Caution
	Section Under Green
	Section Time Data
	Section Speed Data

