

Event: Mid-Ohio Open Test - USF2000

Track: Mid-Ohio Sports Car Course

2.258 mile(s)



Report: Section Data Report

USF2000 Championship

Session: Test Session 3

June 29, 2020

Section Data for Car 1 - Campbell, Prescott (R)

Lap	T/S	I6 to SF	Lap
1	T	20.9231	85.8980
	S	84.824	94.633
2	T	20.1909	84.7444
	S	87.900	95.921
3	T	20.7275	85.1430
	S	85.624	95.472
4	T	19.9621	85.6655
	S	88.907	94.890
5	T		473.4553
	S		17.169
6	T	20.2472	84.1183
	S	87.655	96.635
7	T	20.1460	84.0562
	S	88.096	96.707
8	T	20.0332	83.7644
	S	88.592	97.044
9	T	20.0141	83.5664
	S	88.676	97.274
10	T	20.0945	83.9927
	S	88.321	96.780
11	T		313.8280
	S		25.902
12	T	20.3661	84.9670
	S	87.143	95.670
13	T	20.1411	84.0985
	S	88.117	96.658
14	T	20.1539	84.0275
	S	88.061	96.740
15	T	20.1456	96.2039
	S	88.097	84.496
16	T		500.6300
	S		16.237
17	T	20.4896	87.4089
	S	86.618	92.997
18	T	20.3518	85.0861
	S	87.205	95.536
19	T	20.3039	84.6300
	S	87.410	96.051

Event: Mid-Ohio Open Test - USF2000

Track: Mid-Ohio Sports Car Course

2.258 mile(s)



Report: Section Data Report

USF2000 Championship

Session: Test Session 3

June 29, 2020

Section Data for Car 10 - Christodoulou, Nico (R)

Lap	T/S	I6 to SF	Lap
1	T	21.1366	86.8017
	S	83.967	93.648
2	T	20.6441	85.2576
	S	85.970	95.344
3	T	20.1991	84.0917
	S	87.864	96.666
4	T	20.1829	83.9681
	S	87.934	96.808
5	T	20.1444	83.9484
	S	88.103	96.831
6	T	20.0544	83.5016
	S	88.498	97.349
7	T	20.1725	83.8762
	S	87.980	96.914
8	T	20.3578	85.2963
	S	87.179	95.301
9	T	20.1270	83.5462
	S	88.179	97.297
10	T	19.8830	83.2946
	S	89.261	97.591
11	T	20.0734	84.2595
	S	88.414	96.473
12	T		473.6748
	S		17.161
13	T	20.7610	86.5573
	S	85.486	93.912
14	T	20.2007	84.0453
	S	87.857	96.719
15	T	20.1627	83.8076
	S	88.023	96.994
16	T	20.0271	431.8798
	S	88.619	18.822
17	T		348.4537
	S		23.328
18	T	22.9468	91.8448
	S	77.343	88.506

Event: Mid-Ohio Open Test - USF2000

Track: Mid-Ohio Sports Car Course

2.258 mile(s)



Report: Section Data Report

USF2000 Championship

Session: Test Session 3

June 29, 2020

Section Data for Car 18 - Garg, Bijoy (R)

Lap	T/S I6 to SF	Lap
1	T 20.5370	85.4654
	S 86.418	95.112
2	T 20.2597	84.3215
	S 87.601	96.402
3	T 20.0002	83.9457
	S 88.738	96.834
4	T 19.9593	83.8928
	S 88.920	96.895
5	T 19.9507	83.7649
	S 88.958	97.043
6	T 19.9312	83.8897
	S 89.045	96.899
7	T 19.9011	83.4625
	S 89.180	97.395
8	T 20.1768	84.0957
	S 87.961	96.661
9	T 19.9147	83.9553
	S 89.119	96.823
10	T 19.8748	84.2089
	S 89.298	96.531
11	T	370.6882
	S	21.929
12	T 19.9463	83.9097
	S 88.978	96.876
13	T 19.8597	83.5156
	S 89.366	97.333
14	T 19.8692	83.3929
	S 89.323	97.476
15	T 19.9127	83.6162
	S 89.128	97.216
16	T 19.9001	83.6386
	S 89.184	97.190
17	T 19.9743	85.3196
	S 88.853	95.275
18	T 20.1871	90.8797
	S 87.916	89.446
19	T	497.4820
	S	16.340

**Event:** Mid-Ohio Open Test - USF2000

**Track:** Mid-Ohio Sports Car Course

2.258 mile(s)

**Report:** Section Data Report

USF2000 Championship

**Session:** Test Session 3

June 29, 2020



**Section Data for Car 18 - Garg, Bijoy (R)**

Lap	T/S I6 to SF	Lap
20	T 20.1196	84.2541
	S 88.211	96.480
21	T 20.2428	84.2389
	S 87.674	96.497
22	T 19.9611	83.6729
	S 88.912	97.150

Event: Mid-Ohio Open Test - USF2000

Track: Mid-Ohio Sports Car Course

2.258 mile(s)



Report: Section Data Report

USF2000 Championship

Session: Test Session 3

June 29, 2020

Section Data for Car 2 - Green, Josh (R)

Lap	T/S	I6 to SF	Lap
1	T	20.2805	85.2605
	S	87.511	95.341
2	T	19.9891	84.1795
	S	88.787	96.565
3	T	19.7647	83.2226
	S	89.795	97.675
4	T	19.7945	82.7805
	S	89.660	98.197
5	T	19.8073	82.6585
	S	89.602	98.342
6	T	19.6412	82.4466
	S	90.360	98.595
7	T	19.7176	82.7104
	S	90.010	98.280
8	T	19.7468	82.6483
	S	89.876	98.354
9	T	19.6744	82.5212
	S	90.207	98.506
10	T	19.6487	82.5594
	S	90.325	98.460
11	T	19.7823	82.6662
	S	89.715	98.333
12	T	19.7471	82.6541
	S	89.875	98.347
13	T	19.7073	82.7970
	S	90.057	98.177
14	T	19.7244	82.7510
	S	89.979	98.232
15	T	19.7664	82.7314
	S	89.787	98.255
16	T	19.6532	82.6158
	S	90.305	98.393
17	T	19.7188	82.7034
	S	90.004	98.289
18	T	19.8585	83.0180
	S	89.371	97.916
19	T	19.7715	82.8878
	S	89.764	98.070

**Event:** Mid-Ohio Open Test - USF2000

**Track:** Mid-Ohio Sports Car Course

2.258 mile(s)



**Report:** Section Data Report

USF2000 Championship

**Session:** Test Session 3

June 29, 2020

**Section Data for Car 2 - Green, Josh (R)**

Lap	T/S	I6 to SF	Lap
20	T	19.7159	83.3278
	S	90.017	97.552
21	T	19.8934	83.7002
	S	89.214	97.118
22	T		612.5242
	S		13.271
23	T	20.0448	84.1402
	S	88.540	96.610
24	T	19.7436	82.6742
	S	89.891	98.323
25	T	19.7111	82.9580
	S	90.039	97.987

Event: Mid-Ohio Open Test - USF2000

Track: Mid-Ohio Sports Car Course

2.258 mile(s)



Report: Section Data Report

USF2000 Championship

Session: Test Session 3

June 29, 2020

Section Data for Car 20 - Shields, Cameron

Lap	T/S I6 to SF	Lap
1	T 20.7435	85.6709
	S 85.558	94.884
2	T 20.2993	84.6457
	S 87.430	96.033
3	T 20.1206	84.0118
	S 88.207	96.758
4	T 20.0722	83.8963
	S 88.419	96.891
5	T 20.0933	87.1917
	S 88.327	93.229
6	T	307.6458
	S	26.423
7	T 20.0626	83.9281
	S 88.462	96.854
8	T 19.9731	83.7084
	S 88.858	97.109
9	T	607.9876
	S	13.370
10	T 20.2491	84.2792
	S 87.647	96.451
11	T 19.9395	84.3026
	S 89.008	96.424
12	T 20.3937	84.1871
	S 87.026	96.556
13	T 20.0765	84.2359
	S 88.401	96.500
14	T	701.9584
	S	11.580
15	T 20.2356	84.7377
	S 87.705	95.929

Event: Mid-Ohio Open Test - USF2000

Track: Mid-Ohio Sports Car Course

2.258 mile(s)



Report: Section Data Report

USF2000 Championship

Session: Test Session 3

June 29, 2020

Section Data for Car 23 - Round-Garrido, Matt

Lap	T/S	I6 to SF	Lap
1	T	23.5190	88.2092
	S	75.461	92.154
2	T	20.5612	85.1913
	S	86.317	95.418
3	T	20.2929	84.1800
	S	87.458	96.565
4	T	20.1296	83.8965
	S	88.167	96.891
5	T	20.1134	83.6149
	S	88.238	97.217
6	T		188.2092
	S		43.190
7	T	20.1589	83.7396
	S	88.039	97.072
8	T	19.9625	83.4451
	S	88.905	97.415
9	T		158.5040
	S		51.285
10	T	20.1326	83.6696
	S	88.154	97.154
11	T	19.9445	83.3103
	S	88.986	97.573
12	T	19.9730	83.5338
	S	88.859	97.312
13	T		179.2728
	S		45.343
14	T	20.1628	84.2874
	S	88.022	96.441
15	T	21.6041	85.3136
	S	82.150	95.281
16	T		189.3346
	S		42.934
17	T	20.6079	84.1816
	S	86.121	96.563
18	T		566.8573
	S		14.340
19	T	20.8707	84.6032
	S	85.037	96.081



**Event:** Mid-Ohio Open Test - USF2000

**Track:** Mid-Ohio Sports Car Course

2.258 mile(s)



**Report:** Section Data Report

USF2000 Championship

**Session:** Test Session 3

June 29, 2020

**Section Data for Car 23 - Round-Garrido, Matt**

Lap	T/S I6 to SF	Lap
20	T 19.7920	82.7750
	S 89.671	98.204
21	T 19.9004	83.0609
	S 89.183	97.866

Event: Mid-Ohio Open Test - USF2000

Track: Mid-Ohio Sports Car Course

2.258 mile(s)



Report: Section Data Report

USF2000 Championship

Session: Test Session 3

June 29, 2020

Section Data for Car 27 - Crone, Courtney (R)

Lap	T/S I6 to SF	Lap
1	T 21.6670	90.4140
	S 81.911	89.906
2	T 21.0456	90.2594
	S 84.330	90.060
3	T 21.0691	87.4220
	S 84.236	92.983
4	T 20.8919	87.7477
	S 84.950	92.638
5	T 20.9775	88.4201
	S 84.604	91.934
6	T 20.7931	86.8933
	S 85.354	93.549
7	T 20.6442	88.2850
	S 85.970	92.075
8	T 20.8878	86.6549
	S 84.967	93.807
9	T 20.6116	86.8355
	S 86.106	93.611
10	T 20.8121	88.4269
	S 85.276	91.927
11	T	551.0449
	S	14.752
12	T 22.5465	87.8234
	S 78.716	92.558
13	T 21.0867	86.5930
	S 84.166	93.874
14	T 21.3003	86.1373
	S 83.321	94.370
15	T 20.4186	86.9982
	S 86.919	93.436
16	T 20.4806	95.1904
	S 86.656	85.395
17	T	500.9135
	S	16.228
18	T 20.5396	86.1439
	S 86.407	94.363
19	T 21.0238	86.5017
	S 84.417	93.973

**Event:** Mid-Ohio Open Test - USF2000

**Track:** Mid-Ohio Sports Car Course

2.258 mile(s)



**Report:** Section Data Report

USF2000 Championship

**Session:** Test Session 3

June 29, 2020

**Section Data for Car 27 - Crone, Courtney (R)**

Lap	T/S16 to SF	Lap
20	T 20.6684	88.6400
	S 85.869	91.706

Event: Mid-Ohio Open Test - USF2000

Track: Mid-Ohio Sports Car Course

2.258 mile(s)



Report: Section Data Report

USF2000 Championship

Session: Test Session 3

June 29, 2020

Section Data for Car 3 - Gold, Reece

Lap	T/S I6 to SF	Lap
1	T	158.8216
	S	51.182
2	T	20.3204 84.0303
	S	87.339 96.737
3	T	19.8852 83.3677
	S	89.251 97.505
4	T	19.8576 82.8675
	S	89.375 98.094
5	T	19.8339 82.6392
	S	89.482 98.365
6	T	19.7046 82.7987
	S	90.069 98.175
7	T	19.6964 83.0349
	S	90.106 97.896
8	T	19.6239 82.4581
	S	90.439 98.581
9	T	19.6831 84.3586
	S	90.167 96.360
10	T	19.6829 82.6143
	S	90.168 98.395
11	T	19.6967 82.4954
	S	90.105 98.536
12	T	19.8350 82.7802
	S	89.477 98.197
13	T	19.7727 85.0530
	S	89.759 95.573
14	T	337.1037
	S	24.114
15	T	19.9104 84.0975
	S	89.138 96.659
16	T	19.9709 83.1067
	S	88.868 97.812
17	T	19.7777 82.8337
	S	89.736 98.134
18	T	19.7501 82.9558
	S	89.861 97.990
19	T	569.6010
	S	14.271

**Event:** Mid-Ohio Open Test - USF2000

**Track:** Mid-Ohio Sports Car Course

2.258 mile(s)

**Report:** Section Data Report

USF2000 Championship

**Session:** Test Session 3

June 29, 2020



**Section Data for Car 3 - Gold, Reece**

Lap	T/S I6 to SF	Lap
20	T 20.2133	84.1761
	S 87.802	96.569
21	T 19.8523	83.3347
	S 89.399	97.544
22	T 19.8736	83.2133
	S 89.303	97.686

Event: Mid-Ohio Open Test - USF2000

Track: Mid-Ohio Sports Car Course

2.258 mile(s)



Report: Section Data Report

USF2000 Championship

Session: Test Session 3

June 29, 2020

Section Data for Car 4 - d'Orlando, Michael

Lap	T/S	I6 to SF	Lap
1	T	20.5289	85.3624
	S	86.452	95.227
2	T	19.9672	83.5801
	S	88.884	97.258
3	T	19.8328	83.4926
	S	89.487	97.360
4	T	19.8962	83.5916
	S	89.202	97.244
5	T	19.7560	82.9866
	S	89.835	97.953
6	T	19.8757	83.0983
	S	89.294	97.821
7	T	19.8096	83.3831
	S	89.592	97.487
8	T	19.7262	82.9006
	S	89.970	98.055
9	T	19.5925	82.6684
	S	90.584	98.330
10	T	19.6036	82.5632
	S	90.533	98.455
11	T		192.1881
	S		42.296
12	T	19.8878	83.2786
	S	89.239	97.610
13	T	19.6936	82.7856
	S	90.119	98.191
14	T	19.8883	82.9923
	S	89.237	97.946
15	T	19.7491	82.7964
	S	89.866	98.178
16	T	19.6092	82.8966
	S	90.507	98.060
17	T	19.7205	83.4562
	S	89.996	97.402
18	T		214.1398
	S		37.960
19	T	19.8896	82.5349
	S	89.231	98.489

**Event:** Mid-Ohio Open Test - USF2000

**Track:** Mid-Ohio Sports Car Course

2.258 mile(s)



**Report:** Section Data Report

USF2000 Championship

**Session:** Test Session 3

June 29, 2020

**Section Data for Car 4 - d'Orlando, Michael**

Lap	T/S I6 to SF	Lap
20	T 19.6964	97.0178
	S 90.106	83.787
21	T	489.9060
	S	16.593
22	T 19.8499	83.1170
	S 89.410	97.799
23	T 19.7995	82.9499
	S 89.637	97.997
24	T 19.8247	82.7077
	S 89.523	98.283

Event: Mid-Ohio Open Test - USF2000

Track: Mid-Ohio Sports Car Course

2.258 mile(s)



Report: Section Data Report

USF2000 Championship

Session: Test Session 3

June 29, 2020

Section Data for Car 40 - Miller, Jack William

Lap	T/S I6 to SF	Lap
1	T 20.9615	86.0136
	S 84.668	94.506
2	T 20.0267	83.5398
	S 88.620	97.305
3	T 19.8745	82.8230
	S 89.299	98.147
4	T 19.7369	82.5787
	S 89.922	98.437
5	T 19.5616	82.1118
	S 90.727	98.997
6	T	434.4807
	S	18.709
7	T 20.1372	83.5812
	S 88.134	97.256
8	T 19.8230	82.8230
	S 89.531	98.147
9	T 19.6951	82.6630
	S 90.112	98.337
10	T 19.8337	82.7813
	S 89.483	98.196
11	T 19.7111	83.0086
	S 90.039	97.927
12	T 20.1040	83.2686
	S 88.280	97.621
13	T 19.7112	82.9931
	S 90.039	97.945
14	T 19.6462	82.8360
	S 90.337	98.131
15	T 19.8052	82.9834
	S 89.611	97.957
16	T 19.7971	92.3674
	S 89.648	88.005
17	T	493.8299
	S	16.461
18	T 20.3467	85.6375
	S 87.227	94.921
19	T 20.1293	85.4491
	S 88.169	95.130



**Event:** Mid-Ohio Open Test - USF2000

**Track:** Mid-Ohio Sports Car Course

2.258 mile(s)



**Report:** Section Data Report

USF2000 Championship

**Session:** Test Session 3

June 29, 2020

**Section Data for Car 40 - Miller, Jack William**

Lap	T/S	I6 to SF	Lap
20	T	20.0777	83.4973
	S	88.395	97.354

Event: Mid-Ohio Open Test - USF2000

Track: Mid-Ohio Sports Car Course

2.258 mile(s)



Report: Section Data Report

USF2000 Championship

Session: Test Session 3

June 29, 2020

Section Data for Car 41 - Kaeser, Max (R)

Lap	T/S	I6 to SF	Lap
1	T	20.7016	85.2958
	S	85.731	95.301
2	T	20.6044	85.3752
	S	86.136	95.213
3	T	20.1665	84.8147
	S	88.006	95.842
4	T	20.1521	83.8175
	S	88.069	96.982
5	T	20.4051	84.3691
	S	86.977	96.348
6	T	19.8465	84.1015
	S	89.425	96.655
7	T	20.0791	83.8884
	S	88.389	96.900
8	T	19.9586	83.4358
	S	88.923	97.426
9	T	19.9674	83.4964
	S	88.884	97.355
10	T	19.8306	83.5371
	S	89.497	97.308
11	T		242.4425
	S		33.529
12	T	20.1887	84.5539
	S	87.909	96.137
13	T	19.9647	83.5435
	S	88.896	97.300
14	T	20.2113	83.9703
	S	87.811	96.806
15	T	20.0171	84.8856
	S	88.663	95.762
16	T		245.8590
	S		33.063
17	T	20.9589	85.7543
	S	84.679	94.792
18	T	20.3517	87.0312
	S	87.205	93.401
19	T		532.9266
	S		15.253

**Event:** Mid-Ohio Open Test - USF2000

**Track:** Mid-Ohio Sports Car Course

2.258 mile(s)



**Report:** Section Data Report

USF2000 Championship

**Session:** Test Session 3

June 29, 2020

**Section Data for Car 41 - Kaeser, Max (R)**

Lap	T/SI6 to SF	Lap
20	T	20.3934 96.0780
	S	87.027 84.606

Event: Mid-Ohio Open Test - USF2000

Track: Mid-Ohio Sports Car Course

2.258 mile(s)



Report: Section Data Report

USF2000 Championship

Session: Test Session 3

June 29, 2020

Section Data for Car 44 - Brooks, Christian (R)

Lap	T/S I6 to SF	Lap
1	T 20.4199	85.5803
	S 86.914	94.984
2	T 20.2963	85.7237
	S 87.443	94.826
3	T	434.0312
	S	18.729
4	T 20.1217	83.9972
	S 88.202	96.775
5	T 20.1587	83.5967
	S 88.040	97.238
6	T 19.8958	83.3139
	S 89.203	97.568
7	T 19.8630	83.2223
	S 89.351	97.676
8	T 19.8423	83.6697
	S 89.444	97.153
9	T	332.4678
	S	24.450
10	T 20.0612	83.6612
	S 88.468	97.163
11	T 19.8869	83.4554
	S 89.243	97.403
12	T 19.8426	83.4924
	S 89.443	97.360

Event: Mid-Ohio Open Test - USF2000

Track: Mid-Ohio Sports Car Course

2.258 mile(s)



Report: Section Data Report

USF2000 Championship

Session: Test Session 3

June 29, 2020

Section Data for Car 5 - Brichacek, Wyatt (R)

Lap	T/S	I6 to SF	Lap
1	T	20.6301	85.5106
	S	86.028	95.062
2	T	20.1798	84.4201
	S	87.948	96.290
3	T	19.9869	83.8146
	S	88.797	96.985
4	T	19.9261	83.5826
	S	89.068	97.255
5	T	19.9052	83.3676
	S	89.161	97.506
6	T	19.8620	83.2412
	S	89.355	97.654
7	T	19.9125	83.1569
	S	89.129	97.753
8	T	19.9228	84.0070
	S	89.082	96.763
9	T		312.6590
	S		25.999
10	T	20.0649	83.4539
	S	88.452	97.405
11	T	20.0414	83.4601
	S	88.555	97.397
12	T	20.0828	83.5102
	S	88.373	97.339
13	T	19.7764	83.3015
	S	89.742	97.583
14	T	19.8792	95.5537
	S	89.278	85.070
15	T		187.6957
	S		43.308
16	T	19.9093	83.5658
	S	89.143	97.274
17	T	20.1299	84.6820
	S	88.166	95.992
18	T		549.5478
	S		14.792
19	T	20.1685	84.8386
	S	87.997	95.815

**Event:** Mid-Ohio Open Test - USF2000

**Track:** Mid-Ohio Sports Car Course

2.258 mile(s)



**Report:** Section Data Report

USF2000 Championship

**Session:** Test Session 3

June 29, 2020

**Section Data for Car 5 - Brichacek, Wyatt (R)**

Lap	T/S	I6 to SF	Lap
20	T	19.9738	83.8388
	S	88.855	96.957
21	T	19.8638	83.4189
	S	89.347	97.446

**Event:** Mid-Ohio Open Test - USF2000

**Track:** Mid-Ohio Sports Car Course

2.258 mile(s)

**Report:** Section Data Report

USF2000 Championship

**Session:** Test Session 3

June 29, 2020



**Section Data for Car 6 - Rasmussen, Christian**

Lap	T/Slap
1	T 1135.8947
	S 7.156

Event: Mid-Ohio Open Test - USF2000

Track: Mid-Ohio Sports Car Course

2.258 mile(s)



Report: Section Data Report

USF2000 Championship

Session: Test Session 3

June 29, 2020

Section Data for Car 7 - Bogle, Christian

Lap	T/S	I6 to SF	Lap
1	T	20.6799	85.0689
	S	85.821	95.555
2	T	20.0497	83.9845
	S	88.519	96.789
3	T	20.2270	84.1423
	S	87.743	96.608
4	T	20.0596	83.5697
	S	88.475	97.270
5	T	19.8643	83.1258
	S	89.345	97.789
6	T	19.8066	83.0447
	S	89.605	97.885
7	T	19.8565	83.1971
	S	89.380	97.705
8	T	19.7746	83.0187
	S	89.750	97.915
9	T	19.8288	83.1757
	S	89.505	97.730
10	T	19.9332	83.5659
	S	89.036	97.274
11	T	20.5180	84.3245
	S	86.498	96.399
12	T		508.9982
	S		15.970
13	T	20.1149	84.6194
	S	88.232	96.063
14	T	19.9705	84.1179
	S	88.870	96.636
15	T	20.1009	84.1977
	S	88.293	96.544
16	T		630.3477
	S		12.896
17	T	20.3132	84.6138
	S	87.370	96.069
18	T	20.0850	84.2300
	S	88.363	96.507
19	T	19.9998	83.9730
	S	88.740	96.803



Event: Mid-Ohio Open Test - USF2000

Track: Mid-Ohio Sports Car Course

2.258 mile(s)



Report: Section Data Report

USF2000 Championship

Session: Test Session 3

June 29, 2020

Section Data for Car 8 - Dupell, Kyle

Lap	T/S	I6 to SF	Lap
1	T	20.2577	85.7055
	S	87.610	94.846
2	T	20.0801	84.1255
	S	88.385	96.627
3	T	19.8998	83.4949
	S	89.185	97.357
4	T	19.7815	82.9757
	S	89.719	97.966
5	T	19.8279	83.2273
	S	89.509	97.670
6	T	19.8009	82.9596
	S	89.631	97.985
7	T	19.7623	83.0791
	S	89.806	97.844
8	T	19.7865	82.8044
	S	89.696	98.169
9	T	19.6604	82.7083
	S	90.271	98.283
10	T	21.0818	84.5328
	S	84.185	96.161
11	T	19.7667	82.7956
	S	89.786	98.179
12	T	19.7024	82.8165
	S	90.079	98.154
13	T	19.7412	82.7913
	S	89.902	98.184
14	T	19.7411	82.8323
	S	89.902	98.136
15	T	19.7319	83.0255
	S	89.944	97.907
16	T	19.7947	83.0749
	S	89.659	97.849
17	T	19.7990	84.5947
	S	89.640	96.091
18	T	20.5388	85.8320
	S	86.411	94.706
19	T	19.8643	83.8451
	S	89.345	96.950

**Event:** Mid-Ohio Open Test - USF2000

**Track:** Mid-Ohio Sports Car Course

2.258 mile(s)



**Report:** Section Data Report

USF2000 Championship

**Session:** Test Session 3

June 29, 2020

**Section Data for Car 8 - Dupell, Kyle**

Lap	T/S I6 to SF	Lap
20	T	186.2146
	S	43.653
21	T	19.9824 96.7718
	S	88.817 84.000
22	T	484.1220
	S	16.791
23	T	22.3425 85.7100
	S	79.435 94.841
24	T	19.8230 82.9423
	S	89.531 98.005
25	T	19.6823 82.6689
	S	90.171 98.330

Event: Mid-Ohio Open Test - USF2000

Track: Mid-Ohio Sports Car Course

2.258 mile(s)



Report: Section Data Report

USF2000 Championship

Session: Test Session 3

June 29, 2020

Section Data for Car 91 - Pierson, Josh (R)

Lap	T/S I6 to SF	Lap
1	T 22.5390	92.7463
	S 78.742	87.646
2	T 22.0173	90.6268
	S 80.608	89.695
3	T 21.5929	88.4409
	S 82.192	91.912
4	T 21.0024	87.2407
	S 84.503	93.177
5	T 21.1308	87.2264
	S 83.990	93.192
6	T 21.0335	86.7028
	S 84.378	93.755
7	T 21.4942	86.6992
	S 82.570	93.759
8	T 21.0707	86.7782
	S 84.229	93.673
9	T 20.5344	85.4175
	S 86.429	95.166
10	T 20.5107	85.3152
	S 86.529	95.280
11	T 20.5893	86.1529
	S 86.199	94.353
12	T 20.6050	85.5140
	S 86.133	95.058
13	T 20.5813	85.6670
	S 86.232	94.888
14	T 20.5848	85.2415
	S 86.218	95.362
15	T 20.4254	84.9778
	S 86.890	95.658
16	T 20.3900	85.5916
	S 87.041	94.972
17	T 20.7284	92.2056
	S 85.620	88.160
18	T	586.0323
	S	13.871
19	T 20.9004	86.7469
	S 84.916	93.707

**Event:** Mid-Ohio Open Test - USF2000

**Track:** Mid-Ohio Sports Car Course

2.258 mile(s)



**Report:** Section Data Report

USF2000 Championship

**Session:** Test Session 3

June 29, 2020

**Section Data for Car 91 - Pierson, Josh (R)**

Lap	T/SI6 to SF	Lap
20	T 20.6351	86.6648
	S 86.007	93.796

**Event:** Mid-Ohio Open Test - USF2000

**Track:** Mid-Ohio Sports Car Course

2.258 mile(s)



**Report:** Section Data Report

USF2000 Championship






**Session:** Test Session 3

June 29, 2020

Section Data for Car

Report Support Information

Section Legend	
Name	Length
I6 to SF	0.492992 miles
SF to I4	1.073295 miles
I4 to I6	0.691856 miles
Lap	2.258000 miles

Color Legend	
	Fastest Lap
	Section Under Caution
	Section Under Green
	Section Time Data
	Section Speed Data

