

**Event:** USF Pro Fall Combine Open Test - USF2000

**Track:** Indianapolis Motor Speedway RC

2.58 mile(s)

**Report:** Section Data Report

USF2000 Championship



**Session:** Test Session 4

October 23, 2022

**Section Data for Car 1 - Clark, Mac (R)**

Lap	T/SLap	
1	T	90.5153
	S	97.005
2	T	88.4375
	S	99.284
3	T	87.7447
	S	100.068
4	T	87.1599
	S	100.739
5	T	86.9524
	S	100.979
6	T	86.7065
	S	101.266
7	T	87.1351
	S	100.768
8	T	87.0198
	S	100.901
9	T	367.9626
	S	23.862
10	T	86.8026
	S	101.154
11	T	86.6369
	S	101.347
12	T	86.9955
	S	100.929
13	T	86.8251
	S	101.127
14	T	279.4290
	S	31.423
15	T	88.7379
	S	98.948
16	T	86.7459
	S	101.220
17	T	86.3859
	S	101.642
18	T	86.0981
	S	101.981
19	T	86.1482
	S	101.922

**Event:** USF Pro Fall Combine Open Test - USF2000

**Track:** Indianapolis Motor Speedway RC

2.58 mile(s)

**Report:** Section Data Report

USF2000 Championship



**Session:** Test Session 4

October 23, 2022

**Section Data for Car 1 - Clark, Mac (R)**

Lap	T/Slap	
20	T	97.8660
	S	89.719

**Event:** USF Pro Fall Combine Open Test - USF2000

**Track:** Indianapolis Motor Speedway RC

2.58 mile(s)

**Report:** Section Data Report

USF2000 Championship



**Session:** Test Session 4

October 23, 2022

**Section Data for Car 10 - Garciarce, George**

Lap	T/SLap	
1	T	90.5062
	S	97.014
2	T	88.4461
	S	99.274
3	T	87.8761
	S	99.918
4	T	87.4673
	S	100.385
5	T	87.4015
	S	100.461
6	T	87.7978
	S	100.007
7	T	87.3327
	S	100.540
8	T	87.3942
	S	100.469
9	T	87.3662
	S	100.501
10	T	87.3250
	S	100.549
11	T	305.6109
	S	28.731
12	T	87.7414
	S	100.071
13	T	87.0878
	S	100.822
14	T	87.1165
	S	100.789
15	T	273.9136
	S	32.055
16	T	90.0023
	S	97.558
17	T	87.5407
	S	100.301
18	T	87.1792
	S	100.717
19	T	86.5568
	S	101.441

**Event:** USF Pro Fall Combine Open Test - USF2000

**Track:** Indianapolis Motor Speedway RC

2.58 mile(s)

**Report:** Section Data Report

USF2000 Championship



**Session:** Test Session 4

October 23, 2022

**Section Data for Car 10 - Garciarce, George**

Lap	T/Slap	
20	T	90.8395
	S	96.658
21	T	92.1207
	S	95.314

**Event:** USF Pro Fall Combine Open Test - USF2000

**Track:** Indianapolis Motor Speedway RC

2.58 mile(s)

**Report:** Section Data Report

USF2000 Championship



**Session:** Test Session 4

October 23, 2022

**Section Data for Car 11 - Armstrong, Quinn (R)**

Lap	T/SLap	
1	T	91.0438
	S	96.441
2	T	89.7381
	S	97.845
3	T	88.5602
	S	99.146
4	T	88.1705
	S	99.584
5	T	87.7828
	S	100.024
6	T	87.6239
	S	100.206
7	T	87.5324
	S	100.310
8	T	87.5113
	S	100.334
9	T	87.2839
	S	100.596
10	T	87.3936
	S	100.470
11	T	87.3173
	S	100.557
12	T	87.2026
	S	100.690
13	T	87.0308
	S	100.888
14	T	259.5649
	S	33.827
15	T	91.2296
	S	96.245
16	T	87.5790
	S	100.257
17	T	87.2412
	S	100.645
18	T	86.9419
	S	100.992
19	T	86.8595
	S	101.087

**Event:** USF Pro Fall Combine Open Test - USF2000

**Track:** Indianapolis Motor Speedway RC

2.58 mile(s)

**Report:** Section Data Report

USF2000 Championship



**Session:** Test Session 4

October 23, 2022

**Section Data for Car 11 - Armstrong, Quinn (R)**

Lap	T/Slap	
20	T	87.0274
	S	100.892
21	T	87.4076
	S	100.454
22	T	90.5022
	S	97.019
23	T	88.5816
	S	99.122

**Event:** USF Pro Fall Combine Open Test - USF2000

**Track:** Indianapolis Motor Speedway RC

2.58 mile(s)

**Report:** Section Data Report

USF2000 Championship

**Session:** Test Session 4

October 23, 2022



**Section Data for Car 12 - Jamieson, Maxwell (R)**

Lap	T/Slap	
1	T	93.0077
	S	94.405
2	T	94.8830
	S	92.539
3	T	655.7193
	S	13.390
4	T	89.7255
	S	97.858
5	T	88.5734
	S	99.131
6	T	88.1019
	S	99.662
7	T	694.2636
	S	12.647
8	T	88.5480
	S	99.160
9	T	87.9170
	S	99.871
10	T	87.8310
	S	99.969
11	T	87.6843
	S	100.137
12	T	95.2001
	S	92.231

**Event:** USF Pro Fall Combine Open Test - USF2000

**Track:** Indianapolis Motor Speedway RC

2.58 mile(s)

**Report:** Section Data Report

USF2000 Championship



**Session:** Test Session 4

October 23, 2022

**Section Data for Car 14 - Corry, Sam (R)**

Lap	T/Slap	
1	T	97.5190
	S	90.038
2	T	88.5794
	S	99.125
3	T	87.6978
	S	100.121
4	T	87.3731
	S	100.493
5	T	87.5802
	S	100.256
6	T	88.2462
	S	99.499
7	T	344.8373
	S	25.462
8	T	91.0907
	S	96.392
9	T	87.5563
	S	100.283
10	T	87.1628
	S	100.736
11	T	87.0925
	S	100.817
12	T	87.1988
	S	100.694
13	T	87.0343
	S	100.884
14	T	87.5888
	S	100.246
15	T	92.5032
	S	94.920
16	T	465.1344
	S	18.877
17	T	93.9104
	S	93.498
18	T	87.4792
	S	100.371



**Event:** USF Pro Fall Combine Open Test - USF2000

**Track:** Indianapolis Motor Speedway RC

2.58 mile(s)

**Report:** Section Data Report

USF2000 Championship



**Session:** Test Session 4

October 23, 2022

**Section Data for Car 15 - Dyszelski, Danny**

Lap	T/S	Lap
1	T	97.8670
	S	89.718
2	T	96.3253
	S	91.154
3	T	87.7426
	S	100.070
4	T	87.4546
	S	100.400
5	T	86.9365
	S	100.998
6	T	86.8508
	S	101.098
7	T	86.3811
	S	101.647
8	T	86.8117
	S	101.143
9	T	86.7817
	S	101.178
10	T	87.1225
	S	100.782
11	T	197.4523
	S	44.468
12	T	91.5357
	S	95.923
13	T	88.4235
	S	99.299
14	T	87.0589
	S	100.856
15	T	86.8826
	S	101.061

**Event:** USF Pro Fall Combine Open Test - USF2000

**Track:** Indianapolis Motor Speedway RC

2.58 mile(s)

**Report:** Section Data Report

USF2000 Championship



**Session:** Test Session 4

October 23, 2022

**Section Data for Car 17 - Johnson, Nikita**

Lap	T/S	Lap
1	T	100.0320
	S	87.776
2	T	88.0472
	S	99.724
3	T	89.6330
	S	97.959
4	T	86.6180
	S	101.369
5	T	86.7330
	S	101.235
6	T	427.3549
	S	20.546
7	T	89.6317
	S	97.961
8	T	87.5145
	S	100.331
9	T	86.8512
	S	101.097
10	T	86.5696
	S	101.426
11	T	86.3701
	S	101.660
12	T	86.2980
	S	101.745
13	T	652.3901
	S	13.459
14	T	93.8646
	S	93.543
15	T	87.7104
	S	100.107

**Event:** USF Pro Fall Combine Open Test - USF2000

**Track:** Indianapolis Motor Speedway RC

2.58 mile(s)

**Report:** Section Data Report

USF2000 Championship



**Session:** Test Session 4

October 23, 2022

**Section Data for Car 19 - Ping, Zack (R)**

Lap	T/SLap	
1	T	99.8851
	S	87.905
2	T	91.4602
	S	96.002
3	T	88.8006
	S	98.878
4	T	88.6891
	S	99.002
5	T	87.9881
	S	99.791
6	T	88.3226
	S	99.413
7	T	87.6839
	S	100.137
8	T	87.8934
	S	99.898
9	T	88.0881
	S	99.677
10	T	87.5947
	S	100.239
11	T	93.5224
	S	93.886
12	T	89.2836
	S	98.343
13	T	89.0204
	S	98.634
14	T	87.3491
	S	100.521
15	T	87.6562
	S	100.169
16	T	87.6922
	S	100.127
17	T	87.7491
	S	100.063
18	T	87.4673
	S	100.385
19	T	87.9615
	S	99.821

**Event:** USF Pro Fall Combine Open Test - USF2000

**Track:** Indianapolis Motor Speedway RC

2.58 mile(s)

**Report:** Section Data Report

USF2000 Championship

**Session:** Test Session 4

October 23, 2022



**Section Data for Car 19 - Ping, Zack (R)**

Lap	T/Slap	
20	T	88.2615
	S	99.482
21	T	98.0607
	S	89.540
22	T	257.7562
	S	34.065
23	T	91.7164
	S	95.734

**Event:** USF Pro Fall Combine Open Test - USF2000

**Track:** Indianapolis Motor Speedway RC

2.58 mile(s)

**Report:** Section Data Report

USF2000 Championship



**Session:** Test Session 4

October 23, 2022

**Section Data for Car 2 - Etter, Carson (R)**

Lap	T/S	Lap
1	T	590.7714
	S	14.863
2	T	98.4279
	S	89.206
3	T	94.3194
	S	93.092
4	T	92.0971
	S	95.339
5	T	91.4020
	S	96.064
6	T	91.4202
	S	96.044
7	T	90.8598
	S	96.637
8	T	90.4717
	S	97.051
9	T	275.7401
	S	31.843
10	T	90.5125
	S	97.008
11	T	89.3983
	S	98.217
12	T	88.8999
	S	98.767
13	T	89.6316
	S	97.961
14	T	90.9471
	S	96.544
15	T	89.3705
	S	98.247
16	T	245.2085
	S	35.808
17	T	89.5423
	S	98.059
18	T	90.0849
	S	97.468
19	T	90.2486
	S	97.291

**Event:** USF Pro Fall Combine Open Test - USF2000

**Track:** Indianapolis Motor Speedway RC

2.58 mile(s)

**Report:** Section Data Report

USF2000 Championship



**Session:** Test Session 4

October 23, 2022

**Section Data for Car 2 - Etter, Carson (R)**

Lap	T/Slap	
20	T	89.6514
	S	97.939
21	T	89.8693
	S	97.702
22	T	90.5791
	S	96.936

**Event:** USF Pro Fall Combine Open Test - USF2000

**Track:** Indianapolis Motor Speedway RC

2.58 mile(s)

**Report:** Section Data Report

USF2000 Championship



**Session:** Test Session 4

October 23, 2022

**Section Data for Car 20 - Rees, Matthew (R)**

Lap	T/SLap	
1	T	98.9309
	S	88.753
2	T	92.3417
	S	95.086
3	T	89.2978
	S	98.327
4	T	92.4596
	S	94.965
5	T	87.7795
	S	100.028
6	T	87.9389
	S	99.847
7	T	332.8050
	S	26.383
8	T	100.9884
	S	86.945
9	T	93.1306
	S	94.281
10	T	88.0647
	S	99.704
11	T	87.7335
	S	100.080
12	T	87.4791
	S	100.371
13	T	87.5703
	S	100.267
14	T	87.4914
	S	100.357
15	T	537.5047
	S	16.335
16	T	91.1756
	S	96.302
17	T	87.6618
	S	100.162

**Event:** USF Pro Fall Combine Open Test - USF2000

**Track:** Indianapolis Motor Speedway RC

2.58 mile(s)

**Report:** Section Data Report

USF2000 Championship



**Session:** Test Session 4

October 23, 2022

**Section Data for Car 22 - Houk, Ayrton (R)**

Lap	T/S	Lap
1	T	97.0981
	S	90.428
2	T	514.9909
	S	17.050
3	T	89.7309
	S	97.853
4	T	87.5345
	S	100.308
5	T	87.1983
	S	100.695
6	T	86.7757
	S	101.185
7	T	86.9899
	S	100.936
8	T	86.5997
	S	101.391
9	T	86.5057
	S	101.501
10	T	87.3363
	S	100.536
11	T	86.9663
	S	100.963
12	T	149.9185
	S	58.568
13	T	86.9504
	S	100.982
14	T	86.8612
	S	101.085
15	T	86.9350
	S	101.000
16	T	89.3886
	S	98.227
17	T	87.5151
	S	100.330
18	T	87.1791
	S	100.717
19	T	86.7947
	S	101.163



**Event:** USF Pro Fall Combine Open Test - USF2000

**Track:** Indianapolis Motor Speedway RC

2.58 mile(s)

**Report:** Section Data Report

USF2000 Championship



**Session:** Test Session 4

October 23, 2022

**Section Data for Car 22 - Houk, Ayrton (R)**

Lap	T/Slap	
20	T	197.3308
	S	44.496
21	T	89.6303
	S	97.962
22	T	87.1696
	S	100.728
23	T	86.4496
	S	101.567
24	T	86.7881
	S	101.171
25	T	86.9276
	S	101.008
26	T	95.0339
	S	92.392

**Event:** USF Pro Fall Combine Open Test - USF2000

**Track:** Indianapolis Motor Speedway RC

2.58 mile(s)

**Report:** Section Data Report

USF2000 Championship



**Session:** Test Session 4

October 23, 2022

**Section Data for Car 23 - Sikes, Simon**

Lap	T/SLap	
1	T	91.9346
	S	95.507
2	T	510.6700
	S	17.194
3	T	88.8848
	S	98.784
4	T	87.2265
	S	100.662
5	T	86.6631
	S	101.316
6	T	86.4239
	S	101.597
7	T	86.3943
	S	101.632
8	T	86.3984
	S	101.627
9	T	95.2213
	S	92.210
10	T	226.0667
	S	38.840
11	T	86.7482
	S	101.217
12	T	86.3831
	S	101.645
13	T	86.0625
	S	102.024
14	T	91.0694
	S	96.414
15	T	86.3164
	S	101.723
16	T	86.4058
	S	101.618
17	T	86.2923
	S	101.752
18	T	86.2672
	S	101.781
19	T	195.7078
	S	44.865

**Event:** USF Pro Fall Combine Open Test - USF2000

**Track:** Indianapolis Motor Speedway RC

2.58 mile(s)

**Report:** Section Data Report

USF2000 Championship



**Session:** Test Session 4

October 23, 2022

**Section Data for Car 23 - Sikes, Simon**

Lap	T/Slap	
20	T	93.7010
	S	93.707
21	T	118.7874
	S	73.917
22	T	85.9744
	S	102.128
23	T	91.5174
	S	95.942
24	T	85.8876
	S	102.231
25	T	91.0338
	S	96.452

**Event:** USF Pro Fall Combine Open Test - USF2000

**Track:** Indianapolis Motor Speedway RC

2.58 mile(s)

**Report:** Section Data Report

USF2000 Championship



**Session:** Test Session 4

October 23, 2022

**Section Data for Car 32 - Pribyl, Jason (R)**

Lap	T/SLap	
1	T	97.2059
	S	90.328
2	T	521.6430
	S	16.832
3	T	89.8710
	S	97.700
4	T	89.6676
	S	97.922
5	T	87.5220
	S	100.322
6	T	87.2497
	S	100.635
7	T	87.3694
	S	100.497
8	T	87.4395
	S	100.417
9	T	87.3093
	S	100.567
10	T	87.1651
	S	100.733
11	T	237.3466
	S	36.994
12	T	92.9077
	S	94.507
13	T	89.4210
	S	98.192
14	T	87.3994
	S	100.463
15	T	86.9736
	S	100.955
16	T	86.6700
	S	101.308
17	T	86.7836
	S	101.176
18	T	88.3488
	S	99.383
19	T	292.1506
	S	30.054

**Event:** USF Pro Fall Combine Open Test - USF2000

**Track:** Indianapolis Motor Speedway RC

2.58 mile(s)

**Report:** Section Data Report

USF2000 Championship



**Session:** Test Session 4

October 23, 2022

**Section Data for Car 32 - Pribyl, Jason (R)**

Lap	T/Slap	
20	T	95.3317
	S	92.104
21	T	90.2753
	S	97.262
22	T	86.6350
	S	101.349
23	T	88.2474
	S	99.498
24	T	91.9415
	S	95.500

**Event:** USF Pro Fall Combine Open Test - USF2000

**Track:** Indianapolis Motor Speedway RC

2.58 mile(s)

**Report:** Section Data Report

USF2000 Championship



**Session:** Test Session 4

October 23, 2022

**Section Data for Car 56 - Cox, Elliot (R)**

Lap	T/SLap
1	T 540.6510
	S 16.240
2	T 90.2058
	S 97.337
3	T 88.3807
	S 99.347
4	T 88.0814
	S 99.685
5	T 531.7875
	S 16.511
6	T 88.5589
	S 99.148
7	T 87.6273
	S 100.202
8	T 168.6631
	S 52.059
9	T 87.6527
	S 100.173
10	T 87.4178
	S 100.442
11	T 87.4505
	S 100.404
12	T 87.2809
	S 100.599
13	T 94.6916
	S 92.726
14	T 361.4927
	S 24.289
15	T 87.8275
	S 99.973
16	T 87.4287
	S 100.429
17	T 87.1870
	S 100.708
18	T 92.7724
	S 94.645
19	T 487.3935
	S 18.015

**Event:** USF Pro Fall Combine Open Test - USF2000

**Track:** Indianapolis Motor Speedway RC

2.58 mile(s)

**Report:** Section Data Report

USF2000 Championship



**Session:** Test Session 4

October 23, 2022

**Section Data for Car 56 - Cox, Elliot (R)**

Lap	T/Slap	
20	T	88.3351
	S	99.399
21	T	87.2591
	S	100.624

**Event:** USF Pro Fall Combine Open Test - USF2000

**Track:** Indianapolis Motor Speedway RC

2.58 mile(s)

**Report:** Section Data Report

USF2000 Championship



**Session:** Test Session 4

October 23, 2022

**Section Data for Car 58 - Myers, Michael**

Lap	T/S	Lap
1	T	538.1044
	S	16.317
2	T	90.5796
	S	96.936
3	T	89.0709
	S	98.578
4	T	88.1165
	S	99.645
5	T	88.6929
	S	98.998
6	T	87.9299
	S	99.857
7	T	87.5840
	S	100.251
8	T	87.2952
	S	100.583
9	T	87.4425
	S	100.413
10	T	87.8303
	S	99.970
11	T	87.9410
	S	99.844
12	T	87.6444
	S	100.182
13	T	88.2685
	S	99.474
14	T	261.4776
	S	33.580
15	T	89.0731
	S	98.575
16	T	87.4850
	S	100.365
17	T	87.4315
	S	100.426
18	T	87.4438
	S	100.412
19	T	87.3958
	S	100.467



**Event:** USF Pro Fall Combine Open Test - USF2000

**Track:** Indianapolis Motor Speedway RC

2.58 mile(s)

**Report:** Section Data Report

USF2000 Championship



**Session:** Test Session 4

October 23, 2022

**Section Data for Car 58 - Myers, Michael**

Lap	T/Slap	
20	T	89.6713
	S	97.918
21	T	87.8100
	S	99.993
22	T	87.6563
	S	100.168
23	T	87.5860
	S	100.249
24	T	380.7637
	S	23.060

Event: USF Pro Fall Combine Open Test - USF2000

Track: Indianapolis Motor Speedway RC

2.58 mile(s)

Report: Section Data Report

USF2000 Championship



Session: Test Session 4

October 23, 2022

Section Data for Car 6 - Papasavvas, Evagoras

Lap	T/SLap	
1	T	96.1891
	S	91.283
2	T	519.7778
	S	16.893
3	T	88.8410
	S	98.833
4	T	87.8542
	S	99.943
5	T	87.2753
	S	100.606
6	T	87.3028
	S	100.574
7	T	87.1590
	S	100.740
8	T	87.0256
	S	100.894
9	T	86.8717
	S	101.073
10	T	86.9990
	S	100.925
11	T	86.8853
	S	101.057
12	T	87.1938
	S	100.700
13	T	452.5598
	S	19.402
14	T	87.2145
	S	100.676
15	T	87.0644
	S	100.849
16	T	87.1926
	S	100.701
17	T	203.5206
	S	43.143
18	T	88.3524
	S	99.379
19	T	86.8829
	S	101.060

**Event:** USF Pro Fall Combine Open Test - USF2000

**Track:** Indianapolis Motor Speedway RC

2.58 mile(s)

**Report:** Section Data Report

USF2000 Championship



**Session:** Test Session 4

October 23, 2022

**Section Data for Car 6 - Papasavvas, Evagoras**

Lap	T/Slap	
20	T	86.9450
	S	100.988
21	T	86.8084
	S	101.147
22	T	86.4330
	S	101.586
23	T	88.2763
	S	99.465

**Event:** USF Pro Fall Combine Open Test - USF2000

**Track:** Indianapolis Motor Speedway RC

2.58 mile(s)

**Report:** Section Data Report

USF2000 Championship



**Session:** Test Session 4

October 23, 2022

**Section Data for Car 7 - Morey IV, Albert (R)**

Lap	T/SLap	
1	T	92.3436
	S	95.084
2	T	89.7465
	S	97.836
3	T	88.7146
	S	98.974
4	T	88.3841
	S	99.344
5	T	88.0592
	S	99.710
6	T	87.9237
	S	99.864
7	T	87.9407
	S	99.845
8	T	88.0304
	S	99.743
9	T	112.4421
	S	78.088
10	T	88.3863
	S	99.341
11	T	87.7571
	S	100.053
12	T	89.2327
	S	98.399
13	T	87.2725
	S	100.609
14	T	87.5026
	S	100.344
15	T	88.0630
	S	99.706
16	T	277.4195
	S	31.650
17	T	93.6575
	S	93.750
18	T	95.4251
	S	92.014
19	T	88.1224
	S	99.639

**Event:** USF Pro Fall Combine Open Test - USF2000

**Track:** Indianapolis Motor Speedway RC

2.58 mile(s)

**Report:** Section Data Report

USF2000 Championship



**Session:** Test Session 4

October 23, 2022

**Section Data for Car 7 - Morey IV, Albert (R)**

Lap	T/Slap	
20	T	92.1271
	S	95.307
21	T	87.5120
	S	100.334
22	T	87.1951
	S	100.698
23	T	93.5732
	S	93.835

Event: USF Pro Fall Combine Open Test - USF2000

Track: Indianapolis Motor Speedway RC

2.58 mile(s)

Report: Section Data Report

USF2000 Championship



Session: Test Session 4

October 23, 2022

Section Data for Car 8 - Hughes, Lochie (R)

Lap	T/SLap	
1	T	95.6942
	S	91.755
2	T	510.1756
	S	17.211
3	T	89.4278
	S	98.184
4	T	87.9152
	S	99.874
5	T	87.5087
	S	100.337
6	T	86.8518
	S	101.096
7	T	86.7149
	S	101.256
8	T	86.9141
	S	101.024
9	T	90.4879
	S	97.034
10	T	86.8656
	S	101.080
11	T	398.9347
	S	22.010
12	T	86.6922
	S	101.282
13	T	86.5809
	S	101.413
14	T	233.4623
	S	37.609
15	T	88.8390
	S	98.835
16	T	86.9160
	S	101.022
17	T	87.2927
	S	100.586
18	T	223.0184
	S	39.371
19	T	90.9686
	S	96.521

**Event:** USF Pro Fall Combine Open Test - USF2000

**Track:** Indianapolis Motor Speedway RC

2.58 mile(s)

**Report:** Section Data Report

USF2000 Championship



**Session:** Test Session 4

October 23, 2022

**Section Data for Car 8 - Hughes, Lochie (R)**

Lap	T/Slap	
20	T	86.8662
	S	101.080
21	T	90.8138
	S	96.686

**Event:** USF Pro Fall Combine Open Test - USF2000

**Track:** Indianapolis Motor Speedway RC

2.58 mile(s)

**Report:** Section Data Report

USF2000 Championship



**Session:** Test Session 4

October 23, 2022

**Section Data for Car 9 - St Jean, Louka (R)**

Lap	T/S	Lap
1	T	92.6877
	S	94.731
2	T	514.9834
	S	17.050
3	T	89.3815
	S	98.235
4	T	87.9787
	S	99.801
5	T	87.6958
	S	100.123
6	T	87.4594
	S	100.394
7	T	89.1841
	S	98.453
8	T	87.5565
	S	100.283
9	T	87.0763
	S	100.836
10	T	87.4183
	S	100.441
11	T	87.5938
	S	100.240
12	T	419.5192
	S	20.930
13	T	89.3821
	S	98.234
14	T	87.4668
	S	100.386
15	T	87.1857
	S	100.709
16	T	87.4050
	S	100.456
17	T	87.2256
	S	100.663
18	T	87.1103
	S	100.796
19	T	87.4492
	S	100.406



**Event:** USF Pro Fall Combine Open Test - USF2000

**Track:** Indianapolis Motor Speedway RC

2.58 mile(s)

**Report:** Section Data Report

USF2000 Championship



**Session:** Test Session 4

October 23, 2022

**Section Data for Car 9 - St Jean, Louka (R)**

Lap	T/Slap	
20	T	236.1250
	S	37.185
21	T	93.2291
	S	94.181
22	T	87.3646
	S	100.503

**Event:** USF Pro Fall Combine Open Test - USF2000

**Track:** Indianapolis Motor Speedway RC

2.58 mile(s)

**Report:** Section Data Report

USF2000 Championship



**Session:** Test Session 4

October 23, 2022

**Section Data for Car 92 - Gardner, Chase (R)**

Lap	T/SLap
1	T 91.3997
	S 96.066
2	T 511.2725
	S 17.174
3	T 88.4127
	S 99.312
4	T 87.4152
	S 100.445
5	T 87.6196
	S 100.210
6	T 87.8388
	S 99.960
7	T 87.0186
	S 100.903
8	T 86.4689
	S 101.544
9	T 86.7272
	S 101.242
10	T 86.7381
	S 101.229
11	T 86.9294
	S 101.006
12	T 317.4780
	S 27.657
13	T 87.3773
	S 100.488
14	T 86.8230
	S 101.130
15	T 418.0310
	S 21.004
16	T 88.2302
	S 99.517
17	T 86.4825
	S 101.528
18	T 86.4377
	S 101.581
19	T 178.7002
	S 49.135

**Event:** USF Pro Fall Combine Open Test - USF2000

**Track:** Indianapolis Motor Speedway RC

2.58 mile(s)

**Report:** Section Data Report

USF2000 Championship



**Session:** Test Session 4

October 23, 2022

**Section Data for Car 92 - Gardner, Chase (R)**

Lap	T/Slap	
20	T	665.4205
	S	13.195
21	T	87.0895
	S	100.820
22	T	86.4931
	S	101.516

**Event:** USF Pro Fall Combine Open Test - USF2000

**Track:** Indianapolis Motor Speedway RC

2.58 mile(s)

**Report:** Section Data Report

USF2000 Championship



**Session:** Test Session 4

October 23, 2022

**Section Data for Car 93 - Towns, Avery (R)**

Lap	T/S	Lap
1	T	94.7877
	S	92.632
2	T	516.6277
	S	16.998
3	T	89.4890
	S	98.117
4	T	88.3513
	S	99.381
5	T	88.2951
	S	99.444
6	T	88.3381
	S	99.395
7	T	88.8868
	S	98.782
8	T	89.1462
	S	98.494
9	T	88.3702
	S	99.359
10	T	89.0281
	S	98.625
11	T	88.0805
	S	99.686
12	T	88.2316
	S	99.515
13	T	88.2865
	S	99.453
14	T	88.1657
	S	99.590
15	T	87.6001
	S	100.233
16	T	88.7378
	S	98.948
17	T	88.3761
	S	99.353
18	T	88.2344
	S	99.512
19	T	178.3360
	S	49.235

**Event:** USF Pro Fall Combine Open Test - USF2000

**Track:** Indianapolis Motor Speedway RC

2.58 mile(s)

**Report:** Section Data Report

USF2000 Championship



**Session:** Test Session 4

October 23, 2022

**Section Data for Car 93 - Towns, Avery (R)**

Lap	T/Slap	
20	T	88.0087
	S	99.767
21	T	88.3211
	S	99.415
22	T	88.3796
	S	99.349
23	T	89.8514
	S	97.721
24	T	88.9346
	S	98.729
25	T	88.3665
	S	99.363
26	T	187.4677
	S	46.837
27	T	486.6808
	S	18.041
28	T	88.9372
	S	98.726
29	T	89.1480
	S	98.492

Event: USF Pro Fall Combine Open Test - USF2000

Track: Indianapolis Motor Speedway RC

2.58 mile(s)

Report: Section Data Report

USF2000 Championship








Session: Test Session 4

October 23, 2022

Section Data for Car

Report Support Information

Section Legend	
Name	Length
Lap	2.439000 miles

Color Legend	
	Fastest Lap
	Section Under Caution
	Section Under Green
	Section Time Data
	Section Speed Data

