

Event: USF Pro Fall Combine Open Test - USF2000

Track: Indianapolis Motor Speedway RC

2.58 mile(s)

Report: Section Data Report

USF2000 Championship



Session: Test Session 5

October 23, 2022

Section Data for Car 1 - Clark, Mac (R)

Lap	T/SLap	
1	T	88.4701
	S	99.247
2	T	87.1389
	S	100.763
3	T	87.1798
	S	100.716
4	T	86.9731
	S	100.955
5	T	87.6922
	S	100.127
6	T	430.4216
	S	20.400
7	T	87.2308
	S	100.657
8	T	87.4507
	S	100.404
9	T	87.6510
	S	100.175
10	T	641.6541
	S	13.684
11	T	87.0334
	S	100.885
12	T	87.0419
	S	100.876
13	T	87.2392
	S	100.647
14	T	87.1219
	S	100.783
15	T	201.5121
	S	43.573
16	T	87.3859
	S	100.478
17	T	87.3706
	S	100.496

Event: USF Pro Fall Combine Open Test - USF2000

Track: Indianapolis Motor Speedway RC

2.58 mile(s)

Report: Section Data Report

USF2000 Championship



Session: Test Session 5

October 23, 2022

Section Data for Car 10 - Garciarce, George

Lap	T/SLap	
1	T	88.8894
	S	98.779
2	T	88.1224
	S	99.639
3	T	88.0257
	S	99.748
4	T	87.4393
	S	100.417
5	T	87.7127
	S	100.104
6	T	88.0355
	S	99.737
7	T	319.1238
	S	27.514
8	T	88.1895
	S	99.563
9	T	88.2491
	S	99.496
10	T	88.1047
	S	99.659
11	T	87.9535
	S	99.830
12	T	88.1394
	S	99.619
13	T	87.8553
	S	99.942
14	T	88.0602
	S	99.709
15	T	359.3882
	S	24.432
16	T	88.1456
	S	99.612
17	T	87.9499
	S	99.834
18	T	87.4484
	S	100.407
19	T	87.7442
	S	100.068

Event: USF Pro Fall Combine Open Test - USF2000

Track: Indianapolis Motor Speedway RC

2.58 mile(s)

Report: Section Data Report

USF2000 Championship



Session: Test Session 5

October 23, 2022

Section Data for Car 10 - Garciarce, George

Lap	T/Slap	
20	T	88.2234
	S	99.525
21	T	87.6050
	S	100.227
22	T	87.5793
	S	100.257

Event: USF Pro Fall Combine Open Test - USF2000

Track: Indianapolis Motor Speedway RC

2.58 mile(s)

Report: Section Data Report

USF2000 Championship



Session: Test Session 5

October 23, 2022

Section Data for Car 11 - Armstrong, Quinn (R)

Lap	T/SLap	
1	T	89.0770
	S	98.571
2	T	88.4728
	S	99.244
3	T	88.3169
	S	99.419
4	T	87.9551
	S	99.828
5	T	87.9652
	S	99.817
6	T	88.9178
	S	98.747
7	T	87.9163
	S	99.872
8	T	87.7495
	S	100.062
9	T	88.8159
	S	98.861
10	T	88.0028
	S	99.774
11	T	87.9473
	S	99.837
12	T	87.5961
	S	100.237
13	T	87.9434
	S	99.841
14	T	88.5893
	S	99.114
15	T	445.2321
	S	19.721
16	T	89.3701
	S	98.248
17	T	88.3680
	S	99.362
18	T	87.4956
	S	100.352
19	T	87.4217
	S	100.437

Event: USF Pro Fall Combine Open Test - USF2000

Track: Indianapolis Motor Speedway RC

2.58 mile(s)

Report: Section Data Report

USF2000 Championship

Session: Test Session 5

October 23, 2022



Section Data for Car 11 - Armstrong, Quinn (R)

Lap	T/Slap	
20	T	87.4293
	S	100.429
21	T	87.3761
	S	100.490
22	T	88.3546
	S	99.377
23	T	88.5905
	S	99.112
24	T	92.3154
	S	95.113

Event: USF Pro Fall Combine Open Test - USF2000

Track: Indianapolis Motor Speedway RC

2.58 mile(s)

Report: Section Data Report

USF2000 Championship



Session: Test Session 5

October 23, 2022

Section Data for Car 12 - Jamieson, Maxwell (R)

Lap	T/Slap	
1	T	90.6056
	S	96.908

Event: USF Pro Fall Combine Open Test - USF2000

Track: Indianapolis Motor Speedway RC

2.58 mile(s)

Report: Section Data Report

USF2000 Championship



Session: Test Session 5

October 23, 2022

Section Data for Car 14 - Corry, Sam (R)

Lap	T/SLap	
1	T	89.9544
	S	97.609
2	T	87.9359
	S	99.850
3	T	87.3967
	S	100.466
4	T	87.4071
	S	100.454
5	T	88.2739
	S	99.468
6	T	87.8198
	S	99.982
7	T	88.9710
	S	98.688
8	T	88.0463
	S	99.725
9	T	271.9569
	S	32.286
10	T	87.5850
	S	100.250
11	T	87.8008
	S	100.004
12	T	87.4729
	S	100.379
13	T	441.2727
	S	19.898
14	T	92.9831
	S	94.430
15	T	87.5463
	S	100.294
16	T	87.7551
	S	100.056
17	T	87.3784
	S	100.487
18	T	86.9543
	S	100.977
19	T	87.6286
	S	100.200

Event: USF Pro Fall Combine Open Test - USF2000

Track: Indianapolis Motor Speedway RC

2.58 mile(s)

Report: Section Data Report

USF2000 Championship



Session: Test Session 5

October 23, 2022

Section Data for Car 14 - Corry, Sam (R)

Lap	T/Slap	
20	T	87.4790
	S	100.372
21	T	87.4708
	S	100.381
22	T	89.1971
	S	98.438
23	T	89.8569
	S	97.715
24	T	87.5453
	S	100.296

Event: USF Pro Fall Combine Open Test - USF2000

Track: Indianapolis Motor Speedway RC

2.58 mile(s)

Report: Section Data Report

USF2000 Championship



Session: Test Session 5

October 23, 2022

Section Data for Car 15 - Dyzelski, Danny

Lap	T/S	Lap
1	T	90.1494
	S	97.398
2	T	87.9062
	S	99.884
3	T	87.1305
	S	100.773
4	T	87.5006
	S	100.347
5	T	88.6183
	S	99.081
6	T	87.1604
	S	100.738
7	T	95.3095
	S	92.125
8	T	87.7007
	S	100.118
9	T	87.3510
	S	100.519
10	T	87.5842
	S	100.251
11	T	264.1061
	S	33.246
12	T	88.3818
	S	99.346
13	T	87.4769
	S	100.374
14	T	87.1474
	S	100.753
15	T	87.2577
	S	100.626
16	T	87.3724
	S	100.494
17	T	87.5872
	S	100.248
18	T	91.5361
	S	95.923
19	T	87.2364
	S	100.651

Event: USF Pro Fall Combine Open Test - USF2000

Track: Indianapolis Motor Speedway RC

2.58 mile(s)

Report: Section Data Report

USF2000 Championship



Session: Test Session 5

October 23, 2022

Section Data for Car 15 - Dyszelski, Danny

Lap	T/Slap	
20	T	87.7170
	S	100.099
21	T	486.4365
	S	18.050
22	T	87.8873
	S	99.905
23	T	87.2479
	S	100.637

Event: USF Pro Fall Combine Open Test - USF2000

Track: Indianapolis Motor Speedway RC

2.58 mile(s)

Report: Section Data Report

USF2000 Championship



Session: Test Session 5

October 23, 2022

Section Data for Car 17 - Johnson, Nikita

Lap	T/SLap	
1	T	90.1294
	S	97.420
2	T	87.9269
	S	99.860
3	T	86.9233
	S	101.013
4	T	87.2487
	S	100.636
5	T	86.9380
	S	100.996
6	T	86.6510
	S	101.331
7	T	86.9298
	S	101.006
8	T	232.4399
	S	37.775
9	T	86.5899
	S	101.402
10	T	86.7349
	S	101.233
11	T	663.2871
	S	13.238
12	T	103.0759
	S	85.184
13	T	128.7799
	S	68.181
14	T	89.4174
	S	98.196
15	T	86.6262
	S	101.360
16	T	86.4947
	S	101.514
17	T	86.7711
	S	101.190
18	T	86.7858
	S	101.173
19	T	87.0873
	S	100.823

Event: USF Pro Fall Combine Open Test - USF2000

Track: Indianapolis Motor Speedway RC

2.58 mile(s)

Report: Section Data Report

USF2000 Championship



Session: Test Session 5

October 23, 2022

Section Data for Car 17 - Johnson, Nikita

Lap	T/Slap	
20	T	86.9330
	S	101.002

Event: USF Pro Fall Combine Open Test - USF2000

Track: Indianapolis Motor Speedway RC

2.58 mile(s)

Report: Section Data Report

USF2000 Championship

Session: Test Session 5

October 23, 2022



Section Data for Car 18 - Ping, Noah (R)

Lap	T/Slap	
1	T	106.9323
	S	82.112
2	T	95.6750
	S	91.773
3	T	89.2229
	S	98.410
4	T	87.5876
	S	100.247
5	T	87.0827
	S	100.828
6	T	87.3063
	S	100.570
7	T	89.5200
	S	98.083
8	T	87.7618
	S	100.048

Event: USF Pro Fall Combine Open Test - USF2000

Track: Indianapolis Motor Speedway RC

2.58 mile(s)

Report: Section Data Report

USF2000 Championship



Session: Test Session 5

October 23, 2022

Section Data for Car 19 - Ping, Zack (R)

Lap	T/SLap	
1	T	99.6194
	S	88.139
2	T	90.8817
	S	96.614
3	T	94.4310
	S	92.982
4	T	88.7007
	S	98.989
5	T	88.3476
	S	99.385
6	T	88.3748
	S	99.354
7	T	88.6086
	S	99.092
8	T	88.1614
	S	99.595
9	T	88.4305
	S	99.292
10	T	88.7647
	S	98.918
11	T	88.5398
	S	99.169
12	T	88.8037
	S	98.874
13	T	88.8485
	S	98.824
14	T	409.7595
	S	21.428
15	T	104.1255
	S	84.325
16	T	94.1514
	S	93.258
17	T	87.8266
	S	99.974
18	T	87.7337
	S	100.080
19	T	87.6237
	S	100.206

Event: USF Pro Fall Combine Open Test - USF2000

Track: Indianapolis Motor Speedway RC

2.58 mile(s)

Report: Section Data Report

USF2000 Championship



Session: Test Session 5

October 23, 2022

Section Data for Car 19 - Ping, Zack (R)

Lap	T/Slap	
20	T	89.0100
	S	98.645
21	T	88.2711
	S	99.471
22	T	88.1681
	S	99.587
23	T	87.8839
	S	99.909
24	T	88.4991
	S	99.215
25	T	94.9090
	S	92.514

Event: USF Pro Fall Combine Open Test - USF2000

Track: Indianapolis Motor Speedway RC

2.58 mile(s)

Report: Section Data Report

USF2000 Championship



Session: Test Session 5

October 23, 2022

Section Data for Car 2 - Etter, Carson (R)

Lap	T/SLap	
1	T	93.2105
	S	94.200
2	T	91.2330
	S	96.241
3	T	91.6700
	S	95.783
4	T	90.4093
	S	97.118
5	T	101.4086
	S	86.584
6	T	90.2745
	S	97.263
7	T	90.8141
	S	96.685
8	T	240.4049
	S	36.523
9	T	97.8343
	S	89.748
10	T	90.5610
	S	96.956
11	T	89.2675
	S	98.361
12	T	89.2165
	S	98.417
13	T	89.2828
	S	98.344
14	T	89.9748
	S	97.587
15	T	91.5632
	S	95.894
16	T	90.7468
	S	96.757
17	T	352.0136
	S	24.943
18	T	90.0299
	S	97.528
19	T	89.5481
	S	98.052

Event: USF Pro Fall Combine Open Test - USF2000

Track: Indianapolis Motor Speedway RC

2.58 mile(s)

Report: Section Data Report

USF2000 Championship



Session: Test Session 5

October 23, 2022

Section Data for Car 2 - Etter, Carson (R)

Lap	T/Slap	
20	T	89.9408
	S	97.624
21	T	90.4126
	S	97.115
22	T	90.1364
	S	97.412
23	T	91.2810
	S	96.191
24	T	92.7313
	S	94.686

Event: USF Pro Fall Combine Open Test - USF2000

Track: Indianapolis Motor Speedway RC

2.58 mile(s)

Report: Section Data Report

USF2000 Championship



Session: Test Session 5

October 23, 2022

Section Data for Car 20 - Rees, Matthew (R)

Lap	T/SLap	
1	T	93.7010
	S	93.707
2	T	88.1998
	S	99.551
3	T	87.6395
	S	100.188
4	T	87.3950
	S	100.468
5	T	89.0040
	S	98.652
6	T	87.7136
	S	100.103
7	T	87.8875
	S	99.905
8	T	89.7653
	S	97.815
9	T	358.0029
	S	24.526
10	T	90.0306
	S	97.527
11	T	88.0079
	S	99.768
12	T	91.2063
	S	96.270
13	T	87.8424
	S	99.956
14	T	90.2981
	S	97.238
15	T	325.3724
	S	26.986
16	T	97.6231
	S	89.942
17	T	90.5365
	S	96.982
18	T	87.2750
	S	100.606
19	T	87.4536
	S	100.401

Event: USF Pro Fall Combine Open Test - USF2000

Track: Indianapolis Motor Speedway RC

2.58 mile(s)

Report: Section Data Report

USF2000 Championship



Session: Test Session 5

October 23, 2022

Section Data for Car 20 - Rees, Matthew (R)

Lap	T/Slap	
20	T	87.4062
	S	100.455
21	T	87.2165
	S	100.674
22	T	95.6599
	S	91.788
23	T	87.6880
	S	100.132
24	T	90.8539
	S	96.643

Event: USF Pro Fall Combine Open Test - USF2000

Track: Indianapolis Motor Speedway RC

2.58 mile(s)

Report: Section Data Report

USF2000 Championship



Session: Test Session 5

October 23, 2022

Section Data for Car 22 - Houk, Ayrton (R)

Lap	T/SLap	
1	T	91.2953
	S	96.176
2	T	88.2275
	S	99.520
3	T	87.7886
	S	100.018
4	T	87.3120
	S	100.563
5	T	87.1070
	S	100.800
6	T	87.4066
	S	100.455
7	T	87.4563
	S	100.398
8	T	87.1969
	S	100.696
9	T	89.3245
	S	98.298
10	T	202.1355
	S	43.438
11	T	87.5383
	S	100.304
12	T	87.3273
	S	100.546
13	T	88.2236
	S	99.524
14	T	88.8957
	S	98.772
15	T	87.9775
	S	99.803
16	T	193.2788
	S	45.429
17	T	90.3236
	S	97.210
18	T	94.8700
	S	92.552
19	T	87.0765
	S	100.835

Event: USF Pro Fall Combine Open Test - USF2000

Track: Indianapolis Motor Speedway RC

2.58 mile(s)

Report: Section Data Report

USF2000 Championship

Session: Test Session 5

October 23, 2022



Section Data for Car 22 - Houk, Ayrton (R)

Lap	T/Slap	
20	T	86.9648
	S	100.965
21	T	86.6733
	S	101.305
22	T	86.7953
	S	101.162
23	T	86.9504
	S	100.982
24	T	89.5915
	S	98.005
25	T	87.4932
	S	100.355
26	T	187.8416
	S	46.744

Event: USF Pro Fall Combine Open Test - USF2000

Track: Indianapolis Motor Speedway RC

2.58 mile(s)

Report: Section Data Report

USF2000 Championship



Session: Test Session 5

October 23, 2022

Section Data for Car 23 - Sikes, Simon

Lap	T/SLap	
1	T	87.7152
	S	100.101
2	T	87.0651
	S	100.849
3	T	86.6413
	S	101.342
4	T	86.5499
	S	101.449
5	T	86.4944
	S	101.514
6	T	86.6291
	S	101.356
7	T	86.5591
	S	101.438
8	T	87.5357
	S	100.307
9	T	220.1271
	S	39.888
10	T	86.8903
	S	101.052
11	T	86.5122
	S	101.493
12	T	86.4562
	S	101.559
13	T	87.0940
	S	100.815
14	T	86.9501
	S	100.982
15	T	87.0327
	S	100.886
16	T	86.9198
	S	101.017
17	T	199.4587
	S	44.021
18	T	103.2458
	S	85.044
19	T	128.7011
	S	68.223

Event: USF Pro Fall Combine Open Test - USF2000

Track: Indianapolis Motor Speedway RC

2.58 mile(s)

Report: Section Data Report

USF2000 Championship



Session: Test Session 5

October 23, 2022

Section Data for Car 23 - Sikes, Simon

Lap	T/Slap	
20	T	132.2641
	S	66.385
21	T	86.1985
	S	101.863
22	T	85.9655
	S	102.139
23	T	86.1507
	S	101.919
24	T	86.3007
	S	101.742
25	T	86.6109
	S	101.378
26	T	168.4214
	S	52.134

Event: USF Pro Fall Combine Open Test - USF2000

Track: Indianapolis Motor Speedway RC

2.58 mile(s)

Report: Section Data Report

USF2000 Championship



Session: Test Session 5

October 23, 2022

Section Data for Car 32 - Pribyl, Jason (R)

Lap	T/SLap	
1	T	88.9596
	S	98.701
2	T	92.0733
	S	95.363
3	T	87.7712
	S	100.037
4	T	87.4771
	S	100.374
5	T	88.3454
	S	99.387
6	T	88.2551
	S	99.489
7	T	87.4394
	S	100.417
8	T	87.2943
	S	100.584
9	T	88.3938
	S	99.333
10	T	87.7419
	S	100.071
11	T	87.5625
	S	100.276
12	T	224.1606
	S	39.170
13	T	87.3653
	S	100.502
14	T	89.0134
	S	98.641
15	T	87.4813
	S	100.369
16	T	87.6794
	S	100.142
17	T	215.7500
	S	40.697
18	T	88.5516
	S	99.156
19	T	87.2696
	S	100.612

Event: USF Pro Fall Combine Open Test - USF2000

Track: Indianapolis Motor Speedway RC

2.58 mile(s)

Report: Section Data Report

USF2000 Championship



Session: Test Session 5

October 23, 2022

Section Data for Car 32 - Pribyl, Jason (R)

Lap	T/Slap	
20	T	86.9073
	S	101.032
21	T	86.8347
	S	101.116
22	T	86.9595
	S	100.971
23	T	86.8392
	S	101.111
24	T	86.8022
	S	101.154
25	T	87.2893
	S	100.590
26	T	87.9905
	S	99.788

Event: USF Pro Fall Combine Open Test - USF2000

Track: Indianapolis Motor Speedway RC

2.58 mile(s)

Report: Section Data Report

USF2000 Championship



Session: Test Session 5

October 23, 2022

Section Data for Car 56 - Cox, Elliot (R)

Lap	T/S	Lap
1	T	88.5177
	S	99.194
2	T	88.0788
	S	99.688
3	T	87.6766
	S	100.145
4	T	87.6436
	S	100.183
5	T	90.9128
	S	96.580
6	T	280.0132
	S	31.357
7	T	88.3663
	S	99.364
8	T	86.9422
	S	100.991
9	T	87.1946
	S	100.699
10	T	86.8607
	S	101.086
11	T	86.7846
	S	101.175
12	T	87.3607
	S	100.507
13	T	86.9408
	S	100.993
14	T	90.7356
	S	96.769
15	T	430.8091
	S	20.381
16	T	88.4368
	S	99.284
17	T	92.2828
	S	95.147
18	T	268.0930
	S	32.751
19	T	87.1626
	S	100.736

Event: USF Pro Fall Combine Open Test - USF2000

Track: Indianapolis Motor Speedway RC

2.58 mile(s)

Report: Section Data Report

USF2000 Championship



Session: Test Session 5

October 23, 2022

Section Data for Car 56 - Cox, Elliot (R)

Lap	T/Slap	
20	T	87.1621
	S	100.736
21	T	87.4523
	S	100.402
22	T	87.0094
	S	100.913

Event: USF Pro Fall Combine Open Test - USF2000

Track: Indianapolis Motor Speedway RC

2.58 mile(s)

Report: Section Data Report

USF2000 Championship



Session: Test Session 5

October 23, 2022

Section Data for Car 58 - Myers, Michael

Lap	T/SLap	
1	T	89.8940
	S	97.675
2	T	88.7222
	S	98.965
3	T	87.9611
	S	99.821
4	T	87.7143
	S	100.102
5	T	87.8945
	S	99.897
6	T	88.2838
	S	99.457
7	T	88.6360
	S	99.061
8	T	88.2827
	S	99.458
9	T	88.0737
	S	99.694
10	T	87.8999
	S	99.891
11	T	88.2439
	S	99.501
12	T	88.6504
	S	99.045
13	T	471.6291
	S	18.617
14	T	89.1800
	S	98.457
15	T	89.0748
	S	98.573
16	T	89.6834
	S	97.904
17	T	90.3469
	S	97.185
18	T	328.5195
	S	26.727
19	T	88.6195
	S	99.080

Event: USF Pro Fall Combine Open Test - USF2000

Track: Indianapolis Motor Speedway RC

2.58 mile(s)

Report: Section Data Report

USF2000 Championship



Session: Test Session 5

October 23, 2022

Section Data for Car 58 - Myers, Michael

Lap	T/Slap	
20	T	88.5107
	S	99.202
21	T	87.9575
	S	99.825
22	T	88.4445
	S	99.276
23	T	88.2327
	S	99.514

Event: USF Pro Fall Combine Open Test - USF2000

Track: Indianapolis Motor Speedway RC

2.58 mile(s)

Report: Section Data Report

USF2000 Championship



Session: Test Session 5

October 23, 2022

Section Data for Car 6 - Papasavvas, Evagoras

Lap	T/SLap	
1	T	88.2826
	S	99.458
2	T	87.2453
	S	100.640
3	T	87.0708
	S	100.842
4	T	87.0042
	S	100.919
5	T	87.4117
	S	100.449
6	T	87.2244
	S	100.664
7	T	87.4609
	S	100.392
8	T	283.6318
	S	30.957
9	T	87.3351
	S	100.537
10	T	87.2439
	S	100.642
11	T	87.5248
	S	100.319
12	T	87.7016
	S	100.117
13	T	87.5697
	S	100.268
14	T	87.8564
	S	99.940
15	T	87.4945
	S	100.354
16	T	87.5441
	S	100.297
17	T	87.7581
	S	100.052
18	T	232.3826
	S	37.784
19	T	90.8193
	S	96.680

Event: USF Pro Fall Combine Open Test - USF2000

Track: Indianapolis Motor Speedway RC

2.58 mile(s)

Report: Section Data Report

USF2000 Championship

Session: Test Session 5

October 23, 2022



Section Data for Car 6 - Papasavvas, Evagoras

Lap	T/Slap	
20	T	87.1226
	S	100.782
21	T	86.7624
	S	101.201
22	T	86.8339
	S	101.117
23	T	86.9822
	S	100.945
24	T	87.4407
	S	100.415
25	T	87.3899
	S	100.474

Event: USF Pro Fall Combine Open Test - USF2000

Track: Indianapolis Motor Speedway RC

2.58 mile(s)

Report: Section Data Report

USF2000 Championship



Session: Test Session 5

October 23, 2022

Section Data for Car 7 - Morey IV, Albert (R)

Lap	T/Slap	
1	T	91.8469
	S	95.598
2	T	183.2712
	S	47.909

Event: USF Pro Fall Combine Open Test - USF2000

Track: Indianapolis Motor Speedway RC

2.58 mile(s)

Report: Section Data Report

USF2000 Championship



Session: Test Session 5

October 23, 2022

Section Data for Car 8 - Hughes, Lochie (R)

Lap	T/S	Lap
1	T	87.9248
	S	99.863
2	T	87.4890
	S	100.360
3	T	87.0084
	S	100.914
4	T	88.4864
	S	99.229
5	T	88.2603
	S	99.483
6	T	87.0217
	S	100.899
7	T	87.1184
	S	100.787
8	T	268.6424
	S	32.684
9	T	87.0611
	S	100.853
10	T	87.0401
	S	100.878
11	T	90.2226
	S	97.319
12	T	87.4764
	S	100.375
13	T	219.6736
	S	39.970
14	T	91.0194
	S	96.467
15	T	87.4541
	S	100.400
16	T	87.3073
	S	100.569
17	T	262.0011
	S	33.513
18	T	87.1828
	S	100.713
19	T	86.3703
	S	101.660

Event: USF Pro Fall Combine Open Test - USF2000

Track: Indianapolis Motor Speedway RC

2.58 mile(s)

Report: Section Data Report

USF2000 Championship

Session: Test Session 5

October 23, 2022



Section Data for Car 8 - Hughes, Lochie (R)

Lap	T/Slap	
20	T	87.0879
	S	100.822
21	T	86.8926
	S	101.049
22	T	87.0572
	S	100.858
23	T	86.9225
	S	101.014
24	T	87.2936
	S	100.585

Event: USF Pro Fall Combine Open Test - USF2000

Track: Indianapolis Motor Speedway RC

2.58 mile(s)

Report: Section Data Report

USF2000 Championship



Session: Test Session 5

October 23, 2022

Section Data for Car 9 - St Jean, Louka (R)

Lap	T/S	Lap
1	T	89.2718
	S	98.356
2	T	87.4508
	S	100.404
3	T	89.3433
	S	98.277
4	T	87.0649
	S	100.849
5	T	88.4217
	S	99.301
6	T	87.6774
	S	100.144
7	T	87.6518
	S	100.174
8	T	503.4217
	S	17.441
9	T	87.9922
	S	99.786
10	T	87.6703
	S	100.153
11	T	88.0042
	S	99.773
12	T	88.6311
	S	99.067
13	T	87.6295
	S	100.199
14	T	89.6903
	S	97.897
15	T	417.2771
	S	21.042
16	T	88.8773
	S	98.792
17	T	88.5724
	S	99.132
18	T	87.1369
	S	100.766
19	T	86.9888
	S	100.937

Event: USF Pro Fall Combine Open Test - USF2000

Track: Indianapolis Motor Speedway RC

2.58 mile(s)

Report: Section Data Report

USF2000 Championship



Session: Test Session 5

October 23, 2022

Section Data for Car 9 - St Jean, Louka (R)

Lap	T/Slap	
20	T	95.4803
	S	91.960

Event: USF Pro Fall Combine Open Test - USF2000

Track: Indianapolis Motor Speedway RC

2.58 mile(s)

Report: Section Data Report

USF2000 Championship



Session: Test Session 5

October 23, 2022

Section Data for Car 92 - Gardner, Chase (R)

Lap	T/SLap	
1	T	87.9106
	S	99.879
2	T	89.0937
	S	98.552
3	T	88.1840
	S	99.569
4	T	87.2105
	S	100.681
5	T	87.2596
	S	100.624
6	T	87.1417
	S	100.760
7	T	87.6010
	S	100.232
8	T	87.4429
	S	100.413
9	T	87.8640
	S	99.932
10	T	320.4596
	S	27.399
11	T	103.9117
	S	84.499
12	T	87.3824
	S	100.482
13	T	87.4957
	S	100.352
14	T	97.3910
	S	90.156
15	T	442.5452
	S	19.841
16	T	87.3458
	S	100.525
17	T	100.0030
	S	87.801
18	T	86.9813
	S	100.946
19	T	87.2795
	S	100.601

Event: USF Pro Fall Combine Open Test - USF2000

Track: Indianapolis Motor Speedway RC

2.58 mile(s)

Report: Section Data Report

USF2000 Championship



Session: Test Session 5

October 23, 2022

Section Data for Car 92 - Gardner, Chase (R)

Lap	T/Slap	
20	T	87.1513
	S	100.749
21	T	87.2934
	S	100.585
22	T	87.3153
	S	100.560
23	T	89.7564
	S	97.825

Event: USF Pro Fall Combine Open Test - USF2000

Track: Indianapolis Motor Speedway RC

2.58 mile(s)

Report: Section Data Report

USF2000 Championship



Session: Test Session 5

October 23, 2022

Section Data for Car 93 - Towns, Avery (R)

Lap	T/S	Lap
1	T	89.7327
	S	97.851
2	T	89.2040
	S	98.431
3	T	89.1723
	S	98.466
4	T	89.0506
	S	98.600
5	T	90.4586
	S	97.065
6	T	204.0169
	S	43.038
7	T	88.9704
	S	98.689
8	T	88.4207
	S	99.303
9	T	87.9465
	S	99.838
10	T	88.2768
	S	99.464
11	T	88.3934
	S	99.333
12	T	89.7835
	S	97.795
13	T	87.9770
	S	99.803
14	T	88.3118
	S	99.425
15	T	90.3639
	S	97.167
16	T	295.6365
	S	29.700
17	T	88.8638
	S	98.807
18	T	89.1082
	S	98.536
19	T	88.6252
	S	99.073

Event: USF Pro Fall Combine Open Test - USF2000

Track: Indianapolis Motor Speedway RC

2.58 mile(s)

Report: Section Data Report

USF2000 Championship



Session: Test Session 5

October 23, 2022

Section Data for Car 93 - Towns, Avery (R)

Lap	T/Slap	
20	T	88.6284
	S	99.070
21	T	88.3272
	S	99.408
22	T	88.9382
	S	98.725
23	T	88.1013
	S	99.663
24	T	88.5339
	S	99.176
25	T	88.9289
	S	98.735
26	T	89.7856
	S	97.793

Event: USF Pro Fall Combine Open Test - USF2000

Track: Indianapolis Motor Speedway RC

2.58 mile(s)

Report: Section Data Report

USF2000 Championship








Session: Test Session 5

October 23, 2022

Section Data for Car

Report Support Information

Section Legend	
Name	Length
Lap	2.439000 miles

Color Legend	
	Fastest Lap
	Section Under Caution
	Section Under Green
	Section Time Data
	Section Speed Data

