

Event: USF Pro Fall Combine Open Test - USF2000

Track: Indianapolis Motor Speedway RC

2.58 mile(s)

Report: Section Data Report

USF2000 Championship



Session: Test Session 6

October 23, 2022

Section Data for Car 1 - Clark, Mac (R)

| Lap | T/SLap | |
|-----|--------|----------|
| 1 | T | 88.3907 |
| | S | 99.336 |
| 2 | T | 88.2723 |
| | S | 99.469 |
| 3 | T | 88.1546 |
| | S | 99.602 |
| 4 | T | 88.4465 |
| | S | 99.274 |
| 5 | T | 253.9754 |
| | S | 34.572 |
| 6 | T | 88.2732 |
| | S | 99.468 |
| 7 | T | 88.0245 |
| | S | 99.750 |
| 8 | T | 88.0848 |
| | S | 99.681 |
| 9 | T | 90.0003 |
| | S | 97.560 |
| 10 | T | 744.0250 |
| | S | 11.801 |
| 11 | T | 96.4496 |
| | S | 91.036 |
| 12 | T | 87.3364 |
| | S | 100.535 |
| 13 | T | 87.4277 |
| | S | 100.430 |
| 14 | T | 87.3887 |
| | S | 100.475 |
| 15 | T | 295.8811 |
| | S | 29.675 |
| 16 | T | 87.5561 |
| | S | 100.283 |
| 17 | T | 87.8047 |
| | S | 99.999 |
| 18 | T | 87.4232 |
| | S | 100.436 |
| 19 | T | 87.4696 |
| | S | 100.382 |

Event: USF Pro Fall Combine Open Test - USF2000

Track: Indianapolis Motor Speedway RC

2.58 mile(s)

Report: Section Data Report

USF2000 Championship



Session: Test Session 6

October 23, 2022

Section Data for Car 1 - Clark, Mac (R)

| Lap | T/Slap | |
|-----|--------|---------|
| 20 | T | 87.8348 |
| | S | 99.965 |

Event: USF Pro Fall Combine Open Test - USF2000

Track: Indianapolis Motor Speedway RC

2.58 mile(s)

Report: Section Data Report

USF2000 Championship



Session: Test Session 6

October 23, 2022

Section Data for Car 10 - Garciarce, George

| Lap | T/SLap | |
|-----|--------|----------|
| 1 | T | 91.1857 |
| | S | 96.291 |
| 2 | T | 88.5138 |
| | S | 99.198 |
| 3 | T | 88.2650 |
| | S | 99.478 |
| 4 | T | 88.3706 |
| | S | 99.359 |
| 5 | T | 88.4404 |
| | S | 99.280 |
| 6 | T | 88.1981 |
| | S | 99.553 |
| 7 | T | 89.1264 |
| | S | 98.516 |
| 8 | T | 88.9889 |
| | S | 98.668 |
| 9 | T | 283.8226 |
| | S | 30.936 |
| 10 | T | 708.4863 |
| | S | 12.393 |
| 11 | T | 96.1595 |
| | S | 91.311 |
| 12 | T | 87.7354 |
| | S | 100.078 |
| 13 | T | 87.6494 |
| | S | 100.176 |
| 14 | T | 87.4521 |
| | S | 100.402 |
| 15 | T | 88.0753 |
| | S | 99.692 |
| 16 | T | 88.0860 |
| | S | 99.680 |
| 17 | T | 173.2958 |
| | S | 50.667 |
| 18 | T | 88.0268 |
| | S | 99.747 |
| 19 | T | 87.7192 |
| | S | 100.097 |

Event: USF Pro Fall Combine Open Test - USF2000

Track: Indianapolis Motor Speedway RC

2.58 mile(s)

Report: Section Data Report

USF2000 Championship



Session: Test Session 6

October 23, 2022

Section Data for Car 10 - Garciarce, George

| Lap | T/Slap | |
|-----|--------|---------|
| 20 | T | 87.6409 |
| | S | 100.186 |
| 21 | T | 87.7647 |
| | S | 100.045 |
| 22 | T | 88.0542 |
| | S | 99.716 |

Event: USF Pro Fall Combine Open Test - USF2000

Track: Indianapolis Motor Speedway RC

2.58 mile(s)

Report: Section Data Report

USF2000 Championship



Session: Test Session 6

October 23, 2022

Section Data for Car 11 - Armstrong, Quinn (R)

| Lap | T/S | Lap |
|-----|-----|----------|
| 1 | T | 88.8579 |
| | S | 98.814 |
| 2 | T | 88.7851 |
| | S | 98.895 |
| 3 | T | 88.4107 |
| | S | 99.314 |
| 4 | T | 88.6998 |
| | S | 98.990 |
| 5 | T | 88.4954 |
| | S | 99.219 |
| 6 | T | 88.5501 |
| | S | 99.157 |
| 7 | T | 88.8683 |
| | S | 98.802 |
| 8 | T | 88.5360 |
| | S | 99.173 |
| 9 | T | 88.7403 |
| | S | 98.945 |
| 10 | T | 88.5196 |
| | S | 99.192 |
| 11 | T | 88.6306 |
| | S | 99.067 |
| 12 | T | 728.1565 |
| | S | 12.058 |
| 13 | T | 96.9220 |
| | S | 90.592 |
| 14 | T | 88.0650 |
| | S | 99.704 |
| 15 | T | 89.1242 |
| | S | 98.519 |
| 16 | T | 88.3941 |
| | S | 99.332 |
| 17 | T | 88.5784 |
| | S | 99.126 |
| 18 | T | 89.2669 |
| | S | 98.361 |
| 19 | T | 88.2205 |
| | S | 99.528 |

Event: USF Pro Fall Combine Open Test - USF2000

Track: Indianapolis Motor Speedway RC

2.58 mile(s)

Report: Section Data Report

USF2000 Championship



Session: Test Session 6

October 23, 2022

Section Data for Car 11 - Armstrong, Quinn (R)

| Lap | T/Slap | |
|-----|--------|---------|
| 20 | T | 87.9232 |
| | S | 99.864 |
| 21 | T | 87.9490 |
| | S | 99.835 |
| 22 | T | 88.5623 |
| | S | 99.144 |
| 23 | T | 89.4074 |
| | S | 98.207 |
| 24 | T | 89.8357 |
| | S | 97.738 |

Event: USF Pro Fall Combine Open Test - USF2000

Track: Indianapolis Motor Speedway RC

2.58 mile(s)

Report: Section Data Report

USF2000 Championship



Session: Test Session 6

October 23, 2022

Section Data for Car 12 - Jamieson, Maxwell (R)

| Lap | T/S | Lap |
|-----|-----|----------|
| 1 | T | 88.7337 |
| | S | 98.952 |
| 2 | T | 88.2626 |
| | S | 99.480 |
| 3 | T | 87.9975 |
| | S | 99.780 |
| 4 | T | 88.1417 |
| | S | 99.617 |
| 5 | T | 88.4411 |
| | S | 99.280 |
| 6 | T | 89.5511 |
| | S | 98.049 |
| 7 | T | 88.6548 |
| | S | 99.040 |
| 8 | T | 89.1707 |
| | S | 98.467 |
| 9 | T | 279.8327 |
| | S | 31.377 |
| 10 | T | 88.4891 |
| | S | 99.226 |
| 11 | T | 723.6543 |
| | S | 12.133 |
| 12 | T | 96.4387 |
| | S | 91.046 |
| 13 | T | 87.8157 |
| | S | 99.987 |
| 14 | T | 87.7340 |
| | S | 100.080 |
| 15 | T | 87.7678 |
| | S | 100.041 |
| 16 | T | 87.7222 |
| | S | 100.093 |
| 17 | T | 92.4496 |
| | S | 94.975 |
| 18 | T | 88.1842 |
| | S | 99.569 |
| 19 | T | 87.7250 |
| | S | 100.090 |

Event: USF Pro Fall Combine Open Test - USF2000

Track: Indianapolis Motor Speedway RC

2.58 mile(s)

Report: Section Data Report

USF2000 Championship



Session: Test Session 6

October 23, 2022

Section Data for Car 12 - Jamieson, Maxwell (R)

| Lap | T/Slap | |
|-----|--------|----------|
| 20 | T | 88.6742 |
| | S | 99.019 |
| 21 | T | 174.0588 |
| | S | 50.445 |
| 22 | T | 88.0355 |
| | S | 99.737 |
| 23 | T | 89.6707 |
| | S | 97.918 |
| 24 | T | 89.2781 |
| | S | 98.349 |

Event: USF Pro Fall Combine Open Test - USF2000

Track: Indianapolis Motor Speedway RC

2.58 mile(s)

Report: Section Data Report

USF2000 Championship



Session: Test Session 6

October 23, 2022

Section Data for Car 14 - Corry, Sam (R)

| Lap | T/SLap | |
|-----|--------|----------|
| 1 | T | 89.5161 |
| | S | 98.087 |
| 2 | T | 88.1854 |
| | S | 99.568 |
| 3 | T | 91.6815 |
| | S | 95.771 |
| 4 | T | 89.0131 |
| | S | 98.642 |
| 5 | T | 88.4888 |
| | S | 99.226 |
| 6 | T | 255.7430 |
| | S | 34.333 |
| 7 | T | 88.3284 |
| | S | 99.406 |
| 8 | T | 88.7050 |
| | S | 98.984 |
| 9 | T | 88.4725 |
| | S | 99.244 |
| 10 | T | 91.3308 |
| | S | 96.138 |
| 11 | T | 766.2988 |
| | S | 11.458 |
| 12 | T | 88.4314 |
| | S | 99.291 |
| 13 | T | 87.9288 |
| | S | 99.858 |
| 14 | T | 88.1125 |
| | S | 99.650 |
| 15 | T | 88.1095 |
| | S | 99.653 |
| 16 | T | 88.0791 |
| | S | 99.688 |
| 17 | T | 88.1852 |
| | S | 99.568 |
| 18 | T | 88.2725 |
| | S | 99.469 |
| 19 | T | 88.2169 |
| | S | 99.532 |

Event: USF Pro Fall Combine Open Test - USF2000

Track: Indianapolis Motor Speedway RC

2.58 mile(s)

Report: Section Data Report

USF2000 Championship

Session: Test Session 6

October 23, 2022



Section Data for Car 14 - Corry, Sam (R)

| Lap | T/Slap | |
|-----|--------|---------|
| 20 | T | 88.2023 |
| | S | 99.548 |
| 21 | T | 88.1582 |
| | S | 99.598 |
| 22 | T | 88.4476 |
| | S | 99.272 |
| 23 | T | 87.9921 |
| | S | 99.786 |
| 24 | T | 88.4097 |
| | S | 99.315 |

Event: USF Pro Fall Combine Open Test - USF2000

Track: Indianapolis Motor Speedway RC

2.58 mile(s)

Report: Section Data Report

USF2000 Championship



Session: Test Session 6

October 23, 2022

Section Data for Car 15 - Dyszelski, Danny

| Lap | T/SLap | |
|-----|--------|----------|
| 1 | T | 88.8340 |
| | S | 98.841 |
| 2 | T | 88.2090 |
| | S | 99.541 |
| 3 | T | 90.8680 |
| | S | 96.628 |
| 4 | T | 168.6068 |
| | S | 52.076 |
| 5 | T | 88.2411 |
| | S | 99.505 |
| 6 | T | 88.6396 |
| | S | 99.057 |
| 7 | T | 88.4867 |
| | S | 99.228 |
| 8 | T | 87.6814 |
| | S | 100.140 |
| 9 | T | 88.1778 |
| | S | 99.576 |
| 10 | T | 87.7551 |
| | S | 100.056 |
| 11 | T | 87.9250 |
| | S | 99.862 |
| 12 | T | 87.8439 |
| | S | 99.955 |
| 13 | T | 656.4303 |
| | S | 13.376 |
| 14 | T | 88.2195 |
| | S | 99.529 |
| 15 | T | 87.9613 |
| | S | 99.821 |
| 16 | T | 87.6966 |
| | S | 100.122 |
| 17 | T | 88.0482 |
| | S | 99.723 |
| 18 | T | 88.4925 |
| | S | 99.222 |
| 19 | T | 92.8199 |
| | S | 94.596 |

Event: USF Pro Fall Combine Open Test - USF2000

Track: Indianapolis Motor Speedway RC

2.58 mile(s)

Report: Section Data Report

USF2000 Championship



Session: Test Session 6

October 23, 2022

Section Data for Car 15 - Dyszelski, Danny

| Lap | T/Slap | |
|-----|--------|----------|
| 20 | T | 226.5832 |
| | S | 38.751 |
| 21 | T | 88.0871 |
| | S | 99.679 |
| 22 | T | 88.2071 |
| | S | 99.543 |
| 23 | T | 93.9805 |
| | S | 93.428 |

Event: USF Pro Fall Combine Open Test - USF2000

Track: Indianapolis Motor Speedway RC

2.58 mile(s)

Report: Section Data Report

USF2000 Championship



Session: Test Session 6

October 23, 2022

Section Data for Car 18 - Ping, Noah (R)

| Lap | T/SLap | |
|-----|--------|----------|
| 1 | T | 100.5562 |
| | S | 87.318 |
| 2 | T | 87.8147 |
| | S | 99.988 |
| 3 | T | 89.1152 |
| | S | 98.529 |
| 4 | T | 88.6236 |
| | S | 99.075 |
| 5 | T | 87.7503 |
| | S | 100.061 |
| 6 | T | 87.7633 |
| | S | 100.046 |
| 7 | T | 88.0335 |
| | S | 99.739 |
| 8 | T | 431.3358 |
| | S | 20.356 |
| 9 | T | 92.1884 |
| | S | 95.244 |
| 10 | T | 667.5601 |
| | S | 13.153 |
| 11 | T | 92.9421 |
| | S | 94.472 |
| 12 | T | 88.2446 |
| | S | 99.501 |
| 13 | T | 89.9864 |
| | S | 97.575 |
| 14 | T | 87.7668 |
| | S | 100.042 |
| 15 | T | 88.1578 |
| | S | 99.599 |
| 16 | T | 98.6669 |
| | S | 88.990 |
| 17 | T | 87.6935 |
| | S | 100.126 |
| 18 | T | 87.5289 |
| | S | 100.314 |
| 19 | T | 92.1434 |
| | S | 95.291 |

Event: USF Pro Fall Combine Open Test - USF2000

Track: Indianapolis Motor Speedway RC

2.58 mile(s)

Report: Section Data Report

USF2000 Championship



Session: Test Session 6

October 23, 2022

Section Data for Car 18 - Ping, Noah (R)

| Lap | T/Slap | |
|-----|--------|----------|
| 20 | T | 87.9293 |
| | S | 99.857 |
| 21 | T | 87.6163 |
| | S | 100.214 |
| 22 | T | 105.0960 |
| | S | 83.546 |
| 23 | T | 87.8467 |
| | S | 99.951 |
| 24 | T | 88.7137 |
| | S | 98.975 |

Event: USF Pro Fall Combine Open Test - USF2000

Track: Indianapolis Motor Speedway RC

2.58 mile(s)

Report: Section Data Report

USF2000 Championship



Session: Test Session 6

October 23, 2022

Section Data for Car 19 - Ping, Zack (R)

| Lap | T/SLap | |
|-----|--------|----------|
| 1 | T | 94.8090 |
| | S | 92.611 |
| 2 | T | 88.8814 |
| | S | 98.788 |
| 3 | T | 88.9126 |
| | S | 98.753 |
| 4 | T | 88.8685 |
| | S | 98.802 |
| 5 | T | 88.7470 |
| | S | 98.937 |
| 6 | T | 88.1585 |
| | S | 99.598 |
| 7 | T | 88.9458 |
| | S | 98.716 |
| 8 | T | 88.5153 |
| | S | 99.196 |
| 9 | T | 88.5214 |
| | S | 99.190 |
| 10 | T | 88.5064 |
| | S | 99.206 |
| 11 | T | 89.2224 |
| | S | 98.410 |
| 12 | T | 88.9589 |
| | S | 98.702 |
| 13 | T | 88.6256 |
| | S | 99.073 |
| 14 | T | 659.6784 |
| | S | 13.310 |
| 15 | T | 92.5617 |
| | S | 94.860 |
| 16 | T | 88.9128 |
| | S | 98.753 |
| 17 | T | 90.4266 |
| | S | 97.100 |
| 18 | T | 88.2600 |
| | S | 99.483 |
| 19 | T | 88.7574 |
| | S | 98.926 |

Event: USF Pro Fall Combine Open Test - USF2000

Track: Indianapolis Motor Speedway RC

2.58 mile(s)

Report: Section Data Report

USF2000 Championship

Session: Test Session 6

October 23, 2022



Section Data for Car 19 - Ping, Zack (R)

| Lap | T/Slap | |
|-----|--------|---------|
| 20 | T | 88.7015 |
| | S | 98.988 |
| 21 | T | 88.4134 |
| | S | 99.311 |
| 22 | T | 88.6538 |
| | S | 99.041 |
| 23 | T | 88.2704 |
| | S | 99.472 |
| 24 | T | 88.4307 |
| | S | 99.291 |
| 25 | T | 88.2873 |
| | S | 99.453 |
| 26 | T | 88.9054 |
| | S | 98.761 |

Event: USF Pro Fall Combine Open Test - USF2000

Track: Indianapolis Motor Speedway RC

2.58 mile(s)

Report: Section Data Report

USF2000 Championship



Session: Test Session 6

October 23, 2022

Section Data for Car 2 - Etter, Carson (R)

| Lap | T/SLap | |
|-----|--------|----------|
| 1 | T | 92.2287 |
| | S | 95.202 |
| 2 | T | 89.5419 |
| | S | 98.059 |
| 3 | T | 89.2883 |
| | S | 98.338 |
| 4 | T | 89.4493 |
| | S | 98.161 |
| 5 | T | 89.2859 |
| | S | 98.340 |
| 6 | T | 89.3175 |
| | S | 98.305 |
| 7 | T | 89.9140 |
| | S | 97.653 |
| 8 | T | 89.6378 |
| | S | 97.954 |
| 9 | T | 90.3621 |
| | S | 97.169 |
| 10 | T | 343.3814 |
| | S | 25.570 |
| 11 | T | 701.2890 |
| | S | 12.520 |
| 12 | T | 89.8738 |
| | S | 97.697 |
| 13 | T | 89.8784 |
| | S | 97.692 |
| 14 | T | 89.5814 |
| | S | 98.016 |
| 15 | T | 90.8272 |
| | S | 96.671 |
| 16 | T | 93.0854 |
| | S | 94.326 |
| 17 | T | 269.8176 |
| | S | 32.542 |
| 18 | T | 89.9462 |
| | S | 97.618 |
| 19 | T | 91.9468 |
| | S | 95.494 |

Event: USF Pro Fall Combine Open Test - USF2000

Track: Indianapolis Motor Speedway RC

2.58 mile(s)

Report: Section Data Report

USF2000 Championship



Session: Test Session 6

October 23, 2022

Section Data for Car 2 - Etter, Carson (R)

| Lap | T/Slap | |
|-----|--------|---------|
| 20 | T | 91.7696 |
| | S | 95.679 |

Event: USF Pro Fall Combine Open Test - USF2000

Track: Indianapolis Motor Speedway RC

2.58 mile(s)

Report: Section Data Report

USF2000 Championship



Session: Test Session 6

October 23, 2022

Section Data for Car 20 - Rees, Matthew (R)

| Lap | T/SLap | |
|-----|--------|----------|
| 1 | T | 90.4105 |
| | S | 97.117 |
| 2 | T | 88.3237 |
| | S | 99.412 |
| 3 | T | 92.3725 |
| | S | 95.054 |
| 4 | T | 88.8124 |
| | S | 98.865 |
| 5 | T | 87.9142 |
| | S | 99.875 |
| 6 | T | 87.9250 |
| | S | 99.862 |
| 7 | T | 91.5672 |
| | S | 95.890 |
| 8 | T | 247.6042 |
| | S | 35.461 |
| 9 | T | 88.7790 |
| | S | 98.902 |
| 10 | T | 88.2003 |
| | S | 99.551 |
| 11 | T | 88.4349 |
| | S | 99.287 |
| 12 | T | 688.9318 |
| | S | 12.745 |
| 13 | T | 91.7580 |
| | S | 95.691 |
| 14 | T | 88.0797 |
| | S | 99.687 |
| 15 | T | 88.2416 |
| | S | 99.504 |
| 16 | T | 87.8244 |
| | S | 99.977 |
| 17 | T | 87.8864 |
| | S | 99.906 |
| 18 | T | 87.7536 |
| | S | 100.057 |
| 19 | T | 96.3127 |
| | S | 91.166 |

Event: USF Pro Fall Combine Open Test - USF2000

Track: Indianapolis Motor Speedway RC

2.58 mile(s)

Report: Section Data Report

USF2000 Championship



Session: Test Session 6

October 23, 2022

Section Data for Car 20 - Rees, Matthew (R)

| Lap | T/Slap | |
|-----|--------|----------|
| 20 | T | 87.7925 |
| | S | 100.013 |
| 21 | T | 101.7824 |
| | S | 86.266 |
| 22 | T | 87.9906 |
| | S | 99.788 |

Event: USF Pro Fall Combine Open Test - USF2000

Track: Indianapolis Motor Speedway RC

2.58 mile(s)

Report: Section Data Report

USF2000 Championship



Session: Test Session 6

October 23, 2022

Section Data for Car 22 - Houk, Ayrton (R)

| Lap | T/S | Lap |
|-----|-----|----------|
| 1 | T | 88.6132 |
| | S | 99.087 |
| 2 | T | 89.0418 |
| | S | 98.610 |
| 3 | T | 88.9732 |
| | S | 98.686 |
| 4 | T | 88.2426 |
| | S | 99.503 |
| 5 | T | 88.2999 |
| | S | 99.438 |
| 6 | T | 158.9226 |
| | S | 55.250 |
| 7 | T | 95.1676 |
| | S | 92.262 |
| 8 | T | 88.4088 |
| | S | 99.316 |
| 9 | T | 88.1886 |
| | S | 99.564 |
| 10 | T | 87.8670 |
| | S | 99.928 |
| 11 | T | 87.9701 |
| | S | 99.811 |
| 12 | T | 87.7052 |
| | S | 100.113 |
| 13 | T | 90.1750 |
| | S | 97.371 |
| 14 | T | 624.8639 |
| | S | 14.052 |
| 15 | T | 87.9916 |
| | S | 99.787 |
| 16 | T | 87.9014 |
| | S | 99.889 |
| 17 | T | 90.0896 |
| | S | 97.463 |
| 18 | T | 89.6901 |
| | S | 97.897 |
| 19 | T | 87.6590 |
| | S | 100.165 |

Event: USF Pro Fall Combine Open Test - USF2000

Track: Indianapolis Motor Speedway RC

2.58 mile(s)

Report: Section Data Report

USF2000 Championship



Session: Test Session 6

October 23, 2022

Section Data for Car 23 - Sikes, Simon

| Lap | T/S | Lap |
|-----|-----|----------|
| 1 | T | 88.0309 |
| | S | 99.742 |
| 2 | T | 87.3054 |
| | S | 100.571 |
| 3 | T | 87.0561 |
| | S | 100.859 |
| 4 | T | 87.1298 |
| | S | 100.774 |
| 5 | T | 223.4323 |
| | S | 39.298 |
| 6 | T | 97.8565 |
| | S | 89.727 |
| 7 | T | 87.2422 |
| | S | 100.644 |
| 8 | T | 87.1192 |
| | S | 100.786 |
| 9 | T | 86.9450 |
| | S | 100.988 |
| 10 | T | 87.2912 |
| | S | 100.587 |
| 11 | T | 832.9582 |
| | S | 10.541 |
| 12 | T | 87.3546 |
| | S | 100.514 |
| 13 | T | 86.9291 |
| | S | 101.006 |
| 14 | T | 86.9075 |
| | S | 101.032 |
| 15 | T | 87.1003 |
| | S | 100.808 |
| 16 | T | 87.1411 |
| | S | 100.761 |
| 17 | T | 87.0729 |
| | S | 100.840 |
| 18 | T | 87.7764 |
| | S | 100.031 |

Event: USF Pro Fall Combine Open Test - USF2000

Track: Indianapolis Motor Speedway RC

2.58 mile(s)

Report: Section Data Report

USF2000 Championship



Session: Test Session 6

October 23, 2022

Section Data for Car 32 - Pribyl, Jason (R)

| Lap | T/SLap | |
|-----|--------|----------|
| 1 | T | 89.5353 |
| | S | 98.066 |
| 2 | T | 91.7236 |
| | S | 95.727 |
| 3 | T | 90.3067 |
| | S | 97.229 |
| 4 | T | 88.5053 |
| | S | 99.208 |
| 5 | T | 88.0235 |
| | S | 99.751 |
| 6 | T | 87.5960 |
| | S | 100.237 |
| 7 | T | 87.8639 |
| | S | 99.932 |
| 8 | T | 87.8892 |
| | S | 99.903 |
| 9 | T | 305.1227 |
| | S | 28.777 |
| 10 | T | 88.2872 |
| | S | 99.453 |
| 11 | T | 88.1958 |
| | S | 99.556 |
| 12 | T | 775.2573 |
| | S | 11.326 |
| 13 | T | 89.5962 |
| | S | 98.000 |
| 14 | T | 87.8770 |
| | S | 99.917 |
| 15 | T | 87.7329 |
| | S | 100.081 |
| 16 | T | 87.6976 |
| | S | 100.121 |
| 17 | T | 87.6742 |
| | S | 100.148 |
| 18 | T | 87.8539 |
| | S | 99.943 |
| 19 | T | 87.1471 |
| | S | 100.754 |

Event: USF Pro Fall Combine Open Test - USF2000

Track: Indianapolis Motor Speedway RC

2.58 mile(s)

Report: Section Data Report

USF2000 Championship



Session: Test Session 6

October 23, 2022

Section Data for Car 32 - Pribyl, Jason (R)

| Lap | T/Slap | |
|-----|--------|---------|
| 20 | T | 87.6374 |
| | S | 100.190 |
| 21 | T | 90.6111 |
| | S | 96.902 |
| 22 | T | 87.9471 |
| | S | 99.837 |

Event: USF Pro Fall Combine Open Test - USF2000

Track: Indianapolis Motor Speedway RC

2.58 mile(s)

Report: Section Data Report

USF2000 Championship



Session: Test Session 6

October 23, 2022

Section Data for Car 56 - Cox, Elliot (R)

| Lap | T/Slap | |
|-----|--------|----------|
| 1 | T | 88.3894 |
| | S | 99.338 |
| 2 | T | 87.8323 |
| | S | 99.968 |
| 3 | T | 87.8740 |
| | S | 99.920 |
| 4 | T | 87.8559 |
| | S | 99.941 |
| 5 | T | 87.4773 |
| | S | 100.373 |
| 6 | T | 295.2899 |
| | S | 29.735 |
| 7 | T | 87.8180 |
| | S | 99.984 |
| 8 | T | 87.8358 |
| | S | 99.964 |
| 9 | T | 87.6020 |
| | S | 100.231 |
| 10 | T | 87.8358 |
| | S | 99.964 |
| 11 | T | 87.9675 |
| | S | 99.814 |

Event: USF Pro Fall Combine Open Test - USF2000

Track: Indianapolis Motor Speedway RC

2.58 mile(s)

Report: Section Data Report

USF2000 Championship



Session: Test Session 6

October 23, 2022

Section Data for Car 58 - Myers, Michael

| Lap | T/SLap | |
|-----|--------|----------|
| 1 | T | 90.0156 |
| | S | 97.543 |
| 2 | T | 89.2663 |
| | S | 98.362 |
| 3 | T | 89.2445 |
| | S | 98.386 |
| 4 | T | 88.8432 |
| | S | 98.830 |
| 5 | T | 88.8670 |
| | S | 98.804 |
| 6 | T | 88.8049 |
| | S | 98.873 |
| 7 | T | 335.0631 |
| | S | 26.205 |
| 8 | T | 88.7806 |
| | S | 98.900 |
| 9 | T | 89.3516 |
| | S | 98.268 |
| 10 | T | 89.0216 |
| | S | 98.632 |
| 11 | T | 649.6887 |
| | S | 13.515 |
| 12 | T | 88.3715 |
| | S | 99.358 |
| 13 | T | 93.3800 |
| | S | 94.029 |
| 14 | T | 87.7483 |
| | S | 100.063 |
| 15 | T | 87.9268 |
| | S | 99.860 |
| 16 | T | 87.9450 |
| | S | 99.840 |
| 17 | T | 92.9706 |
| | S | 94.443 |
| 18 | T | 279.9854 |
| | S | 31.360 |
| 19 | T | 88.2810 |
| | S | 99.460 |

Event: USF Pro Fall Combine Open Test - USF2000

Track: Indianapolis Motor Speedway RC

2.58 mile(s)

Report: Section Data Report

USF2000 Championship



Session: Test Session 6

October 23, 2022

Section Data for Car 58 - Myers, Michael

| Lap | T/Slap | |
|-----|--------|---------|
| 20 | T | 88.0719 |
| | S | 99.696 |
| 21 | T | 90.2202 |
| | S | 97.322 |
| 22 | T | 88.2347 |
| | S | 99.512 |
| 23 | T | 92.1479 |
| | S | 95.286 |
| 24 | T | 94.8435 |
| | S | 92.578 |

Event: USF Pro Fall Combine Open Test - USF2000

Track: Indianapolis Motor Speedway RC

2.58 mile(s)

Report: Section Data Report

USF2000 Championship



Session: Test Session 6

October 23, 2022

Section Data for Car 6 - Papasavvas, Evagoras

| Lap | T/SLap | |
|-----|--------|-----------|
| 1 | T | 88.3823 |
| | S | 99.346 |
| 2 | T | 87.8767 |
| | S | 99.917 |
| 3 | T | 87.5642 |
| | S | 100.274 |
| 4 | T | 87.8439 |
| | S | 99.955 |
| 5 | T | 87.7377 |
| | S | 100.076 |
| 6 | T | 88.1162 |
| | S | 99.646 |
| 7 | T | 87.7526 |
| | S | 100.059 |
| 8 | T | 87.7511 |
| | S | 100.060 |
| 9 | T | 87.9190 |
| | S | 99.869 |
| 10 | T | 1064.3419 |
| | S | 8.250 |
| 11 | T | 88.1703 |
| | S | 99.585 |
| 12 | T | 87.8599 |
| | S | 99.936 |
| 13 | T | 87.6426 |
| | S | 100.184 |
| 14 | T | 87.8070 |
| | S | 99.997 |
| 15 | T | 88.2338 |
| | S | 99.513 |
| 16 | T | 87.8863 |
| | S | 99.906 |
| 17 | T | 88.2942 |
| | S | 99.445 |
| 18 | T | 307.9232 |
| | S | 28.515 |
| 19 | T | 88.1831 |
| | S | 99.570 |

Event: USF Pro Fall Combine Open Test - USF2000

Track: Indianapolis Motor Speedway RC

2.58 mile(s)

Report: Section Data Report

USF2000 Championship



Session: Test Session 6

October 23, 2022

Section Data for Car 6 - Papasavvas, Evagoras

| Lap | T/Slap | |
|-----|--------|---------|
| 20 | T | 87.6929 |
| | S | 100.127 |
| 21 | T | 87.5570 |
| | S | 100.282 |
| 22 | T | 87.6938 |
| | S | 100.126 |
| 23 | T | 88.4482 |
| | S | 99.272 |

Event: USF Pro Fall Combine Open Test - USF2000

Track: Indianapolis Motor Speedway RC

2.58 mile(s)

Report: Section Data Report

USF2000 Championship



Session: Test Session 6

October 23, 2022

Section Data for Car 8 - Hughes, Lochie (R)

| Lap | T/SLap | |
|-----|--------|----------|
| 1 | T | 88.2842 |
| | S | 99.456 |
| 2 | T | 87.9734 |
| | S | 99.807 |
| 3 | T | 91.7150 |
| | S | 95.736 |
| 4 | T | 88.2864 |
| | S | 99.454 |
| 5 | T | 87.6061 |
| | S | 100.226 |
| 6 | T | 87.5868 |
| | S | 100.248 |
| 7 | T | 91.1133 |
| | S | 96.368 |
| 8 | T | 87.9315 |
| | S | 99.855 |
| 9 | T | 359.8288 |
| | S | 24.402 |
| 10 | T | 87.9737 |
| | S | 99.807 |
| 11 | T | 88.1618 |
| | S | 99.594 |
| 12 | T | 610.3273 |
| | S | 14.386 |
| 13 | T | 87.9169 |
| | S | 99.872 |
| 14 | T | 87.6485 |
| | S | 100.177 |
| 15 | T | 87.6791 |
| | S | 100.142 |
| 16 | T | 87.9556 |
| | S | 99.828 |
| 17 | T | 88.0976 |
| | S | 99.667 |
| 18 | T | 88.0761 |
| | S | 99.691 |
| 19 | T | 271.9703 |
| | S | 32.284 |

Event: USF Pro Fall Combine Open Test - USF2000

Track: Indianapolis Motor Speedway RC

2.58 mile(s)

Report: Section Data Report

USF2000 Championship



Session: Test Session 6

October 23, 2022

Section Data for Car 8 - Hughes, Lochie (R)

| Lap | T/Slap | |
|-----|--------|---------|
| 20 | T | 87.9565 |
| | S | 99.827 |
| 21 | T | 87.5818 |
| | S | 100.254 |
| 22 | T | 87.5842 |
| | S | 100.251 |
| 23 | T | 88.7488 |
| | S | 98.935 |
| 24 | T | 88.6432 |
| | S | 99.053 |

Event: USF Pro Fall Combine Open Test - USF2000

Track: Indianapolis Motor Speedway RC

2.58 mile(s)

Report: Section Data Report

USF2000 Championship



Session: Test Session 6

October 23, 2022

Section Data for Car 9 - St Jean, Louka (R)

| Lap | T/SLap | |
|-----|--------|----------|
| 1 | T | 89.7061 |
| | S | 97.880 |
| 2 | T | 88.3539 |
| | S | 99.378 |
| 3 | T | 92.5302 |
| | S | 94.892 |
| 4 | T | 93.8367 |
| | S | 93.571 |
| 5 | T | 88.5317 |
| | S | 99.178 |
| 6 | T | 88.3145 |
| | S | 99.422 |
| 7 | T | 89.0092 |
| | S | 98.646 |
| 8 | T | 558.0299 |
| | S | 15.735 |
| 9 | T | 654.4857 |
| | S | 13.416 |
| 10 | T | 88.2578 |
| | S | 99.486 |
| 11 | T | 88.2151 |
| | S | 99.534 |
| 12 | T | 88.1029 |
| | S | 99.661 |
| 13 | T | 88.7612 |
| | S | 98.922 |
| 14 | T | 90.3506 |
| | S | 97.181 |
| 15 | T | 88.3809 |
| | S | 99.347 |
| 16 | T | 88.5100 |
| | S | 99.202 |
| 17 | T | 88.3982 |
| | S | 99.328 |
| 18 | T | 87.7482 |
| | S | 100.064 |
| 19 | T | 88.1509 |
| | S | 99.606 |

Event: USF Pro Fall Combine Open Test - USF2000

Track: Indianapolis Motor Speedway RC

2.58 mile(s)

Report: Section Data Report

USF2000 Championship



Session: Test Session 6

October 23, 2022

Section Data for Car 9 - St Jean, Louka (R)

| Lap | T/Slap | |
|-----|--------|---------|
| 20 | T | 90.7237 |
| | S | 96.782 |
| 21 | T | 88.1455 |
| | S | 99.613 |
| 22 | T | 88.0924 |
| | S | 99.673 |
| 23 | T | 88.2026 |
| | S | 99.548 |

Event: USF Pro Fall Combine Open Test - USF2000

Track: Indianapolis Motor Speedway RC

2.58 mile(s)

Report: Section Data Report

USF2000 Championship



Session: Test Session 6

October 23, 2022

Section Data for Car 92 - Gardner, Chase (R)

| Lap | T/SLap | |
|-----|--------|----------|
| 1 | T | 89.4472 |
| | S | 98.163 |
| 2 | T | 88.6488 |
| | S | 99.047 |
| 3 | T | 88.0497 |
| | S | 99.721 |
| 4 | T | 88.2521 |
| | S | 99.492 |
| 5 | T | 88.3664 |
| | S | 99.364 |
| 6 | T | 88.0918 |
| | S | 99.673 |
| 7 | T | 587.3847 |
| | S | 14.948 |
| 8 | T | 87.9049 |
| | S | 99.885 |
| 9 | T | 87.7632 |
| | S | 100.046 |
| 10 | T | 87.2225 |
| | S | 100.667 |
| 11 | T | 87.6233 |
| | S | 100.206 |
| 12 | T | 87.7077 |
| | S | 100.110 |
| 13 | T | 87.5410 |
| | S | 100.300 |
| 14 | T | 90.4266 |
| | S | 97.100 |
| 15 | T | 99.7438 |
| | S | 88.030 |
| 16 | T | 87.7901 |
| | S | 100.016 |
| 17 | T | 89.0277 |
| | S | 98.625 |
| 18 | T | 87.6103 |
| | S | 100.221 |
| 19 | T | 87.5971 |
| | S | 100.236 |

Event: USF Pro Fall Combine Open Test - USF2000

Track: Indianapolis Motor Speedway RC

2.58 mile(s)

Report: Section Data Report

USF2000 Championship



Session: Test Session 6

October 23, 2022

Section Data for Car 92 - Gardner, Chase (R)

| Lap | T/Slap | |
|-----|--------|---------|
| 20 | T | 91.6670 |
| | S | 95.786 |
| 21 | T | 88.2665 |
| | S | 99.476 |
| 22 | T | 87.6628 |
| | S | 100.161 |

Event: USF Pro Fall Combine Open Test - USF2000

Track: Indianapolis Motor Speedway RC

2.58 mile(s)

Report: Section Data Report

USF2000 Championship








Session: Test Session 6

October 23, 2022

Section Data for Car

Report Support Information

| Section Legend | |
|----------------|----------------|
| Name | Length |
| Lap | 2.439000 miles |

| Color Legend | |
|---|-----------------------|
|  | Fastest Lap |
|  | Section Under Caution |
|  | Section Under Green |
|  | Section Time Data |
|  | Section Speed Data |

