

Event: USF2000 Grand Prix of Mid-Ohio
Track: Mid-Ohio Sports Car Course
Report: Section Data Report
Session: Qualifications - Race 1

Round 3 / 4 / 5
2.258 mile(s)
USF2000 Championship
July 29, 2020



Section Data for Car 1 - Campbell, Prescott (R)

Lap	T/S I6 to SF	SF to I4	I4 to I6	Lap	
1	T	19.7612	36.5480	28.2826	84.5918
	S	89.811	105.720	88.064	96.094
2	T	19.0834	36.2842	28.1506	83.5182
	S	93.001	106.489	88.477	97.330
3	T	19.0361	35.9795	27.9532	82.9688
	S	93.232	107.391	89.102	97.974
4	T	18.9453	35.9161	28.1183	82.9797
	S	93.679	107.580	88.579	97.961
5	T	18.9983	35.9792	28.1326	83.1101
	S	93.417	107.392	88.534	97.808
6	T			29.6002	219.5709
	S			84.144	37.021
7	T	19.1328	36.1082	28.3928	83.6338
	S	92.761	107.008	87.722	97.195
8	T	19.2759	35.8656	27.6891	82.8306
	S	92.072	107.732	89.952	98.138
9	T	18.8211	35.6787	27.6520	82.1518
	S	94.297	108.296	90.072	98.949
10	T	18.7581	35.5063	28.0184	82.2828
	S	94.614	108.822	88.895	98.791
11	T	19.2045	48.3858	37.9355	
	S	92.414	79.855	65.656	

Event: USF2000 Grand Prix of Mid-Ohio
Track: Mid-Ohio Sports Car Course
Report: Section Data Report
Session: Qualifications - Race 1

Round 3 / 4 / 5
2.258 mile(s)
USF2000 Championship
July 29, 2020



Section Data for Car 12 - Porto, Kiko (R)

Lap	T/S I6 to SF	SF to I4	I4 to I6	Lap	
1	T	20.3913	37.4181	30.5990	88.4084
	S	87.036	103.262	81.397	91.946
2	T	19.3783	36.1715	28.1571	83.7069
	S	91.586	106.821	88.457	97.110
3	T	19.0084	36.0358	28.4085	83.4527
	S	93.368	107.223	87.674	97.406
4	T	19.4254	36.1391	28.6341	84.1986
	S	91.364	106.916	86.983	96.543
5	T	19.0455	35.9426	27.9695	82.9576
	S	93.186	107.501	89.050	97.987
6	T	18.8947	35.8151	28.0366	82.7464
	S	93.930	107.884	88.837	98.238
7	T	18.9436	36.1834	28.3991	83.5261
	S	93.687	106.786	87.703	97.320
8	T			28.7973	170.6097
	S			86.490	47.646
9	T	19.1080	37.0206	28.0172	84.1458
	S	92.881	104.371	88.898	96.604
10	T	18.7432	35.8194	27.7010	82.2636
	S	94.689	107.871	89.913	98.814
11	T	18.7564	35.5663	27.9954	82.3181
	S	94.622	108.638	88.968	98.749
12	T	18.9804	47.0470	44.5106	
	S	93.506	82.128	55.957	

Event: USF2000 Grand Prix of Mid-Ohio
Track: Mid-Ohio Sports Car Course
Report: Section Data Report
Session: Qualifications - Race 1

Round 3 / 4 / 5
2.258 mile(s)
USF2000 Championship
July 29, 2020



Section Data for Car 16 - Pierson, Josh (R)

Lap	T/S I6 to SF	SF to I4	I4 to I6	Lap	
1	T	20.4205	37.3917	29.0891	86.9013
	S	86.911	103.335	85.623	93.541
2	T	19.5629	36.8827	28.8531	85.2987
	S	90.721	104.761	86.323	95.298
3	T	19.5887	36.8816	29.0928	85.5631
	S	90.602	104.764	85.612	95.004
4	T	19.3310	36.6378	28.6958	84.6646
	S	91.810	105.461	86.796	96.012
5	T	19.4024	36.5794	28.4501	84.4319
	S	91.472	105.629	87.546	96.276
6	T	19.2539	36.3961	28.3870	84.0370
	S	92.177	106.161	87.740	96.729
7	T	19.3316	36.3536	29.1715	84.8567
	S	91.807	106.286	85.381	95.794
8	T	19.7091	36.2728	28.2213	84.2032
	S	90.048	106.522	88.255	96.538
9	T	19.3035	36.2839	28.1548	83.7422
	S	91.940	106.490	88.464	97.069
10	T	19.0881	36.2377	28.1416	83.4674
	S	92.978	106.626	88.505	97.389
11	T	19.1922	36.2970	28.1967	83.6859
	S	92.474	106.451	88.332	97.135
12	T	19.1341	36.5916	33.4254	
	S	92.754	105.594	74.515	

Event: USF2000 Grand Prix of Mid-Ohio
Track: Mid-Ohio Sports Car Course
Report: Section Data Report
Session: Qualifications - Race 1

Round 3 / 4 / 5
 2.258 mile(s)
 USF2000 Championship
 July 29, 2020



Section Data for Car 18 - Garg, Bijoy (R)

Lap	T/S I6 to SF	SF to I4	I4 to I6	Lap	
1	T	19.8581	36.7289	29.1873	85.7743
	S	89.373	105.200	85.334	94.770
2	T	19.0896	35.7948	29.0513	83.9357
	S	92.971	107.945	85.734	96.846
3	T	19.0664	35.6846	28.5058	83.2568
	S	93.084	108.278	87.375	97.635
4	T	19.1137	36.3947	29.6734	85.1818
	S	92.853	106.166	83.937	95.429
5	T	18.8907	37.0231	29.3792	85.2930
	S	93.950	104.364	84.777	95.304
6	T	20.4779	36.9891	28.3752	85.8422
	S	86.668	104.460	87.777	94.695
7	T	19.0087	35.8120	28.3023	83.1230
	S	93.366	107.893	88.003	97.792
8	T	18.8376	35.6747	28.2498	82.7621
	S	94.214	108.308	88.166	98.219
9	T	18.8962	37.6161	30.4714	86.9837
	S	93.922	102.718	81.738	93.452
10	T	19.4617	37.2592	28.2376	84.9585
	S	91.193	103.702	88.204	95.680
11	T	18.8904	35.6933	28.1609	82.7446
	S	93.951	108.252	88.445	98.240
12	T	18.8064	35.5542	92.0764	
	S	94.371	108.675	27.050	

Event: USF2000 Grand Prix of Mid-Ohio
Track: Mid-Ohio Sports Car Course
Report: Section Data Report
Session: Qualifications - Race 1

Round 3 / 4 / 5
 2.258 mile(s)
 USF2000 Championship
 July 29, 2020



Section Data for Car 2 - Green, Josh (R)

Lap	T/S I6 to SF	SF to I4	I4 to I6	Lap	
1	T	19.1548	35.9353	27.9441	83.0342
	S	92.654	107.523	89.131	97.897
2	T	18.8047	35.7893	27.8799	82.4739
	S	94.379	107.961	89.336	98.562
3	T	18.7422	35.6063	27.7483	82.0968
	S	94.694	108.516	89.760	99.015
4	T	18.7670	35.6644	27.8451	82.2765
	S	94.569	108.340	89.448	98.799
5	T	18.6382	35.6282	27.9525	82.2189
	S	95.222	108.450	89.104	98.868
6	T	18.6990	35.5854	27.7699	82.0543
	S	94.913	108.580	89.690	99.066
7	T	18.5918	35.4862	27.8470	81.9250
	S	95.460	108.884	89.442	99.222
8	T	18.5977	35.6803	27.8873	82.1653
	S	95.430	108.291	89.312	98.932
9	T	18.6448	35.6399	27.7958	82.0805
	S	95.189	108.414	89.606	99.034
10	T	18.5929	35.6563	28.4529	
	S	95.454	108.364	87.537	

Event: USF2000 Grand Prix of Mid-Ohio
Track: Mid-Ohio Sports Car Course
Report: Section Data Report
Session: Qualifications - Race 1

Round 3 / 4 / 5
 2.258 mile(s)
 USF2000 Championship
 July 29, 2020



Section Data for Car 20 - Shields, Cameron

Lap	T/S I6 to SF	SF to I4	I4 to I6	Lap	
1	T	19.5599	36.8121	28.8966	85.2686
	S	90.735	104.962	86.193	95.332
2	T	19.2193	36.1448	28.3888	83.7529
	S	92.343	106.900	87.735	97.057
3	T	19.1350	36.3339	28.3593	83.8282
	S	92.750	106.343	87.826	96.970
4	T	19.0276	35.8815	28.2556	83.1647
	S	93.274	107.684	88.148	97.743
5	T	19.2916	35.9893	28.1493	83.4302
	S	91.997	107.361	88.481	97.432
6	T	18.9670	35.8460	28.1377	82.9507
	S	93.572	107.791	88.518	97.996
7	T	18.9930	35.7795	28.9506	83.7231
	S	93.444	107.991	86.032	97.091
8	T	19.2734	36.1178	28.1001	83.4913
	S	92.084	106.979	88.636	97.361
9	T	18.9909	35.7544	27.9692	82.7145
	S	93.454	108.067	89.051	98.275
10	T	18.8213	35.7715	27.8471	82.4399
	S	94.296	108.015	89.441	98.603
11	T	18.7714	35.7319	27.8151	82.3184
	S	94.547	108.135	89.544	98.748
12	T	18.8101	36.0325	32.7049	
	S	94.352	107.233	76.156	

Event: USF2000 Grand Prix of Mid-Ohio
Track: Mid-Ohio Sports Car Course
Report: Section Data Report
Session: Qualifications - Race 1

Round 3 / 4 / 5
 2.258 mile(s)
 USF2000 Championship
 July 29, 2020



Section Data for Car 21 - Sundaramoorthy, Yuven

Lap	T/S I6 to SF	SF to I4	I4 to I6	Lap	
1	T	21.2116	38.1021	28.6063	87.9200
	S	83.670	101.408	87.068	92.457
2	T	18.9978	35.6785	28.0695	82.7458
	S	93.420	108.297	88.733	98.238
3	T	19.0403	35.7587	28.0679	82.8669
	S	93.211	108.054	88.738	98.095
4	T	18.8736	35.7120	27.9255	82.5111
	S	94.035	108.195	89.190	98.518
5	T	18.9338	35.6210	27.9590	82.5138
	S	93.736	108.472	89.083	98.514
6	T	18.7824	35.5410	27.9295	82.2529
	S	94.491	108.716	89.177	98.827
7	T	18.7615	35.9354	28.5176	83.2145
	S	94.597	107.522	87.338	97.685
8	T	18.8726	35.6563	27.8813	82.4102
	S	94.040	108.364	89.332	98.638
9	T	18.7667	35.4825	27.8982	82.1474
	S	94.570	108.895	89.278	98.954
10	T	18.8004	35.6748	27.8372	82.3124
	S	94.401	108.308	89.473	98.755
11	T	18.7955	35.5854	27.6778	82.0587
	S	94.425	108.580	89.988	99.061
12	T	18.7048	47.7214	32.3170	
	S	94.883	80.967	77.070	

Event: USF2000 Grand Prix of Mid-Ohio
Track: Mid-Ohio Sports Car Course
Report: Section Data Report
Session: Qualifications - Race 1

Round 3 / 4 / 5
2.258 mile(s)
USF2000 Championship
July 29, 2020



Section Data for Car 22 - Barrichello, Eduardo

Lap	T/S I6 to SF	SF to I4	I4 to I6	Lap	
1	T	20.1668	37.7289	30.1276	88.0233
	S	88.005	102.411	82.671	92.348
2	T	19.1455	36.0396	27.9955	83.1806
	S	92.699	107.212	88.967	97.725
3	T	18.7409	35.6534	27.9193	82.3136
	S	94.701	108.373	89.210	98.754
4	T	19.5493	37.8519	28.1496	85.5508
	S	90.784	102.078	88.480	95.017
5	T	18.6769	35.7611	27.8680	82.3060
	S	95.025	108.047	89.374	98.763
6	T	18.7192	35.6972	27.8186	82.2350
	S	94.810	108.240	89.533	98.848
7	T	18.7386	35.6738	27.7778	82.1902
	S	94.712	108.311	89.664	98.902
8	T	19.0684	38.1047	29.1679	86.3410
	S	93.074	101.401	85.391	94.148
9	T	18.6977	35.6743	27.6847	82.0567
	S	94.919	108.309	89.966	99.063
10	T	18.6908	35.4827	27.5598	81.7333
	S	94.954	108.894	90.374	99.455
11	T	18.7196	36.3530	29.0199	84.0925
	S	94.808	106.287	85.827	96.665
12	T	18.6117	35.5788	27.6309	81.8214
	S	95.358	108.600	90.141	99.348
13	T	18.6501	40.3572	33.6927	
	S	95.162	95.742	73.923	

Event: USF2000 Grand Prix of Mid-Ohio
Track: Mid-Ohio Sports Car Course
Report: Section Data Report
Session: Qualifications - Race 1

Round 3 / 4 / 5
2.258 mile(s)
USF2000 Championship
July 29, 2020



Section Data for Car 23 - Round-Garrido, Matt

Lap	T/S I6 to SF	SF to I4	I4 to I6	Lap	
1	T	19.8663	36.7850	28.8740	85.5253
	S	89.336	105.039	86.260	95.046
2	T	19.3127	36.3146	28.7565	84.3838
	S	91.897	106.400	86.613	96.331
3	T	19.2131	36.1343	28.3624	83.7098
	S	92.373	106.931	87.816	97.107
4	T	19.0884	36.1298	28.0449	83.2631
	S	92.977	106.944	88.811	97.628
5	T	18.9448	36.0811	28.2076	83.2335
	S	93.681	107.088	88.298	97.663
6	T	19.0624	35.9630	28.0858	83.1112
	S	93.103	107.440	88.681	97.806
7	T	18.9269	35.9038	27.8329	82.6636
	S	93.770	107.617	89.487	98.336
8	T	18.9405	42.5727	32.5734	94.0866
	S	93.703	90.759	76.464	86.397
9	T	19.5558	36.2613	28.2516	84.0687
	S	90.754	106.556	88.161	96.692
10	T	19.1354	35.9660	27.8622	82.9636
	S	92.748	107.431	89.393	97.980
11	T	18.8751	35.9986	27.9828	82.8565
	S	94.027	107.334	89.008	98.107
12	T	18.8738	35.9417	27.9365	82.7520
	S	94.034	107.504	89.155	98.231
13	T	18.8929	47.8499	44.2696	
	S	93.939	80.750	56.262	

Event: USF2000 Grand Prix of Mid-Ohio
Track: Mid-Ohio Sports Car Course
Report: Section Data Report
Session: Qualifications - Race 1

Round 3 / 4 / 5
2.258 mile(s)
USF2000 Championship
July 29, 2020



Section Data for Car 27 - Ori, Ayrton (R)

Lap	T/S I6 to SF	SF to I4	I4 to I6	Lap	
1	T	20.6946	36.8304	28.7671	86.2921
	S	85.760	104.910	86.581	94.201
2	T	19.4660	36.3538	28.5708	84.3906
	S	91.173	106.285	87.176	96.324
3	T	19.1381	36.4183	28.4310	83.9874
	S	92.735	106.097	87.604	96.786
4	T	19.1721	36.0837	28.2644	83.5202
	S	92.571	107.081	88.121	97.327
5	T	19.0776	35.8113	28.3469	83.2358
	S	93.029	107.895	87.864	97.660
6	T	19.0932	36.0614	28.2920	83.4466
	S	92.953	107.147	88.035	97.413
7	T	18.9591	35.8824	28.2549	83.0964
	S	93.611	107.681	88.150	97.824
8	T	19.0301	37.0052	28.5094	84.5447
	S	93.261	104.414	87.364	96.148
9	T	19.0207	35.9430	28.1869	83.1506
	S	93.307	107.500	88.363	97.760
10	T	18.9512	35.9345	31.3298	86.2155
	S	93.650	107.525	79.499	94.285
11	T	19.3633	36.0135	28.0956	83.4724
	S	91.657	107.289	88.650	97.383
12	T	19.0045	37.2799	35.1351	
	S	93.387	103.645	70.889	

Event: USF2000 Grand Prix of Mid-Ohio
Track: Mid-Ohio Sports Car Course
Report: Section Data Report
Session: Qualifications - Race 1

Round 3 / 4 / 5
2.258 mile(s)
USF2000 Championship
July 29, 2020



Section Data for Car 3 - Gold, Reece

Lap	T/S I6 to SF	SF to I4	I4 to I6	Lap	
1	T	19.2128	35.8703	28.1392	83.2223
	S	92.374	107.718	88.513	97.676
2	T	18.9632	35.7006	28.0403	82.7041
	S	93.590	108.230	88.825	98.288
3	T	18.7387	35.5984	27.9221	82.2592
	S	94.712	108.540	89.201	98.819
4	T	18.6738	35.4256	27.9451	82.0445
	S	95.041	109.070	89.128	99.078
5	T	18.7607	35.6176	30.0110	84.3893
	S	94.601	108.482	82.992	96.325
6	T	18.7841	35.4187	27.8102	82.0130
	S	94.483	109.091	89.560	99.116
7	T	18.6226	35.3055	27.8097	81.7378
	S	95.302	109.441	89.562	99.450
8	T	18.6571	35.3706	27.7532	81.7809
	S	95.126	109.239	89.744	99.397
9	T	18.6867	35.3254	27.8332	81.8453
	S	94.975	109.379	89.486	99.319
10	T	18.6739	35.4781	30.5430	
	S	95.040	108.908	81.547	

Event: USF2000 Grand Prix of Mid-Ohio
Track: Mid-Ohio Sports Car Course
Report: Section Data Report
Session: Qualifications - Race 1

Round 3 / 4 / 5
2.258 mile(s)
USF2000 Championship
July 29, 2020



Section Data for Car 4 - d'Orlando, Michael

Lap	T/S I6 to SF	SF to I4	I4 to I6	Lap	
1	T	19.2434	35.8614	28.2985	83.4033
	S	92.228	107.744	88.015	97.464
2	T	18.9064	35.7844	28.0271	82.7179
	S	93.872	107.976	88.867	98.271
3	T	18.8091	35.6154	27.9296	82.3541
	S	94.357	108.489	89.177	98.705
4	T	18.8112	35.6871	27.8955	82.3938
	S	94.347	108.271	89.286	98.658
5	T	18.7485	35.6729	27.9695	82.3909
	S	94.662	108.314	89.050	98.661
6	T	18.8185	35.5709	27.8795	82.2689
	S	94.310	108.624	89.337	98.808
7	T	18.6661	35.4637	27.7618	81.8916
	S	95.080	108.953	89.716	99.263
8	T	18.7128	35.6210	27.8996	82.2334
	S	94.843	108.472	89.273	98.850
9	T	18.6702	35.5358	27.7347	81.9407
	S	95.059	108.732	89.804	99.203
10	T	18.7038	35.6216	30.8303	
	S	94.888	108.470	80.787	

Event: USF2000 Grand Prix of Mid-Ohio
Track: Mid-Ohio Sports Car Course
Report: Section Data Report
Session: Qualifications - Race 1

Round 3 / 4 / 5
 2.258 mile(s)
 USF2000 Championship
 July 29, 2020



Section Data for Car 40 - Miller, Jack William

Lap	T/S I6 to SF	SF to I4	I4 to I6	Lap	
1	T	19.6486	36.3708	28.3790	84.3984
	S	90.326	106.235	87.765	96.315
2	T	19.1602	36.0834	27.9369	83.1805
	S	92.628	107.081	89.154	97.725
3	T	19.0226	35.7694	28.0805	82.8725
	S	93.298	108.021	88.698	98.088
4	T	19.0610	35.9324	27.9506	82.9440
	S	93.110	107.531	89.110	98.003
5	T	18.8912	35.8150	27.9186	82.6248
	S	93.947	107.884	89.212	98.382
6	T	18.7551	35.8522	27.8605	82.4678
	S	94.629	107.772	89.398	98.569
7	T	18.7728	35.7375	27.8260	82.3363
	S	94.540	108.118	89.509	98.727
8	T	18.8794	35.6813	28.0543	82.6150
	S	94.006	108.288	88.781	98.394
9	T			30.7510	
	S			80.995	

Event: USF2000 Grand Prix of Mid-Ohio
Track: Mid-Ohio Sports Car Course
Report: Section Data Report
Session: Qualifications - Race 1

Round 3 / 4 / 5
 2.258 mile(s)
USF2000 Championship
July 29, 2020



Section Data for Car 41 - Kaeser, Max (R)

Lap	T/S I6 to SF	SF to I4	I4 to I6	Lap	
1	T	19.9078	36.8804	28.9311	85.7193
	S	89.150	104.767	86.090	94.830
2	T	19.2029	36.2816	28.5337	84.0182
	S	92.422	106.497	87.289	96.750
3	T	19.0857	36.2269	28.4715	83.7841
	S	92.990	106.657	87.480	97.021
4	T	19.1051	36.6842	28.5845	84.3738
	S	92.895	105.328	87.134	96.343
5	T	19.0568	36.1050	28.4779	83.6397
	S	93.131	107.017	87.460	97.188
6	T	18.9000	35.9444	28.3515	83.1959
	S	93.903	107.496	87.850	97.707
7	T	18.9248	35.9577	28.5834	83.4659
	S	93.780	107.456	87.137	97.391
8	T	19.0392	36.0783	28.3195	83.4370
	S	93.217	107.097	87.949	97.424
9	T	18.9404	36.0650	28.2792	83.2846
	S	93.703	107.136	88.075	97.603
10	T	20.0723	36.4135	28.4882	84.9740
	S	88.419	106.111	87.429	95.662
11	T	18.9983	36.2305	28.3114	83.5402
	S	93.417	106.647	87.975	97.304
12	T	18.9496	36.0227	28.2337	83.2060
	S	93.658	107.262	88.217	97.695

Event: USF2000 Grand Prix of Mid-Ohio
Track: Mid-Ohio Sports Car Course
Report: Section Data Report
Session: Qualifications - Race 1

Round 3 / 4 / 5
2.258 mile(s)
USF2000 Championship
July 29, 2020



Section Data for Car 44 - Brooks, Christian (R)

Lap	T/S I6 to SF	SF to I4	I4 to I6	Lap	
1	T	19.5783	36.4952	28.4168	84.4903
	S	90.650	105.873	87.648	96.210
2	T	19.0190	35.8345	28.1017	82.9552
	S	93.316	107.825	88.631	97.990
3	T	18.8353	35.8257	28.0135	82.6745
	S	94.226	107.852	88.910	98.323
4	T			29.5300	254.5259
	S			84.344	31.937
5	T	19.2449	35.8773	27.9695	83.0917
	S	92.220	107.697	89.050	97.829
6	T	18.7505	35.6350	27.7796	82.1651
	S	94.652	108.429	89.659	98.933
7	T	18.6789	35.5304	27.7273	81.9366
	S	95.015	108.748	89.828	99.208
8	T	19.1710	35.8738	27.8468	82.8916
	S	92.576	107.707	89.442	98.065
9	T	18.7256	35.5558	27.6891	81.9705
	S	94.778	108.670	89.952	99.167
10	T	18.8538	43.2939	29.9170	
	S	94.133	89.247	83.253	

Event: USF2000 Grand Prix of Mid-Ohio
Track: Mid-Ohio Sports Car Course
Report: Section Data Report
Session: Qualifications - Race 1

Round 3 / 4 / 5
 2.258 mile(s)
 USF2000 Championship
 July 29, 2020



Section Data for Car 5 - Brichacek, Wyatt (R)

Lap	T/S I6 to SF	SF to I4	I4 to I6	Lap	
1	T	19.8899	38.4002	28.9220	87.2121
	S	89.230	100.621	86.117	93.207
2	T	19.3015	36.3424	28.4097	84.0536
	S	91.950	106.318	87.670	96.710
3	T	19.1801	35.9835	28.2600	83.4236
	S	92.532	107.379	88.135	97.440
4	T	19.0763	35.7777	28.3456	83.1996
	S	93.035	107.996	87.868	97.702
5	T	19.0310	35.9093	28.0331	82.9734
	S	93.257	107.601	88.848	97.969
6	T	18.9969	35.7790	27.9260	82.7019
	S	93.424	107.992	89.189	98.290
7	T	18.9187	35.7438	28.0049	82.6674
	S	93.811	108.099	88.937	98.331
8	T	18.8645	35.8110	27.9489	82.6244
	S	94.080	107.896	89.116	98.383
9	T	18.9769	36.5855	28.3671	83.9295
	S	93.523	105.612	87.802	96.853
10	T	18.9072	35.7146	27.8290	82.4508
	S	93.868	108.187	89.500	98.590
11	T	18.8522	35.8072	27.9577	82.6171
	S	94.141	107.907	89.088	98.391
12	T	18.8634	35.8709	27.8556	82.5899
	S	94.086	107.716	89.414	98.424
13	T	18.7477	36.8373	33.7838	
	S	94.666	104.890	73.724	

Event: USF2000 Grand Prix of Mid-Ohio
Track: Mid-Ohio Sports Car Course
Report: Section Data Report
Session: Qualifications - Race 1

Round 3 / 4 / 5
2.258 mile(s)
USF2000 Championship
July 29, 2020



Section Data for Car 6 - Rasmussen, Christian

Lap	T/S I6 to SF	SF to I4	I4 to I6	Lap	
1	T	19.5203	37.0436	28.9426	85.5065
	S	90.919	104.306	86.056	95.066
2	T	19.0855	35.8396	28.2280	83.1531
	S	92.991	107.810	88.234	97.757
3	T	18.8206	35.7156	31.1917	286.2345
	S	94.299	108.184	79.851	28.399
4	T	18.9370	35.5540	28.0050	82.4960
	S	93.720	108.676	88.937	98.536
5	T	18.6067	35.3083	27.9421	81.8571
	S	95.384	109.432	89.137	99.305
6	T	18.7411	35.3640	27.9080	82.0131
	S	94.699	109.260	89.246	99.116
7	T	18.5788	35.2523	28.3475	82.1786
	S	95.527	109.606	87.862	98.916
8	T	18.9228	35.1859	28.0200	82.1287
	S	93.790	109.813	88.889	98.976
9	T	18.6442	37.6552	28.6954	84.9948
	S	95.192	102.612	86.797	95.639
10	T	18.5915	35.3346	28.0116	81.9377
	S	95.462	109.351	88.916	99.207

Event: USF2000 Grand Prix of Mid-Ohio
Track: Mid-Ohio Sports Car Course
Report: Section Data Report
Session: Qualifications - Race 1

Round 3 / 4 / 5
2.258 mile(s)
USF2000 Championship
July 29, 2020



Section Data for Car 7 - Bogle, Christian

Lap	T/S I6 to SF	SF to I4	I4 to I6	Lap	
1	T	19.8950	39.6591	31.2437	90.7978
	S	89.207	97.427	79.718	89.526
2	T	19.0428	36.1620	28.5426	83.7474
	S	93.199	106.849	87.262	97.063
3	T	18.9696	35.7808	28.2668	83.0172
	S	93.559	107.987	88.113	97.917
4	T	19.1670	39.6234	29.5174	88.3078
	S	92.595	97.515	84.380	92.051
5	T	18.9240	35.8578	28.3172	83.0990
	S	93.784	107.755	87.957	97.821
6	T	18.9095	35.7212	28.1595	82.7902
	S	93.856	108.167	88.449	98.186
7	T	18.9367	35.6215	28.3193	82.8775
	S	93.721	108.470	87.950	98.082
8	T	19.1661	35.7669	28.2299	83.1629
	S	92.600	108.029	88.229	97.746
9	T	19.0265	35.9538	49.2999	104.2802
	S	93.279	107.467	50.521	77.952

Event: USF2000 Grand Prix of Mid-Ohio
Track: Mid-Ohio Sports Car Course
Report: Section Data Report
Session: Qualifications - Race 1

Round 3 / 4 / 5
2.258 mile(s)
USF2000 Championship
July 29, 2020



Section Data for Car 8 - Dupell, Kyle

Lap	T/S I6 to SF	SF to I4	I4 to I6	Lap	
1	T	19.4420	36.2076	28.2997	83.9493
	S	91.286	106.714	88.011	96.830
2	T	18.8572	35.8476	27.9723	82.6771
	S	94.116	107.786	89.041	98.320
3	T	18.8168	35.9428	28.0519	82.8115
	S	94.319	107.500	88.788	98.160
4	T	18.6424	35.6647	27.9216	82.2287
	S	95.201	108.339	89.203	98.856
5	T	18.7417	35.7886	28.4416	82.9719
	S	94.696	107.964	87.572	97.971
6	T	18.8813	35.7340	27.9875	82.6028
	S	93.996	108.128	88.993	98.408
7	T	18.7474	35.6921	27.9594	82.3989
	S	94.668	108.255	89.082	98.652
8	T	18.7230	35.6551	28.0096	82.3877
	S	94.791	108.368	88.922	98.665
9	T	18.6443	35.7676	28.0889	82.5008
	S	95.191	108.027	88.671	98.530
10	T	18.6843	35.7937	29.8220	
	S	94.987	107.948	83.518	

Event: USF2000 Grand Prix of Mid-Ohio
Track: Mid-Ohio Sports Car Course
Report: Section Data Report
Session: Qualifications - Race 1

Round 3 / 4 / 5
 2.258 mile(s)
USF2000 Championship
 July 29, 2020



Section Data for Car 9 - Siegel, Nolan

Lap	T/S I6 to SF	SF to I4	I4 to I6	Lap	
1	T	19.8507	36.5826	29.2037	85.6370
	S	89.406	105.620	85.287	94.922
2	T	19.2200	36.0133	31.1360	86.3693
	S	92.340	107.290	79.994	94.117
3	T	19.1589	35.7830	28.0787	83.0206
	S	92.634	107.980	88.704	97.913
4	T	18.9203	35.5098	28.0129	82.4430
	S	93.803	108.811	88.912	98.599
5	T	18.7856	35.5945	29.6033	83.9834
	S	94.475	108.552	84.135	96.791
6	T	19.1632	35.4983	27.9790	82.6405
	S	92.614	108.846	89.020	98.363
7	T	18.8913	37.3186	28.8372	85.0471
	S	93.947	103.537	86.370	95.580
8	T	18.9061	35.5331	27.8237	82.2629
	S	93.873	108.740	89.517	98.815
9	T	18.7827	35.5415	27.7257	82.0499
	S	94.490	108.714	89.833	99.071
10	T	18.7543	35.5964	27.8078	82.1585
	S	94.633	108.546	89.568	98.940
11	T	18.7952	35.5920	28.6782	83.0654
	S	94.427	108.560	86.849	97.860
12	T	20.7574	35.5549	27.9840	84.2963
	S	85.501	108.673	89.004	96.431
13	T	18.7877	36.6558	33.8491	
	S	94.465	105.409	73.582	

Event: USF2000 Grand Prix of Mid-Ohio
Track: Mid-Ohio Sports Car Course
Report: Section Data Report
Session: Qualifications - Race 1

Round 3 / 4 / 5
2.258 mile(s)








USF2000 Championship
July 29, 2020

Section Data for Car

Report Support Information

Section Legend	
Name	Length
I6 to SF	0.492992 miles
SF to I4	1.073295 miles
I4 to I6	0.691856 miles
Lap	2.258000 miles

Color Legend	
	Fastest Lap
	Section Under Caution
	Section Under Green
	Section Time Data
	Section Speed Data

