

Event: Cooper Tires USF2000 Grand Prix of Alabama

Round 1 / 2

Track: Barber Motorsports Park

2.3 mile(s)

Report: Section Data Report

USF2000 Championship



Session: Qualifications - Race 1

April 16, 2021

Section Data for Car 1 - Navarro, Ely (R)

Lap	T/S I7 to I8	I8 to SF	SF to I1	I1 to I2	I2 to I3A	I3A to I3	I3 to I4	I4 to I5A	I5A to I5	I5 to I6	I6 to I7	Lap	PI to PO	PO to SF	SF to PI	
1	T	6.6750	11.3223	2.8385	12.7872	9.7777	6.5208	13.6186	10.4963	6.0014	7.8151	7.5573	95.4102		97.2036	
	S	90.194	94.062	107.131	81.154	98.183	61.377	76.199	61.905	90.888	115.423	94.731	86.783		81.436	
2	T	7.3042	11.2564	2.4942	11.6959	8.7417	6.2994	9.9443	8.4441	5.1205	7.1923	6.7607	85.2537			
	S	82.425	94.613	121.919	88.726	109.818	63.534	104.354	76.950	106.524	125.418	105.893	97.122			
3	T	6.1759	10.8560	2.4674	11.4649	8.6212	6.1461	9.6676	8.3400	5.1021	7.1752	6.7322	82.7486			
	S	97.483	98.102	123.243	90.513	111.353	65.119	107.341	77.910	106.908	125.717	106.341	100.062			
4	T	6.1764	10.7083	2.4289	11.3509	8.5683	6.0934	9.6684	8.2591	5.0713	7.1395	6.5059	81.9704			
	S	97.475	99.456	125.197	91.422	112.041	65.682	107.332	78.674	107.557	126.346	110.040	101.012			
5	T	6.1293	10.8688	2.4478	11.2809	8.5918	6.1054	10.2726	8.2559	5.0805	7.1520	6.7510	82.9360			
	S	98.224	97.987	124.230	91.990	111.734	65.553	101.019	78.704	107.362	126.125	106.045	99.836			
6	T	6.1291	10.7336	2.4246	11.3846	8.6402	6.1337	9.6383	8.1486	5.0788	7.1456	6.5904	82.0475			
	S	98.227	99.221	125.419	91.152	111.109	65.251	107.667	79.740	107.398	126.238	108.629	100.917			
7	T	6.1535	10.7130	2.4444	11.2654	8.5449	6.0674	9.6318	8.1055	5.0541	7.1395	6.4449	81.5644			81.3289
	S	97.838	99.412	124.403	92.116	112.348	65.964	107.740	80.164	107.923	126.346	111.081	101.515			93.979
8	T					10.4882	6.7532	9.9966	9.0133	5.2433	7.5116	6.9137	227.2238	139.1451		
	S					91.531	59.265	103.808	72.090	104.029	120.087	103.549	36.440	6.282		

Event: Cooper Tires USF2000 Grand Prix of Alabama

Round 1 / 2

Track: Barber Motorsports Park

2.3 mile(s)

Report: Section Data Report

USF2000 Championship



Session: Qualifications - Race 1

April 16, 2021

Section Data for Car 10 - Siegel, Nolan

Lap	T/S I7 to I8	I8 to SF	SF to I1	I1 to I2	I2 to I3A	I3A to I3	I3 to I4	I4 to I5A	I5A to I5	I5 to I6	I6 to I7	Lap	PI to PO	PO to SF	SF to PI	
1	T	7.3366	12.0362	2.7779	12.8356	9.4983	6.5911	13.6417	8.8748	5.1482	7.2174	6.9247	92.8825		97.6388	
	S	82.061	88.483	109.468	80.848	101.071	60.722	76.070	73.215	105.951	124.982	103.385	89.145		81.073	
2	T	6.0497	10.9264	2.4519	11.5502	8.6007	6.1737	9.6341	8.4557	5.1051	7.1679	6.7353	82.8507			
	S	99.517	97.470	124.023	89.845	111.619	64.828	107.714	76.844	106.845	125.845	106.292	99.939			
3	T	5.9574	10.7954	2.4347	11.3703	8.5493	6.0920	9.5741	8.3255	5.0793	7.1407	6.7067	82.0254			
	S	101.058	98.653	124.899	91.266	112.290	65.697	108.389	78.046	107.388	126.325	106.745	100.944			
4	T	6.0298	10.8020	2.4200	11.2649	8.5193	6.0433	9.5573	8.3857	5.0885	7.1378	6.5315	81.7801			
	S	99.845	98.593	125.657	92.120	112.685	66.227	108.580	77.486	107.194	126.376	109.609	101.247			
5	T	5.9574	10.8415	2.4131	11.1806	8.5293	6.0187	9.5193	8.2375	5.0734	7.1263	6.4966	81.3937			
	S	101.058	98.234	126.017	92.815	112.553	66.497	109.013	78.880	107.513	126.580	110.198	101.728			
6	T	5.9265	10.7353	2.3989	11.1999	8.5303	6.0542	9.5309	8.2292	5.0772	7.1110	6.6152	81.4086			80.3200
	S	101.585	99.205	126.763	92.655	112.540	66.107	108.880	78.959	107.432	126.852	108.222	101.709			95.159
7	T					9.1642	6.6872	9.9705	8.8264	5.1607	7.3246	6.9689	189.9859	105.6274	85.7658	
	S					104.755	59.850	104.080	73.617	105.694	123.153	102.729	43.582	8.275	92.297	
8	T	6.0222	10.9583	2.4533	11.5310	8.6508	6.2215	9.7684	8.5098	5.1175	7.1468	6.9176	83.2972			
	S	99.971	97.187	123.952	89.995	110.972	64.330	106.233	76.356	106.586	126.217	103.491	99.403			
9	T	6.3297	10.8933	2.4355	11.1457	8.5140	6.0072	9.6114	8.4212	5.1615	7.6269	13.1918	89.3382			97.9524
	S	95.114	97.767	124.858	93.106	112.755	66.625	107.968	77.159	105.678	118.272	54.269	92.682			78.030

Event: Cooper Tires USF2000 Grand Prix of Alabama

Round 1 / 2

Track: Barber Motorsports Park

2.3 mile(s)

Report: Section Data Report

USF2000 Championship



Session: Qualifications - Race 1

April 16, 2021

Section Data for Car 11 - Campbell, Prescott

Lap	T/S	I7 to I8	I8 to SF	SF to I1	I1 to I2	I2 to I3A	I3A to I3	I3 to I4	I4 to I5A	I5A to I5	I5 to I6	I6 to I7	Lap	PI to PO	PO to SF	SF to PI
1	T	6.9030	11.7372	3.0099	13.1757	9.2535	6.7824	12.0349	8.8093	5.1125	7.2725	7.0298	91.1207		97.6154	
	S	87.215	90.737	101.030	78.761	103.745	59.010	86.226	73.760	106.690	124.035	101.839	90.868		81.093	
2	T	6.1393	10.8330	2.4718	11.4435	8.5868	6.1720	9.6835	8.4079	5.0767	7.1591	6.7296	82.7032			
	S	98.064	98.311	123.024	90.683	111.800	64.846	107.164	77.281	107.443	126.000	106.382	100.117			
3	T	6.1032	10.7614	2.4413	11.2162	8.5206	6.0958	9.6009	8.3565	5.0639	7.1471	6.4588	81.7657			
	S	98.644	98.965	124.561	92.520	112.668	65.656	108.086	77.757	107.714	126.211	110.842	101.265			
4	T	6.0870	10.7073	2.4302	11.2894	8.5280	6.0556	9.5486	8.3077	5.0451	7.1367	6.4598	81.5954			
	S	98.907	99.465	125.130	91.920	112.570	66.092	108.678	78.213	108.116	126.395	110.825	101.476			
5	T	6.1036	10.7446	2.4198	11.1722	8.5290	6.0384	9.5318	8.2247	5.0498	7.1277	6.3809	81.3225			
	S	98.638	99.120	125.668	92.885	112.557	66.280	108.870	79.003	108.015	126.555	112.196	101.817			
6	T	6.0328	10.7080	2.4181	11.0995	8.5145	5.9760	9.5651	8.2492	5.0752	7.1495	6.3462	81.1341			
	S	99.795	99.458	125.756	93.493	112.749	66.972	108.491	78.768	107.474	126.169	112.809	102.053			
7	T	6.0423	10.7405	2.4138	11.1008	8.5143	5.9935	9.5493	8.1418	5.0537	7.1277	6.5393	81.2170			81.2972
	S	99.638	99.157	125.980	93.482	112.751	66.777	108.671	79.807	107.932	126.555	109.478	101.949			94.015
8	T					10.5612	6.7344	12.7909	8.8588	5.1940	7.4289	6.9460	187.9349	97.7463	91.3372	
	S					90.899	59.430	81.130	73.348	105.016	121.424	103.068	44.058	8.942	86.667	
9	T	6.2961	11.7155	3.1559	11.9074	10.3227	6.3818	10.6613	9.6086	6.0359	8.7790	8.6574	93.5216			100.8791
	S	95.622	90.905	96.356	87.150	92.999	62.714	97.336	67.624	90.368	102.750	82.693	88.536			75.766

Event: Cooper Tires USF2000 Grand Prix of Alabama
Track: Barber Motorsports Park
Report: Section Data Report
Session: Qualifications - Race 1

Round 1 / 2
2.3 mile(s)
USF2000 Championship
April 16, 2021



Section Data for Car 12 - Porto, Kiko

Lap	T/S I7 to I8	I8 to SF	SF to I1	I1 to I2	I2 to I3A	I3A to I3	I3 to I4	I4 to I5A	I5A to I5	I5 to I6	I6 to I7	Lap	PI to PO	PO to SF	SF to PI	
1	T	6.8440	11.8558	2.9920	13.6718	10.4610	6.7618	11.9256	8.6313	5.1096	7.3510	6.8986	92.5025		93.7024	
	S	87.967	89.829	101.635	75.903	91.769	59.189	87.017	75.281	106.751	122.711	103.776	89.511		84.479	
2	T	6.3288	10.8375	2.4510	11.5166	8.6135	6.1975	9.6354	8.5208	5.1194	7.1657	6.6340	83.0202			
	S	95.128	98.270	124.068	90.107	111.453	64.579	107.699	76.257	106.547	125.884	107.915	99.735			
3	T	6.1997	10.9150	2.4643	11.8037	8.6695	6.3161	9.6700	8.2148	5.0616	7.1535	6.6131	83.0813			
	S	97.109	97.572	123.398	87.915	110.733	63.366	107.314	79.098	107.763	126.098	108.256	99.661			
4	T	6.1435	10.7135	2.4229	11.2873	8.5742	6.0286	9.5687	8.1321	5.0327	7.1071	6.5293	81.5399			
	S	97.997	99.407	125.507	91.938	111.964	66.388	108.450	79.902	108.382	126.922	109.646	101.545			
5	T	6.1543	10.6524	2.3997	11.2743	8.5067	6.0587	9.5210	8.1864	5.0375	7.0979	6.5249	81.4138			81.3988
	S	97.825	99.977	126.720	92.044	112.852	66.058	108.994	79.372	108.279	127.086	109.720	101.703			93.898
6	T					11.0362	6.9306	11.3018	8.9136	5.5533	7.8780	6.9873	206.4188	115.8861	91.3122	
	S					86.986	57.748	91.820	72.897	98.222	114.502	102.459	40.113	7.543	86.691	
7	T	6.4109	11.1603	2.6847	11.6982	9.0928	6.2586	9.8752	8.3573	5.4970	7.9595	6.8020	85.7965			
	S	93.910	95.428	113.268	88.708	105.578	63.948	105.084	77.749	99.228	113.329	105.250	96.507			
8	T	5.9925	10.8601	2.4370	11.2098	8.5404	6.0531	9.5547	8.1531	6.5152	7.7463	6.5032	83.5654			
	S	100.466	98.065	124.781	92.573	112.407	66.119	108.609	79.696	83.720	116.449	110.086	99.084			
9	T	5.9894	10.6147	2.4207	11.0971	8.5305	6.2107	13.2146	10.4363	6.8363	10.7961	9.3368	95.4832			101.2020
	S	100.518	100.333	125.621	93.513	112.537	64.442	78.529	62.261	79.788	83.553	76.676	86.717			75.524

Event: Cooper Tires USF2000 Grand Prix of Alabama**Round 1 / 2****Track:** Barber Motorsports Park**2.3 mile(s)****Report:** Section Data Report**USF2000 Championship****Session:** Qualifications - Race 1**April 16, 2021****Section Data for Car 16 - Vaccaro, Kent (R)**

Lap	T/S	I7 to I8	I8 to SF	SF to I1	I1 to I2	I2 to I3A	I3A to I3	I3 to I4	I4 to I5A	I5A to I5	I5 to I6	I6 to I7	Lap	PO to SF	SF to PI
1	T	7.0837	11.7472	2.7180	12.7969	9.5683	6.5560	10.2243	9.8061	5.3181	7.5812	7.4497	90.8495	94.5830	
	S	84.990	90.660	111.880	81.092	100.331	61.047	101.496	66.262	102.566	118.985	96.099	91.140	83.693	
2	T	6.5164	11.0389	2.5215	11.8630	8.7821	6.2690	9.8787	8.5523	5.1595	7.2341	6.8092	84.6247		
	S	92.389	96.477	120.599	87.476	109.313	63.842	105.047	75.976	105.718	124.694	105.139	97.844		
3	T	6.3336	10.8958	2.4790	11.6243	8.7631	6.2522	9.9949	8.4627	5.1531	7.2296	6.5947	83.7830		
	S	95.056	97.744	122.667	89.272	109.550	64.014	103.826	76.781	105.850	124.771	108.558	98.827		
4	T	6.2449	10.8348	2.4843	11.5995	8.7320	6.1948	9.8287	8.4266	5.1299	7.2267	6.6019	83.3041		
	S	96.406	98.294	122.405	89.463	109.940	64.607	105.581	77.110	106.328	124.821	108.440	99.395		
5	T	6.2091	10.8659	2.4729	11.4357	8.7228	6.1615	9.7957	8.2905	5.1430	7.2284	6.5309	82.8564		
	S	96.962	98.013	122.969	90.745	110.056	64.956	105.937	78.376	106.058	124.792	109.619	99.932		
6	T	6.2107	10.9071	2.4735	11.3529	8.7161	6.1692	9.8182	8.3425	5.1499	7.2263	6.4873	82.8537		
	S	96.937	97.643	122.940	91.406	110.141	64.875	105.694	77.887	105.916	124.828	110.355	99.935		
7	T	6.2464	10.8175	2.4555	11.3251	8.7162	6.2168	10.1919	8.4394	5.1567	7.2170	6.4972	83.2797		
	S	96.383	98.452	123.841	91.631	110.140	64.378	101.819	76.993	105.776	124.989	110.187	99.424		
8	T	6.3544	10.8271	2.6343	12.6143	9.3012	6.7706	12.7672	9.0406	5.2933	7.5548	6.6217	89.7795		
	S	94.745	98.364	115.435	82.266	103.212	59.113	81.281	71.873	103.046	119.400	108.116	92.226		
9	T	6.2832	10.7792	2.4575	11.3018	8.7207	6.1735	9.7212	8.2465	5.1399	7.2064	6.6074	82.6373		
	S	95.818	98.801	123.740	91.820	110.083	64.830	106.749	78.794	106.122	125.173	108.350	100.197		
10	T	6.2515	11.0002	2.4557	11.3781	8.7680	6.3567	9.8107	8.4087	5.1364	7.1657	6.6548	83.3865		
	S	96.304	96.816	123.831	91.204	109.489	62.961	105.775	77.274	106.194	125.884	107.578	99.297		
11	T	6.4170	10.9061	2.9466	13.6573	12.3521	7.0181	12.4673	10.0144	6.7486	10.7719	11.4510	104.7504		112.7797
	S	93.820	97.652	103.201	75.983	77.720	57.028	83.236	64.884	80.825	83.741	62.519	79.045		67.771

Event: Cooper Tires USF2000 Grand Prix of Alabama

Round 1 / 2

Track: Barber Motorsports Park

2.3 mile(s)

Report: Section Data Report

USF2000 Championship

Session: Qualifications - Race 1

April 16, 2021



Section Data for Car 19 - Castro, Andre (R)

Lap	T/S	I7 to I8	I8 to SF	SF to I1	I1 to I2	I2 to I3A	I3A to I3	I3 to I4	I4 to I5A	I5A to I5	I5 to I6	I6 to I7	Lap	PI to PO	PO to SF	SF to PI
1	T	6.6998	11.3827	2.5702	12.1403	8.7975	6.4754	9.8151	8.4711	5.1295	7.3030	6.8811	85.6657		91.3037	
	S	89.860	93.563	118.314	85.478	109.122	61.807	105.728	76.705	106.337	123.517	104.040	96.655		86.699	
2	T	6.2983	11.0433	2.4537	11.6702	8.6267	6.2828	9.7050	8.2264	5.0889	7.1435	6.6343	83.1731			
	S	95.589	96.439	123.932	88.921	111.282	63.702	106.927	78.986	107.185	126.275	107.910	99.551			
3	T	6.1670	10.9528	2.4491	11.5547	8.6110	6.1711	9.6614	8.1211	5.0796	7.1578	6.6238	82.5494			
	S	97.624	97.235	124.164	89.810	111.485	64.855	107.410	80.010	107.381	126.023	108.081	100.304			
4	T	6.2941	10.9520	2.4484	11.4315	8.6199	6.1564	9.6657	8.1960	5.0784	7.1714	6.6384	82.6522			
	S	95.652	97.243	124.200	90.778	111.370	65.010	107.362	79.279	107.407	125.784	107.844	100.179			
5	T	6.1553	10.8866	2.4318	11.4613	8.6013	6.0953	9.6348	8.1594	5.0757	7.1545	6.5903	82.2463			
	S	97.809	97.827	125.048	90.542	111.611	65.662	107.706	79.635	107.464	126.081	108.631	100.673			
6	T	6.0884	11.0443	2.4304	11.5177	8.6629	6.1280	9.6388	8.1357	5.0725	7.1564	6.6293	82.5044			
	S	98.884	96.430	125.120	90.098	110.817	65.311	107.661	79.867	107.532	126.047	107.992	100.358			
7	T	6.1975	10.9441	2.4650	11.9656	8.9672	6.9315	9.9365	9.1076	7.0466	7.8678	7.0308	88.4602			
	S	97.143	97.313	123.363	86.726	107.057	57.740	104.436	71.344	77.407	114.650	101.825	93.601			
8	T	6.1941	10.9157	2.4472	11.4285	8.5916	6.1170	9.6322	8.4608	7.5782	8.0227	6.8495	86.2375			
	S	97.197	97.566	124.261	90.802	111.737	65.429	107.735	76.798	71.977	112.437	104.520	96.014			
9	T	6.2027	10.9136	2.4337	11.5117	8.6223	6.1462	9.6258	8.1766	5.1248	7.1851	6.6100	82.5525			
	S	97.062	97.585	124.950	90.145	111.339	65.118	107.807	79.467	106.434	125.544	108.307	100.300			
10	T	6.2095	11.0501	2.4435	11.5853	8.6055	6.1900	9.6399	8.2192	5.1048	7.1831	6.6809	82.9118			87.1833
	S	96.956	96.379	124.449	89.573	111.557	64.657	107.649	79.055	106.851	125.579	107.158	99.865			87.668
11	T													34.2985		
	S													25.485		

Event: Cooper Tires USF2000 Grand Prix of Alabama**Round 1 / 2****Track:** Barber Motorsports Park**2.3 mile(s)****Report:** Section Data Report**USF2000 Championship****Session:** Qualifications - Race 1**April 16, 2021****Section Data for Car 2 - Nepveu, Thomas (R)**

Lap	T/S	I7 to I8	I8 to SF	SF to I1	I1 to I2	I2 to I3A	I3A to I3	I3 to I4	I4 to I5A	I5A to I5	I5 to I6	I6 to I7	Lap	PI to PO	PO to SF	SF to PI
1	T	6.7401	11.4499	2.5363	12.2470	8.8427	6.5144	9.8958	8.5279	5.0873	7.2030	6.9939	86.0383		90.2541	
	S	89.323	93.014	119.895	84.733	108.564	61.437	104.865	76.194	107.219	125.232	102.362	96.236		87.707	
2	T	6.4985	11.0135	2.4409	11.8393	8.6374	6.3273	9.7471	8.3529	5.0676	7.0771	6.8834	83.8850			
	S	92.644	96.700	124.581	87.651	111.145	63.254	106.465	77.790	107.636	127.460	104.005	98.707			
3	T	6.4042	10.8345	2.4260	11.6152	8.5761	6.2020	9.6765	8.2545	5.0562	7.0642	6.9710	83.0804			
	S	94.008	98.297	125.347	89.342	111.939	64.532	107.242	78.717	107.878	127.693	102.698	99.662			
4	T	6.3051	10.8290	2.4334	11.5463	8.5411	6.1995	9.6670	8.2856	5.0504	7.0936	6.8221	82.7731			
	S	95.485	98.347	124.965	89.875	112.398	64.558	107.347	78.422	108.002	127.163	104.940	100.032			
5	T	6.4016	10.7683	2.4244	11.5341	8.5894	6.1080	9.6466	8.2289	5.0360	7.0650	6.6945	82.4968			
	S	94.046	98.901	125.429	89.970	111.766	65.525	107.574	78.962	108.311	127.678	106.940	100.368			
6	T	6.2930	10.7052	2.4155	11.5152	8.5419	6.0970	9.6112	8.1788	5.0315	7.0440	6.6138	82.0471			83.9460
	S	95.669	99.484	125.891	90.118	112.387	65.643	107.971	79.446	108.408	128.059	108.245	100.918			91.049
7	T					9.2311	7.0551	10.1407	9.5106	5.4611	8.0154	7.2305	196.5192	105.3529	90.1989	
	S					103.996	56.729	102.333	68.321	99.880	112.539	99.012	42.133	8.297	87.761	
8	T	6.7056	11.2241	2.5344	12.0001	8.7410	6.3066	9.8151	8.4203	5.0577	7.0711	6.7233	84.5993			
	S	89.782	94.885	119.985	86.477	109.827	63.462	105.728	77.167	107.846	127.568	106.482	97.873			
9	T	6.3785	10.7794	2.4345	11.4637	8.5202	6.0391	9.5837	8.1648	5.0248	7.0310	6.5996	82.0193			
	S	94.387	98.800	124.909	90.523	112.673	66.273	108.280	79.582	108.552	128.295	108.478	100.952			
10	T	6.5213	10.8612	2.4379	12.4771	11.4181	6.7071	10.8530	9.8498	6.0451	9.4525	9.7598	96.3829			103.3538
	S	92.320	98.055	124.735	83.171	84.077	59.672	95.617	65.968	90.231	95.429	73.353	85.907			73.952

Event: Cooper Tires USF2000 Grand Prix of Alabama

Round 1 / 2

Track: Barber Motorsports Park

2.3 mile(s)

Report: Section Data Report

USF2000 Championship



Session: Qualifications - Race 1

April 16, 2021

Section Data for Car 20 - Sikes, Simon

Lap	T/S I7 to I8	I8 to SF	SF to I1	I1 to I2	I2 to I3A	I3A to I3	I3 to I4	I4 to I5A	I5A to I5	I5 to I6	I6 to I7	Lap	PI to PO	PO to SF	SF to PI	
1	T	6.6098	11.1370	2.4865	11.8768	8.7145	6.3780	9.7987	8.4729	5.1355	7.2201	6.8693	84.6991		89.6477	
	S	91.084	95.627	122.297	87.374	110.161	62.751	105.905	76.688	106.213	124.935	104.219	97.758		88.300	
2	T	6.2998	10.8453	2.4416	11.5479	8.6073	6.1854	9.7342	8.3260	5.0982	7.1932	6.6487	82.9276			
	S	95.566	98.199	124.546	89.863	111.533	64.705	106.606	78.041	106.990	125.403	107.677	99.846			
3	T	6.2691	10.7077	2.4298	11.6354	8.6019	6.1315	9.6996	8.2614	5.0775	7.1465	6.7582	82.7186			83.5016
	S	96.034	99.461	125.151	89.187	111.603	65.274	106.987	78.652	107.426	126.222	105.932	100.098			91.533
4	T					9.1461	6.5944	10.3075	8.8230	5.2541	7.3894	6.8546	259.3132	172.2810	86.3094	
	S					104.963	60.692	100.677	73.645	103.815	122.073	104.442	31.930	5.074	91.715	
5	T	6.2162	10.8208	2.4497	11.3641	8.5301	6.0253	9.6786	8.1023	5.0825	7.1506	6.6379	82.0581			
	S	96.851	98.422	124.134	91.316	112.543	66.424	107.219	80.196	107.320	126.150	107.852	100.904			
6	T	6.2738	10.8057	2.4270	11.3108	8.5508	6.0886	9.6269	8.1474	5.0807	7.1669	6.6224	82.1010			
	S	95.962	98.559	125.295	91.747	112.270	65.734	107.795	79.752	107.358	125.863	108.104	100.851			
7	T	6.1088	10.7651	2.4259	11.2715	8.5656	6.0057	9.6304	8.0950	5.1025	7.1780	6.5513	81.6998			
	S	98.554	98.931	125.352	92.066	112.076	66.641	107.755	80.268	106.899	125.668	109.277	101.347			
8	T	6.1218	10.7042	2.4223	11.2807	8.5443	6.0311	9.6128	8.1341	5.0952	7.1685					
	S	98.345	99.494	125.538	91.991	112.356	66.361	107.953	79.883	107.053	125.835					

Event: Cooper Tires USF2000 Grand Prix of Alabama

Round 1 / 2

Track: Barber Motorsports Park

2.3 mile(s)

Report: Section Data Report

USF2000 Championship

Session: Qualifications - Race 1

April 16, 2021



Section Data for Car 22 - Sundaramoorthy, Yuven

Lap	T/S I7 to I8	I8 to SF	SF to I1	I1 to I2	I2 to I3A	I3A to I3	I3 to I4	I4 to I5A	I5A to I5	I5 to I6	I6 to I7	Lap	PO to SF	
1	T	6.1742	10.8955	2.4700	11.5646	8.5954	6.4344	9.7381	8.3153	5.0935	7.1624	6.6136	83.0570	86.3873
	S	97.510	97.747	123.114	89.733	111.688	62.201	106.564	78.142	107.088	125.942	108.248	99.691	91.633
2	T	6.0231	10.7733	2.4344	11.1575	8.6178	6.0562	9.6158	8.1931	5.0824	7.1298	6.4853	81.5687	
	S	99.956	98.856	124.914	93.007	111.397	66.086	107.919	79.307	107.322	126.518	110.390	101.510	
3	T	5.9624	10.6430	2.4140	11.1426	8.6027	5.9971	9.5580	8.2741	5.0823	7.1107	6.6268	81.4137	
	S	100.974	100.066	125.970	93.132	111.593	66.737	108.572	78.531	107.324	126.857	108.032	101.703	
4	T	6.1065	10.6912	2.4136	11.1950	8.7083	6.0263	9.5705	8.1627	5.0703	7.1013	6.4189	81.4646	
	S	98.591	99.615	125.991	92.696	110.240	66.413	108.430	79.603	107.578	127.025	111.531	101.639	
5	T	6.0089	10.6308	2.4055	11.1127	8.5765	6.0217	9.5568	8.1811	5.0645	7.0839	6.4777	81.1201	
	S	100.192	100.181	126.415	93.382	111.934	66.464	108.585	79.424	107.702	127.337	110.519	102.071	
6	T	6.0987	10.6350	2.3988	11.1656	8.5641	6.0138	9.5164	8.2190	5.0608	7.0776	6.4208	81.1706	
	S	98.717	100.141	126.768	92.940	112.096	66.551	109.046	79.057	107.780	127.451	111.498	102.007	
7	T	6.0845	10.6320	2.3968	11.1598	8.5721	5.9961	9.5123	8.1556	5.0654	7.0820	6.4528	81.1094	
	S	98.947	100.169	126.874	92.988	111.991	66.748	109.093	79.672	107.682	127.372	110.945	102.084	

Event: Cooper Tires USF2000 Grand Prix of Alabama

Round 1 / 2

Track: Barber Motorsports Park

2.3 mile(s)



Report: Section Data Report

USF2000 Championship

Session: Qualifications - Race 1

April 16, 2021

Section Data for Car 23 - Denmark, Jace (R)

Lap	T/S I7 to I8	I8 to SF	SF to I1	I1 to I2	I2 to I3A	I3A to I3	I3 to I4	I4 to I5A	I5A to I5	I5 to I6	I6 to I7	Lap	PO to SF	SF to PI
1	T	6.5929	11.0559	2.5043	11.8042	8.6124	6.6845	9.9743	8.3574	5.1238	7.1890	6.9393	84.8380	90.9110
	S	91.317	96.329	121.428	87.912	111.467	59.874	104.040	77.748	106.455	125.476	103.167	97.598	87.073
2	T	6.3933	10.7637	2.4272	11.5989	8.5742	6.2587	9.7914	8.3282	5.0996	7.1287	6.6267	82.9906	
	S	94.168	98.944	125.285	89.468	111.964	63.947	105.984	78.021	106.960	126.537	108.034	99.770	
3	T	6.1760	10.7138	2.4119	11.2428	8.5525	6.0395	9.6191	8.1376	5.0780	7.1076	6.5150	81.5938	
	S	97.481	99.405	126.079	92.301	112.248	66.268	107.882	79.848	107.415	126.913	109.886	101.478	
4	T	6.1976	10.7396	2.4053	11.2064	8.5327	5.9963	9.6243	8.0680	5.0841	7.1156	6.4493	81.4192	
	S	97.142	99.166	126.425	92.601	112.508	66.746	107.824	80.537	107.286	126.770	111.006	101.696	
5	T	6.1129	10.7437	2.4176	11.2046	8.5309	6.1029	9.6040	8.0853	5.0820	7.1132	6.5083	81.5054	
	S	98.488	99.128	125.782	92.616	112.532	65.580	108.052	80.365	107.331	126.813	109.999	101.588	
6	T	6.1194	10.7050	2.4083	11.1784	8.5550	6.1147	9.5890	8.1320	5.1072	7.1112	6.4326	81.4528	
	S	98.383	99.486	126.268	92.833	112.215	65.453	108.221	79.903	106.801	126.849	111.294	101.654	
7	T	6.0402	10.7827	2.4126	11.1874	8.5845	5.9891	9.5822	8.0890	5.0847	7.0966	6.3972	81.2462	
	S	99.673	98.769	126.043	92.759	111.829	66.826	108.297	80.328	107.274	127.110	111.910	101.912	
8	T	6.0916	10.7787	2.8211	16.7072	14.8654	7.5367	11.5348	9.7411	6.2990	8.9581	9.7235	105.0572	114.2264
	S	98.832	98.806	107.792	62.113	64.579	53.104	89.965	66.704	86.594	100.696	73.627	78.814	66.913

Event: Cooper Tires USF2000 Grand Prix of Alabama

Round 1 / 2

Track: Barber Motorsports Park

2.3 mile(s)



Report: Section Data Report

USF2000 Championship

Session: Qualifications - Race 1

April 16, 2021

Section Data for Car 24 - Pierson, Josh

Lap	T/S I7 to I8	I8 to SF	SF to I1	I1 to I2	I2 to I3A	I3A to I3	I3 to I4	I4 to I5A	I5A to I5	I5 to I6	I6 to I7	Lap	PO to SF	SF to PI
1	T	6.3730	10.9738	2.4930	11.6634	8.7755	6.2684	9.8008	8.2298	5.1081	7.1813	6.7625	83.6296	87.4596
	S	94.468	97.049	121.978	88.973	109.395	63.848	105.882	78.954	106.782	125.610	105.865	99.008	90.509
2	T	6.1117	10.7744	2.4477	11.4427	8.6316	6.1078	9.6732	8.0535	5.0906	7.1458	6.6145	82.0935	
	S	98.507	98.845	124.235	90.689	111.219	65.527	107.279	80.682	107.149	126.234	108.233	100.861	
3	T	6.0052	10.8042	2.4296	11.2762	8.6088	6.0359	9.6560	8.0599	5.0890	7.1179	6.5063	81.5890	
	S	100.254	98.573	125.161	92.028	111.514	66.308	107.470	80.618	107.183	126.729	110.033	101.484	
4	T	6.0736	10.6889	2.4174	11.2576	8.6180	6.0142	9.5979	7.9996	5.0768	7.1196	6.5213	81.3849	
	S	99.125	99.636	125.793	92.180	111.395	66.547	108.120	81.226	107.441	126.699	109.780	101.739	
5	T	6.0304	10.7937	2.4288	11.2674	8.6049	6.0121	9.5551	8.0458	5.0682	7.0856	6.4769	81.3689	
	S	99.835	98.669	125.202	92.100	111.564	66.570	108.605	80.759	107.623	127.307	110.533	101.759	
6	T	6.0659	10.7753	2.4074	11.2717	8.5511	5.9762	9.5242	7.9779	5.0597	7.0788	6.4565	81.1447	
	S	99.251	98.837	126.315	92.065	112.266	66.970	108.957	81.447	107.804	127.429	110.882	102.040	
7	T	6.0720	10.6767	2.3945	11.2260	8.6231	6.0838	11.6490	8.1321	5.1613	7.3192	6.4983	83.8360	
	S	99.151	99.750	126.996	92.440	111.329	65.786	89.083	79.902	105.682	123.244	110.169	98.764	
8	T	6.0296	10.7886	2.6325	13.0742	13.2501	6.9119	12.5743	9.2396	6.9728	11.0732	11.1221	103.6689	113.0025
	S	99.848	98.715	115.514	79.372	72.452	57.904	82.528	70.325	78.226	81.462	64.368	79.870	67.637

Event: Cooper Tires USF2000 Grand Prix of Alabama

Round 1 / 2

Track: Barber Motorsports Park

2.3 mile(s)

Report: Section Data Report

USF2000 Championship

Session: Qualifications - Race 1

April 16, 2021



Section Data for Car 29 - Evans, Erik (R)

Lap	T/S	I7 to I8	I8 to SF	SF to I1	I1 to I2	I2 to I3A	I3A to I3	I3 to I4	I4 to I5A	I5A to I5	I5 to I6	I6 to I7	Lap	PO to SF	SF to PI
1	T	7.0480	11.4378	2.5408	12.3624	8.8232	6.6157	9.8454	8.6455	5.2147	7.2532	7.0511	86.8378	94.1124	
	S	85.421	93.112	119.683	83.942	108.804	60.497	105.402	75.157	104.599	124.365	101.532	95.350	84.111	
2	T	6.6801	11.2407	2.4964	12.2799	8.6851	6.5198	10.0376	8.7318	5.2070	7.2591	6.8763	86.0138		
	S	90.125	94.745	121.812	84.506	110.534	61.386	103.384	74.415	104.754	124.264	104.113	96.264		
3	T	6.2988	11.0670	2.4842	11.7787	8.7279	6.1970	9.8058	8.2380	5.1798	7.2285	6.7277	83.7334		
	S	95.581	96.232	122.410	88.102	109.992	64.584	105.828	78.875	105.304	124.790	106.412	98.885		
4	T	6.2444	11.0195	2.4769	11.6006	8.6927	6.1142	9.7691	8.1925	5.1678	7.2247	6.6412	83.1436		
	S	96.414	96.647	122.771	89.455	110.437	65.459	106.225	79.313	105.549	124.856	107.798	99.587		
5	T	6.1984	10.9961	2.4496	11.5437	8.7239	6.6557	9.7505	8.2892	5.1187	7.1663	6.7233	83.6154		
	S	97.129	96.853	124.139	89.896	110.043	60.133	106.428	78.388	106.561	125.873	106.482	99.025		
6	T	6.3752	10.8967	2.4458	11.7332	8.7217	6.0629	9.6877	8.1998	5.1423	7.1769	6.6102	83.0524		
	S	94.436	97.736	124.332	88.444	110.070	66.013	107.118	79.243	106.072	125.687	108.304	99.696		
7	T	6.2385	10.8525	2.4279	11.4681	8.6171	6.0631	9.7434	8.1977	5.1349	7.1701	6.5737	82.4870		
	S	96.505	98.134	125.249	90.488	111.406	66.010	106.506	79.263	106.225	125.807	108.905	100.379		
8	T	6.2884	10.8622	2.4494	11.5308	8.6062	6.0860	9.6979	8.5281	5.1858	7.1973	6.5763	83.0084		
	S	95.739	98.046	124.149	89.996	111.547	65.762	107.005	76.192	105.182	125.331	108.862	99.749		
9	T	6.2386	10.8907	2.4632	11.5561	8.6435	6.1138	9.7136	8.3501	5.1034	7.1305	6.7655	82.9690		
	S	96.503	97.790	123.454	89.799	111.066	65.463	106.832	77.816	106.881	126.505	105.818	99.796		
10	T	6.2508	10.8808	2.4195	11.5550	8.6416	6.0150	9.6476	8.2339	5.2021	7.2392	6.5765	82.6620		
	S	96.315	97.879	125.683	89.808	111.091	66.538	107.563	78.914	104.853	124.606	108.859	100.167		
11	T	6.2486	10.9693	2.4555	11.6169	10.5286	6.3504	12.0699	9.3922	6.3887	10.9653	10.6257	97.6111		104.5318
	S	96.349	97.089	123.841	89.329	91.180	63.024	85.976	69.182	85.378	82.264	67.375	84.826		73.118

Event: Cooper Tires USF2000 Grand Prix of Alabama
Track: Barber Motorsports Park
Report: Section Data Report
Session: Qualifications - Race 1

Round 1 / 2
2.3 mile(s)
USF2000 Championship
April 16, 2021



Section Data for Car 3 - Stamer, Evan (R)

Lap	T/S	I7 to I8	I8 to SF	SF to I1	I1 to I2	I2 to I3A	I3A to I3	I3 to I4	I4 to I5A	I5A to I5	I5 to I6	I6 to I7	Lap	PI to PO	PO to SF	SF to PI
1	T	6.7719	11.4610	2.5719	12.5090	8.9146	6.4227	9.8270	8.6123	5.1368	7.3990	7.0936	86.7198		92.1602	
	S	88.903	92.924	118.236	82.958	107.689	62.314	105.600	75.447	106.186	121.915	100.923	95.480		85.893	
2	T	6.5143	11.0078	2.4707	11.9125	8.7832	6.3501	9.7710	8.5041	5.1135	7.2013	6.8995	84.5280			
	S	92.419	96.750	123.079	87.112	109.300	63.027	106.205	76.407	106.670	125.261	103.762	97.956			
3	T	6.4761	10.9276	2.4480	11.6386	8.6700	6.1431	9.6853	8.4102	5.0941	7.1624	6.7132	83.3686			
	S	92.964	97.460	124.220	89.163	110.727	65.151	107.145	77.260	107.076	125.942	106.642	99.318			
4	T	6.3743	10.7394	2.4391	11.5277	8.6186	6.1718	9.6873	8.3878	5.0874	7.1581	6.7270	82.9185			
	S	94.449	99.168	124.673	90.020	111.387	64.848	107.122	77.466	107.217	126.017	106.423	99.857			
5	T	6.3478	10.7633	2.4256	11.5563	8.6054	6.0675	9.6084	8.3474	5.0868	7.1418	6.6417	82.5920			
	S	94.843	98.947	125.367	89.798	111.558	65.962	108.002	77.841	107.229	126.305	107.790	100.252			
6	T	6.3492	10.7602	2.4192	11.4275	8.6131	6.1091	9.6448	8.3487	5.0894	7.1419	6.6553	82.5584			85.6576
	S	94.822	98.976	125.699	90.810	111.458	65.513	107.594	77.829	107.175	126.303	107.570	100.293			89.229
7	T					10.2136	7.6004	10.7628	9.3204	5.5028	7.9997	7.6159	221.3933	125.0524	95.8779	
	S					93.992	52.659	96.418	69.715	99.123	112.760	94.002	37.400	6.990	82.562	
8	T	8.1047	11.6409	2.6889	12.3843	8.9155	6.8685	10.2530	8.8507	5.1375	7.4605	7.0829	89.3874			
	S	74.283	91.488	113.091	83.794	107.678	58.270	101.212	73.415	106.171	120.910	101.076	92.631			
9	T	6.3643	10.8091	2.4457	11.5355	8.5745	6.1989	9.6477	8.3593	5.0790	7.3876	7.7452	84.1468			89.6889
	S	94.597	98.528	124.337	89.959	111.960	64.564	107.562	77.731	107.394	122.103	92.433	98.399			85.219

Event: Cooper Tires USF2000 Grand Prix of Alabama

Round 1 / 2

Track: Barber Motorsports Park

2.3 mile(s)



Report: Section Data Report

USF2000 Championship

Session: Qualifications - Race 1

April 16, 2021

Section Data for Car 33 - Green, Josh

Lap	T/S I7 to I8	I8 to SF	SF to I1	I1 to I2	I2 to I3A	I3A to I3	I3 to I4	I4 to I5A	I5A to I5	I5 to I6	I6 to I7	Lap	PO to SF	SF to PI
1	T	6.5358	11.3022	2.6936	12.0895	8.8524	6.2275	10.0927	8.6140	7.2069	8.1184	7.0280	88.7610	89.0777
	S	92.115	94.229	112.894	85.837	108.445	64.268	102.820	75.432	75.685	111.111	101.865	93.284	88.865
2	T	6.3668	10.7739	2.4521	11.5254	8.6098	6.1569	9.6466	8.3372	5.0812	7.1575	6.6448	82.7522	
	S	94.560	98.850	124.012	90.038	111.501	65.005	107.574	77.937	107.348	126.028	107.740	100.058	
3	T	6.2274	10.7383	2.4222	11.2095	8.5402	6.0878	9.6082	8.2503	5.0856	7.1505	6.5872	81.9072	
	S	96.677	99.178	125.543	92.576	112.410	65.743	108.004	78.757	107.255	126.151	108.682	101.090	
4	T	6.1874	10.6318	2.4129	11.1865	8.5329	6.0169	9.5685	8.1620	5.0812	7.1394	6.5435	81.4630	
	S	97.302	100.171	126.027	92.766	112.506	66.517	108.452	79.609	107.348	126.348	109.408	101.641	
5	T	6.1904	10.6004	2.4135	11.1447	8.5095	6.0243	9.5775	8.1842	5.0718	7.1452	6.5519	81.4134	
	S	97.255	100.468	125.996	93.114	112.815	66.435	108.351	79.394	107.547	126.245	109.267	101.703	
6	T	6.1691	10.7145	2.4169	11.1708	8.5691	6.0623	9.5410	8.1284	5.0710	7.1351	6.5491	81.5273	
	S	97.590	99.398	125.819	92.896	112.030	66.019	108.765	79.939	107.564	126.424	109.314	101.561	
7	T	6.2023	10.7068	2.4138	11.1870	8.5395	6.0453	9.5204	8.2102	5.0842	7.1459	6.4547	81.5101	
	S	97.068	99.469	125.980	92.762	112.419	66.205	109.000	79.142	107.284	126.233	110.913	101.583	
8	T	6.1633	10.6574	2.4087	11.2075	8.5555	6.0222	9.5052	8.1605	5.0793	7.1425	6.4299	81.3320	
	S	97.682	99.931	126.247	92.592	112.209	66.459	109.175	79.624	107.388	126.293	111.341	101.805	
9	T	6.2223	11.5908	2.9069	14.3774	13.1787	7.1886	12.1362	9.4682	6.1975	9.4233	9.1378	101.8277	110.3296
	S	96.756	91.883	104.610	72.178	72.845	55.675	85.507	68.627	88.012	95.725	78.346	81.314	69.276

Event: Cooper Tires USF2000 Grand Prix of Alabama
Track: Barber Motorsports Park
Report: Section Data Report
Session: Qualifications - Race 1

Round 1 / 2
2.3 mile(s)
USF2000 Championship
April 16, 2021



Section Data for Car 34 - Christie, Dylan (R)

Lap	T/S I7 to I8	I8 to SF	SF to I1	I1 to I2	I2 to I3A	I3A to I3	I3 to I4	I4 to I5A	I5A to I5	I5 to I6	I6 to I7	Lap	PO to SF	SF to PI
1	T	6.9935	11.3213	2.5735	12.1141	8.8559	6.6949	9.7811	8.5793	5.1006	7.1862	6.7416	85.9420	91.8021
	S	86.086	94.070	118.162	85.663	108.402	59.781	106.095	75.737	106.939	125.525	106.193	96.344	86.228
2	T	6.3501	10.8210	2.4456	11.5305	8.5898	6.2016	9.7059	8.4268	5.0839	7.1307	6.8794	83.1653	
	S	94.809	98.420	124.342	89.998	111.760	64.536	106.917	77.108	107.291	126.502	104.066	99.561	
3	T	6.4715	10.6789	2.4342	11.4186	8.6205	6.1912	9.6230	8.2654	5.0722	7.1469	6.6482	82.5706	
	S	93.030	99.729	124.924	90.880	111.362	64.645	107.838	78.614	107.538	126.215	107.685	100.278	
4	T	6.3793	10.7088	2.4298	11.3950	8.5675	6.0731	9.6087	8.2905	5.0767	7.1279	6.6334	82.2907	
	S	94.375	99.451	125.151	91.069	112.051	65.902	107.999	78.376	107.443	126.551	107.925	100.619	
5	T	6.2816	10.6297	2.4249	11.7889	8.5530	6.1235	9.6656	8.2670	5.0791	7.1448	6.6419	82.6000	
	S	95.843	100.191	125.403	88.026	112.241	65.359	107.363	78.598	107.392	126.252	107.787	100.242	
6	T	6.3776	10.6758	2.4464	11.3788	8.5429	6.0784	9.5696	8.2816	5.0750	7.1171	6.6167	82.1599	
	S	94.400	99.758	124.301	91.198	112.374	65.844	108.440	78.460	107.479	126.743	108.197	100.779	
7	T	6.4540	10.7827	2.4490	11.3925	8.5577	6.0919	9.5754	8.2799	5.0758	7.1342	6.6551	82.4482	
	S	93.283	98.769	124.169	91.089	112.180	65.698	108.374	78.476	107.462	126.440	107.573	100.427	
8	T	6.3076	10.6035	2.4297	11.3039	8.5510	5.9949	9.5434	8.2373	5.0712	7.1225	6.6444	81.8094	84.6453
	S	95.448	100.439	125.156	91.803	112.268	66.761	108.738	78.882	107.559	126.647	107.746	101.211	90.297

Event: Cooper Tires USF2000 Grand Prix of Alabama

Round 1 / 2

Track: Barber Motorsports Park

2.3 mile(s)



Report: Section Data Report

USF2000 Championship

Session: Qualifications - Race 1

April 16, 2021

Section Data for Car 4 - d'Orlando, Michael

Lap	T/S	I7 to I8	I8 to SF	SF to I1	I1 to I2	I2 to I3A	I3A to I3	I3 to I4	I4 to I5A	I5A to I5	I5 to I6	I6 to I7	Lap	PI to PO	PO to SF	SF to PI
1	T	6.6703	11.0666	2.4955	11.9426	8.7904	6.4097	9.7899	8.5921	5.1177	7.2217	6.8213	84.9178		88.5116	
	S	90.258	96.236	121.856	86.893	109.210	62.441	106.000	75.624	106.582	124.908	104.952	97.506		89.434	
2	T	6.3996	10.7661	2.4304	11.5911	8.6867	6.3286	9.6839	8.4166	5.0966	7.2177	7.5400	84.1573			
	S	94.075	98.922	125.120	89.528	110.514	63.241	107.160	77.201	107.023	124.977	94.948	98.387			
3	T	6.7070	10.8362	2.4367	11.5040	8.6333	6.2514	9.6929	8.2537	5.0945	7.1360	6.6891	83.2348			
	S	89.764	98.282	124.796	90.206	111.197	64.022	107.061	78.725	107.067	126.408	107.026	99.478			
4	T	6.3130	10.6368	2.4295	11.3778	8.6665	6.1821	9.6502	8.5318	5.1674	7.1902	6.6671	82.8124			
	S	95.366	100.124	125.166	91.206	110.771	64.740	107.534	76.159	105.557	125.455	107.379	99.985			
5	T	6.3061	10.7522	2.4160	11.3907	8.6254	6.0661	9.6303	8.1336	5.0646	7.1105	6.5735	82.0690			81.8097
	S	95.470	99.049	125.865	91.103	111.299	65.978	107.756	79.887	107.699	126.861	108.908	100.891			93.426
6	T					9.2511	6.7409	12.6754	9.6541	5.4289	8.0888	7.0791	208.6663	117.4846	91.6172	
	S					103.771	59.373	81.869	67.305	100.472	111.518	101.130	39.681	7.440	86.402	
7	T	6.3510	10.8835	2.4775	11.5096	8.6115	6.1710	9.6000	8.1220	5.0604	7.0883	6.5054	82.3802			
	S	94.795	97.855	122.741	90.162	111.479	64.856	108.097	80.002	107.789	127.258	110.048	100.510			
8	T	6.1426	10.6095	2.4173	11.2359	8.5955	6.0900	9.5583	7.9903	5.0609	7.0753	6.4385	81.2141			
	S	98.012	100.382	125.798	92.358	111.686	65.719	108.568	81.320	107.778	127.492	111.192	101.953			
9	T	6.0862	10.5986	2.4106	11.1714	8.6331	6.0374	9.5701	8.0577	5.0642	7.0960	6.4297	81.1550			
	S	98.920	100.485	126.147	92.891	111.200	66.291	108.434	80.640	107.708	127.120	111.344	102.027			
10	T	6.1555	10.6690	2.4063	13.0254	11.9456	7.4335	10.9896	9.8164	5.9691	10.6852	10.0036	99.0992			106.5842
	S	97.806	99.822	126.373	79.670	80.364	53.841	94.428	66.193	91.380	84.420	71.565	83.553			71.710

Event: Cooper Tires USF2000 Grand Prix of Alabama
 Track: Barber Motorsports Park
 Report: Section Data Report
 Session: Qualifications - Race 1

Round 1 / 2
 2.3 mile(s)
 USF2000 Championship
 April 16, 2021



Section Data for Car 44 - Brooks, Christian

Lap	T/S	I7 to I8	I8 to SF	SF to I1	I1 to I2	I2 to I3A	I3A to I3	I3 to I4	I4 to I5A	I5A to I5	I5 to I6	I6 to I7	Lap	PO to SF	SF to PI
1	T	6.6257	11.3086	2.5335	12.0583	8.7640	6.3600	9.9101	9.9368	5.7845	7.4836	7.0121	87.7772	95.7484	
	S	90.865	94.176	120.028	86.059	109.539	62.929	104.714	65.391	94.296	120.536	102.096	94.330	82.674	
2	T	6.2583	10.9520	2.4609	11.6432	8.6434	6.1773	9.6595	8.2359	5.0817	7.1154	6.6832	82.9108		
	S	96.200	97.243	123.569	89.127	111.067	64.790	107.431	78.895	107.337	126.774	107.121	99.866		
3	T	6.1309	10.7873	2.4209	11.3274	8.5688	6.0783	9.6033	8.2392	5.0781	7.1263	6.6160	81.9765		
	S	98.199	98.727	125.611	91.612	112.034	65.845	108.059	78.864	107.413	126.580	108.209	101.005		
4	T	6.0923	10.7990	2.4152	11.3288	8.5395	5.9997	9.6012	8.1755	5.0612	7.1022	6.4751	81.5897		
	S	98.821	98.620	125.907	91.601	112.419	66.708	108.083	79.478	107.772	127.009	110.563	101.483		
5	T	6.0765	10.8082	2.4105	11.2988	8.5556	6.0044	9.5583	8.1778	5.0674	7.1031	6.5703	81.6309		
	S	99.078	98.536	126.153	91.844	112.207	66.656	108.568	79.456	107.640	126.993	108.961	101.432		
6	T	6.0742	10.8021	2.4039	11.2655	8.5170	5.9613	9.5412	8.1329	5.0549	7.0880	6.4369	81.2779		
	S	99.115	98.592	126.499	92.116	112.716	67.138	108.763	79.894	107.906	127.264	111.220	101.873		
7	T	6.0851	10.7552	2.4008	11.2260	8.5183	6.1113	9.6027	8.1538	5.0797	7.1016	6.5753	81.6098		
	S	98.938	99.022	126.662	92.440	112.699	65.490	108.066	79.690	107.379	127.020	108.879	101.458		
8	T	6.0833	10.7565	2.4114	11.2953	8.5363	5.9825	9.5432	8.0875	5.0515	7.0699	6.4560	81.2734		
	S	98.967	99.010	126.106	91.872	112.461	66.900	108.740	80.343	107.979	127.590	110.891	101.878		
9	T	6.0702	10.7308	2.3999	11.2253	8.5155	6.0426	9.5490	8.0908	5.0538	8.9126	7.1084	83.6989		
	S	99.180	99.247	126.710	92.445	112.736	66.234	108.674	80.310	107.930	101.210	100.713	98.926		
10	T	6.0257	10.8648	2.4105	11.2414	8.5460	5.9821	9.5102	8.0789	5.0647	7.1303	8.0522	82.9068		89.3321
	S	99.913	98.023	126.153	92.313	112.333	66.904	109.117	80.428	107.697	126.509	88.909	99.871		85.559

Event: Cooper Tires USF2000 Grand Prix of Alabama
Track: Barber Motorsports Park
Report: Section Data Report
Session: Qualifications - Race 1

Round 1 / 2
2.3 mile(s)
USF2000 Championship
April 16, 2021



Section Data for Car 5 - Kohlbecker, Spike (R)

Lap	T/S	I7 to I8	I8 to SF	SF to I1	I1 to I2	I2 to I3A	I3A to I3	I3 to I4	I4 to I5A	I5A to I5	I5 to I6	I6 to I7	Lap	PI to PO	PO to SF	SF to PI
1	T	6.6106	11.2314	2.5995	12.1980	8.9293	6.4009	9.8914	8.4627	5.1513	7.4683	6.9666	85.9100		90.0542	
	S	91.073	94.823	116.981	85.074	107.511	62.527	104.912	76.781	105.887	120.783	102.763	96.380		87.902	
2	T	6.3939	10.8619	2.4528	11.6553	8.6767	6.2429	9.7331	8.3428	5.1090	7.1470	6.8325	83.4479			
	S	94.159	98.049	123.977	89.035	110.641	64.109	106.618	77.884	106.763	126.213	104.780	99.224			
3	T	6.3223	10.7456	2.4344	11.5695	8.6306	6.1502	9.6797	8.2108	5.0867	7.1123	6.6708	82.6129			
	S	95.226	99.110	124.914	89.695	111.232	65.075	107.207	79.136	107.232	126.829	107.320	100.226			
4	T	6.2504	10.7110	2.4158	11.4390	8.6084	6.1264	9.6075	9.1068	5.2622	7.2062	6.8099	83.5436			83.1196
	S	96.321	99.430	125.876	90.718	111.519	65.328	108.012	71.350	103.655	125.176	105.128	99.110			91.954
5	T					9.5422	6.9485	11.9129	9.6331	5.3884	8.3246	7.9137	204.3752	112.0358	94.5023	
	S					100.606	57.599	87.110	67.452	101.228	108.359	90.465	40.514	7.802	83.764	
6	T	7.0124	11.6879	2.6523	12.7932	9.5633	6.5444	10.3539	8.4996	5.1046	7.3581	6.9259	88.4956			
	S	85.854	91.120	114.652	81.116	100.384	61.156	100.226	76.447	106.855	122.592	103.367	93.564			
7	T	6.2112	10.7184	2.4324	11.4485	8.5348	6.1262	9.6576	8.1647	5.0591	7.0692	6.5898	82.0119			
	S	96.929	99.362	125.017	90.643	112.481	65.330	107.452	79.583	107.817	127.602	108.639	100.961			
8	T	6.1528	10.5782	2.4030	11.2904	8.5401	5.9825	9.5600	8.0492	5.0524	7.0476	6.5999	81.2561			
	S	97.849	100.679	126.546	91.912	112.411	66.900	108.549	80.725	107.959	127.993	108.473	101.900			
9	T	6.1141	10.8009	2.3983	11.2994	8.5196	6.1081	9.7006	8.1748	5.0686	7.0945	6.5370	81.8159			
	S	98.468	98.603	126.794	91.839	112.681	65.524	106.976	79.485	107.614	127.147	109.516	101.203			
10	T	6.2548	10.5574	2.6412	14.3756	12.0164	7.2307	12.5034	10.3577	6.7316	10.6610	11.5290	104.8588			113.1458
	S	96.253	100.877	115.134	72.187	79.891	55.351	82.998	62.733	81.029	84.612	62.098	78.963			67.552

Event: Cooper Tires USF2000 Grand Prix of Alabama

Round 1 / 2

Track: Barber Motorsports Park

2.3 mile(s)

Report: Section Data Report

USF2000 Championship



Session: Qualifications - Race 1

April 16, 2021

Section Data for Car 6 - Garg, Bijoy

Lap	T/S I7 to I8	I8 to SF	SF to I1	I1 to I2	I2 to I3A	I3A to I3	I3 to I4	I4 to I5A	I5A to I5	I5 to I6	I6 to I7	Lap	PO to SF	SF to PI
1	T	6.6654	11.1146	2.5236	12.0318	9.3612	6.5381	10.6849	9.2537	5.5555	8.1746	7.2884	89.1918	91.5871
	S	90.324	95.820	120.499	86.249	102.551	61.215	97.121	70.218	98.183	110.347	98.226	92.834	86.430
2	T	6.2889	10.9731	2.4469	11.6270	8.5782	6.1781	9.6423	8.3662	5.0862	7.1571	6.8565	83.2005	
	S	95.731	97.056	124.276	89.252	111.912	64.782	107.622	77.666	107.242	126.035	104.413	99.519	
3	T	6.3031	10.7941	2.4286	11.4929	8.5592	6.0797	9.6183	8.2677	5.0733	7.1498	6.9958	82.7625	
	S	95.516	98.665	125.212	90.293	112.160	65.830	107.891	78.592	107.515	126.164	102.334	100.045	
4	T	6.3103	10.6555	2.4307	11.4387	8.5667	6.1121	9.6459	8.4629	5.0687	7.1637	6.6825	82.5377	
	S	95.407	99.948	125.104	90.721	112.062	65.481	107.582	76.779	107.612	125.919	107.132	100.318	
5	T	6.2704	10.8009	2.4162	11.4534	8.5229	6.0114	9.6543	8.2641	5.0639	7.1350	6.6973	82.2898	
	S	96.014	98.603	125.855	90.604	112.638	66.578	107.489	78.626	107.714	126.425	106.895	100.620	
6	T	6.2330	10.6800	2.4038	11.3884	8.5609	6.0822	9.6373	8.2403	5.0992	7.1823	6.7315	82.2389	
	S	96.590	99.719	126.504	91.121	112.138	65.803	107.678	78.853	106.969	125.593	106.352	100.682	
7	T	6.3115	10.6567	2.4119	11.3881	8.5670	6.0522	9.6711	8.1754	5.0653	7.1510	6.6771	82.1273	
	S	95.389	99.937	126.079	91.124	112.058	66.129	107.302	79.479	107.685	126.143	107.219	100.819	
8	T	6.2135	11.2954	2.5498	11.7675	8.6944	6.1909	12.7863	8.7198	5.0647	7.1549	6.6095	87.0467	
	S	96.893	94.286	119.261	88.186	110.416	64.648	81.159	74.517	107.697	126.074	108.315	95.121	
9	T	6.2394	10.6863	2.4200	11.4461	8.5895	6.0558	9.6103	8.2051	5.0797	7.1558	6.5865	82.0745	83.7217
	S	96.491	99.660	125.657	90.662	111.764	66.090	107.981	79.191	107.379	126.058	108.693	100.884	91.293

Event: Cooper Tires USF2000 Grand Prix of Alabama

Round 1 / 2

Track: Barber Motorsports Park

2.3 mile(s)

Report: Section Data Report

USF2000 Championship



Session: Qualifications - Race 1

April 16, 2021

Section Data for Car 63 - Burke, Trey (R)

Lap	T/S	I7 to I8	I8 to SF	SF to I1	I1 to I2	I2 to I3A	I3A to I3	I3 to I4	I4 to I5A	I5A to I5	I5 to I6	I6 to I7	Lap	PI to PO	PO to SF	SF to PI
1	T	7.3293	11.4860	2.5585	12.7935	8.8741	6.5920	10.0154	8.8189	5.2096	7.7259	7.4345	88.8377		93.1160	
	S	82.142	92.722	118.855	81.114	108.180	60.714	103.613	73.680	104.702	116.756	96.296	93.204		85.011	
2	T	6.7570	11.2879	2.5113	12.2642	8.8114	6.6813	10.1749	9.1350	5.3914	8.2058	7.8213	89.0415			90.1675
	S	89.100	94.349	121.089	84.614	108.950	59.903	101.989	71.130	101.171	109.928	91.533	92.990			84.766
3	T					8.9984	6.3983	9.9950	8.6378	5.2670	7.7009	7.3441	551.1442	462.6678	87.2166	
	S					106.686	62.552	103.825	75.224	103.561	117.135	97.481	15.023	1.889	90.761	
4	T	6.5723	11.3388	2.5679	11.8867	8.9564	6.2321	10.0748	8.5417	5.6872	8.1680	7.4964	87.5223			88.1749
	S	91.603	93.925	118.420	87.302	107.186	64.220	103.002	76.071	95.909	110.437	95.500	94.604			86.682

Event: Cooper Tires USF2000 Grand Prix of Alabama

Round 1 / 2

Track: Barber Motorsports Park

2.3 mile(s)

Report: Section Data Report

USF2000 Championship

Session: Qualifications - Race 1

April 16, 2021



Section Data for Car 8 - Lee, Jackson (R)

Lap	T/S I7 to I8	I8 to SF	SF to I1	I1 to I2	I2 to I3A	I3A to I3	I3 to I4	I4 to I5A	I5A to I5	I5 to I6	I6 to I7	Lap	PO to SF	SF to PI
1	T	6.7851	11.7003	2.6003	13.2385	10.9910	7.2718	10.1050	8.8276	5.5640	7.4589	7.0228	91.5653	94.2405
	S	88.731	91.023	116.945	78.387	87.344	55.038	102.694	73.607	98.033	120.935	101.941	90.427	83.997
2	T	6.2403	11.1545	2.4547	11.7673	8.6393	6.2504	9.6427	8.4161	5.1404	7.1689	6.8112	83.6858	
	S	96.477	95.477	123.881	88.187	111.120	64.032	107.618	77.206	106.111	125.828	105.108	98.942	
3	T	6.0602	11.0370	2.4465	11.5814	8.5574	6.2478	9.6646	8.2419	5.0990	7.1633	6.7042	82.8033	
	S	99.344	96.494	124.296	89.603	112.184	64.059	107.374	78.838	106.973	125.926	106.785	99.996	
4	T	6.1205	10.9221	2.4311	11.5888	8.6355	6.0991	9.6672	8.2336	5.0974	7.1666	6.5963	82.5582	
	S	98.365	97.509	125.084	89.546	111.169	65.621	107.345	78.917	107.006	125.868	108.532	100.293	
5	T	6.1705	10.8233	2.4270	11.4811	8.6072	6.0560	9.6347	8.2509	5.1017	7.1335	6.6819	82.3678	
	S	97.568	98.399	125.295	90.386	111.535	66.088	107.707	78.752	106.916	126.452	107.142	100.525	
6	T	6.0348	10.8991	2.4192	11.3468	8.5685	6.0862	9.6010	8.1120	5.0904	7.1298	6.5449	81.8327	
	S	99.762	97.714	125.699	91.456	112.038	65.760	108.085	80.100	107.154	126.518	109.384	101.182	
7	T	6.0225	10.9984	2.4253	11.4402	8.5383	6.0016	9.6109	8.3122	5.1165	7.1450	6.6047	82.2156	
	S	99.966	96.832	125.383	90.709	112.435	66.687	107.974	78.171	106.607	126.248	108.394	100.711	
8	T	6.0235	10.9955	2.4397	11.5241	8.5344	6.0429	9.6200	8.2146	5.0878	7.1249	6.6206	82.2280	
	S	99.949	96.858	124.643	90.048	112.486	66.231	107.872	79.100	107.208	126.605	108.134	100.696	
9	T	6.1349	10.9186	2.4202	11.3840	8.5574	6.0732	9.6037	8.1877	5.0908	7.1213	6.6516	82.1434	
	S	98.135	97.540	125.647	91.157	112.184	65.901	108.055	79.360	107.145	126.669	107.630	100.799	
10	T	6.1073	10.9599	2.4847	12.7773	9.1315	6.4642	10.0591	9.0335	5.3466	8.2957	7.8010	88.4608	90.1215
	S	98.578	97.172	122.385	81.216	105.131	61.914	103.163	71.929	102.019	108.737	91.771	93.601	84.810

Event: Cooper Tires USF2000 Grand Prix of Alabama

Round 1 / 2

Track: Barber Motorsports Park

2.3 mile(s)

Report: Section Data Report

USF2000 Championship

Session: Qualifications - Race 1

April 16, 2021



Section Data for Car 9 - Vodanovich, Peter (R)

Lap	T/S	I7 to I8	I8 to SF	SF to I1	I1 to I2	I2 to I3A	I3A to I3	I3 to I4	I4 to I5A	I5A to I5	I5 to I6	I6 to I7	Lap	PO to SF	SF to PI
1	T	6.6745	11.6091	2.5106	12.8057	9.8877	6.7734	10.0079	9.5400	5.8299	7.4406	7.0721	90.1515	93.7533	
	S	90.201	91.738	121.123	81.036	97.090	59.088	103.691	68.110	93.562	121.233	101.230	91.845	84.433	
2	T	6.3335	10.9584	2.4516	11.5634	8.6196	6.2075	9.6265	8.5546	5.1727	7.1882	6.7036	83.3796		
	S	95.057	97.186	124.038	89.742	111.374	64.475	107.799	75.956	105.449	125.490	106.795	99.305		
3	T	6.1566	10.9342	2.4436	11.5323	8.6161	6.1458	9.5761	8.2148	5.1071	7.1638	6.6929	82.5833		
	S	97.789	97.401	124.444	89.984	111.419	65.122	108.366	79.098	106.803	125.917	106.965	100.262		
4	T	6.1702	10.9009	2.4367	11.3945	8.5705	6.0790	9.5822	8.1453	5.0816	7.1539	6.6435	82.1583		
	S	97.573	97.698	124.796	91.073	112.012	65.838	108.297	79.773	107.339	126.091	107.761	100.781		
5	T	6.2286	10.7201	2.4158	11.4456	8.5478	6.1162	9.7952	8.3650	5.1395	7.1530	6.6334	82.5602		
	S	96.658	99.346	125.876	90.666	112.310	65.437	105.942	77.678	106.130	126.107	107.925	100.290		
6	T	6.2538	10.8185	2.4229	11.4010	8.5656	6.0521	9.5579	8.1181	5.0992	7.1388	6.5916	82.0195		
	S	96.269	98.442	125.507	91.021	112.076	66.130	108.573	80.040	106.969	126.358	108.609	100.952		
7	T	6.1674	10.7665	2.4187	11.3416	8.6052	6.0482	9.5407	8.2368	5.1205	7.1624	6.6004	82.0084		
	S	97.617	98.918	125.725	91.497	111.560	66.173	108.768	78.887	106.524	125.942	108.465	100.965		
8	T	6.0898	10.8791	2.4253	11.3314	8.5717	6.0569	9.5586	8.1525	5.0879	7.1387	6.5936	81.8855		
	S	98.861	97.894	125.383	91.580	111.996	66.078	108.565	79.702	107.206	126.360	108.576	101.117		
9	T	6.1075	10.8740	2.4296	11.5423	8.5992	6.0884	9.6736	8.3514	5.1383	7.1939	6.6482	82.6464		
	S	98.575	97.940	125.161	89.906	111.638	65.736	107.274	77.804	106.155	125.390	107.685	100.186		
10	T	6.1129	10.8778	2.4213	11.3279	8.6197	6.1203	9.5750	8.2058	5.0986	7.1396	6.9819	82.4808		84.6494
	S	98.488	97.906	125.590	91.608	111.373	65.393	108.379	79.185	106.981	126.344	102.538	100.387		90.292

Event: Cooper Tires USF2000 Grand Prix of Alabama

Round 1 / 2

Track: Barber Motorsports Park

2.3 mile(s)

Report: Section Data Report

USF2000 Championship



Session: Qualifications - Race 1

April 16, 2021

Section Data for Car 90 - Palmer, Grant (R)

Lap	T/S I7 to I8	I8 to SF	SF to I1	I1 to I2	I2 to I3A	I3A to I3	I3 to I4	I4 to I5A	I5A to I5	I5 to I6	I6 to I7	Lap	PI to PO	PO to SF	SF to PI	
1	T	6.8892	11.4418	2.7227	12.4684	9.0569	6.7080	11.0255	9.0478	5.8196	9.8028	7.5072	92.4899		94.2589	
	S	87.390	93.080	111.687	83.229	105.997	59.664	94.121	71.816	93.727	92.019	95.363	89.523		83.980	
2	T	6.4729	11.0776	2.4726	11.7696	8.7357	6.3887	9.7855	8.3950	5.0927	7.1678	6.7381	84.0962			
	S	93.010	96.140	122.984	88.170	109.894	62.646	106.047	77.400	107.105	125.847	106.248	98.459			
3	T	6.2690	10.9298	2.4436	11.6128	8.6874	6.2301	9.7268	8.2910	5.0941	7.1580	6.7015	83.1441			
	S	96.035	97.440	124.444	89.361	110.505	64.241	106.687	78.371	107.076	126.019	106.828	99.586			
4	T	6.2019	10.8191	2.4349	11.4793	8.5918	6.1713	9.7241	8.4735	5.1071	7.1594	6.6637	82.8261			
	S	97.074	98.437	124.888	90.400	111.734	64.853	106.717	76.683	106.803	125.995	107.434	99.968			
5	T	6.3203	10.7172	2.4136	11.4202	8.6461	6.1522	9.6912	8.3011	5.0786	7.1429	6.7304	82.6138			
	S	95.256	99.373	125.991	90.868	111.033	65.054	107.079	78.275	107.403	126.286	106.369	100.225			
6	T	6.2827	10.6874	2.4078	11.5326	8.6315	6.1343	9.6636	8.1797	5.0669	7.1300	6.6736	82.3901			
	S	95.826	99.650	126.294	89.982	111.221	65.244	107.385	79.437	107.651	126.514	107.275	100.498			
7	T	6.2488	10.6686	2.4150	11.3559	8.6161	6.1336	9.6849	8.3331	5.0846	7.1386	6.5368	82.2160			83.4786
	S	96.346	99.826	125.918	91.382	111.419	65.252	107.149	77.975	107.276	126.362	109.520	100.710			91.559
8	T					9.5072	6.4279	10.1283	8.8938	5.1464	7.2895	6.7364	242.7781	155.0321	86.4528	
	S					100.976	62.264	102.458	73.059	105.988	123.746	106.275	34.105	5.638	91.563	
9	T	6.1757	10.7111	2.4271	11.4029	8.6460	6.1749	12.8320	9.5852	5.6753	8.9222	8.4844	91.0368			96.3205
	S	97.486	99.430	125.290	91.006	111.034	64.815	80.870	67.789	96.110	101.101	84.379	90.952			79.352

Event: Cooper Tires USF2000 Grand Prix of Alabama**Round 1 / 2****Track:** Barber Motorsports Park**2.3 mile(s)****Report:** Section Data Report**USF2000 Championship****Session:** Qualifications - Race 1**April 16, 2021****Section Data for Car 91 - Frazer, Billy (R)**

Lap	T/S	I7 to I8	I8 to SF	SF to I1	I1 to I2	I2 to I3A	I3A to I3	I3 to I4	I4 to I5A	I5A to I5	I5 to I6	I6 to I7	Lap	PO to SF	SF to PI
1	T	6.7593	12.4219	2.8907	12.8149	9.9778	6.8172	10.2463	8.6410	5.3793	8.0343	7.1537	91.1364	98.9034	
	S	89.069	85.736	105.196	80.978	96.214	58.708	101.278	75.196	101.399	112.274	100.075	90.853	80.037	
2	T	6.4385	10.8163	2.4565	11.7394	8.6603	6.2850	9.6543	8.3207	5.0812	7.1231	6.9597	83.5350		
	S	93.507	98.463	123.790	88.397	110.851	63.680	107.489	78.091	107.348	126.637	102.865	99.120		
3	T	6.3524	10.7655	2.4480	11.4497	8.5681	6.2152	9.6215	8.1956	5.0632	7.1247	6.8557	82.6596		
	S	94.774	98.927	124.220	90.634	112.044	64.395	107.855	79.283	107.729	126.608	104.425	100.170		
4	T	6.3444	10.7098	2.4433	11.5034	8.6146	6.2015	9.6598	8.1823	5.0487	7.1098	6.6629	82.4805		
	S	94.894	99.442	124.459	90.210	111.439	64.537	107.427	79.412	108.039	126.874	107.447	100.387		
5	T	6.2396	10.6509	2.4013	11.3264	8.6251	6.2564	9.6669	8.1962	5.0599	7.1294	6.6501	82.2022		
	S	96.488	99.992	126.636	91.620	111.303	63.971	107.349	79.277	107.799	126.525	107.654	100.727		
6	T	6.2892	10.6351	2.4115	11.2164	8.5712	6.1121	9.5510	8.0609	5.0480	7.0911	6.5557	81.5422		
	S	95.727	100.140	126.100	92.519	112.003	65.481	108.651	80.608	108.054	127.208	109.204	101.543		
7	T	6.1810	10.7232	2.3990	11.2686	8.5310	6.1291	10.3882	8.7010	5.2369	7.7071	6.6037	83.8688		
	S	97.403	99.317	126.757	92.090	112.531	65.300	99.895	74.678	104.156	117.041	108.410	98.726		
8	T	6.1921	10.6168	2.4162	11.2627	8.6048	6.0858	9.5734	8.0996	5.0595	7.0843	6.5808	81.5760		
	S	97.228	100.313	125.855	92.138	111.566	65.764	108.397	80.223	107.808	127.330	108.788	101.500		
9	T	6.1678	10.8383	2.4239	11.8356	9.3267	6.6558	10.1869	8.2916	5.0669	7.1351	6.6562	84.5848		
	S	97.611	98.263	125.455	87.678	102.930	60.132	101.869	78.365	107.651	126.424	107.555	97.890		
10	T	6.2064	10.6566	2.4078	11.4612	8.6067	6.1093	9.5726	8.2790	5.1348	7.1438	6.5321	82.1103		
	S	97.004	99.938	126.294	90.543	111.541	65.511	108.406	78.484	106.227	126.270	109.599	100.840		
11	T	6.2398	10.7543	2.4264	11.3713	10.4332	6.5132	12.4684	9.3745	6.8888	11.0128	10.3370	97.8197		104.6705
	S	96.485	99.030	125.326	91.258	92.014	61.449	83.229	69.313	79.180	81.909	69.257	84.646		73.021

Event: Cooper Tires USF2000 Grand Prix of Alabama
Track: Barber Motorsports Park
Report: Section Data Report
Session: Qualifications - Race 1

Round 1 / 2
2.3 mile(s)
USF2000 Championship
April 16, 2021



Section Data for Car 92 - Round-Garrido, Matt

Lap	T/S I7 to I8	I8 to SF	SF to I1	I1 to I2	I2 to I3A	I3A to I3	I3 to I4	I4 to I5A	I5A to I5	I5 to I6	I6 to I7	Lap	PI to PO	PO to SF	SF to PI	
1	T	6.6552	11.3592	2.5586	12.5160	10.4050	6.8739	14.1912	8.7210	5.1091	7.2603	7.1211	92.7706	367.0872	98.9162	
	S	90.462	93.757	118.851	82.912	92.263	58.224	73.125	74.507	106.761	124.244	100.533	89.252	2.381	80.026	
2	T	6.2398	10.9195	2.4375	11.6542	8.6248	6.1598	9.6740	8.3564	5.0562	7.1598	6.9645	83.2465			
	S	96.485	97.532	124.755	89.043	111.307	64.974	107.270	77.757	107.878	125.988	102.794	99.464			
3	T	6.2013	10.8706	2.4338	11.5903	8.6208	6.1705	9.7187	8.5156	5.0275	7.2621	7.4634	83.8746			
	S	97.084	97.971	124.945	89.534	111.359	64.861	106.776	76.304	108.494	124.213	95.923	98.719			
4	T	6.2254	11.0610	2.4397	11.6923	8.5998	6.1587	9.7264	8.4249	5.0617	7.1315	7.1403	83.6617			82.2217
	S	96.708	96.284	124.643	88.753	111.631	64.986	106.692	77.125	107.761	126.487	100.263	98.970			92.958
5	T					8.6954	6.1874	9.7584	8.4237	5.0943	7.1512	6.8117	259.1492	177.3875	82.9689	
	S					110.403	64.684	106.342	77.136	107.072	126.139	105.100	31.951	4.928	95.408	
6	T	6.0841	10.9695	2.4322	11.5943	8.5983	6.1240	9.6914	8.3386	5.0603	7.1089	6.8456	82.8472			
	S	98.954	97.087	125.027	89.503	111.650	65.354	107.077	77.923	107.791	126.890	104.579	99.943			
7	T	6.0715	10.9527	2.4164	13.9226	9.2291	6.7052	17.5040	9.6558	6.1131	7.5001	6.9688	97.0393			
	S	99.159	97.236	125.845	74.535	104.019	59.689	59.285	67.294	89.227	120.271	102.731	85.326			
8	T	6.2279	10.9115	2.4513	11.5395	8.5885	6.0588	9.6053	8.2774	5.0990	7.9778	12.6786	89.4156			97.8269
	S	96.669	97.603	124.053	89.928	111.777	66.057	108.037	78.500	106.973	113.069	56.466	92.601			78.130

Event: Cooper Tires USF2000 Grand Prix of Alabama

Round 1 / 2

Track: Barber Motorsports Park

2.3 mile(s)

Report: Section Data Report

USF2000 Championship

Session: Qualifications - Race 1

April 16, 2021



Section Data for Car 99 - Rowe, Myles (R)

Lap	T/S I7 to I8	I8 to SF	SF to I1	I1 to I2	I2 to I3A	I3A to I3	I3 to I4	I4 to I5A	I5A to I5	I5 to I6	I6 to I7	Lap	PI to PO	PO to SF	SF to PI	
1	T	6.9633	11.2114	2.4998	11.7718	8.6700	6.2670	9.8265	8.3776	5.1297	7.1803	6.8282	84.7256	586.2331	89.3357	
	S	86.460	94.993	121.646	88.154	110.727	63.863	105.605	77.561	106.333	125.628	104.846	97.727	1.491	88.609	
2	T	6.7418	11.5339	2.4576	11.4797	8.6055	6.1179	9.6670	8.1241	5.1014	7.1422	6.6476	83.6187			
	S	89.300	92.337	123.735	90.397	111.557	65.419	107.347	79.981	106.923	126.298	107.694	99.021			
3	T	6.1317	10.6496	2.4178	11.2118	8.5107	5.9946	9.6030	8.0458	5.1071	7.1360	6.5777	81.3858			
	S	98.186	100.004	125.772	92.557	112.799	66.765	108.063	80.759	106.803	126.408	108.839	101.738			
4	T	6.0207	10.7724	2.4187	11.2813	8.5012	6.0548	9.6339	8.0318	5.0963	7.1363	6.6552	81.6026			
	S	99.996	98.864	125.725	91.986	112.925	66.101	107.716	80.900	107.030	126.402	107.571	101.467			
5	T	6.1541	10.7146	2.4250	11.1523	8.4915	5.9966	9.6168	8.0663	5.0696	7.1207	6.5529	81.3604			
	S	97.828	99.397	125.398	93.051	113.054	66.742	107.908	80.554	107.593	126.679	109.251	101.769			
6	T	6.1134	10.6417	2.4081	11.1862	8.5730	6.1805	9.6668	8.1701	5.0940	7.1346	6.5138	81.6822			
	S	98.480	100.078	126.278	92.769	111.979	64.756	107.350	79.531	107.078	126.433	109.907	101.368			
7	T	6.0997	10.6098	2.4172	11.1437	8.4997	6.0101	9.6077	8.0358	5.0985	7.1322	6.4916	81.1460			83.0453
	S	98.701	100.379	125.803	93.122	112.945	66.592	108.010	80.860	106.983	126.475	110.282	102.038			92.036

Event: Cooper Tires USF2000 Grand Prix of Alabama
Track: Barber Motorsports Park
Report: Section Data Report
Session: Qualifications - Race 1

Round 1 / 2
2.3 mile(s)








USF2000 Championship
April 16, 2021

Section Data for Car

Report Support Information

Section Legend	
Name	Length
I7 to I8	0.167235 miles
I8 to SF	0.295833 miles
SF to I1	0.084470 miles
I1 to I2	0.288258 miles
I2 to I3A	0.266667 miles
I3A to I3	0.111174 miles
I3 to I4	0.288258 miles
I4 to I5A	0.180492 miles
I5A to I5	0.151515 miles
I5 to I6	0.250568 miles
I6 to I7	0.198864 miles
I2 to I3	0.377841 miles
I4 to I5	0.332008 miles
Lap	2.300000 miles
PI to PO	0.242803 miles
PO to SF	2.198864 miles
SF to PI	2.123106 miles
PO to I2	0.280871 miles
I7 to PI	0.302841 miles
PO to PI	2.038636 miles

Color Legend	
	Fastest Lap
	Section Under Caution
	Section Under Green
	Section Time Data
	Section Speed Data

