

Event: Cooper Tires USF2000 GP of St Petersburg
Track: St Petersburg Street Circuit
Report: Section Data Report
Session: Qualifications - Race 1

Round 1 / 2
1.8 mile(s)
USF2000
March 9, 2018



Section Data for Car 10 - Holden, Zach (R)

Lap	T/SF to I1	I1 to I2	I2 to I3	I3 to I4A	I4A to I4	I4 to I5A	I5A to I5	I5 to I6A	I6A to I6	I6 to I7	I7 to SF	I3 to I4	I4 to I5	I5 to I6	Lap	
1	T	3.8219	7.8469	9.1469	5.8498	9.9300	4.3055	8.5979	6.3671	6.2949	10.7250	5.4753	15.7798	12.9034	12.6620	78.3612
	S	122.559	67.601	96.083	77.275	61.247	57.010	103.091	72.603	101.164	66.942	108.338	67.189	87.715	86.802	82.694
2	T	3.7755	7.5980	8.5115	5.7045	9.5451	4.1395	8.5085	5.9605	6.2445	10.0592	5.3829	15.2496	12.6480	12.2050	75.4297
	S	124.065	69.815	103.256	79.244	63.717	59.296	104.174	77.556	101.981	71.373	110.197	69.525	89.486	90.053	85.908
3	T	3.6935	7.3532	8.2946	5.4539	9.4037	4.0849	8.4667	5.9171	6.2679	9.9880	5.3659	14.8576	12.5516	12.1850	74.2894
	S	126.820	72.139	105.956	82.885	64.675	60.088	104.688	78.125	101.600	71.882	110.547	71.359	90.173	90.200	87.226
4	T	3.6768	7.2136	8.2022	5.4343	9.3650	4.0798	8.4706	5.8736	6.2314	9.9294	5.3570	14.7993	12.5504	12.1050	73.8337
	S	127.396	73.535	107.150	83.184	64.942	60.163	104.640	78.703	102.195	72.306	110.730	71.640	90.182	90.796	87.765
5	T	3.6845	7.6358	8.9128	5.9454	9.3817	4.1088	8.4914	5.8913	6.2485	9.9186	5.3646	15.3271	12.6002	12.1398	75.5834
	S	127.130	69.469	98.607	76.033	64.826	59.739	104.384	78.467	101.915	72.385	110.573	69.173	89.825	90.536	85.733
6	T	3.6702	7.2947	8.2135	5.4019	9.2537	4.0493	8.4559	5.8927	6.3300	9.8792	5.3374	14.6556	12.5052	12.2227	73.7785
	S	127.625	72.718	107.002	83.683	65.723	60.617	104.822	78.448	100.603	72.673	111.137	72.343	90.508	89.922	87.830
7	T	3.6990	7.2465	8.2189	6.0872	10.2754	4.8946	10.0031	7.2244	7.7226	10.6513	5.3603	16.3626	14.8977	14.9470	81.3833
	S	126.631	73.201	106.932	74.262	59.188	50.148	88.609	63.988	82.462	67.405	110.662	64.796	75.973	73.533	79.623
8	T			9.3938	6.0622	9.5006	4.1051	8.4695	5.9247	6.2624			15.5628	12.5746	12.1871	160.4619
	S			93.558	74.568	64.015	59.793	104.654	78.025	101.689			68.126	90.008	90.185	40.383
9	T	3.7053	7.2521	8.2134	5.3448	9.1843	4.0317	8.4454	5.9407	6.2575	9.9248	5.3567	14.5291	12.4771	12.1982	73.6567
	S	126.416	73.145	107.004	84.577	66.220	60.881	104.952	77.815	101.769	72.339	110.736	72.973	90.712	90.103	87.976
10	T	3.6795	7.4221	8.4553	5.4460	9.1584	3.9554	8.4454	5.7279	6.2273	9.9012	5.3497	14.6044	12.4008	11.9552	73.7682
	S	127.302	71.470	103.942	83.005	66.407	62.056	104.952	80.705	102.262	72.512	110.881	72.596	91.270	91.934	87.843
11	T	3.6723	7.2591	8.2230	5.4157	9.1450	4.0022	8.4106	5.7484	6.2600	9.8214	5.3384	14.5607	12.4128	12.0084	73.2961
	S	127.552	73.074	106.879	83.469	66.504	61.330	105.386	80.418	101.728	73.101	111.116	72.814	91.182	91.527	88.409
12	T	3.6687	7.0845	8.2099	5.3250	9.1505	3.9669	8.4164	5.6990	6.2191	9.7733	5.3492	14.4755	12.3833	11.9181	72.8625
	S	127.677	74.875	107.049	84.891	66.464	61.876	105.314	81.115	102.397	73.461	110.892	73.243	91.399	92.220	88.935
13	T	3.6633	7.7172	10.7678	6.9292	9.3956	4.2202	11.8413	6.8986	6.2868	9.9153	5.3149	16.3248	16.0615	13.1854	82.9502
	S	127.865	68.737	81.620	65.238	64.730	58.162	74.854	67.010	101.294	72.409	111.607	64.946	70.468	83.357	78.119
14	T	3.6757	7.2280	8.2354	5.3353	9.1392	3.9896	8.4300	5.6833	6.1954	9.8555	5.3418	14.4745	12.4196	11.8787	73.1092
	S	127.434	73.389	106.718	84.727	66.547	61.524	105.144	81.339	102.789	72.848	111.045	73.248	91.132	92.526	88.635

Event: Cooper Tires USF2000 GP of St Petersburg

Round 1 / 2

Track: St Petersburg Street Circuit

1.8 mile(s)



Report: Section Data Report

USF2000

Session: Qualifications - Race 1

March 9, 2018

Section Data for Car 10 - Holden, Zach (R)

Lap	T/S	PI to PO	PO to SF	SF to PI
1	T		79.5538	
	S		72.515	
2	T			
	S			
3	T			
	S			
4	T			
	S			
5	T			
	S			
6	T			
	S			
7	T			79.8916
	S			73.685
8	T	90.8967	70.3268	
	S	11.743	82.029	
9	T			
	S			
10	T			
	S			
11	T			
	S			
12	T			
	S			
13	T			
	S			
14	T			71.3820
	S			82.469

Event: Cooper Tires USF2000 GP of St Petersburg
Track: St Petersburg Street Circuit
Report: Section Data Report
Session: Qualifications - Race 1

Round 1 / 2
1.8 mile(s)
USF2000
March 9, 2018



Section Data for Car 11 - Enders, Kory

Lap	T/SF to I1	I1 to I2	I2 to I3	I3 to I4A	I4A to I4	I4 to I5A	I5A to I5	I5 to I6A	I6A to I6	I6 to I7	I7 to SF	I3 to I4	I4 to I5	I5 to I6	Lap	
1	T	3.7401	8.4408	9.4467	6.2372	9.8307	4.3070	8.6267	6.0119	7.2218	10.8553	5.4329	16.0679	12.9337	13.2337	80.1511
	S	125.240	62.844	93.034	72.476	61.866	56.990	102.747	76.893	88.180	66.139	109.183	65.984	87.509	83.052	80.847
2	T	3.7093	7.4208	8.3364	5.4725	9.4954	4.1840	8.5609	6.2131	7.2246	10.9071	5.3484	14.9679	12.7449	13.4377	76.8725
	S	126.280	71.482	105.425	82.603	64.050	58.665	103.536	74.403	88.146	65.825	110.908	70.833	88.806	81.792	84.295
3	T	3.6904	7.3248	8.3039	5.4005	9.2967	4.1319	8.4305	5.7860	6.2100	10.4552	5.3462	14.6972	12.5624	11.9960	74.3761
	S	126.926	72.419	105.837	83.704	65.419	59.405	105.138	79.895	102.547	68.670	110.954	72.138	90.096	91.621	87.125
4	T	3.6585	7.4848	8.2698	5.4434	9.3151	4.0960	8.6446	6.2749	9.1866	9.8931	5.3128	14.7585	12.7406	15.4615	77.5796
	S	128.033	70.871	106.274	83.045	65.290	59.925	102.534	73.670	69.320	72.571	111.651	71.838	88.836	71.086	83.527
5	T	3.6770	7.2571	8.2001	5.3223	9.3203	4.1555	8.4019	6.1450	6.4194	11.3862	5.3312	14.6426	12.5574	12.5644	75.6160
	S	127.389	73.095	107.177	84.934	65.253	59.067	105.496	75.227	99.202	63.055	111.266	72.407	90.132	87.477	85.696
6	T	3.7074	7.1654	8.1577	5.2952	9.3108	4.2158	8.4838	5.7215	6.2149	10.2732	5.3418	14.6060	12.6996	11.9364	73.8875
	S	126.344	74.030	107.734	85.369	65.320	58.223	104.477	80.796	102.466	69.886	111.045	72.588	89.122	92.079	87.701
7	T	3.6633	7.1473	8.1860	5.3906	9.5402	4.5002	8.4199	6.2536	6.8300	9.8536	5.3081	14.9308	12.9201	13.0836	75.0928
	S	127.865	74.217	107.362	83.858	63.749	54.543	105.270	73.921	93.238	72.862	111.750	71.009	87.601	84.005	86.293
8	T			8.6980	5.9914	9.8331	4.4421	9.3921	6.0036	6.5692			15.8245	13.8342	12.5728	188.6123
	S			101.042	75.449	61.850	55.256	94.373	76.999	96.940			66.999	81.813	87.418	34.356
9	T	3.6753	7.2697	8.2275	5.4828	9.3509	4.1687	8.3586	5.7974	6.1887	10.0910	5.3093	14.8337	12.5273	11.9861	73.9199
	S	127.448	72.968	106.820	82.448	65.040	58.880	106.042	79.738	102.900	71.148	111.725	71.474	90.348	91.697	87.662
10	T	3.7158	7.2904	8.4933	5.3871	9.2558	4.0993	8.4987	5.8773	6.5956	10.0624	5.2648	14.6429	12.5980	12.4729	74.5405
	S	126.059	72.761	103.477	83.913	65.708	59.877	104.294	78.654	96.552	71.350	112.669	72.406	89.841	88.118	86.933
11	T	3.6680	7.2249	8.1838	5.4260	9.1918	4.0844	8.4144	5.6915	6.1992	9.9929	5.2791	14.6178	12.4988	11.8907	73.3560
	S	127.701	73.420	107.391	83.311	66.166	60.096	105.339	81.222	102.726	71.846	112.364	72.530	90.554	92.433	88.336
12	T	3.6442	7.1812	8.1739	5.3607	9.2202	4.0462	8.3899	6.4413	6.9282	9.8283	5.3002	14.5809	12.4361	13.3695	74.5143
	S	128.536	73.867	107.521	84.326	65.962	60.663	105.647	71.767	91.917	73.050	111.917	72.713	91.011	82.209	86.963
13	T	3.6642	7.3100	8.2400	5.2840	9.1273	4.0715	8.3641	5.6942	6.1738	10.4096	5.2911	14.4113	12.4356	11.8680	73.6298
	S	127.834	72.566	106.658	85.550	66.633	60.286	105.972	81.183	103.148	68.970	112.109	73.569	91.014	92.610	88.008
14	T	3.6364	7.1107	8.1541	5.3105	9.2148	4.0722	8.4102	5.6695	6.2095	9.9308	5.2879	14.5253	12.4824	11.8790	73.0066
	S	128.811	74.599	107.782	85.123	66.001	60.276	105.392	81.537	102.555	72.296	112.177	72.992	90.673	92.524	88.759

Event: Cooper Tires USF2000 GP of St Petersburg

Round 1 / 2

Track: St Petersburg Street Circuit

1.8 mile(s)



Report: Section Data Report

USF2000

Session: Qualifications - Race 1

March 9, 2018

Section Data for Car 11 - Enders, Kory

Lap	T/S	PI to PO	PO to SF	SF to PI
1	T		79.0682	
	S		72.961	
2	T			
	S			
3	T			
	S			
4	T			
	S			
5	T			
	S			
6	T			
	S			
7	T			72.7418
	S			80.928
8	T	120.2914	70.9105	
	S	8.873	81.354	
9	T			
	S			
10	T			
	S			
11	T			
	S			
12	T			
	S			
13	T			
	S			
14	T			70.5651
	S			83.424

Event: Cooper Tires USF2000 GP of St Petersburg

Round 1 / 2

Track: St Petersburg Street Circuit

1.8 mile(s)



Report: Section Data Report

USF2000

Session: Qualifications - Race 1

March 9, 2018

Section Data for Car 12 - Sierra, Jose (R)

Lap	T/SF to I1	I1 to I2	I2 to I3	I3 to I4A	I4A to I4	I4 to I5A	I5A to I5	I5 to I6A	I6A to I6	I6 to I7	I7 to SF	I3 to I4	I4 to I5	I5 to I6	Lap	
1	T	4.0087	8.5227	9.3528	6.3877	10.3722	4.4717	8.8870	6.9047	6.6675	11.2078	5.4211	16.7599	13.3587	13.5722	82.2039
	S	116.848	62.240	93.968	70.768	58.636	54.891	99.737	66.950	95.511	64.058	109.421	63.260	84.725	80.981	78.828
2	T	3.7443	7.9658	8.7157	5.7166	9.6535	4.2961	8.4453	6.1271	6.3484	10.7662	5.3637	15.3701	12.7414	12.4755	77.1427
	S	125.099	66.591	100.837	79.076	63.001	57.134	104.953	75.447	100.312	66.686	110.592	68.980	88.830	88.100	84.000
3	T	3.6784	7.4128	8.8836	5.7989	9.4608	4.2384	8.4451	5.9728	6.2571	10.1785	5.3385	15.2597	12.6835	12.2299	75.6649
	S	127.340	71.559	98.931	77.954	64.284	57.912	104.956	77.396	101.775	70.536	111.114	69.479	89.235	89.869	85.641
4	T	3.6791	7.3434	8.1794	20.4606	13.9775	4.8540	9.0651	6.2582	6.3172	10.1332	5.3325	34.4381	13.9191	12.5754	95.6002
	S	127.316	72.236	107.448	22.093	43.511	50.567	97.778	73.867	100.807	70.852	111.239	30.786	81.314	87.400	67.782
5	T	3.6952	8.9066	8.8045	5.5828	9.4239	4.2363	8.4013	5.9286	6.2109	10.2705	5.3339	15.0067	12.6376	12.1395	76.7945
	S	126.761	59.557	99.820	80.971	64.536	57.941	105.503	77.973	102.532	69.905	111.210	70.650	89.560	90.538	84.381
6	T	3.6677	7.2584	8.1799	5.5458	9.3397	4.0873	8.3538	5.8387	6.1993	9.9629	5.3155	14.8855	12.4411	12.0380	73.7490
	S	127.712	73.081	107.442	81.511	65.118	60.053	106.103	79.174	102.724	72.063	111.595	71.226	90.974	91.302	87.866
7	T	3.6786	7.2432	8.7269	5.7359	11.2490	5.7129	11.4694	7.6785	8.3773	10.0028	5.2955	16.9849	17.1823	16.0558	85.1700
	S	127.334	73.235	100.707	78.810	54.065	42.965	77.281	60.204	76.017	71.775	112.016	62.422	65.871	68.454	76.083
8	T			8.9709	5.9300	10.1257	5.1802	9.7840	5.9773	6.2026			16.0557	14.9642	12.1799	160.3013
	S			97.968	76.230	60.063	47.383	90.593	77.338	102.670			66.034	75.635	90.238	40.424
9	T	3.6915	7.2969	8.2612	5.2924	9.2285	4.1097	8.3820	6.1750	6.2578	10.1052	5.3267	14.5209	12.4917	12.4328	74.1269
	S	126.889	72.696	106.385	85.414	65.903	59.726	105.746	74.862	101.764	71.048	111.360	73.014	90.606	88.403	87.418
10	T	3.6767	7.1747	8.1696	5.3441	9.3087	4.1438	8.3083	6.0155	6.3204	9.9435	5.3207	14.6528	12.4521	12.3359	73.7260
	S	127.399	73.934	107.577	84.588	65.335	59.234	106.684	76.847	100.756	72.203	111.486	72.357	90.894	89.097	87.893
11	T	3.6943	7.3135	8.1858	5.2883	9.1715	4.0262	8.3553	5.7505	6.1728	9.9015	5.3087	14.4598	12.3815	11.9233	73.1684
	S	126.792	72.531	107.364	85.480	66.312	60.964	106.084	80.388	103.165	72.510	111.738	73.322	91.412	92.180	88.563
12	T	3.6805	7.1119	8.1738	5.2964	9.1138	4.0367	8.3289	5.6811	6.1579	9.8465	5.3174	14.4102	12.3656	11.8390	72.7449
	S	127.268	74.587	107.522	85.350	66.732	60.806	106.420	81.370	103.415	72.915	111.555	73.575	91.530	92.836	89.078
13	T	3.7705	7.7051	9.8924	6.0654	9.4093	4.1284	8.3747	5.9265	6.1920	10.5266	5.3416	15.4747	12.5031	12.1185	77.3325
	S	124.230	68.845	88.842	74.529	64.636	59.455	105.838	78.001	102.845	68.204	111.049	68.514	90.523	90.695	83.794
14	T	3.6494	7.1568	8.1206	5.2291	9.1305	3.9932	8.2848	5.7052	6.1184	9.8631	5.2982	14.3596	12.2780	11.8236	72.5493
	S	128.352	74.119	108.226	86.448	66.610	61.468	106.987	81.027	104.082	72.792	111.959	73.834	92.183	92.957	89.319

Event: Cooper Tires USF2000 GP of St Petersburg

Round 1 / 2

Track: St Petersburg Street Circuit

1.8 mile(s)



Report: Section Data Report

USF2000

Session: Qualifications - Race 1

March 9, 2018

Section Data for Car 12 - Sierra, Jose (R)

Lap	T/SPI to PO	PO to SF	SF to PI
1	T	79.3066	
	S	72.741	
2	T		
	S		
3	T		
	S		
4	T		
	S		
5	T		
	S		
6	T		
	S		
7	T		83.5991
	S		70.417
8	T	89.7559	72.2499
	S	11.892	79.846
9	T		
	S		
10	T		
	S		
11	T		
	S		
12	T		
	S		
13	T		
	S		
14	T		71.8534
	S		81.928

Event: Cooper Tires USF2000 GP of St Petersburg

Round 1 / 2

Track: St Petersburg Street Circuit

1.8 mile(s)



Report: Section Data Report

USF2000

Session: Qualifications - Race 1

March 9, 2018

Section Data for Car 19 - Baron, Alex

Lap	T/SF to I1	I1 to I2	I2 to I3	I3 to I4A	I4A to I4	I4 to I5A	I5A to I5	I5 to I6A	I6A to I6	I6 to I7	I7 to SF	I3 to I4	I4 to I5	I5 to I6	Lap	
1	T	3.8972	7.6874	8.4800	5.9104	10.3918	4.3578	8.7003	7.2151	6.4540	11.1645	5.5458	16.3022	13.0581	13.6691	79.8043
	S	120.191	69.003	103.640	76.483	58.525	56.325	101.877	64.070	98.670	64.307	106.961	65.036	86.676	80.407	81.199
2	T	3.6210	7.3767	8.2939	5.5562	9.4540	4.2142	8.4466	6.0241	6.3083	10.6917	5.3055	15.0102	12.6608	12.3324	75.2922
	S	129.359	71.909	105.965	81.359	64.331	58.245	104.937	76.737	100.949	67.151	111.805	70.634	89.395	89.122	86.065
3	T	3.7122	7.1905	8.2129	5.3190	9.2139	4.0511	8.3860	5.7712	6.1671	10.2600	5.3777	14.5329	12.4371	11.9383	73.6616
	S	126.181	73.772	107.010	84.987	66.007	60.590	105.696	80.100	103.261	69.976	110.304	72.954	91.003	92.064	87.970
4	T	3.6382	7.1729	8.1810	5.5295	9.3006	4.0937	8.4967	6.1755	6.2411	9.8499	5.3044	14.8301	12.5904	12.4166	73.9835
	S	128.747	73.953	107.427	81.752	65.392	59.959	104.319	74.856	102.036	72.890	111.828	71.492	89.895	88.518	87.587
5	T	3.6397	7.1179	8.1756	5.3084	9.2299	4.1447	8.2961	6.1535	6.2305	9.7833	5.3187	14.5383	12.4408	12.3840	73.3983
	S	128.694	74.524	107.498	85.157	65.893	59.221	106.841	75.124	102.210	73.386	111.528	72.926	90.976	88.751	88.285
6	T	3.5666	7.3517	8.2893	5.3578	9.2602	4.0829	8.4120	5.8051	6.1723	10.0273	5.2567	14.6180	12.4949	11.9774	73.5819
	S	131.332	72.154	106.024	84.371	65.677	60.118	105.369	79.632	103.174	71.600	112.843	72.529	90.582	91.764	88.065
7	T	3.6683	7.1744	8.1930	5.3570	9.2572	4.1183	8.4370	5.6883	6.1860	9.8467	5.3205	14.6142	12.5553	11.8743	73.2467
	S	127.691	73.937	107.270	84.384	65.698	59.601	105.057	81.267	102.945	72.913	111.490	72.548	90.147	92.560	88.468
8	T			12.9949	9.4082	9.4051	4.1095	8.4156	5.8726	6.2251			18.8133	12.5251	12.0977	281.5076
	S			67.631	48.048	64.665	59.729	105.324	78.717	102.298			56.355	90.364	90.851	23.019
9	T	3.6600	7.0663	8.2081	5.3969	9.0969	3.9699	8.3122	5.7628	6.2623	9.8223	5.3308	14.4938	12.2821	12.0251	72.8885
	S	127.981	75.068	107.073	83.760	66.856	61.829	106.634	80.217	101.691	73.094	111.274	73.150	92.152	91.400	88.903
10	T	3.6197	7.2246	8.1659	5.3100	9.0940	4.0826	8.3658	5.7588	6.1601	9.8351	5.3144	14.4040	12.4484	11.9189	72.9310
	S	129.406	73.423	107.626	85.131	66.877	60.122	105.951	80.272	103.378	72.999	111.618	73.606	90.921	92.214	88.851
11	T	3.6021	7.4450	8.1779	5.2704	9.1843	4.9856	9.1166	5.7067	6.2225	9.8728	5.2996	14.4547	14.1022	11.9292	74.8835
	S	130.038	71.250	107.468	85.771	66.220	49.233	97.225	81.005	102.341	72.720	111.930	73.348	80.258	92.135	86.534
12	T	3.6517	7.0682	8.1595	5.2398	9.3483	4.0700	8.4159	5.6929	6.1623	9.7766	5.3304	14.5881	12.4859	11.8552	72.9156
	S	128.272	75.048	107.710	86.272	65.058	60.308	105.320	81.202	103.341	73.436	111.283	72.678	90.648	92.710	88.870
13	T	3.6305	7.3535	8.2343	5.4084	9.2146	4.0922	8.3966	5.7370	6.2672	10.1867	5.2781	14.6230	12.4888	12.0042	73.7991
	S	129.021	72.136	106.732	83.582	66.002	59.981	105.562	80.577	101.611	70.480	112.385	72.504	90.627	91.559	87.806

Event: Cooper Tires USF2000 GP of St Petersburg

Round 1 / 2

Track: St Petersburg Street Circuit

1.8 mile(s)



Report: Section Data Report

USF2000

Session: Qualifications - Race 1

March 9, 2018

Section Data for Car 19 - Baron, Alex

Lap	T/S	PI to PO	PO to SF	SF to PI
1	T		78.5435	
	S		73.448	
2	T			
	S			
3	T			
	S			
4	T			
	S			
5	T			
	S			
6	T			
	S			
7	T			71.4295
	S			82.414
8	T	205.7531	77.5576	
	S	5.188	74.382	
9	T			
	S			
10	T			
	S			
11	T			
	S			
12	T			
	S			
13	T			71.5695
	S			82.253

Event: Cooper Tires USF2000 GP of St Petersburg
Track: St Petersburg Street Circuit
Report: Section Data Report
Session: Qualifications - Race 1

Round 1 / 2
1.8 mile(s)
USF2000
March 9, 2018



Section Data for Car 21 - Ming, Calvin

Lap	T/SF to I1	I1 to I2	I2 to I3	I3 to I4A	I4A to I4	I4 to I5A	I5A to I5	I5 to I6A	I6A to I6	I6 to I7	I7 to SF	I3 to I4	I4 to I5	I5 to I6	Lap	
1	T	3.8395	7.9686	9.2055	6.2768	10.0483	4.4808	8.7352	6.4141	6.8545	11.1057	5.4275	16.3251	13.2160	13.2686	80.3565
	S	121.997	66.568	95.472	72.018	60.526	54.779	101.470	72.071	92.905	64.647	109.292	64.945	85.640	82.834	80.641
2	T	3.7336	7.5726	8.7745	5.8639	9.9487	4.2774	8.4468	6.2681	6.4638	10.4146	5.3629	15.8126	12.7242	12.7319	77.1269
	S	125.458	70.049	100.161	77.090	61.132	57.384	104.935	73.750	98.521	68.937	110.608	67.050	88.950	86.326	84.017
3	T	3.6481	7.2881	8.3582	5.6464	9.4069	4.2611	8.4741	5.8289	6.1975	10.1794	5.3270	15.0533	12.7352	12.0264	74.6157
	S	128.398	72.784	105.150	80.059	64.653	57.604	104.597	79.307	102.754	70.530	111.354	70.432	88.873	91.390	86.845
4	T	3.6345	7.3992	8.2609	5.5062	9.3767	4.6997	8.4740	6.0689	6.3083	10.0635	5.3051	14.8829	13.1737	12.3772	75.0970
	S	128.879	71.691	106.388	82.098	64.861	52.228	104.598	76.171	100.949	71.342	111.814	71.238	85.915	88.800	86.288
5	T	3.6516	7.3690	8.2309	5.3970	9.3147	4.1563	8.3591	5.6927	6.1871	10.0751	5.3261	14.7117	12.5154	11.8798	73.7596
	S	128.275	71.985	106.776	83.759	65.293	59.056	106.036	81.204	102.927	71.260	111.373	72.067	90.434	92.518	87.853
6	T	3.6365	7.1516	8.1897	5.3820	9.4123	4.4829	8.6944	5.7518	6.2061	9.8705	5.3043	14.7943	13.1773	11.9579	74.0821
	S	128.808	74.173	107.313	83.992	64.616	54.754	101.946	80.370	102.612	72.737	111.830	71.665	85.892	91.913	87.471
7	T	3.6402	7.1688	8.1701	5.3764	9.3311	4.1382	8.3976	5.6445	6.1531	10.0436	5.2996	14.7075	12.5358	11.7976	73.3632
	S	128.677	73.995	107.571	84.080	65.178	59.314	105.550	81.898	103.496	71.484	111.930	72.088	90.287	93.162	88.328
8	T			8.6330	5.6934	9.4328	4.1971	8.3922	5.8800	6.4973			15.1262	12.5893	12.3773	195.8893
	S			101.803	79.398	64.475	58.482	105.618	78.618	98.013			70.092	89.903	88.799	33.080
9	T	3.6525	7.2295	8.4141	5.3760	9.2326	4.1428	8.3981	5.7369	6.1910	9.9777	5.3089	14.6086	12.5409	11.9279	73.6601
	S	128.243	73.374	104.451	84.086	65.873	59.248	105.543	80.579	102.862	71.956	111.733	72.576	90.250	92.145	87.972
10	T	3.6384	7.2393	8.2975	5.3865	9.3487	4.0839	8.3935	5.6877	6.1564	9.9257	5.3079	14.7352	12.4774	11.8441	73.4655
	S	128.740	73.274	105.919	83.922	65.055	60.103	105.601	81.276	103.440	72.333	111.755	71.952	90.709	92.796	88.205
11	T	3.6314	7.2437	8.2971	5.4623	9.3372	4.1684	8.3988	5.7086	6.1855	9.8435	5.3071	14.7995	12.5672	11.8941	73.5836
	S	128.989	73.230	105.924	82.757	65.135	58.885	105.535	80.978	102.953	72.937	111.771	71.639	90.061	92.406	88.063
12	T	3.6398	7.1483	8.7603	5.6335	9.2273	4.1121	8.4115	5.6002	6.1636	9.8550	5.3079	14.8608	12.5236	11.7638	73.8595
	S	128.691	74.207	100.323	80.242	65.911	59.691	105.375	82.546	103.319	72.852	111.755	71.344	90.375	93.430	87.734
13	T	3.6518	7.3835	8.2100	5.4106	9.2985	4.1096	8.3591	5.5304	6.1802	9.9234	5.3285	14.7091	12.4687	11.7106	73.3856
	S	128.268	71.843	107.048	83.548	65.406	59.727	106.036	83.588	103.042	72.350	111.322	72.080	90.773	93.854	88.301
14	T	3.6521	7.0825	8.3776	5.2844	9.3794	4.1407	8.4142	5.6327	6.2040	9.9266	5.3131	14.6638	12.5549	11.8367	73.4073
	S	128.257	74.897	104.906	85.543	64.842	59.279	105.341	82.069	102.646	72.326	111.645	72.302	90.150	92.855	88.275

Event: Cooper Tires USF2000 GP of St Petersburg

Round 1 / 2

Track: St Petersburg Street Circuit

1.8 mile(s)



Report: Section Data Report

USF2000

Session: Qualifications - Race 1

March 9, 2018

Section Data for Car 21 - Ming, Calvin

Lap	T/SPI to PO	PO to SF	SF to PI
1	T	79.7653	
	S	72.323	
2	T		
	S		
3	T		
	S		
4	T		
	S		
5	T		
	S		
6	T		
	S		
7	T		70.1415
	S		83.928
8	T	130.3508	68.7036
	S	8.189	83.967
9	T		
	S		
10	T		
	S		
11	T		
	S		
12	T		
	S		
13	T		
	S		
14	T		70.4365
	S		83.576

Event: Cooper Tires USF2000 GP of St Petersburg
 Track: St Petersburg Street Circuit
 Report: Section Data Report
 Session: Qualifications - Race 1

Round 1 / 2
 1.8 mile(s)
 USF2000
 March 9, 2018



Section Data for Car 22 - Kohl, Lucas

Lap	T/SF to I1	I1 to I2	I2 to I3	I3 to I4A	I4A to I4	I4 to I5A	I5A to I5	I5 to I6A	I6A to I6	I6 to I7	I7 to SF	I3 to I4	I4 to I5	I5 to I6	Lap	
1	T	3.8034	7.9508	9.1034	6.4659	10.0002	4.4510	9.0234	6.6582	6.3295	10.9984	5.3790	16.4661	13.4744	12.9877	80.1632
	S	123.155	66.717	96.542	69.912	60.817	55.146	98.229	69.429	100.611	65.278	110.277	64.388	83.998	84.626	80.835
2	T	3.8586	7.7497	8.6970	5.9513	10.2721	4.1466	8.3984	6.0011	6.2185	10.4936	5.3377	16.2234	12.5450	12.2196	77.1246
	S	121.394	68.448	101.054	75.957	59.207	59.194	105.540	77.031	102.407	68.418	111.131	65.352	90.221	89.945	84.020
3	T	3.6483	7.4278	8.3107	5.6562	9.2846	4.0707	8.3863	5.8711	6.1951	10.1584	5.3210	14.9408	12.4570	12.0662	74.3302
	S	128.391	71.415	105.751	79.920	65.504	60.298	105.692	78.737	102.794	70.676	111.479	70.962	90.858	91.088	87.179
4	T	3.6222	7.3677	8.1108	5.6816	10.0833	4.3617	8.4034	5.7639	6.1879	10.1018	5.2996	15.7649	12.7651	11.9518	74.9839
	S	129.316	71.997	108.357	79.563	60.316	56.275	105.477	80.201	102.913	71.072	111.930	67.252	88.665	91.960	86.419
5	T	3.6321	7.4561	8.1095	5.5156	9.1669	4.0539	8.3950	5.6526	6.1704	10.1364	5.3073	14.6825	12.4489	11.8230	73.5958
	S	128.964	71.144	108.375	81.958	66.345	60.548	105.582	81.781	103.205	70.829	111.767	72.210	90.917	92.962	88.049
6	T	3.6199	7.2485	8.1341	5.4040	9.2087	4.6932	8.5432	5.9751	6.2276	9.9720	5.3049	14.6127	13.2364	12.2027	74.3312
	S	129.398	73.181	108.047	83.650	66.044	52.300	103.751	77.367	102.257	71.997	111.818	72.555	85.508	90.069	87.177
7	T	3.6378	7.2980	8.1092	5.3459	9.1477	4.0253	8.3427	5.7774	6.1809	10.1304	5.3101	14.4936	12.3680	11.9583	73.3054
	S	128.762	72.685	108.379	84.559	66.485	60.978	106.244	80.014	103.030	70.871	111.708	73.151	91.512	91.910	88.397
8	T			9.0466	6.4615	10.9812	4.2528	8.4060	5.9280	6.1994			17.4427	12.6588	12.1274	204.3838
	S			97.149	69.960	55.384	57.716	105.444	77.981	102.723			60.783	89.410	90.629	31.705
9	T	3.6452	7.3281	8.2768	5.5908	9.3139	4.3997	14.9382	7.4606	6.5061	10.0190	5.3094	14.9047	19.3379	13.9667	82.7878
	S	128.500	72.386	106.184	80.855	65.298	55.789	59.335	61.962	97.880	71.659	111.723	71.134	58.528	78.694	78.272
10	T	3.6385	7.2732	8.2152	5.5999	9.2879	4.0665	8.3754	5.7839	6.1625	9.9989	5.2887	14.8878	12.4419	11.9464	73.6906
	S	128.737	72.933	106.980	80.724	65.481	60.360	105.829	79.924	103.338	71.803	112.160	71.215	90.968	92.002	87.935
11	T	3.6130	7.4071	8.2116	5.4848	9.1324	4.0710	8.3703	5.7171	6.1303	9.9512	5.2858	14.6172	12.4413	11.8474	73.3746
	S	129.645	71.614	107.027	82.418	66.596	60.293	105.894	80.858	103.880	72.148	112.222	72.533	90.973	92.771	88.314
12	T	3.6077	7.3117	8.1156	5.3916	9.1315	4.1078	8.3694	5.6761	6.1137	9.9256	5.2983	14.5231	12.4772	11.7898	73.0490
	S	129.836	72.549	108.293	83.843	66.603	59.753	105.905	81.442	104.162	72.334	111.957	73.003	90.711	93.224	88.708
13	T	3.6066	16.4261	9.3039	5.6006	9.3150	4.2779	8.5089	5.6670	6.1879	9.9342	5.2839	14.9156	12.7868	11.8549	84.1120
	S	129.876	32.293	94.462	80.714	65.291	57.377	104.169	81.573	102.913	72.271	112.262	71.082	88.515	92.712	77.040
14	T	3.6173	7.4060	8.1273	5.4157	9.1555	4.1121	8.3116	5.7713	6.1576	9.9234	5.2880	14.5712	12.4237	11.9289	73.2858
	S	129.491	71.625	108.137	83.469	66.428	59.691	106.642	80.099	103.420	72.350	112.175	72.762	91.102	92.137	88.421

Event: Cooper Tires USF2000 GP of St Petersburg

Round 1 / 2

Track: St Petersburg Street Circuit

1.8 mile(s)



Report: Section Data Report

USF2000

Session: Qualifications - Race 1

March 9, 2018

Section Data for Car 22 - Kohl, Lucas

Lap	T/S	PI to PO	PO to SF	SF to PI
1	T		78.1073	
	S		73.858	
2	T			
	S			
3	T			
	S			
4	T			
	S			
5	T			
	S			
6	T			
	S			
7	T			69.9305
	S			84.181
8	T	136.1215	71.5251	
	S	7.841	80.655	
9	T			
	S			
10	T			
	S			
11	T			
	S			
12	T			
	S			
13	T			
	S			
14	T			71.4144
	S			82.432

Event: Cooper Tires USF2000 GP of St Petersburg
Track: St Petersburg Street Circuit
Report: Section Data Report
Session: Qualifications - Race 1

Round 1 / 2
1.8 mile(s)
USF2000
March 9, 2018



Section Data for Car 23 - Lindh, Rasmus (R)

Lap	T/SF to I1	I1 to I2	I2 to I3	I3 to I4A	I4A to I4	I4 to I5A	I5A to I5	I5 to I6A	I6A to I6	I6 to I7	I7 to SF	I3 to I4	I4 to I5	I5 to I6	Lap	
1	T	3.8050	7.7518	8.7929	5.9469	9.8300	4.2419	8.4725	6.0314	6.2629	10.7321	5.4644	15.7769	12.7144	12.2943	77.3318
	S	123.104	68.430	99.952	76.014	61.870	57.864	104.617	76.644	101.681	66.898	108.554	67.201	89.019	89.398	83.795
2	T	3.6878	7.3185	8.3346	5.4310	9.5359	4.1471	8.4314	5.7863	6.2381	9.9872	5.3751	14.9669	12.5785	12.0244	74.2730
	S	127.016	72.481	105.448	83.234	63.778	59.187	105.127	79.891	102.085	71.887	110.357	70.838	89.980	91.405	87.246
3	T	3.6765	7.2066	8.3223	5.2244	9.6256	4.1691	8.4058	5.7369	6.2174	9.9743	5.3351	14.8500	12.5749	11.9543	73.8940
	S	127.406	73.607	105.603	86.526	63.184	58.875	105.447	80.579	102.425	71.980	111.185	71.396	90.006	91.941	87.693
4	T	3.6512	7.3542	8.3480	5.3123	9.4135	4.0707	8.3630	5.7874	6.2556	10.1545	5.3067	14.7258	12.4337	12.0430	74.0171
	S	128.289	72.129	105.278	85.094	64.607	60.298	105.986	79.876	101.800	70.703	111.780	71.998	91.028	91.264	87.547
5	T	3.6696	7.2512	8.2494	5.3129	9.3161	4.0645	8.3772	5.7698	6.1809	10.0485	5.3314	14.6290	12.4417	11.9507	73.5715
	S	127.646	73.154	106.537	85.085	65.283	60.390	105.807	80.119	103.030	71.449	111.262	72.474	90.970	91.969	88.078
6	T	3.6665	7.2663	8.2346	5.3534	9.3216	4.0453	8.3557	5.6363	6.1825	10.0115	5.3478	14.6750	12.4010	11.8188	73.4215
	S	127.754	73.002	106.728	84.441	65.244	60.676	106.079	82.017	103.003	71.713	110.921	72.247	91.268	92.995	88.258
7	T	3.6579	7.3087	11.8948	6.9664	11.8138	4.9749	10.6790	7.3656	7.6399	10.0153	5.3594	18.7802	15.6539	15.0055	87.6757
	S	128.054	72.579	73.886	64.889	51.481	49.339	83.001	62.761	83.354	71.686	110.681	56.455	72.303	73.246	73.909
8	T			8.7125	5.7826	9.5145	4.0980	8.3941	5.8300	6.2474			15.2971	12.4921	12.0774	189.0573
	S			100.874	78.173	63.922	59.896	105.594	79.292	101.933			69.309	90.603	91.004	34.275
9	T	3.6629	7.5984	9.1155	5.7239	9.4766	4.0366	8.4078	5.7409	6.1944	10.0630	5.3224	15.2005	12.4444	11.9353	75.3424
	S	127.879	69.811	96.414	78.975	64.177	60.807	105.422	80.523	102.805	71.346	111.450	69.749	90.950	92.087	86.007
10	T	3.6870	7.2220	8.3079	5.3314	9.2560	3.9840	8.3592	5.7090	6.1637	10.1699	5.3588	14.5874	12.3432	11.8727	73.5489
	S	127.043	73.450	105.786	84.789	65.707	61.610	106.035	80.973	103.318	70.596	110.693	72.681	91.696	92.573	88.105
11	T	3.6524	7.1553	8.2291	5.2873	9.4958	4.0742	8.3556	5.8749	6.3042	9.9940	5.3107	14.7831	12.4298	12.1791	73.7335
	S	128.247	74.134	106.799	85.496	64.047	60.246	106.080	78.686	101.015	71.839	111.696	71.719	91.057	90.244	87.884
12	T	3.6783	7.2342	8.2305	5.3218	9.3103	4.0350	8.4005	5.5904	6.1622	10.1503	5.3240	14.6321	12.4355	11.7526	73.4375
	S	127.344	73.326	106.781	84.942	65.324	60.831	105.513	82.690	103.343	70.732	111.417	72.459	91.015	93.519	88.238
13	T	3.6578	7.2154	8.2192	5.3348	9.4248	4.1492	8.3966	5.6118	6.1785	10.0940	5.2971	14.7596	12.5458	11.7903	73.5792
	S	128.058	73.517	106.928	84.735	64.530	59.157	105.562	82.375	103.070	71.127	111.982	71.833	90.215	93.220	88.068

Event: Cooper Tires USF2000 GP of St Petersburg

Round 1 / 2

Track: St Petersburg Street Circuit

1.8 mile(s)



Report: Section Data Report

USF2000

Session: Qualifications - Race 1

March 9, 2018

Section Data for Car 23 - Lindh, Rasmus (R)

Lap	T/SPI to PO	PO to SF	SF to PI
1	T	76.4518	
	S	75.458	
2	T		
	S		
3	T		
	S		
4	T		
	S		
5	T		
	S		
6	T		
	S		
7	T		84.8875
	S		69.348
8	T	122.7674	69.0888
	S	8.694	83.499
9	T		
	S		
10	T		
	S		
11	T		
	S		
12	T		
	S		
13	T		71.8449
	S		81.938

Event: Cooper Tires USF2000 GP of St Petersburg
Track: St Petersburg Street Circuit
Report: Section Data Report
Session: Qualifications - Race 1

Round 1 / 2
1.8 mile(s)
USF2000
March 9, 2018



Section Data for Car 24 - Frederick, Kaylen

Lap	T/SF to I1	I1 to I2	I2 to I3	I3 to I4A	I4A to I4	I4 to I5A	I5A to I5	I5 to I6A	I6A to I6	I6 to I7	I7 to SF	I3 to I4	I4 to I5	I5 to I6	Lap	
1	T	3.7354	7.7722	9.1134	6.3821	10.2896	4.5570	8.6213	6.0294	6.3202	11.1110	5.4325	16.6717	13.1783	12.3496	79.3641
	S	125.397	68.250	96.436	70.830	59.106	53.863	102.811	76.670	100.759	64.617	109.191	63.594	85.885	88.998	81.649
2	T	3.7035	7.5551	9.1067	5.7803	9.5332	4.2128	8.4098	6.1439	6.2700	10.5924	5.3871	15.3135	12.6226	12.4139	76.6948
	S	126.477	70.211	96.507	78.204	63.796	58.264	105.397	75.241	101.566	67.780	110.112	69.235	89.666	88.537	84.491
3	T	3.6810	7.3834	8.2040	5.3728	9.3968	4.1436	8.4342	5.6811	6.1718	10.0503	5.3429	14.7696	12.5778	11.8529	73.8619
	S	127.251	71.844	107.126	84.136	64.722	59.237	105.092	81.370	103.182	71.436	111.022	71.784	89.985	92.728	87.731
4	T	3.7422	7.4688	8.7102	5.8864	11.1110	5.8422	15.7364	14.4780	7.2756	9.9452	5.2809	16.9974	21.5786	21.7536	95.4769
	S	125.169	71.023	100.901	76.795	54.737	42.014	56.326	31.929	87.528	72.191	112.326	62.376	52.451	50.525	67.870
5	T	3.6640	7.2989	8.1775	5.4357	9.3229	4.1299	8.4123	5.7329	6.1635	10.1396	5.3181	14.7586	12.5422	11.8964	73.7953
	S	127.841	72.676	107.473	83.162	65.235	59.434	105.365	80.635	103.321	70.807	111.540	71.838	90.241	92.389	87.810
6	T	3.6402	7.1414	8.1306	5.1625	9.2216	4.1166	8.4142	5.7717	6.2582	9.8882	5.3099	14.3841	12.5308	12.0299	73.0551
	S	128.677	74.279	108.093	87.563	65.952	59.626	105.341	80.093	101.757	72.607	111.712	73.708	90.323	91.363	88.700
7	T	3.6360	7.1861	8.1518	5.1653	9.6698	4.3568	8.4922	7.4768	9.2439	9.8666	5.3164	14.8351	12.8490	16.7207	78.5617
	S	128.825	73.817	107.812	87.516	62.895	56.338	104.374	61.828	68.891	72.766	111.576	71.467	88.086	65.732	82.483
8	T			8.4832	5.7174	9.4584	4.1733	8.4612	5.8990	6.3540			15.1758	12.6345	12.2530	174.2018
	S			103.600	79.065	64.301	58.815	104.756	78.365	100.223			69.863	89.582	89.700	37.198
9	T	3.6580	7.1820	8.2039	5.2996	9.1871	4.0262	8.3925	5.5674	6.1632	9.9080	5.3289	14.4867	12.4187	11.7306	72.9168
	S	128.051	73.859	107.128	85.298	66.200	60.964	105.614	83.032	103.326	72.462	111.314	73.186	91.138	93.694	88.868
10	T	3.6333	7.0999	8.2271	5.2339	9.2389	4.1133	8.3628	5.6521	6.1746	9.8698	5.3031	14.4728	12.4761	11.8267	72.9088
	S	128.921	74.713	106.825	86.369	65.828	59.673	105.989	81.788	103.135	72.743	111.856	73.257	90.719	92.933	88.878
11	T	3.6294	7.0350	8.1672	5.7441	9.2522	4.0582	8.4090	5.5842	6.1783	9.9145	5.3068	14.9963	12.4672	11.7625	73.2789
	S	129.060	75.402	107.609	78.697	65.734	60.484	105.407	82.782	103.073	72.415	111.778	70.699	90.784	93.440	88.429
12	T	3.6288	7.0512	8.1792	5.1970	9.3213	4.1441	8.4378	5.5529	6.1647	9.8842	5.3052	14.5183	12.5819	11.7176	72.8664
	S	129.081	75.229	107.451	86.982	65.246	59.230	105.047	83.249	103.301	72.637	111.811	73.027	89.956	93.798	88.930
13	T	3.6434	6.9794	8.1949	5.1625	9.2473	4.0607	8.3579	5.7527	6.2449	9.8283	5.3297	14.4098	12.4186	11.9976	72.8017
	S	128.564	76.003	107.245	87.563	65.769	60.446	106.051	80.358	101.974	73.050	111.297	73.577	91.139	91.609	89.009
14	T	3.6241	6.9921	8.2144	5.3107	9.2076	4.0564	8.3409	5.5760	6.1637	9.9043	5.2972	14.5183	12.3973	11.7397	72.6874
	S	129.248	75.865	106.991	85.120	66.052	60.510	106.267	82.904	103.318	72.489	111.980	73.027	91.296	93.622	89.149

Event: Cooper Tires USF2000 GP of St Petersburg

Round 1 / 2

Track: St Petersburg Street Circuit

1.8 mile(s)



Report: Section Data Report

USF2000

Session: Qualifications - Race 1

March 9, 2018

Section Data for Car 24 - Frederick, Kaylen

Lap	T/S	PI to PO	PO to SF	SF to PI
1	T		79.2199	
	S		72.821	
2	T			
	S			
3	T			
	S			
4	T			
	S			
5	T			
	S			
6	T			
	S			
7	T			77.9784
	S			75.493
8	T	106.2453	68.5937	
	S	10.046	84.102	
9	T			
	S			
10	T			
	S			
11	T			
	S			
12	T			
	S			
13	T			
	S			
14	T			70.1764
	S			83.886

Event: Cooper Tires USF2000 GP of St Petersburg
Track: St Petersburg Street Circuit
Report: Section Data Report
Session: Qualifications - Race 1

Round 1 / 2
1.8 mile(s)
USF2000
March 9, 2018



Section Data for Car 27 - Kaminsky, Colin

Lap	T/SF to I1	I1 to I2	I2 to I3	I3 to I4A	I4A to I4	I4 to I5A	I5A to I5	I5 to I6A	I6A to I6	I6 to I7	I7 to SF	I3 to I4	I4 to I5	I5 to I6	Lap	
1	T	3.8753	7.9341	9.0159	5.7221	10.0289	4.3230	8.5648	6.3779	6.3305	11.1688	5.4908	15.7510	12.8878	12.7084	78.8321
	S	120.870	66.858	97.479	79.000	60.643	56.779	103.489	72.480	100.595	64.282	108.032	67.312	87.821	86.485	82.200
2	T	3.7614	7.5409	8.4262	5.4489	9.5337	4.1806	8.4800	6.1226	6.2748	10.3917	5.3839	14.9826	12.6606	12.3974	75.5447
	S	124.531	70.344	104.301	82.961	63.793	58.713	104.524	75.503	101.488	69.089	110.177	70.764	89.397	88.655	85.777
3	T	3.7186	7.5323	8.2754	5.3831	9.4987	4.1342	8.4844	6.0405	6.2595	10.0994	5.3514	14.8818	12.6186	12.3000	74.7775
	S	125.964	70.424	106.202	83.975	64.028	59.372	104.470	76.529	101.736	71.089	110.846	71.243	89.694	89.357	86.657
4	T	3.6885	7.3227	8.2202	5.3065	9.4414	4.2009	8.3915	6.2239	6.1912	10.0664	5.3394	14.7479	12.5924	12.4151	74.3926
	S	126.992	72.440	106.915	85.187	64.416	58.429	105.626	74.274	102.859	71.322	111.095	71.890	89.881	88.529	87.105
5	T	3.6400	7.5458	8.3510	5.3928	9.3101	4.1188	8.4212	5.8979	6.1646	10.3915	5.2921	14.7029	12.5400	12.0625	74.5258
	S	128.684	70.298	105.241	83.824	65.325	59.594	105.254	78.379	103.302	69.091	112.088	72.110	90.257	91.116	86.950
6	T	3.6679	7.3406	8.2323	5.3950	9.3588	4.0767	8.3826	5.9505	6.2264	10.0456	5.3157	14.7538	12.4593	12.1769	73.9921
	S	127.705	72.263	106.758	83.790	64.985	60.209	105.739	77.686	102.277	71.470	111.591	71.861	90.841	90.260	87.577
7	T	3.6863	7.3775	8.3510	5.6674	10.1289	4.8635	8.8185	6.4696	6.4075	10.1239	5.2968	15.7963	13.6820	12.8771	77.1909
	S	127.068	71.902	105.241	79.762	60.044	50.469	100.512	71.453	99.386	70.917	111.989	67.119	82.723	85.352	83.948
8	T			8.5629	5.7285	9.5123	4.2154	9.2168	6.4688	6.2039			15.2408	13.4322	12.6727	178.2197
	S			102.636	78.912	63.936	58.228	96.168	71.462	102.648			69.565	84.262	86.729	36.360
9	T	3.6464	7.4128	8.5394	5.2592	9.3877	4.1220	8.3706	6.0124	6.2065	10.0235	5.3288	14.6469	12.4926	12.2189	74.3093
	S	128.458	71.559	102.919	85.953	64.785	59.547	105.890	76.887	102.605	71.627	111.316	72.386	90.599	89.950	87.203
10	T	3.7063	7.3098	8.1916	5.3654	9.3670	4.0161	8.3797	5.7527	6.1654	10.0366	5.3167	14.7324	12.3958	11.9181	73.6073
	S	126.382	72.568	107.288	84.252	64.928	61.118	105.775	80.358	103.289	71.534	111.570	71.966	91.307	92.220	88.035
11	T	3.6592	7.2372	8.1686	5.2310	9.2781	4.0448	8.3598	5.9556	6.1829	9.9755	5.3179	14.5091	12.4046	12.1385	73.4106
	S	128.009	73.296	107.590	86.417	65.550	60.684	106.027	77.620	102.997	71.972	111.544	73.073	91.242	90.546	88.271
12	T	3.6414	7.1963	8.1625	5.3678	9.2700	3.9829	8.2701	5.9764	6.1574	9.9524	5.2926	14.6378	12.2530	12.1338	73.2698
	S	128.634	73.712	107.671	84.214	65.608	61.627	107.177	77.350	103.423	72.139	112.078	72.431	92.371	90.581	88.440
13	T	3.6559	7.2411	8.1728	5.4590	9.2962	4.0152	8.3400	5.8934	6.1442	10.0945	5.3479	14.7552	12.3552	12.0376	73.6602
	S	128.124	73.256	107.535	82.807	65.423	61.131	106.279	78.439	103.645	71.123	110.919	71.854	91.607	91.305	87.972
14	T	3.6267	7.1187	8.2162	5.3807	9.3975	4.1215	8.3874	6.3381	6.2940	9.9142	5.2984	14.7782	12.5089	12.6321	74.0934
	S	129.156	74.516	106.967	84.012	64.717	59.555	105.678	72.936	101.179	72.417	111.955	71.743	90.481	87.008	87.457

Event: Cooper Tires USF2000 GP of St Petersburg

Round 1 / 2

Track: St Petersburg Street Circuit

1.8 mile(s)



Report: Section Data Report

USF2000

Session: Qualifications - Race 1

March 9, 2018

Section Data for Car 27 - Kaminsky, Colin

Lap	T/S	PI to PO	PO to SF	SF to PI
1	T		76.6017	
	S		75.310	
2	T			
	S			
3	T			
	S			
4	T			
	S			
5	T			
	S			
6	T			
	S			
7	T			76.6909
	S			76.760
8	T	108.6193	70.0320	
	S	9.827	82.375	
9	T			
	S			
10	T			
	S			
11	T			
	S			
12	T			
	S			
13	T			
	S			
14	T			72.0222
	S			81.736

Event: Cooper Tires USF2000 GP of St Petersburg
Track: St Petersburg Street Circuit
Report: Section Data Report
Session: Qualifications - Race 1

Round 1 / 2
1.8 mile(s)
USF2000
March 9, 2018



Section Data for Car 28 - Caroline, Jamie (R)

Lap	T/SF to I1	I1 to I2	I2 to I3	I3 to I4A	I4A to I4	I4 to I5A	I5A to I5	I5 to I6A	I6A to I6	I6 to I7	I7 to SF	I3 to I4	I4 to I5	I5 to I6	Lap	
1	T	4.1712	7.6923	8.5043	6.1668	9.5582	4.0862	8.3384	5.9344	6.2365	11.0596	5.8857	15.7250	12.4246	12.1709	77.6336
	S	112.296	68.959	103.343	73.303	63.629	60.069	106.299	77.897	102.111	64.917	100.784	67.423	91.095	90.305	83.469
2	T	3.7899	7.3154	8.1681	5.4871	9.1954	4.0344	8.3835	5.7054	6.1588	10.4164	5.4482	14.6825	12.4179	11.8642	74.1026
	S	123.594	72.512	107.597	82.383	66.140	60.840	105.727	81.024	103.400	68.925	108.877	72.210	91.144	92.639	87.446
3	T	3.7792	7.3624	8.1962	5.5970	9.3258	4.0281	8.4336	5.6985	6.2042	9.9857	5.3312	14.9228	12.4617	11.9027	73.9419
	S	123.944	72.049	107.228	80.766	65.215	60.936	105.099	81.122	102.643	71.898	111.266	71.047	90.824	92.340	87.636
4	T	3.7123	7.2030	8.1577	5.3364	9.0369	3.9421	8.3781	5.6279	6.1782	9.9529	5.3668	14.3733	12.3202	11.8061	72.8923
	S	126.178	73.644	107.734	84.710	67.300	62.265	105.795	82.139	103.075	72.135	110.528	73.764	91.867	93.095	88.898
5	T	3.7153	7.3095	8.2142	5.3700	9.5430	9.4909	27.9403	13.7943	17.9437	9.9305	5.3771	14.9130	37.4312	31.7380	118.6288
	S	126.076	72.571	106.993	84.180	63.731	25.862	31.723	33.512	35.490	72.298	110.316	71.094	30.237	34.630	54.624

Event: Cooper Tires USF2000 GP of St Petersburg

Round 1 / 2

Track: St Petersburg Street Circuit

1.8 mile(s)



Report: Section Data Report

USF2000

Session: Qualifications - Race 1

March 9, 2018

Section Data for Car 28 - Caroline, Jamie (R)

Lap	T/SPO to SF	SF to PI
1	T	134.5822
	S	42.865
2	T	
	S	
3	T	
	S	
4	T	
	S	
5	T	127.1237
	S	46.308

Event: Cooper Tires USF2000 GP of St Petersburg

Round 1 / 2

Track: St Petersburg Street Circuit

1.8 mile(s)



Report: Section Data Report

USF2000

Session: Qualifications - Race 1

March 9, 2018

Section Data for Car 29 - McDonough, Russell (R)

Lap	T/SF to I1	I1 to I2	I2 to I3	I3 to I4A	I4A to I4	I4 to I5A	I5A to I5	I5 to I6A	I6A to I6	I6 to I7	I7 to SF	I3 to I4	I4 to I5	I5 to I6	Lap	
1	T			10.8632	6.6306	11.1496	4.9335	9.4063	7.9406	7.4537			17.7802	14.3398	15.3943	176.8147
	S			80.903	68.176	54.547	49.753	94.231	58.216	85.437			59.630	78.928	71.396	36.649
2	T	3.8320	7.7698	10.0717	6.4802	10.0158	4.4050	8.5738	6.3977	6.6098	11.4364	5.4527	16.4960	12.9788	13.0075	81.0449
	S	122.236	68.271	87.261	69.758	60.722	55.722	103.380	72.256	96.345	62.778	108.787	64.272	87.205	84.497	79.956
3	T	3.7560	8.0247	8.6415	5.6602	9.5549	4.2300	8.4935	6.3019	7.1499	10.4592	5.4345	15.2151	12.7235	13.4518	77.7063
	S	124.710	66.103	101.703	79.864	63.651	58.027	104.358	73.355	89.067	68.643	109.151	69.683	88.955	81.706	83.391

Event: Cooper Tires USF2000 GP of St Petersburg

Round 1 / 2

Track: St Petersburg Street Circuit

1.8 mile(s)



Report: Section Data Report

USF2000

Session: Qualifications - Race 1

March 9, 2018

Section Data for Car 29 - McDonough, Russell (R)

Lap	T/SPI to PO	PO to SF	SF to PI
1	T	97.1062	80.5853
	S	10.992	71.587
2	T		
	S		
3	T		75.8414
	S		77.620

Event: Cooper Tires USF2000 GP of St Petersburg
 Track: St Petersburg Street Circuit
 Report: Section Data Report
 Session: Qualifications - Race 1

Round 1 / 2
 1.8 mile(s)
 USF2000
 March 9, 2018



Section Data for Car 30 - Donegan, Keith (R)

Lap	T/SF to I1	I1 to I2	I2 to I3	I3 to I4A	I4A to I4	I4 to I5A	I5A to I5	I5 to I6A	I6A to I6	I6 to I7	I7 to SF	I3 to I4	I4 to I5	I5 to I6	Lap	
1	T	3.8961	7.9907	9.1861	6.0360	10.1980	4.4303	8.6373	6.6488	6.3492	11.2248	5.4862	16.2340	13.0676	12.9980	80.0835
	S	120.225	66.384	95.673	74.892	59.637	55.404	102.620	69.527	100.299	63.961	108.123	65.309	86.613	84.558	80.916
2	T	3.8206	7.7565	8.8054	5.7146	9.9276	4.2971	9.9834	7.3544	9.7007	10.6117	5.3980	15.6422	14.2805	17.0551	83.3700
	S	122.601	68.388	99.810	79.104	61.262	57.121	88.784	62.857	65.647	67.657	109.889	67.780	79.256	64.444	77.726
3	T	3.7798	7.5787	8.7996	5.5832	9.6899	4.2506	8.5156	6.1066	6.3147	11.8707	5.4237	15.2731	12.7662	12.4213	77.9131
	S	123.924	69.993	99.875	80.965	62.765	57.746	104.087	75.701	100.847	60.481	109.368	69.418	88.657	88.484	83.170
4	T	3.7091	7.3770	8.8663	6.3023	11.7226	5.1991	9.3664	7.3699	6.4732	10.0475	5.3915	18.0249	14.5655	13.8431	81.8249
	S	126.286	71.907	99.124	71.727	51.881	47.211	94.632	62.724	98.378	71.456	110.022	58.820	77.705	79.396	79.193
5	T	3.7273	7.4807	8.7130	5.4718	9.5616	4.1653	8.4992	5.9466	6.2987	10.5488	5.3884	15.0334	12.6645	12.2453	75.8014
	S	125.670	70.910	100.868	82.614	63.607	58.928	104.288	77.737	101.103	68.060	110.085	70.525	89.369	89.756	85.487
6	T	3.6960	7.5189	8.4139	5.3835	9.4513	4.1075	8.4752	6.0401	6.3344	10.1842	5.3764	14.8348	12.5827	12.3745	74.9814
	S	126.734	70.549	104.454	83.969	64.349	59.758	104.583	76.534	100.533	70.497	110.331	71.469	89.950	88.819	86.421
7	T	4.1098	9.1277	10.0970	6.4834	11.4438	5.4054	11.4971	7.8542	8.2713	10.4355	5.3237	17.9272	16.9025	16.1255	90.0489
	S	113.974	58.115	87.042	69.724	53.145	45.409	77.095	58.857	76.991	68.799	111.423	59.141	66.962	68.159	71.961
8	T			9.5983	5.8229	9.8918	4.4533	8.8224	6.9572	6.4137			15.7147	13.2757	13.3709	172.0443
	S			91.565	77.632	61.483	55.117	100.467	66.445	99.290			67.467	85.255	82.200	37.665
9	T	3.7256	7.4933	8.4742	5.3825	9.4666	4.1653	8.4516	5.8057	6.3002	10.2682	5.3987	14.8491	12.6169	12.1059	74.9319
	S	125.727	70.791	103.711	83.984	64.245	58.928	104.875	79.624	101.079	69.920	109.875	71.400	89.707	90.790	86.479
10	T	3.6951	7.4035	8.3357	5.4794	9.4610	4.1309	8.4628	5.7663	6.2750	10.0123	5.3599	14.9404	12.5937	12.0413	74.3819
	S	126.765	71.649	105.434	82.499	64.283	59.419	104.736	80.168	101.485	71.707	110.670	70.964	89.872	91.277	87.118
11	T	3.7032	7.3326	8.3601	5.3004	9.3032	4.0708	8.4647	5.8333	6.2620	9.9421	5.3811	14.6036	12.5355	12.0953	73.9535
	S	126.488	72.342	105.126	85.285	65.373	60.296	104.713	79.247	101.696	72.214	110.234	72.600	90.289	90.869	87.623
12	T	3.6914	7.4716	8.5043	5.2709	9.3735	4.0729	8.4601	5.8209	6.2039	9.9666	5.3779	14.6444	12.5330	12.0248	74.2140
	S	126.892	70.996	103.343	85.762	64.883	60.265	104.770	79.416	102.648	72.036	110.300	72.398	90.307	91.402	87.315
13	T	3.6873	7.3041	8.5780	5.3511	9.2662	4.2033	8.4891	5.8377	6.2399	10.0456	5.3511	14.6173	12.6924	12.0776	74.3534
	S	127.033	72.624	102.456	84.477	65.634	58.396	104.412	79.187	102.056	71.470	110.852	72.532	89.173	91.002	87.151
14	T	3.6784	7.3162	8.4514	5.4435	9.4308	4.1111	8.3859	5.9996	6.2420	10.2392	5.3580	14.8743	12.4970	12.2416	74.6561
	S	127.340	72.504	103.990	83.043	64.489	59.705	105.697	77.051	102.021	70.118	110.710	71.279	90.567	89.783	86.798

Event: Cooper Tires USF2000 GP of St Petersburg

Round 1 / 2

Track: St Petersburg Street Circuit

1.8 mile(s)



Report: Section Data Report

USF2000

Session: Qualifications - Race 1

March 9, 2018

Section Data for Car 30 - Donegan, Keith (R)

Lap	T/SPI to PO	PO to SF	SF to PI
1	T	81.5205	
	S	70.766	
2	T		
	S		
3	T		
	S		
4	T		
	S		
5	T		
	S		
6	T		
	S		
7	T		88.4330
	S		66.568
8	T	101.5890	71.9789
	S	10.507	80.147
9	T		
	S		
10	T		
	S		
11	T		
	S		
12	T		
	S		
13	T		
	S		
14	T		73.4187
	S		80.181

Event: Cooper Tires USF2000 GP of St Petersburg
Track: St Petersburg Street Circuit
Report: Section Data Report
Session: Qualifications - Race 1

Round 1 / 2
1.8 mile(s)
USF2000
March 9, 2018



Section Data for Car 31 - Cook, Sabre (R)

Lap	T/SF to I1	I1 to I2	I2 to I3	I3 to I4A	I4A to I4	I4 to I5A	I5A to I5	I5 to I6A	I6A to I6	I6 to I7	I7 to SF	I3 to I4	I4 to I5	I5 to I6	Lap	
1	T	4.1925	8.2997	9.3923	6.1081	10.0740	4.3875	8.6173	6.3471	6.4585	11.4763	5.8999	16.1821	13.0048	12.8056	81.2532
	S	111.725	63.912	93.573	74.008	60.371	55.944	102.859	72.832	98.602	62.560	100.541	65.519	87.031	85.829	79.751
2	T	3.7563	7.8695	9.0602	5.8408	9.9213	4.3224	8.5495	6.0941	6.5374	10.6661	5.4200	15.7621	12.8719	12.6315	78.0376
	S	124.700	67.406	97.003	77.394	61.301	56.787	103.674	75.856	97.412	67.312	109.443	67.264	87.929	87.012	83.037
3	T	3.7826	7.8876	8.9305	5.8685	9.8572	4.2820	8.5297	6.0525	6.3481	10.6656	5.4051	15.7257	12.8117	12.4006	77.6094
	S	123.833	67.252	98.411	77.029	61.699	57.322	103.915	76.377	100.316	67.315	109.745	67.420	88.343	88.632	83.495
4	T	3.7912	7.7981	9.3586	5.8990	9.8530	4.3616	8.5768	6.1305	6.5262	10.7069	5.3781	15.7520	12.9384	12.6567	78.3800
	S	123.552	68.024	93.910	76.631	61.726	56.276	103.344	75.405	97.579	67.055	110.296	67.307	87.477	86.839	82.674
5	T	3.7568	7.7967	8.8810	5.7862	9.7429	4.3311	8.5398	6.3956	6.3866	10.7170	5.4194	15.5291	12.8709	12.7822	77.7531
	S	124.683	68.036	98.960	78.125	62.423	56.673	103.792	72.280	99.712	66.992	109.455	68.274	87.936	85.986	83.341
6	T	3.7158	7.6991	8.9468	5.7906	9.8072	4.2519	8.5051	6.4992	6.5651	10.5568	5.3913	15.5978	12.7570	13.0643	77.7289
	S	126.059	68.898	98.232	78.065	62.014	57.728	104.216	71.128	97.001	68.009	110.026	67.973	88.721	84.129	83.367
7	T	3.7711	7.7671	8.7455	5.6576	9.9313	4.3627	8.5543	6.2163	7.2428	10.7308	5.3750	15.5889	12.9170	13.4591	78.3545
	S	124.210	68.295	100.493	79.901	61.239	56.262	103.616	74.365	87.924	66.906	110.359	68.012	87.622	81.662	82.701
8	T			10.6368	6.1365	9.8404	4.2526	8.5768	6.1843	6.4296			15.9769	12.8294	12.6139	199.8048
	S			82.625	73.665	61.805	57.719	103.344	74.749	99.045			66.360	88.221	87.133	32.432
9	T	3.7575	7.6188	8.8932	5.7866	9.9579	4.4671	9.1201	6.2371	6.4065	10.4380	5.4068	15.7445	13.5872	12.6436	78.0896
	S	124.660	69.624	98.824	78.119	61.075	54.947	97.188	74.117	99.402	68.783	109.710	67.340	83.300	86.929	82.982
10	T	3.7226	8.1739	8.7994	5.7151	9.6476	4.1618	8.5525	6.0140	6.3733	10.4335	5.4036	15.3627	12.7143	12.3873	76.9973
	S	125.828	64.896	99.878	79.097	63.040	58.978	103.638	76.866	99.920	68.812	109.775	69.013	89.019	88.727	84.159
11	T	3.8289	7.6481	8.6283	5.5726	9.5487	4.1724	8.4998	5.9730	6.3321	10.2869	5.3936	15.1213	12.6722	12.3051	75.8844
	S	122.335	69.358	101.858	81.119	63.693	58.828	104.281	77.394	100.570	69.793	109.979	70.115	89.315	89.320	85.393
12	T	3.7749	7.5311	8.4901	5.5496	9.4936	4.1458	8.4635	5.9555	6.3612	10.3035	5.3985	15.0432	12.6093	12.3167	75.4673
	S	124.085	70.435	103.516	81.456	64.062	59.206	104.728	77.621	100.110	69.681	109.879	70.479	89.761	89.236	85.865
13	T	3.7421	7.5320	8.5290	5.6318	9.5188	4.1769	8.4927	6.0359	6.3813	10.2370	5.3839	15.1506	12.6696	12.4172	75.6614
	S	125.173	70.427	103.044	80.267	63.893	58.765	104.368	76.587	99.794	70.133	110.177	69.979	89.333	88.514	85.645

Event: Cooper Tires USF2000 GP of St Petersburg

Round 1 / 2

Track: St Petersburg Street Circuit

1.8 mile(s)



Report: Section Data Report

USF2000

Session: Qualifications - Race 1

March 9, 2018

Section Data for Car 31 - Cook, Sabre (R)

Lap	T/SPI to PO	PO to SF	SF to PI
1	T	80.8171	
	S	71.382	
2	T		
	S		
3	T		
	S		
4	T		
	S		
5	T		
	S		
6	T		
	S		
7	T		77.0339
	S		76.419
8	T	126.9238	73.9406
	S	8.419	78.020
9	T		
	S		
10	T		
	S		
11	T		
	S		
12	T		
	S		
13	T		74.8759
	S		78.621

Event: Cooper Tires USF2000 GP of St Petersburg
Track: St Petersburg Street Circuit
Report: Section Data Report
Session: Qualifications - Race 1

Round 1 / 2
1.8 mile(s)
USF2000
March 9, 2018



Section Data for Car 36 - Keane, Darren

Lap	T/SF to I1	I1 to I2	I2 to I3	I3 to I4A	I4A to I4	I4 to I5A	I5A to I5	I5 to I6A	I6A to I6	I6 to I7	I7 to SF	I3 to I4	I4 to I5	I5 to I6	Lap	
1	T	3.7840	7.8913	9.1570	6.0552	9.8036	4.4002	8.5468	6.1283	6.3370	11.1924	5.5099	15.8588	12.9470	12.4653	78.8057
	S	123.787	67.220	95.977	74.654	62.037	55.783	103.707	75.432	100.492	64.147	107.657	66.854	87.419	88.172	82.228
2	T	3.7277	7.2273	8.5739	5.6034	9.4337	4.1713	8.5147	6.0359	6.3432	10.1526	5.4096	15.0371	12.6860	12.3791	75.1933
	S	125.656	73.396	102.505	80.673	64.469	58.844	104.098	76.587	100.394	70.716	109.654	70.507	89.218	88.786	86.178
3	T	3.6896	7.3008	8.6054	5.5638	9.3114	4.1800	8.5096	5.9489	6.2871	9.9371	5.3643	14.8752	12.6896	12.2360	74.6980
	S	126.954	72.657	102.129	81.248	65.316	58.721	104.160	77.707	101.290	72.250	110.580	71.275	89.193	89.824	86.749
4	T	3.6860	7.0826	8.3341	5.4963	9.2222	4.1012	8.4474	5.7916	6.2732	9.8592	5.3413	14.7185	12.5486	12.0648	73.6351
	S	127.078	74.895	105.454	82.245	65.948	59.849	104.927	79.818	101.514	72.821	111.056	72.034	90.195	91.099	88.002
5	T	3.6934	7.0398	8.2632	5.5297	9.1408	4.1372	8.5040	5.7181	6.2310	9.9007	5.3633	14.6705	12.6412	11.9491	73.5212
	S	126.823	75.351	106.359	81.749	66.535	59.329	104.229	80.844	102.202	72.516	110.600	72.269	89.534	91.981	88.138
6	T	3.6951	6.9896	8.3019	5.4406	9.1485	4.1657	8.5010	5.7882	6.2608	9.9219	5.3567	14.5891	12.6667	12.0490	73.5700
	S	126.765	75.892	105.863	83.087	66.479	58.923	104.266	79.865	101.715	72.361	110.736	72.673	89.354	91.218	88.079
7	T	3.9359	8.1626	12.2122	7.3115	12.3610	5.2704	11.6758	7.3759	8.3438	9.8641	5.3640	19.6725	16.9462	15.7197	91.8772
	S	119.009	64.986	71.966	61.827	49.202	46.572	75.915	62.673	76.322	72.785	110.586	53.894	66.789	69.918	70.529
8	T			10.1187	6.8057	9.5749	4.2661	12.0020	7.7796	7.3478			16.3806	16.2681	15.1274	206.7773
	S			86.855	66.422	63.518	57.536	73.851	59.421	86.668			64.725	69.573	72.656	31.338
9	T	5.7087	8.1368	12.1072	7.5517	11.8749	4.3424	8.5151	6.0188	6.3706	11.1444	9.4714	19.4266	12.8575	12.3894	91.2420
	S	82.052	65.192	72.590	59.860	51.216	56.525	104.093	76.805	99.962	64.423	62.629	54.576	88.028	88.712	71.020
10	T	3.6871	7.0447	8.3070	5.3993	9.1287	4.0928	8.4748	5.6748	6.1958	9.9186	5.3681	14.5280	12.5676	11.8706	73.2917
	S	127.040	75.298	105.798	83.723	66.623	59.972	104.588	81.461	102.782	72.385	110.501	72.978	90.058	92.589	88.414
11	T	3.6821	6.9802	8.2881	5.2579	9.2614	4.0908	8.4522	5.8686	6.2571	9.8299	5.3606	14.5193	12.5430	12.1257	73.3289
	S	127.212	75.994	106.039	85.975	65.668	60.002	104.868	78.771	101.775	73.038	110.656	73.022	90.235	90.641	88.369
12	T	3.7209	7.0279	8.2637	5.2765	9.0955	4.0533	8.4875	5.6808	6.2132	9.8812	5.3667	14.3720	12.5408	11.8940	73.0672
	S	125.886	75.478	106.352	85.671	66.866	60.557	104.432	81.375	102.494	72.659	110.530	73.770	90.251	92.407	88.685
13	T	3.6757	6.9666	8.2894	5.2218	9.2424	4.0668	8.4338	5.6689	6.1677	9.8843	5.3471	14.4642	12.5006	11.8366	72.9645
	S	127.434	76.143	106.023	86.569	65.803	60.356	105.097	81.545	103.251	72.636	110.935	73.300	90.541	92.855	88.810

Event: Cooper Tires USF2000 GP of St Petersburg

Round 1 / 2

Track: St Petersburg Street Circuit

1.8 mile(s)



Report: Section Data Report

USF2000

Session: Qualifications - Race 1

March 9, 2018

Section Data for Car 36 - Keane, Darren

Lap	T/SPI to PO	PO to SF	SF to PI
1	T	81.3253	
	S	70.936	
2	T		
	S		
3	T		
	S		
4	T		
	S		
5	T		
	S		
6	T		
	S		
7	T		90.4939
	S		65.052
8	T	126.9956	86.5527
	S	8.405	66.651
9	T		
	S		
10	T		
	S		
11	T		
	S		
12	T		
	S		
13	T		72.1969
	S		81.538

Event: Cooper Tires USF2000 GP of St Petersburg
Track: St Petersburg Street Circuit
Report: Section Data Report
Session: Qualifications - Race 1

Round 1 / 2
1.8 mile(s)
USF2000
March 9, 2018



Section Data for Car 37 - Osborne, David (R)

Lap	T/SF to I1	I1 to I2	I2 to I3	I3 to I4A	I4A to I4	I4 to I5A	I5A to I5	I5 to I6A	I6A to I6	I6 to I7	I7 to SF	I3 to I4	I4 to I5	I5 to I6	Lap	
1	T	4.0430	8.1524	9.5733	6.0686	10.2606	4.6025	9.0210	6.5099	6.5180	11.1903	5.7220	16.3292	13.6235	13.0279	81.6616
	S	115.857	65.067	91.804	74.489	59.274	53.331	98.256	71.011	97.701	64.159	103.667	64.928	83.078	84.364	79.352
2	T	3.7944	7.6708	8.9495	5.6898	9.9826	4.3908	8.7114	6.1511	6.4361	10.5400	5.4388	15.6724	13.1022	12.5872	77.7553
	S	123.447	69.152	98.203	79.448	60.924	55.902	101.748	75.153	98.945	68.117	109.065	67.649	86.384	87.318	83.338
3	T	3.7457	7.4587	8.9913	6.7037	10.2672	4.5302	9.5556	7.6666	7.5958	10.2730	5.3907	16.9709	14.0858	15.2624	82.1785
	S	125.052	71.119	97.746	67.432	59.235	54.182	92.759	60.297	83.838	69.888	110.038	62.473	80.352	72.013	78.853
4	T	4.2301	7.5659	9.1100	5.7765	9.8099	4.3584	8.6711	6.2094	6.4303	11.9731	8.0867	15.5864	13.0295	12.6397	82.2214
	S	110.732	70.111	96.472	78.256	61.997	56.318	102.220	74.447	99.034	59.964	73.353	68.023	86.866	86.955	78.812
5	T	3.7470	7.4482	8.9829	5.6603	9.5693	4.3419	10.1348	6.8231	6.5083	11.0564	5.4438	15.2296	14.4767	13.3314	79.7160
	S	125.009	71.219	97.837	79.862	63.556	56.532	87.457	67.751	97.847	64.936	108.965	69.616	78.182	82.444	81.289
6	T	3.7307	7.3659	8.7844	5.7761	10.1788	4.8045	10.9693	7.3769	8.0810	10.2790	5.3885	15.9549	15.7738	15.4579	82.7351
	S	125.555	72.015	100.048	78.261	59.750	51.088	80.804	62.665	78.804	69.847	110.083	66.452	71.753	71.102	78.322
7	T			9.9905	6.3482	10.1236	4.4631	8.8635	6.2850	6.4703			16.4718	13.3266	12.7553	211.5305
	S			87.970	71.208	60.076	54.996	100.002	73.552	98.422			64.366	84.929	86.167	30.634
8	T	3.7581	7.3950	8.8770	5.7683	9.7190	4.2935	8.6977	5.9998	6.3570	10.1611	5.3961	15.4873	12.9912	12.3568	76.4226
	S	124.640	71.732	99.005	78.367	62.577	57.169	101.908	77.048	100.176	70.657	109.928	68.458	87.122	88.946	84.792
9	T	3.7032	8.1126	9.7355	6.1173	9.6354	4.2794	8.6259	6.0121	6.3243	10.2809	5.3640	15.7527	12.9053	12.3364	78.1906
	S	126.488	65.387	90.274	73.896	63.120	57.357	102.756	76.890	100.694	69.834	110.586	67.304	87.702	89.093	82.874
10	T	3.6707	7.2686	8.9093	5.5893	9.5630	4.2465	8.5542	5.9593	6.2993	10.0543	5.3510	15.1523	12.8007	12.2586	75.4655
	S	127.608	72.979	98.646	80.877	63.597	57.802	103.617	77.572	101.093	71.408	110.854	69.971	88.418	89.659	85.867
11	T	3.7056	7.2300	8.5624	5.4992	9.4343	4.2174	8.4541	5.8861	6.2726	10.1474	5.3634	14.9335	12.6715	12.1587	74.7725
	S	126.406	73.369	102.642	82.202	64.465	58.200	104.844	78.536	101.524	70.753	110.598	70.997	89.320	90.395	86.663
12	T	3.6812	7.2613	8.6445	5.5868	9.4242	4.2888	8.5088	6.6941	8.4234	10.0492	5.3274	15.0110	12.7976	15.1175	77.8897
	S	127.244	73.052	101.667	80.913	64.534	57.232	104.170	69.057	75.601	71.444	111.345	70.630	88.440	72.703	83.195

Event: Cooper Tires USF2000 GP of St Petersburg

Round 1 / 2

Track: St Petersburg Street Circuit

1.8 mile(s)



Report: Section Data Report

USF2000

Session: Qualifications - Race 1

March 9, 2018

Section Data for Car 37 - Osborne, David (R)

Lap	T/SPI to PO	PO to SF	SF to PI
1	T	84.2440	
	S	68.478	
2	T		
	S		
3	T		
	S		
4	T		
	S		
5	T		
	S		
6	T		80.2554
	S		73.351
7	T	140.0267	73.8732
	S	7.623	78.091
8	T		
	S		
9	T		
	S		
10	T		
	S		
11	T		
	S		
12	T		76.2212
	S		77.233

Event: Cooper Tires USF2000 GP of St Petersburg
 Track: St Petersburg Street Circuit
 Report: Section Data Report
 Session: Qualifications - Race 1

Round 1 / 2
 1.8 mile(s)
 USF2000
 March 9, 2018



Section Data for Car 38 - DeLuzuriaga, Oscar (R)

Lap	T/SF to I1	I1 to I2	I2 to I3	I3 to I4A	I4A to I4	I4 to I5A	I5A to I5	I5 to I6A	I6A to I6	I6 to I7	I7 to SF	I3 to I4	I4 to I5	I5 to I6	Lap	
1	T	3.9655	8.5479	10.1771	7.9798	11.3733	4.9682	12.1403	7.4132	7.0092	11.8803	5.6100	19.3531	17.1085	14.4224	91.0648
	S	118.121	62.057	86.357	56.649	53.475	49.405	73.010	62.358	90.855	60.432	105.737	54.783	66.155	76.207	71.158
2	T	4.0517	8.0021	9.2725	6.4245	10.2320	4.4315	8.7018	6.5693	6.7014	10.9894	5.5016	16.6565	13.1333	13.2707	80.8778
	S	115.608	66.289	94.782	70.363	59.439	55.389	101.860	70.369	95.028	65.332	107.820	63.652	86.179	82.821	80.121
3	T	3.8605	8.2226	9.2201	6.2494	9.8806	4.3087	8.9116	6.7409	7.5347	11.5829	5.4599	16.1300	13.2203	14.2756	81.9719
	S	121.334	64.512	95.320	72.334	61.553	56.967	99.462	68.577	84.518	61.984	108.643	65.730	85.612	76.991	79.051
4	T	3.7893	7.6636	8.8121	6.0184	9.9863	4.5867	8.6267	6.5194	6.4082	10.8353	5.4713	16.0047	13.2134	12.9276	78.7173
	S	123.614	69.217	99.734	75.111	60.902	53.514	102.747	70.907	99.376	66.261	108.417	66.245	85.657	85.019	82.320
5	T	3.7658	7.6323	8.5885	6.0156	9.9236	4.3204	8.7868	6.6875	6.5997	10.2606	5.4300	15.9392	13.1072	13.2872	78.0108
	S	124.385	69.501	102.330	75.146	61.286	56.813	100.874	69.125	96.492	69.972	109.242	66.517	86.351	82.718	83.065
6	T	3.7994	8.7528	8.9495	6.3238	11.9680	5.4461	11.9247	7.4975	8.3287	10.5175	5.4371	18.2918	17.3708	15.8262	88.9451
	S	123.285	60.604	98.203	71.483	50.817	45.070	74.330	61.657	76.461	68.263	109.099	57.962	65.156	69.448	72.854
7	T			10.0870	6.3080	10.6322	4.6758	8.7841	6.7413	6.5176			16.9402	13.4599	13.2589	195.9601
	S			87.128	71.662	57.202	52.495	100.905	68.573	97.707			62.586	84.088	82.895	33.068
8	T	3.8043	7.6309	8.9725	5.9466	9.9811	4.3813	8.6388	6.4845	6.8266	10.3897	5.4424	15.9277	13.0201	13.3111	78.4987
	S	123.126	69.514	97.951	76.017	60.933	56.023	102.603	71.289	93.285	69.103	108.993	66.565	86.929	82.570	82.549
9	T	3.7805	7.5212	8.9816	5.7189	9.9171	4.4049	8.6281	6.1584	6.3323	10.6853	5.4411	15.6360	13.0330	12.4907	77.5694
	S	123.901	70.528	97.852	79.044	61.327	55.723	102.730	75.064	100.567	67.191	109.019	67.807	86.842	87.993	83.538
10	T	3.7300	7.3542	9.1239	5.9081	9.7752	4.3089	8.6445	6.0495	6.4114	10.1711	5.4221	15.6833	12.9534	12.4609	76.8989
	S	125.579	72.129	96.325	76.513	62.217	56.965	102.535	76.415	99.326	70.588	109.401	67.602	87.376	88.203	84.266
11	T	3.7424	7.4672	8.5543	5.7780	9.8639	4.2653	8.5759	6.1832	6.3934	10.6529	5.3713	15.6419	12.8412	12.5766	76.8478
	S	125.163	71.038	102.739	78.236	61.657	57.547	103.355	74.763	99.606	67.395	110.435	67.781	88.140	87.392	84.323
12	T	3.7327	7.3688	8.6963	5.8335	9.6114	4.2666	8.5619	6.0581	6.4354	10.2159	5.4016	15.4449	12.8285	12.4935	76.1822
	S	125.488	71.987	101.062	77.491	63.277	57.529	103.524	76.307	98.955	70.278	109.816	68.646	88.227	87.973	85.059

Event: Cooper Tires USF2000 GP of St Petersburg

Round 1 / 2

Track: St Petersburg Street Circuit

1.8 mile(s)



Report: Section Data Report

USF2000

Session: Qualifications - Race 1

March 9, 2018

Section Data for Car 38 - DeLuzuriaga, Oscar (R)

Lap	T/SPI to PO	PO to SF	SF to PI
1	T	88.5646	
	S	65.137	
2	T		
	S		
3	T		
	S		
4	T		
	S		
5	T		
	S		
6	T		86.2493
	S		68.254
7	T	123.3198	75.2136
	S	8.655	76.700
8	T		
	S		
9	T		
	S		
10	T		
	S		
11	T		
	S		
12	T		73.1724
	S		80.451

Event: Cooper Tires USF2000 GP of St Petersburg
 Track: St Petersburg Street Circuit
 Report: Section Data Report
 Session: Qualifications - Race 1

Round 1 / 2
 1.8 mile(s)
 USF2000
 March 9, 2018



Section Data for Car 51 - d'Orlando, Michael (R)

Lap	T/SF to I1	I1 to I2	I2 to I3	I3 to I4A	I4A to I4	I4 to I5A	I5A to I5	I5 to I6A	I6A to I6	I6 to I7	I7 to SF	I3 to I4	I4 to I5	I5 to I6	Lap	
1	T	4.4379	8.1870	9.4569	6.2398	10.0061	4.3098	8.7412	6.2037	6.4254	11.3902	6.2049	16.2459	13.0510	12.6291	81.6029
	S	105.547	64.792	92.934	72.446	60.781	56.953	101.401	74.516	99.110	63.033	95.599	65.261	86.723	87.028	79.409
2	T	3.8479	7.8170	8.8488	5.8401	9.5985	4.2150	8.4851	6.4144	6.4488	10.5407	5.4177	15.4386	12.7001	12.8632	77.4740
	S	121.731	67.859	99.320	77.404	63.362	58.234	104.461	72.068	98.750	68.113	109.490	68.674	89.119	85.445	83.641
3	T	3.7297	7.9541	8.4973	5.8203	9.4269	4.1870	8.4588	5.7742	6.2189	10.7147	5.4397	15.2472	12.6458	11.9931	76.2216
	S	125.589	66.689	103.429	77.667	64.516	58.623	104.786	80.058	102.400	67.006	109.047	69.536	89.502	91.644	85.015
4	T	3.6928	7.5353	8.9884	6.4873	9.9524	4.5428	8.6980	6.5710	6.3952	10.3251	5.3809	16.4397	13.2408	12.9662	78.5692
	S	126.844	70.396	97.778	69.682	61.109	54.032	101.904	70.350	99.578	69.535	110.238	64.492	85.480	84.766	82.475
5	T	3.6919	7.3873	8.2360	5.7133	9.2900	4.2443	8.4831	5.7919	6.1736	10.3350	5.3756	15.0033	12.7274	11.9655	74.7220
	S	126.875	71.806	106.710	79.122	65.466	57.832	104.486	79.814	103.152	69.468	110.347	70.666	88.928	91.855	86.721
6	T	3.6929	7.4500	8.2843	5.9317	9.5402	4.2031	8.5735	6.3902	6.3824	10.1343	5.3198	15.4719	12.7766	12.7726	75.9024
	S	126.840	71.202	106.088	76.208	63.749	58.398	103.384	72.341	99.777	70.844	111.505	68.526	88.585	86.051	85.373
7	T	3.6904	7.5099	8.4773	5.8889	9.9488	4.3544	9.3609	7.4659	8.4388	10.5037	5.3610	15.8377	13.7153	15.9047	81.0000
	S	126.926	70.634	103.673	76.762	61.131	56.369	94.688	61.918	75.463	68.353	110.648	66.943	82.522	69.105	80.000
8	T			9.3063	6.3871	9.7060	4.3018	8.5125	5.9126	6.2770	15.3351		16.0931	12.8143	12.1896	228.6120
	S			94.437	70.775	62.660	57.059	104.125	78.184	101.453	46.818		65.881	88.325	90.166	28.345
9	T	3.7338	7.4933	8.3273	5.6761	9.3185	4.1230	8.4263	5.7312	6.1568	10.4080	5.3464	14.9946	12.5493	11.8880	74.7407
	S	125.451	70.791	105.540	79.640	65.266	59.533	105.190	80.659	103.433	68.981	110.950	70.707	90.190	92.454	86.700
10	T	3.7164	7.3410	8.1967	35.3163	9.9015	4.4257	8.5322	6.1175	6.3891	10.1868	5.3321	45.2178	12.9579	12.5066	105.4553
	S	126.038	72.259	107.222	12.800	61.423	55.461	103.885	75.566	99.673	70.479	111.247	23.447	87.346	87.881	61.448
11	T	3.6905	7.6666	8.4709	6.0072	9.2861	4.0511	8.3781	5.7988	6.2020	10.3246	5.3532	15.2933	12.4292	12.0008	75.2291
	S	126.923	69.190	103.751	75.251	65.494	60.590	105.795	79.719	102.679	69.538	110.809	69.326	91.061	91.585	86.137
12	T	3.7216	7.5636	8.9696	5.6996	9.3828	4.1037	8.4588	6.0466	6.2296	10.3153	5.3526	15.0824	12.5625	12.2762	75.8438
	S	125.862	70.133	97.982	79.312	64.819	59.813	104.786	76.452	102.225	69.601	110.821	70.296	90.095	89.530	85.439
13	T	3.6553	7.4820	8.2903	5.9596	9.3832	4.1173	8.3999	5.8426	6.2622	10.1877	5.3282	15.3428	12.5172	12.1048	74.9083
	S	128.145	70.897	106.011	75.852	64.816	59.615	105.521	79.121	101.692	70.473	111.329	69.103	90.421	90.798	86.506
14	T										13.6180					
	S										52.721					

Event: Cooper Tires USF2000 GP of St Petersburg

Round 1 / 2

Track: St Petersburg Street Circuit

1.8 mile(s)



Report: Section Data Report

USF2000

Session: Qualifications - Race 1

March 9, 2018

Section Data for Car 51 - d'Orlando, Michael (R)

Lap	T/SPI to PO	PO to SF	SF to PI
1	T	81.0058	
	S	71.215	
2	T		
	S		
3	T		
	S		
4	T		
	S		
5	T		
	S		
6	T		
	S		
7	T		80.4724
	S		73.153
8	T	158.0599	70.9694
	S	6.753	81.287
9	T		
	S		
10	T		
	S		
11	T		
	S		
12	T		
	S		
13	T		73.0124
	S		80.628
14	T		
	S		

Event: Cooper Tires USF2000 GP of St Petersburg
 Track: St Petersburg Street Circuit
 Report: Section Data Report
 Session: Qualifications - Race 1

Round 1 / 2
 1.8 mile(s)
 USF2000
 March 9, 2018



Section Data for Car 8 - Kirkwood, Kyle (R)

Lap	T/SF to I1	I1 to I2	I2 to I3	I3 to I4A	I4A to I4	I4 to I5A	I5A to I5	I5 to I6A	I6A to I6	I6 to I7	I7 to SF	I3 to I4	I4 to I5	I5 to I6	Lap	
1	T	3.8146	8.0050	9.0832	6.6558	11.2240	4.6863	9.3400	6.4098	6.2861	11.0650	5.4202	17.8798	14.0263	12.6959	81.9900
	S	122.794	66.265	96.757	67.918	54.186	52.377	94.900	72.120	101.306	64.885	109.439	59.297	80.693	86.571	79.034
2	T	3.6834	7.4975	8.4287	5.4717	9.8457	4.1793	8.4605	5.8945	6.3078	10.1883	5.3650	15.3174	12.6398	12.2023	75.3224
	S	127.168	70.751	104.270	82.615	61.771	58.731	104.765	78.424	100.957	70.469	110.565	69.217	89.544	90.072	86.030
3	T	3.7907	8.0089	8.5555	5.3947	9.8350	4.1894	8.4539	5.8708	6.2014	10.4228	5.3816	15.2297	12.6433	12.0722	76.1047
	S	123.568	66.233	102.725	83.794	61.839	58.589	104.847	78.741	102.689	68.883	110.224	69.616	89.519	91.043	85.146
4	T	3.6506	7.1170	8.1794	5.3037	9.3883	4.1699	8.3302	6.1923	6.3210	9.8921	5.3151	14.6920	12.5001	12.5133	73.8596
	S	128.310	74.533	107.448	85.232	64.781	58.863	106.404	74.653	100.746	72.579	111.603	72.164	90.545	87.834	87.734
5	T	3.6908	7.4297	8.1632	5.4593	9.3557	4.1495	8.3446	5.7431	6.1194	9.8931	5.2666	14.8150	12.4941	11.8625	73.6150
	S	126.913	71.396	107.662	82.803	65.007	59.153	106.220	80.492	104.065	72.571	112.631	71.564	90.588	92.653	88.026
6	T	4.1368	7.6763	8.3843	5.5352	9.3030	4.1636	8.4977	5.7704	6.1679	9.8672	5.3469	14.8382	12.6613	11.9383	74.8493
	S	113.230	69.103	104.823	81.667	65.375	58.952	104.306	80.111	103.247	72.762	110.939	71.453	89.392	92.064	86.574
7	T	3.6372	7.0696	8.1119	5.3352	9.2625	4.0730	8.3492	5.7307	6.1297	9.8457	5.2929	14.5977	12.4222	11.8604	72.8376
	S	128.783	75.033	108.343	84.729	65.661	60.264	106.162	80.666	103.891	72.921	112.071	72.630	91.113	92.669	88.965
8	T			8.6370	5.8138	10.0379	4.1573	10.0375	6.0654	6.1876			15.8517	14.1948	12.2530	264.8041
	S			101.756	77.754	60.589	59.042	88.305	76.215	102.918			66.884	79.735	89.700	24.471
9	T	3.6598	7.3483	8.2151	5.2767	9.3481	4.1019	8.3665	5.7911	6.1551	9.7994	5.3070	14.6248	12.4684	11.9462	73.3690
	S	127.988	72.187	106.981	85.668	65.059	59.839	105.942	79.825	103.462	73.265	111.773	72.495	90.775	92.003	88.321
10	T	3.6636	7.1199	8.1453	5.3471	9.2030	4.0676	8.3414	5.6895	6.1517	9.8815	5.3061	14.5501	12.4090	11.8412	72.9167
	S	127.855	74.503	107.898	84.540	66.085	60.344	106.261	81.250	103.519	72.656	111.792	72.867	91.209	92.819	88.869
11	T	3.6413	7.1589	8.1687	5.2594	9.3347	4.0403	8.3721	5.7546	6.1727	9.7928	5.2998	14.5941	12.4124	11.9273	72.9953
	S	128.638	74.097	107.589	85.950	65.153	60.752	105.871	80.331	103.167	73.315	111.925	72.648	91.184	92.149	88.773
12	T	3.6401	7.2182	8.1357	5.3138	9.2317	4.0723	8.3423	5.6699	6.1717	9.8188	5.2949	14.5455	12.4146	11.8416	72.9094
	S	128.680	73.488	108.026	85.070	65.880	60.274	106.249	81.531	103.184	73.120	112.029	72.890	91.168	92.816	88.877
13	T	3.6459	7.0612	8.1197	5.2401	9.2645	4.0748	8.3427	5.6060	6.1813	9.7736	5.3033	14.5046	12.4175	11.7873	72.6131
	S	128.476	75.122	108.238	86.267	65.646	60.237	106.244	82.460	103.023	73.459	111.851	73.096	91.147	93.244	89.240

Event: Cooper Tires USF2000 GP of St Petersburg

Round 1 / 2

Track: St Petersburg Street Circuit

1.8 mile(s)



Report: Section Data Report

USF2000

Session: Qualifications - Race 1

March 9, 2018

Section Data for Car 8 - Kirkwood, Kyle (R)

Lap	T/SPI to PO	PO to SF	SF to PI
1	T	75.8482	
	S	76.058	
2	T		
	S		
3	T		
	S		
4	T		
	S		
5	T		
	S		
6	T		
	S		
7	T		70.3615
	S		83.665
8	T	196.8830	70.3650
	S	5.421	81.985
9	T		
	S		
10	T		
	S		
11	T		
	S		
12	T		
	S		
13	T		70.0488
	S		84.039

Event: Cooper Tires USF2000 GP of St Petersburg
 Track: St Petersburg Street Circuit
 Report: Section Data Report
 Session: Qualifications - Race 1

Round 1 / 2
 1.8 mile(s)
 USF2000
 March 9, 2018



Section Data for Car 80 - Van der Watt, Julian (R)

Lap	T/SF to I1	I1 to I2	I2 to I3	I3 to I4A	I4A to I4	I4 to I5A	I5A to I5	I5 to I6A	I6A to I6	I6 to I7	I7 to SF	I3 to I4	I4 to I5	I5 to I6	Lap	
1	T	3.7486	7.7224	9.0137	7.0185	10.9890	5.5300	9.0726	6.1295	6.2762	10.7016	5.4169	18.0075	14.6026	12.4057	81.6190
	S	124.956	68.690	97.503	64.408	55.345	44.386	97.697	75.418	101.466	67.089	109.506	58.877	77.508	88.596	79.393
2	T	3.6706	7.9969	8.3935	5.5347	9.7377	4.6364	8.5983	5.7837	6.2925	10.3528	5.3776	15.2724	13.2347	12.0762	76.3747
	S	127.611	66.333	104.708	81.675	62.456	52.941	103.086	79.927	101.203	69.349	110.306	69.421	85.519	91.013	84.845
3	T	3.6824	7.3402	8.2735	5.3445	9.4848	4.2123	8.3344	6.0954	6.2726	10.2838	5.3454	14.8293	12.5467	12.3680	74.6693
	S	127.202	72.267	106.226	84.581	64.122	58.271	106.350	75.840	101.524	69.814	110.971	71.495	90.208	88.866	86.783
4	T	3.6707	7.2022	8.2214	5.2953	9.2810	4.0493	8.3647	6.1142	6.2802	10.1071	5.3234	14.5763	12.4140	12.3944	73.9095
	S	127.608	73.652	106.900	85.367	65.530	60.617	105.965	75.606	101.401	71.035	111.429	72.736	91.173	88.676	87.675
5	T	3.6359	7.2086	8.2711	5.4271	9.3735	4.0405	8.3517	6.1889	7.0459	10.0012	5.3039	14.8006	12.3922	13.2348	74.8483
	S	128.829	73.586	106.257	83.294	64.883	60.749	106.130	74.694	90.381	71.787	111.839	71.634	91.333	83.046	86.575
6	T	3.6569	7.1889	8.2314	5.2617	9.2037	4.0538	8.4724	5.7376	6.1555	10.1529	5.3324	14.4654	12.5262	11.8931	73.4472
	S	128.089	73.788	106.770	85.912	66.080	60.549	104.618	80.569	103.455	70.714	111.241	73.294	90.356	92.414	88.227
7	T	3.6438	7.0865	8.2966	5.3046	51.1563	7.8053	11.9475	7.8391	8.9164	9.9208	5.2992	56.4609	19.7528	16.7555	127.2161
	S	128.550	74.854	105.931	85.218	11.889	31.447	74.188	58.970	71.421	72.369	111.938	18.778	57.299	65.596	50.937
8	T			8.9013	5.9541	9.5924	4.1571	8.5623	5.9701	6.2559			15.5465	12.7194	12.2260	144.4566
	S			98.734	75.922	63.402	59.045	103.519	77.431	101.795			68.197	88.984	89.898	44.858
9	T	3.6619	8.0791	8.4710	5.7584	9.4788	4.1396	8.3803	5.7704	6.2191	10.0869	5.3666	15.2372	12.5199	11.9895	75.4121
	S	127.914	65.658	103.750	78.502	64.162	59.294	105.768	80.111	102.397	71.177	110.532	69.582	90.402	91.671	85.928
10	T	3.6874	7.2558	8.3821	5.4357	9.1929	4.0410	8.3683	5.6847	6.1720	10.0863	5.3092	14.6286	12.4093	11.8567	73.6154
	S	127.030	73.108	104.850	83.162	66.158	60.741	105.919	81.319	103.179	71.181	111.727	72.476	91.207	92.698	88.025
11	T	3.6629	7.2061	8.1913	5.3359	9.1606	3.9979	8.4744	5.6744	6.1957	9.9420	5.3350	14.4965	12.4723	11.8701	73.1762
	S	127.879	73.612	107.292	84.718	66.391	61.396	104.593	81.466	102.784	72.214	111.187	73.137	90.747	92.593	88.553
12	T	3.6450	7.1151	8.1993	5.3527	9.3130	4.1290	8.7715	5.9084	6.1991	9.8488	5.3368	14.6657	12.9005	12.1075	73.8187
	S	128.507	74.553	107.188	84.452	65.305	59.446	101.050	78.240	102.728	72.898	111.149	72.293	87.734	90.778	87.783
13	T	3.6643	7.2751	8.2134	5.2427	9.2328	4.0414	8.4328	5.6823	6.2181	9.9192	5.3356	14.4755	12.4742	11.9004	73.2577
	S	127.830	72.914	107.004	86.224	65.872	60.735	105.109	81.353	102.414	72.380	111.174	73.243	90.733	92.357	88.455
14	T	3.6559	7.2019	8.2808	5.3062	9.0975	4.0405	8.4568	5.5977	6.1851	9.8875	5.3267	14.4037	12.4973	11.7828	73.0366
	S	128.124	73.655	106.133	85.192	66.852	60.749	104.811	82.583	102.960	72.612	111.360	73.608	90.565	93.279	88.723

Event: Cooper Tires USF2000 GP of St Petersburg

Round 1 / 2

Track: St Petersburg Street Circuit

1.8 mile(s)



Report: Section Data Report

USF2000

Session: Qualifications - Race 1

March 9, 2018

Section Data for Car 80 - Van der Watt, Julian (R)

Lap	T/SPI to PO	PO to SF	SF to PI
1	T	76.1316	
	S	75.775	
2	T		
	S		
3	T		
	S		
4	T		
	S		
5	T		
	S		
6	T		
	S		
7	T		127.0396
	S		46.338
8	T	74.4554	70.4112
	S	14.336	81.931
9	T		
	S		
10	T		
	S		
11	T		
	S		
12	T		
	S		
13	T		
	S		
14	T		
	S		

Event: Cooper Tires USF2000 GP of St Petersburg
 Track: St Petersburg Street Circuit
 Report: Section Data Report
 Session: Qualifications - Race 1

Round 1 / 2
 1.8 mile(s)
 USF2000
 March 9, 2018



Section Data for Car 81 - Dupell, Kyle (R)

Lap	T/SF to I1	I1 to I2	I2 to I3	I3 to I4A	I4A to I4	I4 to I5A	I5A to I5	I5 to I6A	I6A to I6	I6 to I7	I7 to SF	I3 to I4	I4 to I5	I5 to I6	Lap	
1	T	3.7214	7.8673	8.9520	5.9475	10.7341	4.7434	8.7169	6.6435	6.3372	10.8759	5.4082	16.6816	13.4603	12.9807	79.9474
	S	125.869	67.425	98.175	76.006	56.659	51.747	101.683	69.583	100.489	66.013	109.682	63.557	84.086	84.671	81.053
2	T	3.6717	7.8139	8.5379	5.8326	9.9572	4.2652	9.2372	6.3608	6.3034	10.3024	5.3538	15.7898	13.5024	12.6642	77.6361
	S	127.573	67.886	102.937	77.503	61.080	57.548	95.956	72.675	101.028	69.688	110.796	67.146	83.823	86.787	83.466
3	T	3.6978	7.5650	8.4240	5.4155	9.4764	4.2358	8.4376	6.0045	6.2407	10.1565	5.3510	14.8919	12.6734	12.2452	75.0048
	S	126.672	70.120	104.329	83.473	64.179	57.948	105.049	76.988	102.043	70.689	110.854	71.195	89.307	89.757	86.394
4	T	3.6483	7.3098	8.2905	5.4228	9.4521	4.2223	8.4496	5.9343	6.2045	10.1779	5.3242	14.8749	12.6719	12.1388	74.4363
	S	128.391	72.568	106.009	83.360	64.344	58.133	104.900	77.898	102.638	70.541	111.412	71.276	89.317	90.544	87.054
5	T	3.6516	7.3479	8.2595	5.5560	9.4834	4.1681	8.3762	6.0497	6.2448	10.0226	5.3047	15.0394	12.5443	12.2945	74.4645
	S	128.275	72.191	106.406	81.362	64.131	58.889	105.819	76.413	101.976	71.634	111.822	70.497	90.226	89.397	87.021
6	T	3.6620	7.7820	8.3779	5.4844	9.4439	4.0862	8.3750	5.9346	6.1867	10.0847	5.3144	14.9283	12.4612	12.1213	74.7318
	S	127.911	68.164	104.903	82.424	64.399	60.069	105.834	77.895	102.933	71.192	111.618	71.021	90.827	90.674	86.710
7	T	3.6301	7.5161	8.3447	5.3469	81.6417	7.1363	12.5498	7.8346	9.0045	9.9660	5.2861	86.9886	19.6861	16.8391	158.2568
	S	129.035	70.576	105.320	84.543	7.449	34.395	70.628	59.004	70.722	72.040	112.215	12.188	57.493	65.270	40.946
8	T			8.9018	5.8178	9.8771	4.4267	8.6704	6.0812	6.2788			15.6949	13.0971	12.3600	112.6523
	S			98.729	77.700	61.575	55.449	102.229	76.017	101.424			67.552	86.417	88.923	57.522
9	T	3.6796	7.4549	8.2770	5.3413	9.2927	4.1412	8.9236	6.0922	6.2066	10.2098	5.3094	14.6340	13.0648	12.2988	74.9283
	S	127.299	71.155	106.181	84.632	65.447	59.271	99.328	75.879	102.603	70.320	111.723	72.450	86.631	89.366	86.483
10	T	3.6666	7.6409	8.6388	5.5270	9.4399	4.1882	8.4181	6.6230	6.3510	9.9768	5.3479	14.9669	12.6063	12.9740	75.8182
	S	127.750	69.423	101.734	81.789	64.427	58.606	105.293	69.798	100.271	71.962	110.919	70.838	89.782	84.715	85.468
11	T	3.6543	7.3587	8.2415	5.6712	9.3866	4.1379	8.4515	5.8069	6.1693	10.0760	5.2929	15.0578	12.5894	11.9762	74.2468
	S	128.180	72.085	106.639	79.709	64.793	59.319	104.876	79.607	103.224	71.254	112.071	70.411	89.902	91.773	87.276
12	T	3.6542	7.3499	8.4120	5.4223	9.4888	4.1620	8.4058	5.7346	6.2191	9.9827	5.3197	14.9111	12.5678	11.9537	74.1511
	S	128.184	72.172	104.477	83.368	64.095	58.975	105.447	80.611	102.397	71.920	111.507	71.103	90.057	91.946	87.389
13	T	3.6406	7.3336	8.4087	6.3984	9.8943	4.3362	8.6175	6.8106	6.3106	9.9966	5.3255	16.2927	12.9537	13.1212	77.0726
	S	128.663	72.332	104.518	70.650	61.468	56.606	102.856	67.875	100.912	71.820	111.385	65.074	87.374	83.765	84.077
14	T	3.6387	7.3312	8.3470	5.8645	9.4241	4.1226	8.2980	24.0005	7.0336	10.3266	5.2849	15.2886	12.4206	31.0341	93.6717
	S	128.730	72.356	105.291	77.082	64.535	59.539	106.817	19.261	90.539	69.525	112.241	69.348	91.124	35.416	69.178

Event: Cooper Tires USF2000 GP of St Petersburg

Round 1 / 2

Track: St Petersburg Street Circuit

1.8 mile(s)



Report: Section Data Report

USF2000

Session: Qualifications - Race 1

March 9, 2018

Section Data for Car 81 - Dupell, Kyle (R)

Lap	T/SPI to PO	PO to SF	SF to PI
1	T	78.4939	
	S	73.494	
2	T		
	S		
3	T		
	S		
4	T		
	S		
5	T		
	S		
6	T		
	S		
7	T		157.1169
	S		37.468
8	T	43.5276	70.5317
	S	24.522	81.791
9	T		
	S		
10	T		
	S		
11	T		
	S		
12	T		
	S		
13	T		
	S		
14	T		93.9419
	S		62.664

Event: Cooper Tires USF2000 GP of St Petersburg
Track: St Petersburg Street Circuit
Report: Section Data Report
Session: Qualifications - Race 1

Round 1 / 2
1.8 mile(s)
USF2000
March 9, 2018



Section Data for Car 82 - Tomaselli, Bruna

Lap	T/SF to I1	I1 to I2	I2 to I3	I3 to I4A	I4A to I4	I4 to I5A	I5A to I5	I5 to I6A	I6A to I6	I6 to I7	I7 to SF	I3 to I4	I4 to I5	I5 to I6	Lap	
1	T	3.8856	7.6915	8.7790	6.3710	11.6655	4.7370	8.6716	6.4092	6.3289	10.7946	5.5710	18.0365	13.4086	12.7381	80.9049
	S	120.550	68.966	100.110	70.954	52.135	51.816	102.215	72.126	100.621	66.511	106.477	58.782	84.410	86.284	80.094
2	T	3.7324	7.8500	8.8763	6.1926	9.9876	4.2260	8.4990	5.9093	6.2289	10.3789	5.3585	16.1802	12.7250	12.1382	77.2395
	S	125.498	67.574	99.012	72.998	60.894	58.082	104.290	78.228	102.236	69.174	110.699	65.526	88.944	90.548	83.895
3	T	3.6809	7.4747	8.4633	5.4726	9.7494	4.1814	8.4426	6.0081	6.2290	10.1398	5.3440	15.2220	12.6240	12.2371	75.1858
	S	127.254	70.967	103.844	82.602	62.381	58.702	104.987	76.942	102.234	70.806	111.000	69.651	89.656	89.816	86.186
4	T	3.7043	7.3786	8.2757	5.6740	9.4084	4.1507	8.5883	5.8387	6.2539	10.1020	5.3231	15.0824	12.7390	12.0926	74.6977
	S	126.450	71.891	106.198	79.670	64.642	59.136	103.206	79.174	101.827	71.071	111.435	70.296	88.847	90.890	86.750
5	T	3.6546	7.5619	8.4081	5.4794	9.3911	4.1029	8.3864	5.9679	6.2113	10.1538	5.3290	14.8705	12.4893	12.1792	74.6464
	S	128.170	70.148	104.526	82.499	64.762	59.825	105.691	77.460	102.526	70.708	111.312	71.297	90.623	90.243	86.809
6	T	3.7782	7.2015	8.3664	5.6609	9.2649	4.0720	8.4232	5.8015	6.2042	10.0030	5.3108	14.9258	12.4952	12.0057	74.0866
	S	123.977	73.659	105.047	79.854	65.644	60.279	105.229	79.682	102.643	71.774	111.693	71.033	90.580	91.547	87.465
7	T	3.7647	7.3961	8.2968	5.4770	9.4280	4.3168	8.4113	5.7821	6.2976	10.6200	5.4485	14.9050	12.7281	12.0797	75.2389
	S	124.421	71.721	105.928	82.535	64.508	56.860	105.378	79.949	101.121	67.604	108.871	71.132	88.923	90.987	86.126
8	T			9.5677	5.7112	10.4829	4.4438	8.4438	5.9535	6.2218			16.1941	12.8876	12.1753	196.6316
	S			91.857	79.151	58.017	55.235	104.972	77.647	102.353			65.470	87.822	90.272	32.955
9	T	3.6717	7.2472	8.3243	5.5372	9.2564	4.1048	8.4467	5.8411	6.2249	10.0251	5.3414	14.7936	12.5515	12.0660	74.0208
	S	127.573	73.194	105.578	81.638	65.704	59.797	104.936	79.141	102.302	71.616	111.054	71.668	90.174	91.090	87.543
10	T	3.6875	7.1979	8.4491	5.4527	9.2120	4.0153	8.4016	5.8590	6.1405	9.9129	5.3378	14.6647	12.4169	11.9995	73.6663
	S	127.026	73.696	104.019	82.903	66.021	61.130	105.499	78.900	103.708	72.426	111.129	72.298	91.151	91.595	87.964
11	T	3.6935	7.1686	8.2744	5.5316	9.2157	4.1838	8.4432	5.8111	6.1961	9.9883	5.3040	14.7473	12.6270	12.0072	73.8103
	S	126.820	73.997	106.215	81.721	65.994	58.668	104.980	79.550	102.777	71.880	111.837	71.893	89.635	91.536	87.793
12	T	3.6511	7.2767	8.3544	5.2969	9.4508	4.0479	8.4193	5.8824	6.8013	9.8791	5.3237	14.7477	12.4672	12.6837	74.3836
	S	128.293	72.898	105.198	85.342	64.352	60.638	105.278	78.586	93.632	72.674	111.423	71.891	90.784	86.654	87.116
13	T	3.7025	7.2400	8.2661	5.4087	9.4154	4.0225	8.3962	5.8145	6.2188	10.5460	5.3352	14.8241	12.4187	12.0333	74.3659
	S	126.512	73.267	106.321	83.577	64.594	61.020	105.567	79.503	102.402	68.078	111.183	71.521	91.138	91.337	87.137
14	T	3.6783	7.0876	8.2793	5.4246	9.2945	4.0100	8.3822	5.6960	6.1936	9.9127	5.3438	14.7191	12.3922	11.8896	73.3026
	S	127.344	74.843	106.152	83.332	65.435	61.211	105.744	81.157	102.819	72.428	111.004	72.031	91.333	92.441	88.401

Event: Cooper Tires USF2000 GP of St Petersburg

Round 1 / 2

Track: St Petersburg Street Circuit

1.8 mile(s)



Report: Section Data Report

USF2000

Session: Qualifications - Race 1

March 9, 2018

Section Data for Car 82 - Tomaselli, Bruna

Lap	T/SPI to PO	PO to SF	SF to PI
1	T	77.2211	
	S	74.706	
2	T		
	S		
3	T		
	S		
4	T		
	S		
5	T		
	S		
6	T		
	S		
7	T		73.6748
	S		79.903
8	T	126.1298	71.3639
	S	8.463	80.837
9	T		
	S		
10	T		
	S		
11	T		
	S		
12	T		
	S		
13	T		
	S		
14	T		71.8452
	S		81.938

Event: Cooper Tires USF2000 GP of St Petersburg
Track: St Petersburg Street Circuit
Report: Section Data Report
Session: Qualifications - Race 1

Round 1 / 2
1.8 mile(s)
USF2000
March 9, 2018



Section Data for Car 90 - Cabrera, Manuel (R)

Lap	T/SF to I1	I1 to I2	I2 to I3	I3 to I4A	I4A to I4	I4 to I5A	I5A to I5	I5 to I6A	I6A to I6	I6 to I7	I7 to SF	I3 to I4	I4 to I5	I5 to I6	Lap	
1	T	3.8202	7.5630	8.6833	7.2723	11.6064	4.6902	8.6378	6.4585	6.3766	10.8757	5.5796	18.8787	13.3280	12.8351	81.5636
	S	122.614	70.138	101.213	62.160	52.401	52.333	102.615	71.576	99.868	66.015	106.313	56.160	84.920	85.632	79.447
2	T	3.6914	7.9004	8.6029	5.6163	9.5514	4.3526	8.5047	6.0614	6.3334	10.3879	5.4092	15.1677	12.8573	12.3948	76.4116
	S	126.892	67.143	102.159	80.488	63.675	56.393	104.220	76.265	100.549	69.115	109.662	69.900	88.029	88.674	84.804
3	T	3.7247	7.3172	8.4179	6.3148	9.6064	4.1985	8.5063	5.8854	6.3191	10.2902	5.4200	15.9212	12.7048	12.2045	76.0005
	S	125.758	72.494	104.404	71.585	63.310	58.462	104.201	78.546	100.777	69.771	109.443	66.592	89.086	90.056	85.263
4	T	3.7791	7.2338	8.4133	5.5120	9.3182	4.1220	8.5424	5.8841	6.4089	10.1343	5.4109	14.8302	12.6644	12.2930	74.7590
	S	123.947	73.330	104.461	82.011	65.268	59.547	103.760	78.563	99.365	70.844	109.627	71.491	89.370	89.408	86.679
5	T	3.7463	7.3650	8.4444	5.4810	9.3450	4.1569	8.5004	5.8369	6.2903	10.0747	5.4203	14.8260	12.6573	12.1272	74.6612
	S	125.032	72.024	104.077	82.475	65.081	59.047	104.273	79.198	101.238	71.263	109.437	71.511	89.420	90.630	86.792
6	T	3.7292	7.1776	8.4365	5.4436	9.2132	4.1410	8.5097	5.8396	6.3591	9.9256	5.4226	14.6568	12.6507	12.1987	74.1977
	S	125.606	73.904	104.174	83.042	66.012	59.274	104.159	79.162	100.143	72.334	109.391	72.337	89.467	90.099	87.334
7	T	3.7998	9.2121	9.4418	5.5703	9.9839	4.6522	8.6058	6.1052	6.4891	11.2849	5.6595	15.5542	13.2580	12.5943	80.8046
	S	123.272	57.582	93.082	81.153	60.916	52.761	102.996	75.718	98.137	63.621	104.812	68.163	85.369	87.269	80.193
8	T			8.9414	5.6820	9.3492	4.1479	8.5245	5.8112	6.3124			15.0312	12.6724	12.1236	199.5560
	S			98.292	79.557	65.052	59.176	103.978	79.549	100.884			70.535	89.314	90.657	32.472
9	T	3.7326	7.2217	8.4255	5.4174	9.2514	4.1300	8.4593	5.7580	6.3042	10.1374	5.4259	14.6688	12.5893	12.0622	74.2634
	S	125.491	73.453	104.310	83.443	65.739	59.432	104.780	80.284	101.015	70.822	109.324	72.278	89.903	91.119	87.257
10	T	3.7204	7.1804	8.3223	5.3670	9.3432	4.1122	8.5470	6.3963	6.4088	10.0425	5.3989	14.7102	12.6592	12.8051	74.8390
	S	125.903	73.875	105.603	84.227	65.094	59.689	103.705	72.272	99.366	71.492	109.871	72.074	89.407	85.832	86.586
11	T	3.6885	7.3663	8.3959	5.4003	9.2725	4.1524	8.5540	5.8281	6.3131	9.9877	5.3737	14.6728	12.7064	12.1412	74.3325
	S	126.992	72.011	104.678	83.707	65.590	59.111	103.620	79.318	100.873	71.884	110.386	72.258	89.075	90.526	87.176
12	T	3.7241	7.1136	8.3408	5.2921	9.2689	4.0999	8.4848	5.7436	6.2833	10.1145	5.4314	14.5610	12.5847	12.0269	73.8970
	S	125.778	74.569	105.369	85.419	65.615	59.868	104.465	80.485	101.351	70.983	109.213	72.813	89.936	91.386	87.690
13	T	3.7643	7.3714	8.3943	5.4023	9.4402	4.1938	8.5324	5.7233	6.2602	10.4314	5.4898	14.8425	12.7262	11.9835	75.0034
	S	124.435	71.961	104.698	83.676	64.425	58.528	103.882	80.770	101.725	68.826	108.052	71.432	88.936	91.717	86.396
14	T	3.7329	7.2497	8.4228	5.3244	9.2991	4.0992	8.4518	5.7327	6.2887	10.0150	5.4189	14.6235	12.5510	12.0214	74.0352
	S	125.481	73.169	104.343	84.901	65.402	59.879	104.873	80.638	101.264	71.688	109.465	72.502	90.178	91.428	87.526

Event: Cooper Tires USF2000 GP of St Petersburg

Round 1 / 2

Track: St Petersburg Street Circuit

1.8 mile(s)



Report: Section Data Report

USF2000

Session: Qualifications - Race 1

March 9, 2018

Section Data for Car 90 - Cabrera, Manuel (R)

Lap	T/S	PI to PO	PO to SF	SF to PI
1	T		76.7014	
	S		75.212	
2	T			
	S			
3	T			
	S			
4	T			
	S			
5	T			
	S			
6	T			
	S			
7	T			76.3120
	S			77.141
8	T	133.0443	69.6232	
	S	8.023	82.858	
9	T			
	S			
10	T			
	S			
11	T			
	S			
12	T			
	S			
13	T			
	S			
14	T			71.5186
	S			82.312

Event: Cooper Tires USF2000 GP of St Petersburg
 Track: St Petersburg Street Circuit
 Report: Section Data Report
 Session: Qualifications - Race 1

Round 1 / 2
 1.8 mile(s)
 USF2000
 March 9, 2018



Section Data for Car 91 - Fraga, Igor (R)

Lap	T/SF to I1	I1 to I2	I2 to I3	I3 to I4A	I4A to I4	I4 to I5A	I5A to I5	I5 to I6A	I6A to I6	I6 to I7	I7 to SF	I3 to I4	I4 to I5	I5 to I6	Lap	
1	T	3.7454	7.5182	8.6553	6.5439	11.6119	4.9104	8.6336	6.3198	6.2949	10.7203	5.4312	18.1558	13.5440	12.6147	80.3849
	S	125.063	70.556	101.541	69.079	52.376	49.987	102.664	73.147	101.164	66.971	109.217	58.396	83.566	87.128	80.612
2	T	3.6869	7.6216	8.7478	5.7730	9.6827	4.1569	8.4326	5.9655	6.2206	10.2570	5.3561	15.4557	12.5895	12.1861	75.9007
	S	127.047	69.599	100.467	78.303	62.811	59.047	105.112	77.491	102.372	69.997	110.749	68.598	89.902	90.192	85.375
3	T	3.7037	7.3275	8.3425	5.5770	9.5667	4.0876	8.3895	5.8453	6.1936	10.1503	5.3249	15.1437	12.4771	12.0389	74.5086
	S	126.471	72.392	105.348	81.055	63.573	60.049	105.652	79.085	102.819	70.732	111.398	70.011	90.712	91.295	86.970
4	T	3.6517	7.0875	8.2537	5.3736	9.2838	4.0978	8.4697	5.7779	6.2043	10.0064	5.3318	14.6574	12.5675	11.9822	73.5382
	S	128.272	74.844	106.481	84.123	65.510	59.899	104.651	80.007	102.641	71.750	111.254	72.334	90.059	91.727	88.117
5	T	3.6431	7.3358	8.3487	6.1234	9.8356	4.1449	8.4229	5.7995	6.1834	9.9629	5.3322	15.9590	12.5678	11.9829	75.1324
	S	128.574	72.310	105.270	73.823	61.835	59.218	105.233	79.709	102.988	72.063	111.245	66.434	90.057	91.722	86.248
6	T	3.6629	7.0242	8.2503	5.3041	9.2484	4.0745	8.4251	5.7556	6.1947	10.0181	5.3285	14.5525	12.4996	11.9503	73.2864
	S	127.879	75.518	106.525	85.226	65.761	60.242	105.205	80.317	102.800	71.666	111.322	72.855	90.548	91.972	88.420
7	T	3.6709	6.9987	8.2556	5.3350	9.6933	4.6166	8.6518	5.8538	6.5687	9.9647	5.3400	15.0283	13.2684	12.4225	74.9491
	S	127.601	75.793	106.457	84.732	62.742	53.168	102.448	78.970	96.947	72.050	111.083	70.549	85.302	88.476	86.459
8	T			9.0870	5.6710	9.4670	4.1465	8.4528	5.7929	6.2588			15.1380	12.5993	12.0517	271.0131
	S			96.717	79.712	64.242	59.196	104.860	79.800	101.748			70.037	89.832	91.198	23.910
9	T	3.6963	7.1814	8.4518	5.3440	9.1650	4.1769	8.8980	7.3839	6.3169	9.9151	5.3422	14.5090	13.0749	13.7008	75.8715
	S	126.724	73.865	103.985	84.589	66.359	58.765	99.614	62.605	100.812	72.410	111.037	73.074	86.564	80.221	85.408
10	T	3.6622	7.1815	8.2414	5.3400	9.1959	4.0673	8.3949	5.6873	6.1644	9.9815	5.3231	14.5359	12.4622	11.8517	73.2395
	S	127.904	73.864	106.640	84.653	66.136	60.348	105.584	81.282	103.306	71.929	111.435	72.939	90.820	92.737	88.477
11	T	3.6586	7.1551	8.2259	5.2722	10.6726	5.1762	8.6926	5.7562	6.2533	9.8808	5.3311	15.9448	13.8688	12.0095	76.0746
	S	128.030	74.137	106.841	85.741	56.985	47.420	101.968	80.309	101.837	72.662	111.268	66.494	81.609	91.518	85.180
12	T	3.8443	7.2219	8.9025	5.5358	9.3358	4.1068	8.4292	5.7004	6.2119	11.7453	6.0084	14.8716	12.5360	11.9123	77.0423
	S	121.845	73.451	98.721	81.659	65.145	59.768	105.154	81.095	102.516	61.127	98.725	71.292	90.285	92.265	84.110
13	T	3.6649	7.0752	8.2733	5.3281	9.1315	4.0678	8.3827	5.5876	6.1813	9.8175	5.3319	14.4596	12.4505	11.7689	72.8418
	S	127.810	74.974	106.229	84.842	66.603	60.341	105.737	82.732	103.023	73.130	111.251	73.323	90.905	93.389	88.960

Event: Cooper Tires USF2000 GP of St Petersburg

Round 1 / 2

Track: St Petersburg Street Circuit

1.8 mile(s)



Report: Section Data Report

USF2000

Session: Qualifications - Race 1

March 9, 2018

Section Data for Car 91 - Fraga, Igor (R)

Lap	T/SPI to PO	PO to SF	SF to PI
1	T	78.1281	
	S	73.839	
2	T		
	S		
3	T		
	S		
4	T		
	S		
5	T		
	S		
6	T		
	S		
7	T		73.3679
	S		80.237
8	T	202.1459	70.4010
	S	5.280	81.943
9	T		
	S		
10	T		
	S		
11	T		
	S		
12	T		
	S		
13	T		71.2776
	S		82.590

Event: Cooper Tires USF2000 GP of St Petersburg
 Track: St Petersburg Street Circuit
 Report: Section Data Report
 Session: Qualifications - Race 1

Round 1 / 2
 1.8 mile(s)
 USF2000
 March 9, 2018



Section Data for Car 93 - Clunie, Jayson

Lap	T/SF to I1	I1 to I2	I2 to I3	I3 to I4A	I4A to I4	I4 to I5A	I5A to I5	I5 to I6A	I6A to I6	I6 to I7	I7 to SF	I3 to I4	I4 to I5	I5 to I6	Lap	
1	T	3.8252	8.1760	9.5836	6.6834	10.4788	4.4682	9.0413	6.7867	6.6768	11.6603	5.5525	17.1622	13.5095	13.4635	82.9328
	S	122.453	64.879	91.705	67.637	58.039	54.934	98.035	68.115	95.378	61.573	106.831	61.777	83.779	81.635	78.136
2	T	3.9314	8.1775	8.9874	5.7702	9.7974	4.3017	8.6977	6.1995	6.5762	10.8043	5.4974	15.5676	12.9994	12.7757	78.7407
	S	119.146	64.868	97.788	78.341	62.076	57.060	101.908	74.566	96.837	66.451	107.902	68.105	87.067	86.030	82.295
3	T	3.7935	7.5177	8.9503	5.8272	9.7113	4.2950	8.6073	6.2854	6.6907	10.4261	5.4566	15.5385	12.9023	12.9761	77.5611
	S	123.477	70.561	98.194	77.575	62.626	57.149	102.978	73.547	95.180	68.861	108.709	68.232	87.722	84.701	83.547
4	T	3.7517	7.3152	8.9257	5.7815	9.7377	4.2774	8.6757	6.4164	6.7718	10.7308	5.4550	15.5192	12.9531	13.1882	77.8389
	S	124.852	72.514	98.464	78.188	62.456	57.384	102.166	72.045	94.040	66.906	108.741	68.317	87.378	83.339	83.249
5	T	3.7471	7.3655	8.8289	5.7252	9.7097	4.2091	8.7032	6.1213	6.4480	10.3129	5.4141	15.4349	12.9123	12.5693	76.5850
	S	125.006	72.019	99.544	78.957	62.637	58.315	101.843	75.519	98.762	69.617	109.562	68.690	87.654	87.442	84.612
6	T	3.8046	7.4437	8.7590	5.6620	9.6409	4.2258	8.8132	6.1857	6.4797	10.2465	5.4320	15.3029	13.0390	12.6654	76.6931
	S	123.117	71.262	100.338	79.838	63.084	58.085	100.572	74.732	98.279	70.068	109.201	69.283	86.803	86.779	84.493
7	T	3.7954	7.4248	8.7447	6.3300	10.7010	4.7332	9.5022	7.8777	9.4315	10.2764	5.4353	17.0310	14.2354	17.3092	84.2522
	S	123.415	71.444	100.502	71.413	56.834	51.858	93.280	58.681	67.520	69.864	109.135	62.253	79.507	63.497	76.912
8	T			9.5296	6.5442	10.0644	4.3407	8.7426	6.2483	6.4983			16.6086	13.0833	12.7466	188.2128
	S			92.225	69.076	60.429	56.547	101.384	73.984	97.998			63.836	86.509	86.226	34.429
9	T	3.7878	7.3469	13.4430	8.2534	13.0692	5.1461	12.7684	8.1400	9.6092	10.4721	5.4557	21.3226	17.9145	17.7492	97.4918
	S	123.663	72.201	65.377	54.771	46.536	47.697	69.419	56.790	66.272	68.559	108.727	49.723	63.179	61.923	66.467

Event: Cooper Tires USF2000 GP of St Petersburg

Round 1 / 2

Track: St Petersburg Street Circuit

1.8 mile(s)



Report: Section Data Report

USF2000

Session: Qualifications - Race 1

March 9, 2018

Section Data for Car 93 - Clunie, Jayson

Lap	T/SPI to PO	PO to SF	SF to PI
1	T	80.3227	
	S	71.821	
2	T		
	S		
3	T		
	S		
4	T		
	S		
5	T		
	S		
6	T		
	S		
7	T		83.0359
	S		70.895
8	T	117.1122	72.5330
	S	9.114	79.534
9	T		96.8026
	S		60.813

Event: Cooper Tires USF2000 GP of St Petersburg
Track: St Petersburg Street Circuit
Report: Section Data Report
Session: Qualifications - Race 1






Round 1 / 2
1.8 mile(s)
USF2000
March 9, 2018

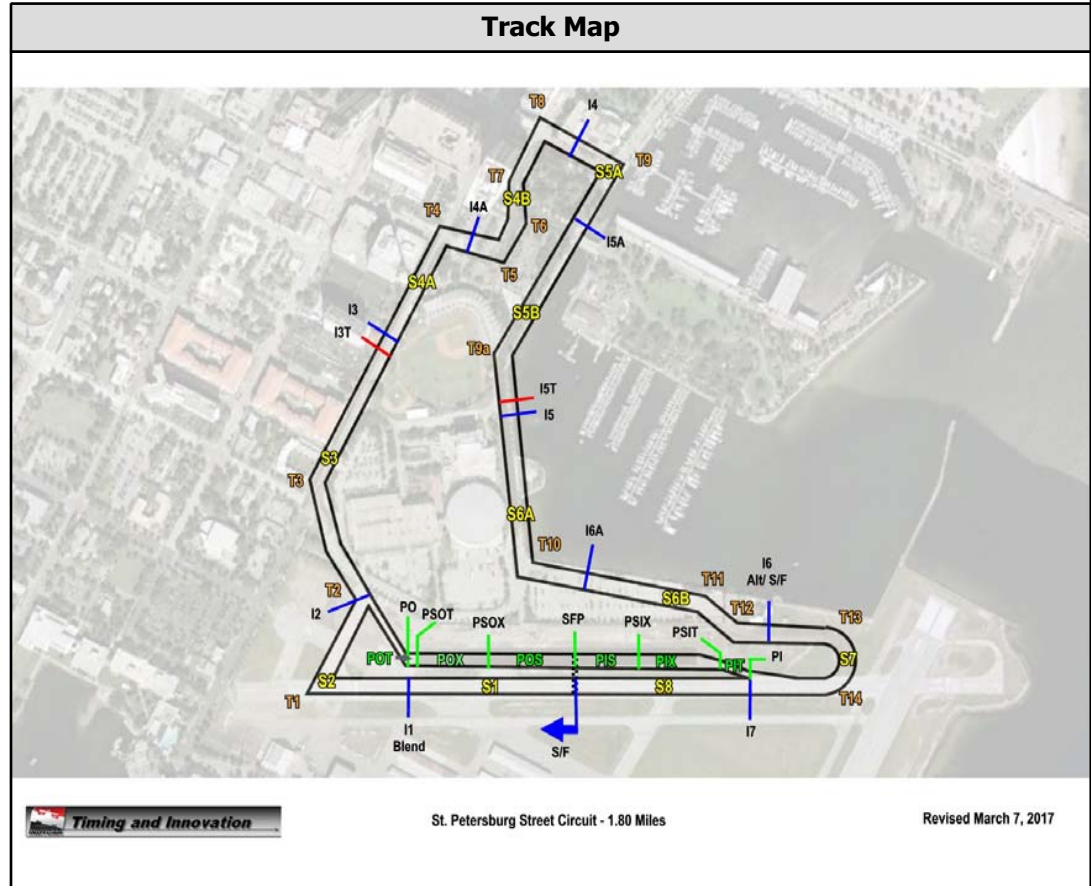


Section Data for Car

Report Support Information

Section Legend	
Name	Length
SF to I1	0.130114 miles
SF to I1	0.130114 miles
I1 to I2	0.147348 miles
I1 to I2	0.147348 miles
I2 to I3	0.244129 miles
I2 to I3	0.244129 miles
I3 to I4A	0.125568 miles
I3 to I4A	0.125568 miles
I4A to I4	0.168939 miles
I4A to I4	0.168939 miles
I4 to I5A	0.068182 miles
I4 to I5A	0.068182 miles
I5A to I5	0.246212 miles
I5A to I5	0.246212 miles
I5 to I6A	0.128409 miles
I5 to I6A	0.128409 miles
I6A to I6	0.176894 miles
I6A to I6	0.176894 miles
I6 to I7	0.199432 miles
I6 to I7	0.199432 miles
I7 to SF	0.164773 miles
I7 to SF	0.164773 miles
I3 to I4	0.294508 miles

Color Legend	
	Fastest Lap
	Section Under Caution
	Section Under Green
	Section Time Data
	Section Speed Data



Event: Cooper Tires USF2000 GP of St Petersburg

Round 1 / 2

Track: St Petersburg Street Circuit

1.8 mile(s)



Report: Section Data Report

USF2000

Session: Qualifications - Race 1

March 9, 2018

Section Data for Car

I3 to I4	0.294508 miles
I4 to I5	0.314394 miles
I4 to I5	0.314394 miles
I5 to I6	0.305303 miles
I5 to I6	0.305303 miles
Lap	1.800000 miles
PI to PO	0.296496 miles
PI to PO	0.296496 miles
PO to SF	1.602462 miles
PO to SF	1.602462 miles
SF to PI	1.635227 miles
SF to PI	1.635227 miles
PO to I2	0.079924 miles
PO to I2	0.079924 miles
I6 to PI	0.199432 miles
I6 to PI	0.199432 miles
PO to PI	1.437689 miles
PO to PI	1.437689 miles