

Event: Cooper Tires Grand Prix of Toronto
 Track: Streets of Toronto
 Report: Section Data Report
 Session: Qualifications - Race 1

Round 14 / 15
 1.786 mile(s)
 USF2000 Championship
 July 15, 2022



Section Data for Car 10 - Nepveu, Thomas

Lap	T/S	I8 to I9A	I9A to I9	I9 to I10	I10 to SF	SF to I1	I1 to I2	I2 to I3A	I3A to I3	I3 to I4	I4 to I5	I5 to I6A	I6A to I6	I6 to I7	I7 to I8	Lap
1	T	2.7053	2.2646	8.4942	22.2665	1.2496	4.9216	6.3649	8.3776	16.6686	15.4254	10.5359	7.7620	16.4658	4.5803	128.0823
	S	63.008	62.022	69.272	21.343	64.384	59.847	48.205	73.247	77.309	43.892	35.593	47.873	54.162	33.642	50.199
2	T					0.7970	3.3449	4.9275	6.4591	10.2970	10.2449	5.9192	4.9923	9.4719	2.8925	879.1533
	S					100.947	88.058	62.267	95.003	125.147	66.086	63.353	74.433	94.154	53.273	7.313
3	T	2.5980	2.2324	8.2833	4.6974	0.7107	2.8415	4.6298	6.3442	10.4246	9.9834	5.8179	4.9028	9.2846	2.9391	75.6897
	S	65.610	62.916	71.036	101.168	113.205	103.658	66.270	96.724	123.615	67.817	64.456	75.792	96.053	52.428	84.947
4	T	2.6190	2.1937	8.1851	4.7017	0.7099	2.7657	4.4717	6.2702	10.0090	9.6763	5.7314	4.8943	9.3160	2.8041	74.3481
	S	65.084	64.026	71.888	101.076	113.332	106.499	68.613	97.866	128.748	69.969	65.429	75.923	95.730	54.952	86.480

Event: Cooper Tires Grand Prix of Toronto

Round 14 / 15

Track: Streets of Toronto

1.786 mile(s)

Report: Section Data Report

USF2000 Championship

Session: Qualifications - Race 1

July 15, 2022



Section Data for Car 10 - Nepveu, Thomas

Lap	T/SPI to PO	PO to I8	SF to PI
1	T	71.4484	96.6718
	S	77.383	54.039
2	T	809.5959	65.2373
	S	0.856	84.750
3	T		
	S		
4	T		60.1955
	S		86.785

Event: Cooper Tires Grand Prix of Toronto
Track: Streets of Toronto
Report: Section Data Report
Session: Qualifications - Race 1

Round 14 / 15
1.786 mile(s)
USF2000 Championship
July 15, 2022



Section Data for Car 11 - Christie, Dylan

Lap	T/S	I8 to I9A	I9A to I9	I9 to I10	I10 to SF	SF to I1	I1 to I2	I2 to I3A	I3A to I3	I3 to I4	I4 to I5	I5 to I6A	I6A to I6	I6 to I7	I7 to I8	Lap
1	T	2.8950	2.3535	9.0735	4.9960	0.7686	3.2863	5.1864	6.6626	10.1661	10.1621	5.9485	5.0153	9.3197	3.1555	78.9891
	S	58.879	59.679	64.849	95.122	104.677	89.628	59.158	92.102	126.758	66.625	63.041	74.091	95.692	48.832	81.399
2	T	2.9546	2.3333	8.7483	4.7562	0.7135	2.8399	4.7083	6.3809	10.0449	10.0720	5.8092	5.7359	12.3702	3.5837	81.0509
	S	57.691	60.196	67.260	99.917	112.760	103.717	65.165	96.168	128.288	67.221	64.553	64.783	72.094	42.998	79.328
3	T					0.7995	3.1433	4.9546	6.4166	10.8078	10.6756	6.2281	5.2498	9.6653	3.0483	339.9450
	S					100.631	93.706	61.926	95.633	119.232	63.420	60.211	70.782	92.270	50.550	18.914
4	T	2.6865	2.3107	8.6259	4.6930	0.7038	2.8237	4.6568	6.3579	9.9535	9.9765	5.9024	4.9180	9.1117	2.9461	75.6665
	S	63.449	60.784	68.214	101.263	114.315	104.312	65.886	96.516	129.466	67.864	63.533	75.557	97.876	52.303	84.973
5	T	2.6487	2.2362	8.4552	4.6776	0.7024	2.7670	4.6489	6.2704	9.9193	9.9130	5.8093	4.9442	9.1338	2.8989	75.0249
	S	64.354	62.809	69.591	101.596	114.542	106.449	65.998	97.862	129.912	68.299	64.552	75.157	97.639	53.155	85.700
6	T	2.6027	2.2189	8.4432	4.6780	0.7034	2.7515	4.5166	6.2141	9.8750	9.6248	5.8333	4.8983	9.0444	2.9337	74.3379
	S	65.491	63.299	69.690	101.588	114.380	107.049	67.931	98.749	130.495	70.344	64.286	75.861	98.604	52.524	86.492
7	T	2.6464	2.2607	8.3047	4.6295	0.6993	2.7173	4.5651	6.2395	9.8977	9.6341	5.6884	4.8316	9.0776	2.8688	74.0607
	S	64.410	62.129	70.853	102.652	115.050	108.396	67.210	98.347	130.196	70.276	65.924	76.908	98.244	53.713	86.815
8	T	2.6042	2.1583	8.3101	4.6452	0.6992	2.7396	4.5366	6.1998	11.4411	9.7954	5.8064	4.8749	9.0327	2.8619	75.7054
	S	65.454	65.076	70.806	102.305	115.067	107.514	67.632	98.977	112.632	69.119	64.584	76.225	98.732	53.842	84.929
9	T	2.6111	2.1817	8.2005	4.6757	0.7047	2.7142	4.4846	6.2309	9.9237	9.5469	5.6366	4.7664	9.0912	2.8794	73.6476
	S	65.281	64.378	71.753	101.638	114.169	108.520	68.416	98.483	129.854	70.918	66.529	77.960	98.097	53.515	87.302
10	T	2.6291	2.1269	8.1895	4.6522	0.7024	2.6650	4.6416	6.5115	10.0192	9.6091	5.7617	4.7951	9.0866	3.0638	74.4537
	S	64.834	66.037	71.849	102.151	114.542	110.524	66.102	94.239	128.617	70.459	65.085	77.494	98.147	50.294	86.357
11	T	2.6174	2.1633	8.1862	4.6709	0.7041	2.7064	4.4780	6.2211	9.9406	9.5568	5.7135	4.8352	9.1024	2.8505	73.7464
	S	65.124	64.926	71.878	101.742	114.266	108.833	68.517	98.638	129.634	70.844	65.634	76.851	97.976	54.058	87.185
12	T	2.5774	2.1132	8.1380	4.6497	0.7007	2.6810	4.4724	6.2757	9.9394	9.5564	5.7021	4.8371	10.0770	2.9523	74.6724
	S	66.134	66.465	72.304	102.206	114.820	109.864	68.603	97.780	129.649	70.847	65.765	76.821	88.500	52.194	86.104

Event: Cooper Tires Grand Prix of Toronto
Track: Streets of Toronto
Report: Section Data Report
Session: Qualifications - Race 1

Round 14 / 15
1.786 mile(s)
USF2000 Championship
July 15, 2022



Section Data for Car 11 - Christie, Dylan

Lap	T/SPI to PO	PO to I8	SF to PI
1	T	71.3593	
	S	77.479	
2	T		67.1942
	S		77.746
3	T	267.6752	67.3341
	S	2.590	82.111
4	T		
	S		
5	T		
	S		
6	T		
	S		
7	T		
	S		
8	T		
	S		
9	T		
	S		
10	T		
	S		
11	T		
	S		
12	T		61.6394
	S		84.752

Event: Cooper Tires Grand Prix of Toronto
Track: Streets of Toronto
Report: Section Data Report
Session: Qualifications - Race 1

Round 14 / 15
1.786 mile(s)
USF2000 Championship
July 15, 2022



Section Data for Car 12 - Garg, Bijoy

Lap	T/S	I8 to I9A	I9A to I9	I9 to I10	I10 to SF	SF to I1	I1 to I2	I2 to I3A	I3A to I3	I3 to I4	I4 to I5	I5 to I6A	I6A to I6	I6 to I7	I7 to I8	Lap
1	T	3.0297	2.3843	8.7902	5.1035	0.7442	2.9619	4.7200	6.3808	10.1589	10.2623	5.9351	4.9827	9.2496	3.0192	77.7224
	S	56.261	58.908	66.939	93.118	108.109	99.445	65.004	96.169	126.848	65.974	63.183	74.576	96.417	51.037	82.725
2	T	2.5978	2.3370	8.4908	4.7399	0.7147	2.7947	4.6240	6.3858	10.1869	9.9055	5.7378	5.4901	11.7041	3.6435	79.3526
	S	65.615	60.100	69.300	100.261	112.571	105.394	66.353	96.094	126.499	68.350	65.356	67.684	76.197	42.292	81.026
3	T					0.8035	3.1937	4.8688	6.4465	10.3436	10.2599	6.0481	4.9887	9.5147	3.0028	341.1446
	S					100.130	92.227	63.017	95.189	124.583	65.989	62.003	74.487	93.731	51.316	18.847
4	T	2.7636	2.3892	8.2973	4.6727	0.7054	2.7210	4.5541	6.2445	10.0067	9.8112	5.7505	4.9577	9.1210	2.9560	74.9509
	S	61.678	58.787	70.916	101.703	114.055	108.249	67.372	98.268	128.777	69.007	65.212	74.952	97.776	52.128	85.784
5	T	2.6462	2.2523	8.2801	4.6359	0.7016	2.7296	4.6003	6.2861	10.0037	9.7564	5.7367	4.9428	9.1826	2.9616	74.7159
	S	64.415	62.360	71.063	102.510	114.673	107.908	66.695	97.618	128.816	69.395	65.369	75.178	97.120	52.030	86.054
6	T	2.5884	2.2307	8.4022	4.6713	0.7039	2.7630	4.5978	6.3144	9.9994	9.7958	5.6766	4.9998	9.1340	2.9178	74.7951
	S	65.853	62.964	70.030	101.733	114.298	106.603	66.732	97.180	128.871	69.116	66.061	74.321	97.637	52.811	85.963
7	T	2.6367	2.2885	8.2741	4.6310	0.7013	2.7183	4.4925	6.2762	9.9891	9.6428	5.6828	5.0401	9.1236	2.9008	74.3978
	S	64.647	61.374	71.115	102.619	114.722	108.356	68.296	97.772	129.004	70.213	65.989	73.727	97.748	53.120	86.422
8	T	2.6251	2.2575	8.1583	4.6078	0.6993	2.6629	4.4771	6.2152	9.9636	9.6436	5.6627	4.9542	9.0849	2.9314	73.9436
	S	64.933	62.217	72.124	103.135	115.050	110.611	68.531	98.732	129.334	70.207	66.223	75.005	98.165	52.566	86.953
9	T	2.5963	2.1978	8.1115	4.6205	0.7018	2.7078	4.4950	6.2654	9.9763	9.6131	5.6803	4.9230	9.1608	2.9134	73.9630
	S	65.653	63.907	72.540	102.852	114.640	108.777	68.258	97.940	129.170	70.429	66.018	75.481	97.352	52.890	86.930
10	T	2.5656	2.2521	8.2379	4.6747	0.7051	2.7156	4.4560	6.2853	9.9676	9.5559	5.5981	4.9394	8.9956	2.8981	73.8470
	S	66.438	62.366	71.427	101.659	114.104	108.464	68.855	97.630	129.283	70.851	66.987	75.230	99.139	53.170	87.067
11	T	2.5564	2.2424	8.0705	4.5986	0.6986	2.6948	4.4643	6.2677	9.9925	9.5306	5.6158	4.9733	9.0925	2.9168	73.7148
	S	66.678	62.636	72.909	103.342	115.165	109.301	68.727	97.905	128.960	71.039	66.776	74.717	98.083	52.829	87.223
12	T	2.5912	2.2179	8.0780	4.6262	0.7018	2.6999	4.4509	6.2793	9.9813	9.5851	5.5672	4.9012	9.0093	2.9077	73.5970
	S	65.782	63.328	72.841	102.725	114.640	109.095	68.934	97.724	129.105	70.635	67.359	75.816	98.989	52.994	87.362

Event: Cooper Tires Grand Prix of Toronto
Track: Streets of Toronto
Report: Section Data Report
Session: Qualifications - Race 1

Round 14 / 15
1.786 mile(s)
USF2000 Championship
July 15, 2022



Section Data for Car 12 - Garg, Bijoy

Lap	T/SPI to PO	PO to I8	SF to PI
1	T	71.2888	
	S	77.556	
2	T		65.4144
	S		79.861
3	T	271.2539	65.6634
	S	2.556	84.200
4	T		
	S		
5	T		
	S		
6	T		
	S		
7	T		
	S		
8	T		
	S		
9	T		
	S		
10	T		
	S		
11	T		
	S		
12	T		60.1243
	S		86.888

Event: Cooper Tires Grand Prix of Toronto
 Track: Streets of Toronto
 Report: Section Data Report
 Session: Qualifications - Race 1

Round 14 / 15
 1.786 mile(s)
 USF2000 Championship
 July 15, 2022



Section Data for Car 22 - Rowe, Myles

Lap	T/S	I8 to I9A	I9A to I9	I9 to I10	I10 to SF	SF to I1	I1 to I2	I2 to I3A	I3A to I3	I3 to I4	I4 to I5	I5 to I6A	I6A to I6	I6 to I7	I7 to I8	Lap
1	T	2.7328	2.3210	8.5700	4.7632	0.7196	2.8373	4.8569	6.3770	10.1195	10.3729	5.9227	5.1189	9.3929	2.9980	77.1027
	S	62.374	60.515	68.659	99.771	111.805	103.812	63.172	96.226	127.342	65.271	63.316	72.592	94.946	51.398	83.390
2	T	2.6971	2.3179	8.3955	4.6873	0.7104	2.7059	4.6745	6.2692	10.0562	10.1572	5.8617	4.9814	9.3363	3.4803	76.3309
	S	63.199	60.596	70.086	101.386	113.252	108.853	65.637	97.881	128.143	66.657	63.975	74.596	95.522	44.275	84.233
3	T					0.7832	2.9824	4.8469	6.3790	10.1491	10.0744	6.0207	5.0473	9.2709	2.9757	346.8734
	S					102.725	98.761	63.302	96.196	126.971	67.205	62.285	73.622	96.195	51.783	18.536
4	T	2.5742	2.2323	8.2163	4.6920	0.7086	2.6732	4.6072	6.2990	10.0574	9.8777	5.7366	4.9452	9.2488	2.9848	74.8533
	S	66.217	62.919	71.615	101.285	113.540	110.185	66.595	97.418	128.128	68.543	65.370	75.142	96.425	51.625	85.896
5	T	2.5817	2.2002	8.2393	4.6706	0.7098	2.6487	4.5737	6.2241	10.0054	10.0143	5.7745	4.9574	9.2837	2.9637	74.8471
	S	66.024	63.837	71.415	101.749	113.348	111.204	67.083	98.590	128.794	67.608	64.941	74.957	96.063	51.993	85.903
6	T	2.5515	2.1772	8.0974	4.6374	0.7049	2.6229	4.4574	6.2303	9.9811	9.7745	5.7236	4.8394	9.0867	2.9133	73.7976
	S	66.806	64.512	72.666	102.477	114.136	112.298	68.833	98.492	129.108	69.267	65.518	76.784	98.145	52.892	87.125
7	T	2.5843	2.1611	8.0465	4.6288	0.7045	2.5883	4.4732	6.2497	9.9900	9.5301	5.7264	4.9124	9.0992	2.8435	73.5380
	S	65.958	64.992	73.126	102.667	114.201	113.799	68.590	98.187	128.993	71.043	65.486	75.643	98.011	54.191	87.432
8	T	2.5435	2.1733	8.1404	4.6099	0.7002	2.6019	4.4616	6.2393	9.9848	9.5045	5.7013	4.8713	9.0824	2.8975	73.5119
	S	67.016	64.627	72.283	103.088	114.902	113.204	68.769	98.350	129.060	71.234	65.774	76.282	98.192	53.181	87.463
9	T	2.5647	2.1465	8.0771	4.5975	0.6996	2.6170	4.5351	6.2509	9.9783	9.6282	5.6775	4.8768	9.0708	2.8514	73.5714
	S	66.462	65.434	72.849	103.366	115.001	112.551	67.654	98.168	129.144	70.319	66.050	76.196	98.317	54.040	87.393
10	T	2.4866	2.1293	7.9478	4.5853	0.6994	2.5850	4.4198	6.2203	9.9468	9.5143	5.6121	4.8368	9.0143	2.8379	72.8357
	S	68.549	65.963	74.034	103.641	115.034	113.944	69.419	98.651	129.553	71.161	66.820	76.826	98.934	54.298	88.275
11	T	2.5606	2.1339	7.9754	4.6122	0.6984	2.6986	4.5771	6.2368	9.9349	9.5476	5.6575	4.8288	8.9520	2.8395	73.2533
	S	66.568	65.821	73.778	103.037	115.198	109.148	67.033	98.390	129.708	70.913	66.284	76.953	99.622	54.267	87.772
12	T	2.5311	2.1995	8.0535	4.6211	0.7027	2.6008	4.3877	6.2103	9.9609	9.4557	5.6455	4.8184	8.8999	2.7298	72.8169
	S	67.344	63.857	73.063	102.839	114.493	113.252	69.927	98.809	129.369	71.602	66.425	77.119	100.205	56.448	88.298
13	T	4.0650	126.7113	15.0954	6.6441	1.0121	4.2176	5.8019	6.8232	12.3890	13.8815	6.7688	5.8601	14.6733	3.7139	
	S	41.932	1.108	38.979	71.526	79.493	69.837	52.882	89.934	104.015	48.773	55.401	63.410	60.778	41.490	

Event: Cooper Tires Grand Prix of Toronto
Track: Streets of Toronto
Report: Section Data Report
Session: Qualifications - Race 1

Round 14 / 15
1.786 mile(s)
USF2000 Championship
July 15, 2022



Section Data for Car 22 - Rowe, Myles

Lap	T/S	PI to PO	PO to I8	SF to PI
1	T		67.1123	
	S		82.382	
2	T			62.4780
	S			83.615
3	T	278.2018	64.4267	
	S	2.492	85.816	
4	T			
	S			
5	T			
	S			
6	T			
	S			
7	T			
	S			
8	T			
	S			
9	T			
	S			
10	T			
	S			
11	T			
	S			
12	T			
	S			
13	T			79.5989
	S			65.630

Event: Cooper Tires Grand Prix of Toronto
Track: Streets of Toronto
Report: Section Data Report
Session: Qualifications - Race 1

Round 14 / 15
1.786 mile(s)
USF2000 Championship
July 15, 2022



Section Data for Car 23 - Denmark, Jace

Lap	T/S	I8 to I9A	I9A to I9	I9 to I10	I10 to SF	SF to I1	I1 to I2	I2 to I3A	I3A to I3	I3 to I4	I4 to I5	I5 to I6A	I6A to I6	I6 to I7	I7 to I8	Lap
1	T	2.9183	2.4469	8.7426	4.8885	0.7346	2.8427	4.6966	6.3314	10.4289	10.3238	5.8121	4.9390	9.1728	3.0032	77.2814
	S	58.409	57.401	67.304	97.213	109.522	103.615	65.328	96.920	123.564	65.581	64.521	75.236	97.224	51.309	83.197
2	T	2.6557	2.2389	8.2663	4.6133	0.7035	2.7233	4.4955	6.2502	9.9581	10.1741	5.8656	4.9347	10.4113	3.6750	76.9655
	S	64.184	62.734	71.182	103.012	114.363	108.158	68.250	98.179	129.406	66.546	63.932	75.302	85.659	41.929	83.539
3	T					0.7998	3.4494	5.5682	6.7050	10.2286	10.0855	5.8129	4.9028	9.1838	2.9196	344.5281
	S					100.593	85.390	55.102	91.519	125.984	67.131	64.512	75.792	97.108	52.778	18.662
4	T	2.6716	2.2665	8.2098	4.7197	0.7111	2.7132	4.4421	6.2700	9.9842	10.2550	5.8450	4.8749	9.2062	2.9544	75.1237
	S	63.802	61.970	71.672	100.690	113.141	108.560	69.071	97.869	129.068	66.021	64.157	76.225	96.871	52.156	85.587
5	T	2.5960	2.2350	8.3014	4.7486	0.7117	2.7479	4.5058	6.2858	9.9994	9.8564	5.8769	4.8497	9.0912	2.8982	74.7040
	S	65.660	62.843	70.881	100.077	113.046	107.189	68.094	97.623	128.871	68.691	63.809	76.621	98.097	53.168	86.068
6	T	2.5831	2.2255	8.0197	4.6129	0.7024	2.6187	4.4287	6.2387	9.9678	9.6946	5.7485	4.7797	9.1437	2.9138	73.6778
	S	65.988	63.111	73.370	103.021	114.542	112.478	69.280	98.360	129.280	69.837	65.234	77.744	97.534	52.883	87.266
7	T	2.5565	2.1887	8.0524	4.6261	0.7029	2.6563	4.4451	6.2524	9.9647	9.5862	5.6719	4.8100	9.0698	2.8737	73.4567
	S	66.675	64.173	73.073	102.727	114.461	110.886	69.024	98.144	129.320	70.627	66.115	77.254	98.328	53.621	87.529
8	T	2.6141	2.1513	8.0082	4.5724	0.6968	2.6110	4.4163	6.2678	9.9637	9.6194	5.6792	4.8352	9.1151	2.8475	73.3980
	S	65.206	65.288	73.476	103.934	115.463	112.809	69.474	97.903	129.333	70.383	66.030	76.851	97.840	54.114	87.599
9	T	2.5780	2.1893	8.1042	4.5879	0.6987	2.5877	4.4507	6.2568	9.9200	9.5103	5.6246	4.8343	9.0166	2.8151	73.1742
	S	66.119	64.155	72.605	103.583	115.149	113.825	68.937	98.075	129.903	71.191	66.671	76.866	98.908	54.737	87.867
10	T	2.5770	2.1393	8.0701	4.5659	0.6965	2.6071	4.3596	6.2323	9.9100	9.4861	5.6698	4.8019	9.0785	2.8688	73.0629
	S	66.145	65.654	72.912	104.082	115.513	112.978	70.378	98.461	130.034	71.372	66.140	77.384	98.234	53.713	88.001
11	T	2.5484	2.1211	7.9925	4.6000	0.7021	2.6295	4.3737	6.2255	9.9259	9.5608	5.7409	4.9163	9.2347	2.9108	73.4822
	S	66.887	66.218	73.620	103.310	114.591	112.016	70.151	98.568	129.826	70.815	65.321	75.583	96.573	52.938	87.499
12	T	2.6295	2.2079	8.3472	4.8546	0.7137	2.7070	4.4899	6.1844	9.8346	9.7860	6.1389	5.0722	9.3255	2.9320	75.2234
	S	64.824	63.615	70.492	97.892	112.729	108.809	68.335	99.223	131.031	69.185	61.086	73.260	95.632	52.555	85.473

Event: Cooper Tires Grand Prix of Toronto
Track: Streets of Toronto
Report: Section Data Report
Session: Qualifications - Race 1

Round 14 / 15
1.786 mile(s)
USF2000 Championship
July 15, 2022



Section Data for Car 23 - Denmark, Jace

Lap	T/SPI to PO	PO to I8	SF to PI
1	T	69.3779	
	S	79.692	
2	T		64.3287
	S		81.209
3	T	273.7552	65.6355
	S	2.533	84.236
4	T		
	S		
5	T		
	S		
6	T		
	S		
7	T		
	S		
8	T		
	S		
9	T		
	S		
10	T		
	S		
11	T		
	S		
12	T		61.6930
	S		84.679

Event: Cooper Tires Grand Prix of Toronto
Track: Streets of Toronto
Report: Section Data Report
Session: Qualifications - Race 1

Round 14 / 15
1.786 mile(s)
USF2000 Championship
July 15, 2022



Section Data for Car 3 - Jones, Jagger (R)

Lap	T/S	I8 to I9A	I9A to I9	I9 to I10	I10 to SF	SF to I1	I1 to I2	I2 to I3A	I3A to I3	I3 to I4	I4 to I5	I5 to I6A	I6A to I6	I6 to I7	I7 to I8	Lap
1	T	2.8409	2.2954	8.5457	4.7440	0.7184	2.7051	4.6554	6.3299	10.1099	10.0946	5.8346	5.0818	9.4203	3.1300	76.5060
	S	60.000	61.190	68.854	100.174	111.991	108.885	65.906	96.943	127.463	67.070	64.272	73.122	94.670	49.230	84.040
2	T	2.6332	2.1961	8.4244	4.7120	0.7118	2.7682	4.6263	6.2897	10.3634	10.0671	5.8421	5.0591	10.2488	3.3843	77.3265
	S	64.733	63.956	69.846	100.855	113.030	106.403	66.320	97.562	124.345	67.253	64.189	73.450	87.017	45.531	83.149
3	T					0.8111	3.1099	4.9036	6.3544	10.1818	10.1822	6.3401	5.1241	9.3021	3.2198	348.2283
	S					99.192	94.712	62.570	96.569	126.563	66.493	59.147	72.518	95.873	47.857	18.464
4	T	2.6105	2.3100	8.4230	4.7223	0.7105	2.6872	4.5341	6.2953	10.0095	9.8204	5.7599	4.9180	9.1811	2.9483	74.9301
	S	65.296	60.803	69.857	100.635	113.237	109.611	67.669	97.475	128.741	68.943	65.105	75.557	97.136	52.264	85.808
5	T	2.6269	2.1756	8.2838	4.7364	0.7116	2.6778	4.4310	6.2865	9.9943	9.8069	5.7354	4.9426	9.2499	2.9738	74.6325
	S	64.888	64.559	71.031	100.335	113.061	109.995	69.244	97.612	128.937	69.038	65.383	75.181	96.414	51.816	86.150
6	T	2.5604	2.1706	8.2157	4.6511	0.7030	2.6115	4.4057	6.2721	9.9689	9.6014	5.7660	4.9484	9.1448	2.9288	73.9484
	S	66.573	64.708	71.620	102.175	114.445	112.788	69.641	97.836	129.266	70.515	65.036	75.093	97.522	52.612	86.947
7	T	2.6199	2.1969	8.3053	4.6621	0.7039	2.5938	4.3685	6.2131	9.9441	9.5096	5.6776	4.8857	9.0514	2.8464	73.5783
	S	65.061	63.933	70.847	101.934	114.298	113.558	70.234	98.765	129.588	71.196	66.049	76.057	98.528	54.135	87.384
8	T	2.5835	2.1634	8.1583	4.6768	0.7050	2.5978	4.3847	6.2306	9.9467	9.3647	5.6446	5.0561	9.0747	3.0765	73.6634
	S	65.978	64.923	72.124	101.614	114.120	113.383	69.975	98.488	129.554	72.298	66.435	73.494	98.275	50.086	87.284
9	T	2.6039	2.1569	8.1703	4.6541	0.7050	2.6068	4.4171	6.2262	9.9623	9.5667	5.7574	4.8738	9.2255	3.0566	73.9826
	S	65.461	65.119	72.018	102.109	114.120	112.991	69.461	98.557	129.351	70.771	65.134	76.243	96.669	50.413	86.907
10	T	2.5439	2.2888	8.2162	4.6186	0.7009	2.5741	4.4638	6.2594	9.9801	9.6601	5.6964	4.9027	9.0863	2.8458	73.8371
	S	67.005	61.366	71.616	102.894	114.787	114.427	68.735	98.034	129.121	70.087	65.831	75.793	98.150	54.147	87.078
11	T	2.5734	2.1564	8.1306	4.6526	0.7038	2.5794	4.4916	6.2953	9.9767	9.3900	5.7508	4.8880	9.1645	2.9305	73.6836
	S	66.237	65.134	72.370	102.142	114.315	114.191	68.309	97.475	129.165	72.103	65.208	76.021	97.312	52.582	87.260
12	T	2.5290	2.1551	8.1826	4.6485	0.7062	2.5806	4.3805	6.3035	9.9945	9.4022	5.6429	4.8592	9.0480	2.7447	73.1775
	S	67.400	65.173	71.910	102.232	113.926	114.138	70.042	97.349	128.935	72.009	66.455	76.472	98.565	56.141	87.863

Event: Cooper Tires Grand Prix of Toronto
Track: Streets of Toronto
Report: Section Data Report
Session: Qualifications - Race 1

Round 14 / 15
1.786 mile(s)
USF2000 Championship
July 15, 2022



Section Data for Car 3 - Jones, Jagger (R)

Lap	T/SPI to PO	PO to I8	SF to PI
1	T	66.9771	
	S	82.549	
2	T		63.4865
	S		82.287
3	T	278.2206	65.8820
	S	2.492	83.921
4	T		
	S		
5	T		
	S		
6	T		
	S		
7	T		
	S		
8	T		
	S		
9	T		
	S		
10	T		
	S		
11	T		
	S		
12	T		59.1663
	S		88.295

Event: Cooper Tires Grand Prix of Toronto
Track: Streets of Toronto
Report: Section Data Report
Session: Qualifications - Race 1

Round 14 / 15
1.786 mile(s)
USF2000 Championship
July 15, 2022



Section Data for Car 32 - Weir, Christian

Lap	T/S	I8 to I9A	I9A to I9	I9 to I10	I10 to SF	SF to I1	I1 to I2	I2 to I3A	I3A to I3	I3 to I4	I4 to I5	I5 to I6A	I6A to I6	I6 to I7	I7 to I8	Lap
1	T	2.5874	2.2630	8.5881	4.7445	0.7177	2.6914	4.6078	6.3755	10.1359	9.8711	5.8308	4.9534	9.1717	2.8780	75.4163
	S	65.879	62.066	68.514	100.164	112.101	109.439	66.587	96.249	127.136	68.589	64.314	75.017	97.236	53.541	85.255
2	T	2.5751	2.2431	8.5853	5.6386	0.9815	4.1264	5.8308	8.4164	16.7767	11.6647	7.8383	5.8952	12.3307	3.7200	96.6228
	S	66.193	62.616	68.537	84.281	81.971	71.381	52.620	72.910	76.811	58.042	47.842	63.033	72.325	41.422	66.543
3	T					0.8165	3.0325	4.7127	6.3776	10.1323	10.0921	5.7631	5.0661	9.2923	2.9138	314.8704
	S					98.536	97.130	65.105	96.217	127.181	67.087	65.069	73.349	95.974	52.883	20.420
4	T	2.5033	2.1810	8.2588	4.6484	0.7081	2.6174	4.3566	6.2862	10.0717	9.6937	5.6913	5.0275	9.0767	2.8578	73.9785
	S	68.092	64.399	71.246	102.235	113.620	112.534	70.426	97.616	127.946	69.844	65.890	73.912	98.254	53.919	86.912
5	T	2.5614	2.1672	8.2317	4.6918	0.7100	2.6443	4.4774	6.2784	10.0598	9.7167	5.8054	4.9347	9.0895	2.9981	74.3664
	S	66.547	64.809	71.481	101.289	113.316	111.389	68.526	97.738	128.098	69.679	64.595	75.302	98.115	51.396	86.458
6	T	2.5802	2.1744	8.2632	4.6343	0.7054	2.5984	4.4110	6.2481	10.0442	9.5464	5.7288	4.9667	9.0841	2.8227	73.8079
	S	66.063	64.595	71.208	102.546	114.055	113.356	69.558	98.212	128.297	70.922	65.459	74.816	98.174	54.590	87.113
7	T	2.5893	2.1735	8.2468	4.6341	0.7061	2.6176	4.4193	6.2771	10.0422	9.5333	5.6906	4.9323	9.0245	2.8152	73.7019
	S	65.830	64.621	71.350	102.550	113.942	112.525	69.427	97.758	128.322	71.019	65.898	75.338	98.822	54.735	87.238
8	T	2.5330	2.1687	8.1524	4.6203	0.7050	2.5938	4.4551	6.2622	10.0183	9.4514	5.6501	5.0243	9.0749	3.0182	73.7277
	S	67.294	64.764	72.176	102.856	114.120	113.558	68.869	97.991	128.628	71.634	66.371	73.959	98.273	51.054	87.207
9	T	2.5239	2.0837	8.1985	4.6089	0.7041	2.5944	4.4038	6.2532	10.0107	9.4101	5.6492	4.8935	9.1287	2.8430	73.3057
	S	67.536	67.406	71.770	103.111	114.266	113.531	69.671	98.132	128.726	71.949	66.381	75.936	97.694	54.200	87.709
10	T	2.5639	2.1697	8.1868	4.6434	0.7052	2.5937	4.3074	6.2651	10.0245	9.4730	5.6492	4.9199	9.0903	2.8435	73.4356
	S	66.483	64.735	71.873	102.345	114.088	113.562	71.230	97.945	128.549	71.471	66.381	75.528	98.107	54.191	87.554
11	T	2.4616	2.1162	8.1924	4.6180	0.7038	2.6000	4.3449	6.2352	9.9939	9.5811	5.6561	4.9401	9.0399	2.8052	73.2884
	S	69.245	66.371	71.824	102.908	114.315	113.287	70.616	98.415	128.942	70.665	66.300	75.219	98.654	54.930	87.730

Event: Cooper Tires Grand Prix of Toronto
Track: Streets of Toronto
Report: Section Data Report
Session: Qualifications - Race 1

Round 14 / 15
1.786 mile(s)
USF2000 Championship
July 15, 2022



Section Data for Car 32 - Weir, Christian

Lap	T/SPI to PO	PO to I8	SF to PI
1	T	67.1050	
	S	82.391	
2	T		82.3193
	S		63.461
3	T	245.2652	64.8666
	S	2.827	85.234
4	T		
	S		
5	T		
	S		
6	T		
	S		
7	T		
	S		
8	T		
	S		
9	T		
	S		
10	T		
	S		
11	T		59.7068
	S		87.496

Event: Cooper Tires Grand Prix of Toronto
Track: Streets of Toronto
Report: Section Data Report
Session: Qualifications - Race 1

Round 14 / 15
1.786 mile(s)
USF2000 Championship
July 15, 2022



Section Data for Car 33 - Kohlbecker, Spike

Lap	T/S	I8 to I9A	I9A to I9	I9 to I10	I10 to SF	SF to I1	I1 to I2	I2 to I3A	I3A to I3	I3 to I4	I4 to I5	I5 to I6A	I6A to I6	I6 to I7	I7 to I8	Lap
1	T	2.6275	2.2754	8.7717	4.8260	0.7220	2.7122	4.6579	6.3588	10.1127	9.7509	5.9476	5.0272	9.1939	2.9885	75.9723
	S	64.873	61.727	67.080	98.472	111.433	108.600	65.870	96.502	127.428	69.434	63.051	73.916	97.001	51.561	84.631
2	T	2.5652	2.2355	8.6421	4.9820	0.8413	3.6797	5.3514	8.0605	16.7479	12.7315	6.9341	6.0753	12.1680	3.7168	94.7313
	S	66.449	62.829	68.086	95.389	95.631	80.946	57.334	76.129	76.943	53.179	54.081	61.164	73.292	41.458	67.872
3	T					0.8151	2.9953	4.7535	6.4230	10.3503	9.8912	5.7907	4.8995	9.1657	3.0519	315.8831
	S					98.705	98.336	64.546	95.537	124.502	68.449	64.759	75.843	97.300	50.490	20.354
4	T	2.5622	2.2180	8.4005	4.6846	0.7086	2.6333	4.5297	6.3018	10.0368	9.5788	5.7924	4.9132	9.1004	2.9825	74.4428
	S	66.527	63.325	70.045	101.445	113.540	111.854	67.735	97.375	128.391	70.682	64.740	75.631	97.998	51.665	86.370
5	T	2.5457	2.2385	8.2649	4.6677	0.7071	2.6110	4.5191	6.2947	10.0213	9.5595	5.7679	4.8963	9.1458	2.9572	74.1967
	S	66.958	62.745	71.194	101.812	113.781	112.809	67.894	97.485	128.590	70.824	65.015	75.892	97.511	52.107	86.656
6	T	2.5355	2.1890	8.2406	4.6634	0.7066	2.6344	4.4807	6.2705	10.0198	9.4997	5.7074	4.9916	9.2097	2.9932	74.1421
	S	67.227	64.164	71.404	101.906	113.862	111.807	68.476	97.861	128.609	71.270	65.704	74.443	96.835	51.480	86.720
7	T	2.5585	2.1849	8.2323	4.6402	0.7077	2.6169	4.4517	6.2877	10.0162	9.5176	5.7476	4.7773	9.1530	2.8912	73.7828
	S	66.623	64.284	71.476	102.415	113.685	112.555	68.922	97.593	128.655	71.136	65.245	77.783	97.435	53.297	87.142
8	T	2.5420	2.1786	8.1803	4.6449	0.7054	2.6212	4.7122	6.3775	10.0564	9.5945	5.7704	4.8072	9.1291	2.8944	74.2141
	S	67.055	64.470	71.930	102.312	114.055	112.370	65.111	96.219	128.141	70.566	64.987	77.299	97.690	53.238	86.636
9	T	2.5299	2.1846	8.2519	4.6510	0.7059	2.6303	4.4601	6.3023	10.0248	9.4642	5.7159	4.7775	9.0555	2.8890	73.6429
	S	67.376	64.293	71.306	102.177	113.974	111.982	68.792	97.367	128.545	71.538	65.606	77.779	98.484	53.337	87.308
10	T	2.5322	2.1604	8.2251	4.6490	0.7055	2.6014	4.5437	6.4016	10.0583	9.4402	5.7400	4.8404	9.0685	2.9060	73.8723
	S	67.315	65.013	71.538	102.221	114.039	113.226	67.526	95.857	128.117	71.719	65.331	76.769	98.342	53.025	87.037
11	T	2.4941	2.1559	8.1536	4.6432	0.7058	2.5996	4.4297	6.2593	10.0070	9.4471	5.6828	4.8203	9.1079	2.8847	73.3910
	S	68.343	65.149	72.166	102.349	113.991	113.304	69.264	98.036	128.773	71.667	65.989	77.089	97.917	53.417	87.607

Event: Cooper Tires Grand Prix of Toronto
Track: Streets of Toronto
Report: Section Data Report
Session: Qualifications - Race 1

Round 14 / 15
1.786 mile(s)
USF2000 Championship
July 15, 2022



Section Data for Car 33 - Kohlbecker, Spike

Lap	T/SPI to PO	PO to I8	SF to PI
1	T	67.1934	
	S	82.283	
2	T		81.5280
	S		64.077
3	T	245.5943	65.0673
	S	2.823	84.971
4	T		
	S		
5	T		
	S		
6	T		
	S		
7	T		
	S		
8	T		
	S		
9	T		
	S		
10	T		
	S		
11	T		59.7953
	S		87.366

Event: Cooper Tires Grand Prix of Toronto
Track: Streets of Toronto
Report: Section Data Report
Session: Qualifications - Race 1

Round 14 / 15
1.786 mile(s)
USF2000 Championship
July 15, 2022



Section Data for Car 4 - d'Orlando, Michael

Lap	T/S	I8 to I9A	I9A to I9	I9 to I10	I10 to SF	SF to I1	I1 to I2	I2 to I3A	I3A to I3	I3 to I4	I4 to I5	I5 to I6A	I6A to I6	I6 to I7	I7 to I8	Lap
1	T	2.8547	2.5008	8.7484	4.7765	0.7166	2.9270	5.2300	6.4696	10.0698	10.0986	5.8898	4.9899	9.2480	2.9220	77.4417
	S	59.710	56.164	67.259	99.493	112.273	100.630	58.665	94.849	127.970	67.043	63.669	74.469	96.434	52.735	83.025
2	T	2.5922	2.2555	8.4481	4.6618	0.7027	2.6926	4.4903	6.2688	9.9540	10.1072	5.7864	4.9165	10.9221	3.5849	77.3831
	S	65.757	62.272	69.650	101.941	114.493	109.391	68.329	97.887	129.459	66.986	64.807	75.580	81.653	42.983	83.088
3	T					0.8104	3.7341	5.0043	6.2977	10.1121	9.8451	5.7610	5.0763	9.9427	2.9792	344.7273
	S					99.278	78.880	61.311	97.438	127.435	68.770	65.093	73.201	89.696	51.722	18.651
4	T	2.6144	2.1986	8.4490	4.6712	0.7047	2.6801	4.4848	6.2310	9.9528	9.6984	5.7520	4.8497	9.2379	2.9424	74.4670
	S	65.198	63.884	69.642	101.736	114.169	109.901	68.413	98.481	129.475	69.810	65.195	76.621	96.539	52.369	86.342
5	T	2.6160	2.2321	8.2396	4.6066	0.6986	2.7071	4.5411	6.2529	9.8664	9.9236	5.8528	4.8960	9.3035	2.8865	74.6228
	S	65.158	62.925	71.412	103.162	115.165	108.805	67.565	98.136	130.609	68.226	64.072	75.897	95.858	53.383	86.161
6	T	2.5966	2.2038	8.1373	4.5821	0.6974	2.6780	4.6793	6.8221	10.1070	9.6474	5.6557	4.8144	9.1670	2.8748	74.6629
	S	65.645	63.733	72.310	103.714	115.364	109.987	65.569	89.948	127.499	70.179	66.305	77.183	97.286	53.601	86.115
7	T	2.5961	2.1695	8.1047	4.6035	0.7021	2.6816	4.4837	6.2272	9.9397	9.7201	5.5989	4.8523	9.0740	2.8663	73.6197
	S	65.658	64.741	72.601	103.232	114.591	109.839	68.430	98.541	129.645	69.654	66.977	76.580	98.283	53.760	87.335
8	T	2.5938	2.1514	8.1718	4.6023	0.6997	2.6711	4.3869	6.2434	9.9577	9.4184	5.6174	4.8257	9.0512	2.8883	73.2791
	S	65.716	65.285	72.005	103.259	114.984	110.271	69.940	98.286	129.411	71.885	66.757	77.002	98.530	53.350	87.741
9	T	2.5739	2.1774	8.0921	4.5887	0.6977	2.6404	4.4193	6.2523	9.9318	9.4534	5.5889	4.8618	9.1107	2.8761	73.2645
	S	66.224	64.506	72.714	103.565	115.314	111.553	69.427	98.146	129.749	71.619	67.097	76.431	97.887	53.576	87.759
10	T	2.5769	2.1592	8.1201	4.5869	0.7007	2.6155	4.3758	6.2168	9.9174	9.5264	5.6399	4.8382	9.0683	2.9165	73.2586
	S	66.147	65.049	72.463	103.605	114.820	112.615	70.117	98.706	129.937	71.070	66.491	76.804	98.345	52.834	87.766
11	T	2.6501	2.1804	8.0700	4.5766	0.6993	2.6153	4.4129	6.2392	9.9199	9.4325	5.6053	4.8235	9.1225	2.8916	73.2391
	S	64.320	64.417	72.913	103.838	115.050	112.624	69.528	98.352	129.904	71.778	66.901	77.038	97.760	53.289	87.789
12	T	2.5719	2.1698	8.1077	4.6480	0.7024	2.6195	4.3328	6.2475	9.8891	9.5819	5.7528	4.9578	9.2447	3.2726	74.0985
	S	66.276	64.732	72.574	102.243	114.542	112.443	70.813	98.221	130.309	70.659	65.186	74.951	96.468	47.085	86.771

Event: Cooper Tires Grand Prix of Toronto
Track: Streets of Toronto
Report: Section Data Report
Session: Qualifications - Race 1

Round 14 / 15
1.786 mile(s)
USF2000 Championship
July 15, 2022



Section Data for Car 4 - d'Orlando, Michael

Lap	T/SPI to PO	PO to I8	SF to PI
1	T	68.8847	
	S	80.263	
2	T		64.5831
	S		80.889
3	T	273.8219	65.7478
	S	2.532	84.092
4	T		
	S		
5	T		
	S		
6	T		
	S		
7	T		
	S		
8	T		
	S		
9	T		
	S		
10	T		
	S		
11	T		
	S		
12	T		61.4301
	S		85.041

Event: Cooper Tires Grand Prix of Toronto
 Track: Streets of Toronto
 Report: Section Data Report
 Session: Qualifications - Race 1

Round 14 / 15
 1.786 mile(s)
 USF2000 Championship
 July 15, 2022



Section Data for Car 5 - Hays, Nicky (R)

Lap	T/S	I8 to I9A	I9A to I9	I9 to I10	I10 to SF	SF to I1	I1 to I2	I2 to I3A	I3A to I3	I3 to I4	I4 to I5	I5 to I6A	I6A to I6	I6 to I7	I7 to I8	Lap
1	T	2.6367	2.3099	8.6412	4.8076	0.7222	2.7390	4.6580	6.3948	10.1046	9.9132	5.8257	5.0734	9.3516	2.9172	76.0951
	S	64.647	60.805	68.093	98.849	111.402	107.538	65.869	95.959	127.530	68.297	64.370	73.243	95.365	52.822	84.494
2	T	2.5716	2.2411	8.3943	4.7478	0.7164	2.7116	4.5934	6.3310	10.2571	10.7195	6.0385	5.0923	11.3958	3.3567	79.1671
	S	66.283	62.672	70.096	100.094	112.304	108.624	66.795	96.926	125.634	63.160	62.102	72.971	78.258	45.905	81.216
3	T					0.8060	3.1587	4.9958	6.4138	10.3951	11.0253	6.5947	5.0214	9.2816	2.9892	345.3594
	S					99.820	93.249	61.415	95.674	123.966	61.408	56.864	74.001	96.085	51.549	18.617
4	T	2.5908	2.2689	8.3419	4.7074	0.7127	2.7107	4.5578	6.3076	10.0983	9.7283	5.7036	4.9925	9.2348	2.8541	74.8094
	S	65.792	61.904	70.537	100.953	112.887	108.660	67.317	97.285	127.609	69.595	65.748	74.430	96.571	53.989	85.946
5	T	2.5491	2.2214	8.2564	4.6453	0.7067	2.6657	4.5321	6.3427	10.0651	9.6739	5.7217	4.9696	9.1434	2.9223	74.4154
	S	66.869	63.228	71.267	102.303	113.845	110.495	67.699	96.747	128.030	69.987	65.540	74.773	97.537	52.729	86.401
6	T	2.5949	2.2085	8.2841	4.6522	0.7078	2.6473	4.4487	6.2688	10.0541	9.7078	5.7297	4.9656	9.1301	2.9172	74.3168
	S	65.688	63.597	71.029	102.151	113.668	111.263	68.968	97.887	128.170	69.742	65.448	74.833	97.679	52.822	86.516
7	T	2.6120	2.2718	8.2847	4.6590	0.7090	2.6726	4.4901	6.2582	10.0497	9.6870	5.7623	4.9620	9.2712	2.8982	74.5878
	S	65.258	61.825	71.024	102.002	113.476	110.209	68.332	98.053	128.226	69.892	65.078	74.887	96.192	53.168	86.202
8	T	2.5357	2.1894	8.1800	4.6501	0.7079	2.6578	4.4146	6.2532	10.0471	9.5951	5.7212	4.9520	9.1481	2.8515	73.9037
	S	67.222	64.152	71.933	102.197	113.652	110.823	69.501	98.132	128.260	70.562	65.546	75.039	97.487	54.039	87.000
9	T	2.4860	2.1251	8.1699	4.6249	0.7050	2.6383	4.4056	6.2743	10.0396	9.5137	5.6934	4.9745	9.1638	2.8770	73.6911
	S	68.566	66.093	72.022	102.754	114.120	111.642	69.643	97.802	128.355	71.165	65.866	74.699	97.320	53.560	87.251
10	T	2.5035	2.1501	8.2044	4.6288	0.7044	2.6338	4.4666	6.2182	10.0125	9.4759	5.7370	4.8966	9.1415	2.8589	73.6322
	S	68.086	65.325	71.719	102.667	114.217	111.833	68.692	98.684	128.703	71.449	65.365	75.888	97.557	53.899	87.320
11	T	2.5089	2.1508	8.1604	4.6301	0.7050	2.6597	4.3943	6.2085	9.9833	9.4600	5.6921	4.9257	9.1255	2.9205	73.5248
	S	67.940	65.303	72.105	102.639	114.120	110.744	69.822	98.838	129.079	71.569	65.881	75.439	97.728	52.762	87.448
12	T	2.4976	2.1566	8.1308	4.6394	0.7057	2.6517	4.4326	6.2643	10.0083	9.4965	5.6440	4.8893	9.0692	2.9067	73.4927
	S	68.247	65.128	72.368	102.433	114.007	111.078	69.219	97.958	128.757	71.294	66.442	76.001	98.335	53.012	87.486

Event: Cooper Tires Grand Prix of Toronto
Track: Streets of Toronto
Report: Section Data Report
Session: Qualifications - Race 1

Round 14 / 15
1.786 mile(s)
USF2000 Championship
July 15, 2022



Section Data for Car 5 - Hays, Nicky (R)

Lap	T/SPI to PO	PO to I8	SF to PI
1	T	69.4767	
	S	79.579	
2	T		65.7149
	S		79.496
3	T	273.6848	67.1720
	S	2.534	82.309
4	T		
	S		
5	T		
	S		
6	T		
	S		
7	T		
	S		
8	T		
	S		
9	T		
	S		
10	T		
	S		
11	T		
	S		
12	T		59.8059
	S		87.351

Event: Cooper Tires Grand Prix of Toronto
Track: Streets of Toronto
Report: Section Data Report
Session: Qualifications - Race 1

Round 14 / 15
1.786 mile(s)
USF2000 Championship
July 15, 2022



Section Data for Car 6 - Papasavvas, Evagoras (R)

Lap	T/S	I8 to I9A	I9A to I9	I9 to I10	I10 to SF	SF to I1	I1 to I2	I2 to I3A	I3A to I3	I3 to I4	I4 to I5	I5 to I6A	I6A to I6	I6 to I7	I7 to I8	Lap
1	T	2.8577	2.5101	9.6805	5.0096	0.7378	3.0005	4.7484	6.4826	10.9578	10.2521	5.8726	5.0489	9.7443	3.0292	79.9321
	S	59.647	55.956	60.783	94.863	109.047	98.165	64.615	94.659	117.600	66.040	63.856	73.598	91.522	50.869	80.438
2	T	2.8586	2.5531	9.1860	4.9674	0.7277	3.0550	4.7320	6.3964	11.0521	10.6042	6.6691	6.4493	13.7708	3.8947	86.9164
	S	59.629	55.013	64.055	95.669	110.560	96.414	64.839	95.935	116.597	63.847	56.229	57.617	64.762	39.564	73.975
3	T					0.8124	3.3270	4.9748	6.5342	10.2418	10.1122	5.8092	5.0274	9.4959	2.9897	325.8472
	S					99.033	88.532	61.674	93.911	125.821	66.953	64.553	73.913	93.916	51.541	19.732
4	T	2.6740	2.3712	8.4779	4.7172	0.7086	2.7392	4.5310	6.3158	9.9908	9.8375	5.7593	5.0005	9.4217	3.0167	75.5614
	S	63.745	59.234	69.405	100.744	113.540	107.530	67.715	97.159	128.982	68.823	65.112	74.311	94.656	51.079	85.091
5	T	2.6911	2.3045	8.4154	4.6642	0.7012	2.7372	4.4901	6.2512	9.8753	9.9635	5.8315	4.9956	9.2802	2.9718	75.1728
	S	63.340	60.948	69.921	101.888	114.738	107.608	68.332	98.163	130.491	67.953	64.306	74.384	96.099	51.851	85.531
6	T	2.6488	2.2364	8.3171	4.6180	0.7058	3.2148	5.1035	6.6594	10.1345	9.7661	5.7868	4.9258	9.2495	2.9394	76.3059
	S	64.352	62.804	70.747	102.908	113.991	91.622	60.119	92.146	127.153	69.326	64.803	75.438	96.418	52.423	84.261
7	T	2.5794	2.2862	8.1960	4.6501	0.7042	2.6556	4.3587	6.2683	10.0089	9.6703	5.6411	4.8921	9.1118	2.8590	73.8817
	S	66.083	61.436	71.792	102.197	114.250	110.915	70.392	97.895	128.749	70.013	66.476	75.957	97.875	53.897	87.026
8	T	2.5604	2.2134	8.1856	4.6456	0.7040	2.6276	4.4414	6.2617	9.9974	9.6131	5.6619	4.8936	9.1079	2.7867	73.7003
	S	66.573	63.456	71.883	102.296	114.282	112.097	69.081	97.998	128.897	70.429	66.232	75.934	97.917	55.295	87.240
9	T	2.5692	2.3988	8.2439	4.6549	0.7052	2.6043	4.4196	6.2421	9.9517	9.5745	5.6473	4.8514	9.1256	2.9309	73.9194
	S	66.345	58.552	71.375	102.092	114.088	113.100	69.422	98.306	129.489	70.713	66.403	76.595	97.727	52.575	86.981
10	T	2.6038	2.2399	8.0992	4.6170	0.7016	2.6557	4.3614	6.2350	9.9385	9.6487	5.6744	4.8153	9.0555	2.8544	73.5004
	S	65.464	62.706	72.650	102.930	114.673	110.911	70.349	98.418	129.661	70.170	66.086	77.169	98.484	53.984	87.477
11	T	2.5513	2.2189	8.0727	4.6221	0.7002	2.6357	4.4209	6.2602	9.8948	9.6298	5.7082	4.8592	9.1419	2.7973	73.5132
	S	66.811	63.299	72.889	102.816	114.902	111.752	69.402	98.022	130.234	70.307	65.695	76.472	97.553	55.086	87.462
12	T	2.5799	2.2054	8.0882	4.6145	0.7005	2.6423	4.3864	6.3823	9.9459	9.6295	5.7002	4.8876	12.7645	4.2267	78.7539
	S	66.070	63.687	72.749	102.986	114.853	111.473	69.948	96.147	129.565	70.310	65.787	76.027	69.867	36.457	81.642

Event: Cooper Tires Grand Prix of Toronto
Track: Streets of Toronto
Report: Section Data Report
Session: Qualifications - Race 1

Round 14 / 15
1.786 mile(s)
USF2000 Championship
July 15, 2022



Section Data for Car 6 - Papasavvas, Evagoras (R)

Lap	T/SPI to PO	PO to I8	SF to PI
1	T	75.8051	
	S	72.935	
2	T		73.1231
	S		71.442
3	T	253.8895	66.1859
	S	2.731	83.535
4	T		
	S		
5	T		
	S		
6	T		
	S		
7	T		
	S		
8	T		
	S		
9	T		
	S		
10	T		
	S		
11	T		
	S		
12	T		67.3786
	S		77.533

Event: Cooper Tires Grand Prix of Toronto
Track: Streets of Toronto
Report: Section Data Report
Session: Qualifications - Race 1

Round 14 / 15
1.786 mile(s)
USF2000 Championship
July 15, 2022



Section Data for Car 7 - Lund, Frederik (R)

Lap	T/S	I8 to I9A	I9A to I9	I9 to I10	I10 to SF	SF to I1	I1 to I2	I2 to I3A	I3A to I3	I3 to I4	I4 to I5	I5 to I6A	I6A to I6	I6 to I7	I7 to I8	Lap
1	T	2.9318	2.6118	9.3694	4.9503	0.7317	2.9099	5.0018	6.5295	12.8567	10.5955	5.9256	5.0456	9.5209	3.0348	82.0153
	S	58.140	53.777	62.801	96.000	109.956	101.222	61.342	93.979	100.231	63.899	63.285	73.647	93.670	50.775	78.395
2	T	2.7512	2.5276	8.7955	4.7341	0.7479	3.3021	5.1786	6.5691	10.8398	11.4602	6.4547	6.2848	14.3277	4.3024	88.2757
	S	61.956	55.568	66.899	100.384	107.574	89.199	59.247	93.413	118.880	59.078	58.097	59.125	62.244	35.815	72.835
3	T					0.8066	3.2856	5.1432	6.6201	10.4175	10.2684	6.0718	5.0661	9.5013	3.0249	324.7953
	S					99.745	89.647	59.655	92.693	123.699	65.935	61.761	73.349	93.863	50.941	19.796
4	T	2.6929	2.4760	8.6890	4.7257	0.7113	2.6791	4.5508	6.4085	10.0274	9.8415	5.8840	5.0098	9.3506	3.0487	76.0953
	S	63.298	56.726	67.719	100.562	113.109	109.942	67.421	95.754	128.512	68.795	63.732	74.173	95.376	50.543	84.494
5	T	2.6827	2.4937	8.4669	4.7022	0.7087	2.6465	4.5756	6.5166	10.0675	9.8424	5.8508	4.9083	9.2168	3.2740	75.9527
	S	63.538	56.324	69.495	101.065	113.524	111.296	67.055	94.165	128.000	68.789	64.094	75.707	96.760	47.065	84.653
6	T	2.7749	2.4714	8.5293	4.6801	0.7086	2.6232	4.5423	6.3353	10.0089	9.9761	5.8224	4.8836	9.4238	3.0414	75.8213
	S	61.427	56.832	68.987	101.542	113.540	112.285	67.547	96.860	128.749	67.867	64.406	76.090	94.635	50.664	84.799
7	T	2.6685	2.3902	8.4607	4.6582	0.7048	2.6398	4.4979	6.3462	9.9406	10.0645	5.9113	4.9723	9.2735	3.0828	75.6113
	S	63.877	58.763	69.546	102.020	114.152	111.579	68.214	96.694	129.634	67.271	63.438	74.732	96.168	49.984	85.035
8	T	2.7035	2.4406	8.3634	4.6453	0.7028	2.6394	4.5792	6.3024	9.9690	9.7904	5.8091	4.8717	9.3450	3.0603	75.2221
	S	63.050	57.549	70.355	102.303	114.477	111.596	67.003	97.366	129.264	69.154	64.554	76.275	95.433	50.352	85.475
9	T	2.6270	2.3453	8.4457	4.6589	0.7046	2.6479	4.5068	6.3215	10.0031	12.4695	6.7164	6.8451	16.8260	5.4915	90.6093
	S	64.886	59.888	69.670	102.004	114.185	111.237	68.079	97.071	128.824	54.296	55.833	54.286	53.002	28.060	70.960

Event: Cooper Tires Grand Prix of Toronto
Track: Streets of Toronto
Report: Section Data Report
Session: Qualifications - Race 1

Round 14 / 15
1.786 mile(s)
USF2000 Championship
July 15, 2022



Section Data for Car 7 - Lund, Frederik (R)

Lap	T/SPI to PO	PO to I8	SF to PI
1	T	73.9319	
	S	74.783	
2	T		74.7735
	S		69.866
3	T	252.3937	67.0954
	S	2.747	82.403
4	T		
	S		
5	T		
	S		
6	T		
	S		
7	T		
	S		
8	T		
	S		
9	T		81.1015
	S		64.414

Event: Cooper Tires Grand Prix of Toronto
Track: Streets of Toronto
Report: Section Data Report
Session: Qualifications - Race 1

Round 14 / 15
1.786 mile(s)
USF2000 Championship
July 15, 2022



Section Data for Car 9 - Garciarce, Jorge (R)

Lap	T/S	I8 to I9A	I9A to I9	I9 to I10	I10 to SF	SF to I1	I1 to I2	I2 to I3A	I3A to I3	I3 to I4	I4 to I5	I5 to I6A	I6A to I6	I6 to I7	I7 to I8	Lap
1	T	2.8790	2.4528	9.8523	5.0858	0.7372	3.1568	5.2493	6.5328	10.1409	10.9383	6.2046	5.4631	10.0176	3.2012	81.9117
	S	59.206	57.263	59.723	93.442	109.135	93.305	58.449	93.932	127.073	61.897	60.439	68.018	89.025	48.135	78.494
2	T	2.8522	2.5187	9.3524	4.9709	0.7267	3.2487	5.3694	6.4902	11.0058	13.0211	7.2787	6.1484	14.1989	3.9358	91.1179
	S	59.762	55.765	62.915	95.602	110.712	90.666	57.142	94.548	117.087	51.996	51.520	60.437	62.809	39.151	70.564
3	T					0.8598	3.6658	5.4601	6.9374	10.2725	10.8337	6.1875	5.1318	9.6789	3.1091	326.0417
	S					93.574	80.350	56.193	88.453	125.445	62.494	60.606	72.409	92.140	49.561	19.720
4	T	2.7290	2.3690	9.0220	4.8306	0.7146	2.9108	4.9630	6.3483	9.9714	10.2188	6.0384	4.8858	9.3685	3.1023	77.4725
	S	62.460	59.289	65.219	98.379	112.587	101.191	61.821	96.662	129.233	66.255	62.103	76.055	95.193	49.670	82.992
5	T	2.7608	2.3781	8.6002	4.7414	0.7082	2.7205	4.5996	6.2770	9.9526	9.9895	5.8925	4.9028	9.3205	3.0133	75.8570
	S	61.741	59.062	68.418	100.229	113.604	108.269	66.705	97.759	129.477	67.776	63.640	75.792	95.684	51.137	84.759
6	T	2.7241	2.3167	8.6150	4.8549	0.7157	2.8380	4.7325	6.2705	9.9610	9.8759	5.9104	4.8785	9.1025	2.9735	75.7692
	S	62.573	60.627	68.301	97.886	112.414	103.786	64.832	97.861	129.368	68.555	63.447	76.169	97.975	51.821	84.858
7	T	2.7488	2.3142	8.4526	4.7114	0.7054	2.7168	4.5380	6.2329	9.9255	9.8261	5.9744	4.8970	9.2118	2.9541	75.2090
	S	62.011	60.692	69.613	100.868	114.055	108.416	67.611	98.451	129.831	68.903	62.768	75.881	96.813	52.162	85.490
8	T	2.7045	2.2908	8.4812	4.7353	0.7077	2.7145	4.4812	6.2311	9.9342	10.0643	5.8606	4.8553	9.1992	2.9015	75.1614
	S	63.026	61.312	69.378	100.358	113.685	108.508	68.468	98.480	129.717	67.272	63.987	76.533	96.945	53.107	85.544
9	T	2.6739	2.2479	8.5358	4.7474	0.7081	2.6541	4.4447	6.2370	9.9217	9.8142	6.0909	5.0412	9.3484	2.9170	75.3823
	S	63.748	62.483	68.934	100.103	113.620	110.978	69.030	98.386	129.881	68.986	61.567	73.711	95.398	52.825	85.293
10	T	2.7636	2.3003	8.5526	4.7545	0.7128	2.6926	4.3822	6.2266	9.9387	9.8896	5.7798	4.9034	9.1913	2.9895	75.0775
	S	61.678	61.059	68.799	99.953	112.871	109.391	70.015	98.551	129.658	68.460	64.881	75.782	97.029	51.544	85.640
11	T	2.7090	2.2672	8.3604	4.6935	0.7057	2.6855	4.5694	6.2599	9.9618	9.7648	5.8871	4.8399	9.2077	2.9648	74.8767
	S	62.922	61.951	70.380	101.252	114.007	109.680	67.146	98.027	129.358	69.335	63.699	76.777	96.856	51.973	85.869
12	T	2.6156	2.2325	8.3169	4.6700	0.7030	2.7662	4.6393	6.2872	9.9646	9.9325	6.0451	4.9775	9.3456	2.9402	75.4362
	S	65.168	62.914	70.749	101.762	114.445	106.480	66.135	97.601	129.321	68.165	62.034	74.654	95.427	52.408	85.232

Event: Cooper Tires Grand Prix of Toronto
Track: Streets of Toronto
Report: Section Data Report
Session: Qualifications - Race 1

Round 14 / 15
1.786 mile(s)
USF2000 Championship
July 15, 2022



Section Data for Car 9 - Garciarce, Jorge (R)

Lap	T/SPI to PO	PO to I8	SF to PI
1	T	74.0303	
	S	74.684	
2	T		77.0025
	S		67.843
3	T	251.4126	69.0503
	S	2.758	80.070
4	T		
	S		
5	T		
	S		
6	T		
	S		
7	T		
	S		
8	T		
	S		
9	T		
	S		
10	T		
	S		
11	T		
	S		
12	T		61.8057
	S		84.524

Event: Cooper Tires Grand Prix of Toronto
Track: Streets of Toronto
Report: Section Data Report
Session: Qualifications - Race 1

Round 14 / 15
1.786 mile(s)
USF2000 Championship
July 15, 2022



Section Data for Car 90 - Douglas, Jacob (R)

Lap	T/S	I8 to I9A	I9A to I9	I9 to I10	I10 to SF	SF to I1	I1 to I2	I2 to I3A	I3A to I3	I3 to I4	I4 to I5	I5 to I6A	I6A to I6	I6 to I7	I7 to I8	Lap
1	T	2.8262	2.4677	8.9850	4.8810	0.7271	2.9746	4.9984	6.3898	9.9963	10.6763	7.4380	5.5932	9.8270	3.0808	80.8614
	S	60.312	56.917	65.488	97.363	110.651	99.020	61.383	96.034	128.911	63.416	50.417	66.436	90.752	50.017	79.514
2	T	2.6245	2.3170	8.7655	4.8007	0.7159	2.7672	4.6979	6.3027	10.2918	9.9927	6.1567	5.5972	12.2182	3.7434	80.9914
	S	64.947	60.619	67.128	98.991	112.382	106.442	65.310	97.361	125.210	67.754	60.909	66.389	72.991	41.163	79.386
3	T					0.8040	3.1256	4.9402	6.4223	10.0841	10.0294	6.4518	5.2485	9.5496	3.0457	336.2443
	S					100.068	94.236	62.106	95.548	127.789	67.506	58.123	70.799	93.388	50.593	19.122
4	T	2.6662	2.2920	8.5486	4.7186	0.7083	2.6959	4.6307	6.2502	9.9756	9.8185	5.8136	5.0880	9.1429	2.9882	75.3373
	S	63.932	61.280	68.831	100.714	113.588	109.257	66.257	98.179	129.179	68.956	64.504	73.033	97.542	51.566	85.344
5	T	2.6448	2.2446	8.4958	4.7072	0.7074	2.6908	4.5089	6.2245	9.9702	9.8346	5.7691	5.0077	9.0907	3.0154	74.9117
	S	64.449	62.574	69.259	100.958	113.733	109.464	68.047	98.584	129.249	68.843	65.001	74.204	98.102	51.101	85.829
6	T	2.6475	2.2583	8.3624	4.6800	0.7055	2.6631	4.6077	6.2521	9.9752	9.6160	5.7530	4.8587	8.9784	2.8914	74.2493
	S	64.383	62.195	70.364	101.544	114.039	110.602	66.588	98.149	129.184	70.408	65.183	76.479	99.329	53.293	86.595
7	T	2.6276	2.2461	8.3153	4.6718	0.7043	2.6740	4.5896	6.2337	9.9545	9.6226	5.7268	4.9614	9.0815	2.9457	74.3549
	S	64.871	62.533	70.762	101.723	114.233	110.152	66.851	98.439	129.453	70.360	65.482	74.896	98.202	52.310	86.472
8	T	2.5858	2.1991	8.2686	4.6557	0.7016	2.6429	4.4596	6.2019	9.9432	9.4938	5.7072	4.8431	8.9599	2.9295	73.5919
	S	65.919	63.869	71.162	102.074	114.673	111.448	68.799	98.943	129.600	71.314	65.706	76.726	99.534	52.600	87.368
9	T	2.5718	2.1877	8.2559	4.6336	0.7022	2.6834	4.5233	6.2014	9.9352	9.5326	5.6801	4.8500	8.9069	2.8847	73.5488
	S	66.278	64.202	71.271	102.561	114.575	109.766	67.831	98.951	129.704	71.024	66.020	76.617	100.127	53.417	87.420
10	T	2.5632	2.2123	8.2895	4.6489	0.7025	2.6297	4.4131	6.1676	9.8957	9.3790	5.6572	4.8446	8.9604	2.8583	73.2220
	S	66.501	63.488	70.982	102.224	114.526	112.007	69.524	99.494	130.222	72.187	66.287	76.702	99.529	53.910	87.810
11	T	2.6349	2.1707	8.1618	4.6109	0.6968	2.6424	4.4198	6.2021	9.8514	9.5263	6.4220	4.9227	9.0964	2.8898	74.2480
	S	64.691	64.705	72.093	103.066	115.463	111.469	69.419	98.940	130.807	71.071	58.393	75.485	98.041	53.322	86.596
12	T	2.5790	2.1331	8.1674	4.7060	0.7054	2.5853	4.3916	6.2096	9.8991	9.3580	5.6832	6.3634	14.4604	4.1095	81.3510
	S	66.093	65.845	72.044	100.983	114.055	113.931	69.865	98.821	130.177	72.349	65.984	58.395	61.673	37.496	79.035

Event: Cooper Tires Grand Prix of Toronto
Track: Streets of Toronto
Report: Section Data Report
Session: Qualifications - Race 1

Round 14 / 15
1.786 mile(s)
USF2000 Championship
July 15, 2022



Section Data for Car 90 - Douglas, Jacob (R)

Lap	T/SPI to PO	PO to I8	SF to PI
1	T	71.3680	
	S	77.470	
2	T		67.9340
	S		76.900
3	T	264.4191	66.3749
	S	2.622	83.298
4	T		
	S		
5	T		
	S		
6	T		
	S		
7	T		
	S		
8	T		
	S		
9	T		
	S		
10	T		
	S		
11	T		
	S		
12	T		69.1215
	S		75.578

Event: Cooper Tires Grand Prix of Toronto
Track: Streets of Toronto
Report: Section Data Report
Session: Qualifications - Race 1

Round 14 / 15
1.786 mile(s)
USF2000 Championship
July 15, 2022



Section Data for Car 91 - d'Orlando, Nicholas (R)

Lap	T/S	I8 to I9A	I9A to I9	I9 to I10	I10 to SF	SF to I1	I1 to I2	I2 to I3A	I3A to I3	I3 to I4	I4 to I5	I5 to I6A	I6A to I6	I6 to I7	I7 to I8	Lap
1	T	2.7505	2.3367	9.1933	4.8595	0.7245	2.8536	4.8065	7.7733	10.5104	10.6011	5.9384	5.3286	9.9987	3.1908	80.8659
	S	61.972	60.108	64.004	97.793	111.048	103.219	63.834	78.942	122.606	63.866	63.148	69.735	89.193	48.292	79.509
2	T	2.7656	2.3438	9.0713	4.7692	0.7159	2.7593	4.8106	6.3740	10.6815	10.3141	6.2632	6.8879	13.8518	4.4439	86.0521
	S	61.634	59.926	64.865	99.645	112.382	106.746	63.780	96.272	120.642	65.643	59.874	53.948	64.383	34.675	74.718
3	T					0.8058	3.1386	4.9991	6.4417	10.0258	10.3015	6.2393	5.2611	9.8140	3.0725	329.1472
	S					99.844	93.846	61.375	95.260	128.532	65.723	60.103	70.630	90.872	50.152	19.534
4	T	2.6467	2.3097	8.8112	4.7438	0.7108	2.8754	4.7808	6.2764	9.9239	10.0038	5.8324	5.1358	9.2361	3.0027	76.2895
	S	64.403	60.811	66.780	100.179	113.189	102.436	64.177	97.769	129.852	67.679	64.296	72.353	96.558	51.317	84.279
5	T	2.6190	2.2528	8.5842	4.7140	0.7087	2.7329	4.5654	6.2429	9.9317	9.8025	5.8250	5.1068	9.3305	2.9274	75.3438
	S	65.084	62.347	68.546	100.812	113.524	107.778	67.205	98.293	129.750	69.069	64.378	72.764	95.581	52.637	85.337
6	T	2.5870	2.2219	8.4311	4.6709	0.7058	2.6500	4.7678	6.3505	9.9925	10.0065	6.4261	5.4548	10.4548	3.0216	77.7413
	S	65.889	63.214	69.790	101.742	113.991	111.149	64.352	96.628	128.960	67.661	58.356	68.122	85.302	50.996	82.705
7	T	2.6502	2.2877	8.5835	4.7075	0.7073	2.8022	4.7210	6.3153	9.9806	9.9471	5.8315	5.0064	9.1213	2.9873	75.6489
	S	64.318	61.396	68.551	100.951	113.749	105.112	64.990	97.167	129.114	68.065	64.306	74.223	97.773	51.582	84.993
8	T	2.6368	2.2164	8.3560	4.6798	0.7074	2.7335	4.6672	6.2342	9.9676	9.7291	5.8138	4.9785	9.1720	2.8187	74.7110
	S	64.644	63.371	70.418	101.549	113.733	107.754	65.739	98.431	129.283	69.590	64.502	74.639	97.233	54.667	86.060
9	T	2.6101	2.2085	8.4171	4.6727	0.7055	2.7060	4.5862	6.2226	9.9739	9.6924	5.7549	4.9324	9.2225	2.8724	74.5772
	S	65.306	63.597	69.906	101.703	114.039	108.849	66.900	98.614	129.201	69.853	65.162	75.337	96.700	53.645	86.214
10	T	2.6583	2.1894	8.5194	4.6820	0.7080	2.6872	4.5352	6.1976	9.9594	9.5891	5.7212	5.0666	9.2244	2.9077	74.6455
	S	64.122	64.152	69.067	101.501	113.636	109.611	67.653	99.012	129.389	70.606	65.546	73.341	96.680	52.994	86.135
11	T	2.5547	2.1703	8.3144	4.6359	0.7030	2.6640	4.4783	6.2424	9.9786	9.6252	5.7188	4.9345	8.9337	2.8390	73.7928
	S	66.722	64.717	70.770	102.510	114.445	110.565	68.512	98.301	129.140	70.341	65.573	75.305	99.826	54.276	87.130
12	T	2.5566	2.1662	8.3487	4.6571	0.7061	2.7684	4.5891	6.2376	9.9834	9.8440	5.7167	4.9721	9.4526	3.9999	75.9985
	S	66.672	64.839	70.479	102.044	113.942	106.396	66.858	98.377	129.078	68.777	65.597	74.735	94.346	38.524	84.602

Event: Cooper Tires Grand Prix of Toronto
Track: Streets of Toronto
Report: Section Data Report
Session: Qualifications - Race 1

Round 14 / 15
1.786 mile(s)
USF2000 Championship
July 15, 2022



Section Data for Car 91 - d'Orlando, Nicholas (R)

Lap	T/SPI to PO	PO to I8	SF to PI
1	T	72.9623	
	S	75.777	
2	T		73.3798
	S		71.192
3	T	256.1467	66.7229
	S	2.707	82.863
4	T		
	S		
5	T		
	S		
6	T		
	S		
7	T		
	S		
8	T		
	S		
9	T		
	S		
10	T		
	S		
11	T		
	S		
12	T		64.4302
	S		81.081

Event: Cooper Tires Grand Prix of Toronto

Round 14 / 15

Track: Streets of Toronto

1.786 mile(s)

Report: Section Data Report

USF2000 Championship

Session: Qualifications - Race 1

July 15, 2022



Section Data for Car 92 - Frazer, Billy

Lap	T/S	I8 to I9A	I9A to I9	I9 to I10	I10 to SF	SF to I1	I1 to I2	I2 to I3A	I3A to I3	I3 to I4	I4 to I5	I5 to I6A	I6A to I6	I6 to I7	I7 to I8	PO to I8
1	T	2.6561	2.2733	8.8618	4.7583	0.7145	2.6622	5.0626	13.6601	203.3529	33.4104	15.5373	14.0569	30.6828	3.2644	72.7913
	S	64.175	61.784	66.398	99.873	112.603	110.640	60.605	44.922	6.337	20.265	24.135	26.435	29.066	47.203	75.955

Event: Cooper Tires Grand Prix of Toronto

Round 14 / 15

Track: Streets of Toronto

1.786 mile(s)

Report: Section Data Report

USF2000 Championship

Session: Qualifications - Race 1

July 15, 2022



Section Data for Car 92 - Frazer, Billy

Lap	T/SF to PI	
1	T	334.9938
	S	15.595

Event: Cooper Tires Grand Prix of Toronto

Round 14 / 15

Track: Streets of Toronto

1.786 mile(s)

Report: Section Data Report

USF2000 Championship

Session: Qualifications - Race 1






July 15, 2022

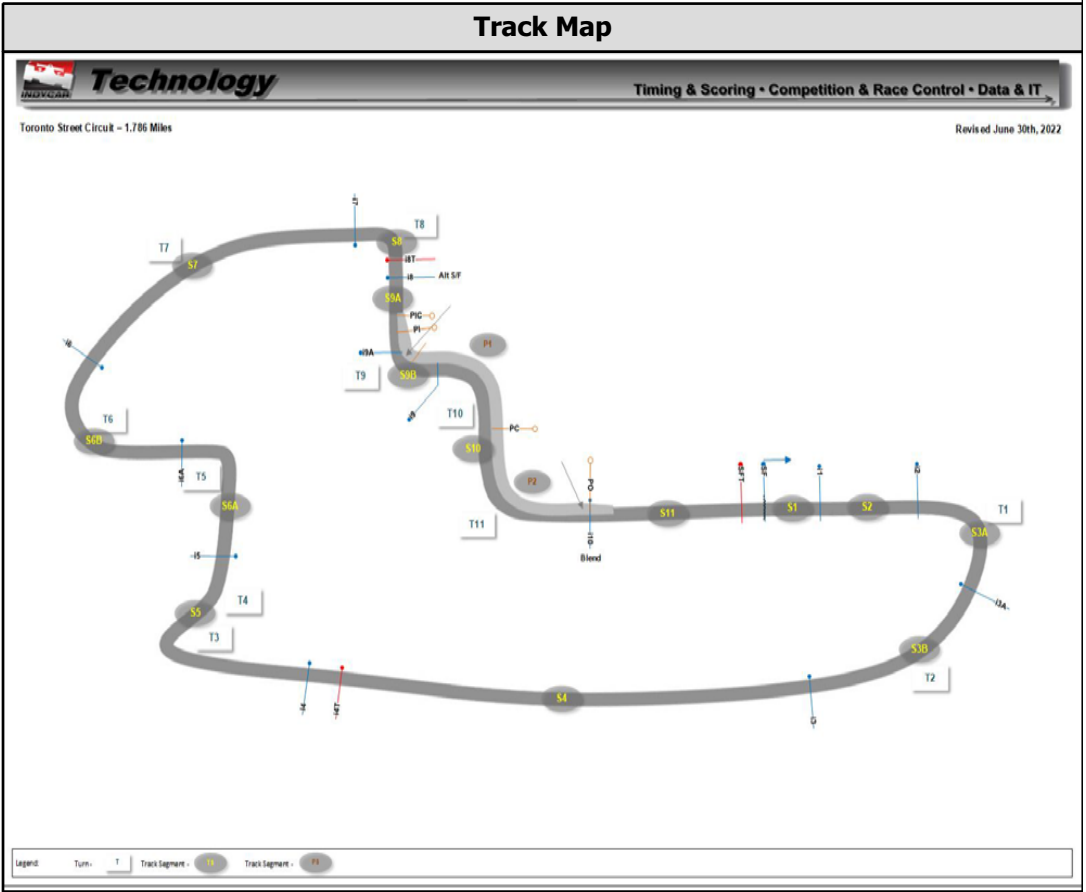


Section Data for Car

Report Support Information

Section Legend	
Name	Length
I8 to I9A	0.047348 miles
I9A to I9	0.039015 miles
I9 to I10	0.163447 miles
I10 to SF	0.132008 miles
SF to I1	0.022348 miles
I1 to I2	0.081818 miles
I2 to I3A	0.085227 miles
I3A to I3	0.170455 miles
I3 to I4	0.357955 miles
I4 to I5	0.188068 miles
I5 to I6A	0.104167 miles
I6A to I6	0.103220 miles
I6 to I7	0.247727 miles
I7 to I8	0.042803 miles
I8 to I9	0.086364 miles
I2 to I3	0.255682 miles
I5 to I6	0.207386 miles
Lap	1.786000 miles
PI to PO	0.192614 miles
PO to I8	1.535795 miles
SF to PI	1.451136 miles
PO to SF	0.132008 miles
I7 to PI	0.090152 miles

Color Legend	
	Fastest Lap
	Section Under Caution
	Section Under Green
	Section Time Data
	Section Speed Data



Event: Cooper Tires Grand Prix of Toronto

Round 14 / 15

Track: Streets of Toronto

1.786 mile(s)

Report: Section Data Report

USF2000 Championship

Session: Qualifications - Race 1

July 15, 2022



Section Data for Car

PO to PI	1.583144 miles
----------	----------------