

Event: Cooper Tires USF2000 GP of Road America

Round 6 / 7

Track: Road America

4.014 mile(s)

Report: Section Data Report

USF2000 Championship



Session: Qualifications - Race 1

June 21, 2019

Section Data for Car 12 - Sulaiman, Manuel (R)

Lap	T/S	I12 to I13	I13 to I14	I14 to SF	SF to I1	I1 to I2	I2 to I3	I3 to I4	I4 to I5	I5 to I6	I6 to I7	I7 to I8	I8 to I9	I9 to I10	I10 to I11	I11 to I12
1	T	5.7210	4.3856	7.9982	6.2216	10.4594	9.6678	13.0476	11.3106	12.1392	8.6410	12.5189	8.5154	8.5750	9.2819	4.3355
	S	91.767	100.743	121.391	135.233	113.165	97.324	128.707	89.819	93.293	88.610	107.238	131.553	139.465	87.487	111.186
2	T	5.6491	4.3507	7.9387	6.1890	10.3346	9.5323	12.9732	11.1870	12.0573	8.6086	12.4557	8.4672	8.5307	9.2508	4.3114
	S	92.935	101.551	122.301	135.945	114.531	98.707	129.445	90.812	93.927	88.944	107.782	132.302	140.189	87.781	111.807
3	T	6.3947	4.4721	8.0286	6.2210	11.0985	11.9852	16.0748	11.8162	12.1317	8.4799	12.4740	8.4575	8.4797	9.2347	4.3233
	S	82.099	98.794	120.931	135.246	106.648	78.506	104.469	85.976	93.350	90.294	107.624	132.454	141.032	87.934	111.499
4	T	5.6129	4.3078	7.8786	6.1448	10.2963	9.3937	12.8646	11.0878	11.9704	8.4834	12.4010	8.4539	8.4371	9.1379	4.3036
	S	93.535	102.562	123.234	136.923	114.957	100.164	130.538	91.624	94.608	90.256	108.257	132.510	141.744	88.866	112.010
5	T	5.5840	4.3088	7.8573	6.1295	10.2606	9.4128	12.8768	11.0816	12.0032	8.4594	12.3911	8.4675	8.4387	9.5376	4.4048
	S	94.019	102.539	123.568	137.265	115.357	99.961	130.414	91.675	94.350	90.513	108.344	132.297	141.717	85.141	109.436
6	T	5.5784	4.3679	7.9223	6.1383	10.2651	9.4419	12.9380	11.1204	12.2702	8.4637	13.0002	8.5440	8.7405	11.7377	4.7360
	S	94.113	101.151	122.554	137.068	115.307	99.653	129.797	91.355	92.297	90.467	103.268	131.113	136.824	69.183	101.783
7	T	5.7341	4.3249	7.8785	6.0996	10.2844	9.4253	12.8325	11.1095	12.1898	8.5884	12.6878	9.0673	10.1186	9.4945	4.3851
	S	91.558	102.157	123.235	137.938	115.090	99.828	130.864	91.445	92.906	89.153	105.810	123.546	118.189	85.528	109.928
8	T	6.1334	4.3651	7.9318	6.1840	10.3763	9.4291	12.9819	11.1264	12.1286	8.5813	12.5209	8.5156	8.5512	9.2532	4.3247
	S	85.597	101.216	122.407	136.055	114.071	99.788	129.358	91.306	93.374	89.227	107.221	131.550	139.853	87.758	111.463
9	T	5.7626														
	S	91.105														

Event: Cooper Tires USF2000 GP of Road America

Round 6 / 7

Track: Road America

4.014 mile(s)

Report: Section Data Report

USF2000 Championship

Session: Qualifications - Race 1

June 21, 2019



Section Data for Car 12 - Sulaiman, Manuel (R)

Lap	T/SLap	PO to SF	SF to PI
1	T	132.8187	133.2549
	S	108.798	102.123
2	T	131.8363	
	S	109.609	
3	T	139.6719	
	S	103.460	
4	T	130.7738	
	S	110.499	
5	T	131.2137	
	S	110.129	
6	T	135.2646	
	S	106.831	
7	T	134.2203	
	S	107.662	
8	T	132.4035	133.0630
	S	109.139	103.444
9	T		
	S		

Event: Cooper Tires USF2000 GP of Road America

Round 6 / 7

Track: Road America

4.014 mile(s)

Report: Section Data Report

USF2000 Championship

Session: Qualifications - Race 1

June 21, 2019



Section Data for Car 14 - Baron, Alex

Lap	T/S	I12 to I13	I13 to I14	I14 to SF	SF to I1	I1 to I2	I2 to I3	I3 to I4	I4 to I5	I5 to I6	I6 to I7	I7 to I8	I8 to I9	I9 to I10	I10 to I11	I11 to I12
1	T	5.6413	4.3715	7.8383	6.0710	10.6274	9.4994	12.9810	11.1022	12.1917	8.3291	12.3776	8.4099	8.4147	9.1541	4.3256
	S	93.064	101.068	123.867	138.587	111.376	99.049	129.367	91.505	92.891	91.929	108.462	133.203	142.121	88.708	111.440
2	T	5.5177	4.3422	7.8913	6.1580	10.3358	9.4482	12.9262	11.0914	12.0373	8.4617	12.4262	8.4141	8.3771	9.1682	4.3137
	S	95.148	101.750	123.035	136.629	114.518	99.586	129.916	91.594	94.083	90.488	108.038	133.137	142.759	88.572	111.748
3	T	5.9366	4.7970	11.3863	7.2723	10.7168	9.4333	12.9130	11.0315	12.0739	8.2629	12.3569	8.4493	8.4473	9.0894	4.3187
	S	88.434	92.103	85.270	115.694	110.447	99.743	130.049	92.092	93.797	92.665	108.644	132.582	141.573	89.340	111.618
4	T	5.4897	4.3087	7.9169	6.1679	10.2035	9.3161	12.8754	10.9661	12.0755	8.3026	12.4513	8.4560	8.4220	9.0369	4.3036
	S	95.634	102.541	122.638	136.410	116.003	100.998	130.428	92.641	93.785	92.222	107.820	132.477	141.998	89.859	112.010
5	T	5.5779	4.4765	7.9946	6.3641	10.4185	9.6413	12.9060	11.0113	12.0263	8.2424	12.3565	8.5391	8.5092	9.0910	4.3198
	S	94.121	98.697	121.446	132.205	113.609	97.592	130.119	92.261	94.169	92.895	108.647	131.188	140.543	89.324	111.590
6	T	5.4876	4.2953	7.9474	6.1998	10.1691	9.3632	13.0076	14.3416	13.1488	8.5060	12.9709	9.3695	8.6882	9.1865	4.3323
	S	95.670	102.861	122.167	135.708	116.395	100.490	129.103	70.837	86.130	90.017	103.501	119.561	137.648	88.396	111.268
7	T	5.5372	4.3202	7.9446	6.1518	10.2933	9.3363	13.0519	11.0268	12.0827	8.2804	12.6331	8.5896	9.0711	9.6284	4.7325
	S	94.813	102.268	122.210	136.767	114.991	100.780	128.665	92.131	93.729	92.469	106.268	130.417	131.837	84.339	101.859
8	T	7.6166														
	S	68.928														

Event: Cooper Tires USF2000 GP of Road America

Round 6 / 7

Track: Road America

4.014 mile(s)

Report: Section Data Report

USF2000 Championship

Session: Qualifications - Race 1

June 21, 2019



Section Data for Car 14 - Baron, Alex

Lap	T/SLap	PO to SF	SF to PI
1	T	131.3348	133.2395
	S	110.027	102.135
2	T	130.9091	
	S	110.385	
3	T	136.4852	
	S	105.875	
4	T	130.2922	
	S	110.908	
5	T	131.4745	
	S	109.910	
6	T	137.0138	
	S	105.467	
7	T	132.6799	135.9559
	S	108.912	101.243
8	T		
	S		

Event: Cooper Tires USF2000 GP of Road America

Round 6 / 7

Track: Road America

4.014 mile(s)

Report: Section Data Report

USF2000 Championship

Session: Qualifications - Race 1

June 21, 2019



Section Data for Car 2 - Keane, Darren

Lap	T/S	I12 to I13	I13 to I14	I14 to SF	SF to I1	I1 to I2	I2 to I3	I3 to I4	I4 to I5	I5 to I6	I6 to I7	I7 to I8	I8 to I9	I9 to I10	I10 to I11	I11 to I12
1	T	5.9065	4.3420	7.9404	6.1833	10.6901	9.5974	13.0170	11.3176	12.1122	8.4915	12.3648	8.4164	8.4582	9.1758	4.3158
	S	88.885	101.755	122.275	136.070	110.723	98.038	129.010	89.764	93.501	90.170	108.574	133.101	141.390	88.499	111.693
2	T	5.6324	4.2715	7.8840	6.1731	10.4624	9.4680	12.9381	11.3075	12.2049	8.4432	12.3902	8.4374	8.4670	9.1501	4.3128
	S	93.211	103.434	123.149	136.295	113.132	99.378	129.796	89.844	92.791	90.686	108.352	132.769	141.244	88.747	111.771
3	T	5.6448	4.2736	7.8758	6.1569	10.3713	9.5503	13.0845	11.0715	12.1004	8.3500	12.3575	8.4398	8.4739	9.1366	4.3085
	S	93.006	103.383	123.278	136.654	114.126	98.521	128.344	91.759	93.592	91.698	108.638	132.731	141.129	88.878	111.882
4	T	5.6190	4.2504	7.8695	6.1697	10.2522	9.3948	12.8706	10.9817	12.0841	8.3652	12.4000	8.4701	8.4925	9.1495	4.3167
	S	93.433	103.947	123.376	136.370	115.452	100.152	130.477	92.509	93.718	91.532	108.266	132.257	140.819	88.753	111.670
5	T	5.6167	4.2465	7.8586	6.1584	10.2477	9.4202	12.9380	11.0225	12.0899	8.3705	12.4184	8.5057	8.5009	9.0907	4.3113
	S	93.471	104.043	123.547	136.620	115.503	99.882	129.797	92.167	93.673	91.474	108.106	131.703	140.680	89.327	111.810
6	T	5.6188	4.2906	7.9074	6.1426	10.3768	9.4315	14.4641	12.2916	13.2656	8.8785	12.8167	8.5163	8.5461	9.1926	4.3229
	S	93.436	102.974	122.785	136.972	114.066	99.762	116.103	82.651	85.371	86.240	104.746	131.539	139.936	88.337	111.510
7	T	5.6121	4.2380	7.8375	6.1446	10.2819	9.4571	12.9163	11.0200	12.6084	8.9375	12.5603	8.4567	8.4943	9.0618	4.3112
	S	93.548	104.252	123.880	136.927	115.118	99.492	130.015	92.188	89.821	85.671	106.884	132.466	140.790	89.612	111.812
8	T	5.6401	4.2735	7.8448	6.1529	10.2179	9.5143	12.9534	11.0041	12.1142	8.3388	12.4369	8.4800	8.4984	9.0584	4.3008
	S	93.083	103.386	123.765	136.743	115.839	98.894	129.643	92.321	93.485	91.822	107.945	132.102	140.722	89.646	112.083
9	T	5.8361														
	S	89.957														

Event: Cooper Tires USF2000 GP of Road America

Round 6 / 7

Track: Road America

4.014 mile(s)

Report: Section Data Report

USF2000 Championship

Session: Qualifications - Race 1

June 21, 2019



Section Data for Car 2 - Keane, Darren

Lap	T/SLap	PO to SF	SF to PI
1	T	132.3290	141.9686
	S	109.201	95.855
2	T	131.5426	
	S	109.853	
3	T	131.1954	
	S	110.144	
4	T	130.6860	
	S	110.573	
5	T	130.7960	
	S	110.480	
6	T	136.0621	
	S	106.204	
7	T	131.9377	
	S	109.524	
8	T	130.8285	130.8198
	S	110.453	105.218
9	T		
	S		

Event: Cooper Tires USF2000 GP of Road America

Round 6 / 7

Track: Road America

4.014 mile(s)

Report: Section Data Report

USF2000 Championship

Session: Qualifications - Race 1

June 21, 2019



Section Data for Car 21 - Sundaramoorthy, Yuven (R)

Lap	T/S	I12 to I13	I13 to I14	I14 to SF	SF to I1	I1 to I2	I2 to I3	I3 to I4	I4 to I5	I5 to I6	I6 to I7	I7 to I8	I8 to I9	I9 to I10	I10 to I11	I11 to I12
1	T	5.6940	4.5406	8.0656	6.2259	10.4543	9.7190	13.1434	11.2293	12.4530	8.5116	12.4802	8.5023	8.5249	9.1894	4.3494
	S	92.202	97.304	120.377	135.139	113.220	96.811	127.769	90.469	90.942	89.957	107.570	131.756	140.284	88.368	110.830
2	T	5.5865	4.5002	8.2653	6.3257	10.5234	9.7165	14.9255	11.2359	12.2360	8.2755	12.3122	8.5477	8.7665	9.1789	4.3354
	S	93.977	98.177	117.468	133.007	112.477	96.836	112.513	90.416	92.555	92.524	109.038	131.056	136.418	88.469	111.188
3	T	5.5322	4.3176	7.9359	6.1738	10.4547	9.6974	13.2507	11.1522	12.1357	8.3295	12.3251	8.4612	8.5335	9.1634	4.3399
	S	94.899	102.330	122.344	136.280	113.216	97.027	126.734	91.095	93.320	91.924	108.924	132.396	140.143	88.618	111.073
4	T	5.4181	4.3262	7.9352	6.2108	10.2173	9.5382	13.1481	11.0572	12.0817	8.2683	12.3308	8.4803	8.5386	9.1346	4.3432
	S	96.897	102.126	122.355	135.468	115.846	98.646	127.723	91.878	93.737	92.605	108.874	132.098	140.059	88.898	110.989
5	T	5.5170	4.3562	7.9569	6.2442	10.2783	9.4524	13.0483	11.0083	12.5977	9.6666	12.6282	8.4955	8.4911	9.4771	4.4042
	S	95.160	101.423	122.021	134.743	115.159	99.542	128.700	92.286	89.897	79.209	106.310	131.861	140.843	85.685	109.451
6	T	5.5094	4.4682	8.0048	6.1926	10.3048	9.4262	13.0106	11.0278	12.1254	14.3350	12.7444	8.5178	8.5121	9.2985	4.3653
	S	95.292	98.881	121.291	135.866	114.863	99.818	129.073	92.123	93.399	53.413	105.340	131.516	140.495	87.331	110.427
7	T						9.7753	13.1422	11.1059	13.8236						
	S						96.254	127.781	91.475	81.925						

Event: Cooper Tires USF2000 GP of Road America

Round 6 / 7

Track: Road America

4.014 mile(s)

Report: Section Data Report

USF2000 Championship

Session: Qualifications - Race 1

June 21, 2019



Section Data for Car 21 - Sundaramoorthy, Yuven (R)

Lap	T/SLap	PI to PO	PO to SF	SF to PI
1	T	133.0829	134.3304	
	S	108.582	101.306	
2	T	134.7312		
	S	107.254		
3	T	131.8028		
	S	109.637		
4	T	131.0286		
	S	110.284		
5	T	133.6220		
	S	108.144		
6	T	137.8429		154.2808
	S	104.832		89.217
7	T		47.0995	
	S		32.311	

Event: Cooper Tires USF2000 GP of Road America

Round 6 / 7

Track: Road America

4.014 mile(s)

Report: Section Data Report

USF2000 Championship

Session: Qualifications - Race 1

June 21, 2019



Section Data for Car 22 - McElrea, Hunter (R)

Lap	T/S	I12 to I13	I13 to I14	I14 to SF	SF to I1	I1 to I2	I2 to I3	I3 to I4	I4 to I5	I5 to I6	I6 to I7	I7 to I8	I8 to I9	I9 to I10	I10 to I11	I11 to I12
1	T	5.9484	4.2945	7.9349	6.2129	10.6317	9.9884	13.1440	12.7539	12.7568	8.5727	12.4485	8.4210	8.4899	9.0432	4.2877
	S	88.259	102.880	122.359	135.422	111.331	94.200	127.763	79.655	88.776	89.316	107.844	133.028	140.863	89.796	112.425
2	T	5.5090	4.2707	7.9105	6.1960	10.1863	9.5134	12.9422	11.0311	12.0613	8.2533	12.2585	8.4212	8.4781	8.9735	4.2924
	S	95.299	103.453	122.737	135.791	116.199	98.904	129.755	92.095	93.895	92.773	109.516	133.025	141.059	90.494	112.302
3	T	5.4478	4.2722	7.8563	6.1520	10.1605	9.3271	12.8939	11.1289	12.0920	8.4142	12.3469	8.4402	8.4683	9.0527	4.3059
	S	96.369	103.417	123.584	136.763	116.494	100.879	130.241	91.286	93.657	90.999	108.732	132.725	141.222	89.702	111.950
4	T	5.5086	4.2772	7.8714	6.1745	10.2021	9.4513	12.9576	11.0853	12.1334	8.3754	12.3067	8.4787	8.5308	9.0911	4.3056
	S	95.306	103.296	123.346	136.264	116.019	99.553	129.601	91.645	93.337	91.420	109.087	132.123	140.187	89.323	111.958
5	T	5.4571	4.3276	7.9322	6.2112	10.2456	9.4003	12.9899	11.1406	12.0374	8.3176	12.4343	8.4724	8.5157	9.0355	4.3095
	S	96.205	102.093	122.401	135.459	115.526	100.094	129.279	91.190	94.082	92.056	107.967	132.221	140.436	89.873	111.856
6	T	5.4282	4.3154	7.9272	6.1768	10.1741	9.3332	13.0386	11.0800	12.0116	8.3028	12.3294	8.4319	8.4852	9.0968	4.3182
	S	96.717	102.382	122.478	136.214	116.338	100.813	128.796	91.689	94.284	92.220	108.886	132.856	140.941	89.267	111.631
7	T	5.4443	4.2736	7.8624	6.1724	10.1817	9.3432	12.9644	11.1142	12.0950	8.2776	12.4018	8.4158	8.4498	9.0101	4.2963
	S	96.431	103.383	123.488	136.311	116.251	100.705	129.533	91.406	93.634	92.500	108.250	133.110	141.531	90.126	112.200
8	T	5.4957	4.3137	7.8299	6.1024	10.3470	9.7977	13.4561	11.7208	12.9052	8.9324	13.4981	8.9877	8.8744	10.5748	4.8202
	S	95.529	102.422	124.000	137.874	114.394	96.034	124.800	86.676	87.755	85.720	99.458	124.640	134.759	76.791	100.005
9	T	6.5674														
	S	79.940														

Event: Cooper Tires USF2000 GP of Road America

Round 6 / 7

Track: Road America

4.014 mile(s)

Report: Section Data Report

USF2000 Championship



Session: Qualifications - Race 1

June 21, 2019

Section Data for Car 22 - McElrea, Hunter (R)

Lap	T/SLap	PO to SF	SF to PI
1	T	134.9285	139.0314
	S	107.097	97.880
2	T	130.2975	
	S	110.903	
3	T	130.3589	
	S	110.851	
4	T	130.7497	
	S	110.520	
5	T	130.8269	
	S	110.454	
6	T	130.4494	
	S	110.774	
7	T	130.3026	
	S	110.899	
8	T	137.6561	140.6786
	S	104.975	97.844
9	T		
	S		

Event: Cooper Tires USF2000 GP of Road America

Round 6 / 7

Track: Road America

4.014 mile(s)

Report: Section Data Report

USF2000 Championship



Session: Qualifications - Race 1

June 21, 2019

Section Data for Car 23 - Kaminsky, Colin

Lap	T/S	I12 to I13	I13 to I14	I14 to SF	SF to I1	I1 to I2	I2 to I3	I3 to I4	I4 to I5	I5 to I6	I6 to I7	I7 to I8	I8 to I9	I9 to I10	I10 to I11	I11 to I12
1	T	5.5178	4.2494	7.8967	6.1764	10.4456	9.6452	13.0369	11.2558	12.0401	8.3200	12.2708	8.4245	8.4843	9.1674	4.3188
	S	95.147	103.972	122.951	136.222	113.314	97.552	128.813	90.256	94.061	92.029	109.406	132.973	140.956	88.580	111.616
2	T	5.4881	4.2913	7.9403	6.2269	10.2546	9.3736	12.9371	11.1703	11.9827	8.2385	12.3461	8.4428	8.4722	9.0856	4.3070
	S	95.662	102.957	122.276	135.118	115.425	100.379	129.806	90.947	94.511	92.939	108.739	132.684	141.157	89.377	111.921
3	T	5.4782	4.3096	7.9014	6.1733	10.1446	9.3549	12.9366	11.0913	11.9372	8.2838	12.3387	8.4549	8.4774	9.0823	4.3033
	S	95.834	102.520	122.878	136.291	116.676	100.579	129.811	91.595	94.871	92.431	108.804	132.494	141.070	89.410	112.018
4	T	5.4779	4.2798	7.8821	6.1972	10.3504	10.6493	14.4755	11.2943	12.0458	8.3232	13.7626	8.5853	8.5521	9.1237	4.2948
	S	95.840	103.233	123.179	135.765	114.357	88.354	116.011	89.949	94.016	91.994	97.547	130.482	139.838	89.004	112.239
5	T	5.4195	4.2613	7.8728	6.1770	10.2111	9.4460	12.9745	11.0567	12.0785	8.3037	12.4825	8.4755	8.4643	9.2031	4.3146
	S	96.872	103.682	123.324	136.209	115.917	99.609	129.432	91.882	93.762	92.210	107.551	132.172	141.289	88.236	111.724
6	T	5.4771	4.2853	7.8969	6.1594	10.2124	9.3840	13.0412	11.0914	12.0293	8.3336	12.3993	8.4394	8.4633	9.0554	4.3131
	S	95.854	103.101	122.948	136.598	115.902	100.267	128.770	91.594	94.145	91.879	108.272	132.738	141.305	89.675	111.763
7	T	5.4568	4.2991	7.8722	6.1644	10.2193	9.5452	13.1114	11.1336	12.9550	8.6018	13.1952	8.5986	8.5513	9.2714	4.3098
	S	96.210	102.770	123.334	136.488	115.824	98.574	128.081	91.247	87.418	89.014	101.742	130.280	139.851	87.586	111.849
8	T	5.4486	4.2469	7.8388	6.1864	10.2710	9.4586	12.9666	11.1622	12.0338	8.2378	12.4953	8.4625	8.4656	9.1774	4.3063
	S	96.355	104.033	123.859	136.002	115.241	99.477	129.511	91.013	94.110	92.947	107.440	132.375	141.267	88.483	111.940
9	T	6.3273														
	S	82.974														

Event: Cooper Tires USF2000 GP of Road America

Round 6 / 7

Track: Road America

4.014 mile(s)

Report: Section Data Report

USF2000 Championship

Session: Qualifications - Race 1

June 21, 2019



Section Data for Car 23 - Kaminsky, Colin

Lap	T/SLap	PO to SF	SF to PI
1	T	131.2497	139.1898
	S	110.099	97.769
2	T	130.5571	
	S	110.683	
3	T	130.2675	
	S	110.929	
4	T	135.2940	
	S	106.807	
5	T	130.7411	
	S	110.527	
6	T	130.5811	
	S	110.662	
7	T	133.2851	
	S	108.417	
8	T	130.7578	131.8295
	S	110.513	104.412
9	T		
	S		

Event: Cooper Tires USF2000 GP of Road America

Round 6 / 7

Track: Road America

4.014 mile(s)

Report: Section Data Report

USF2000 Championship



Session: Qualifications - Race 1

June 21, 2019

Section Data for Car 24 - Tomaselli, Bruna

Lap	T/S	I12 to I13	I13 to I14	I14 to SF	SF to I1	I1 to I2	I2 to I3	I3 to I4	I4 to I5	I5 to I6	I6 to I7	I7 to I8	I8 to I9	I9 to I10	I10 to I11	I11 to I12
1	T	5.8353	4.4072	8.0451	6.2614	10.5634	9.6301	13.0543	11.2194	12.2523	8.3961	12.2924	8.4444	8.5030	9.2148	4.3372
	S	89.970	100.249	120.683	134.373	112.051	97.705	128.641	90.549	92.432	91.195	109.214	132.659	140.646	88.124	111.142
2	T	5.7131	4.3733	7.9874	6.2385	10.3582	9.7127	13.7207	11.2825	12.1191	8.3513	12.2998	8.4427	8.4970	9.2242	4.3095
	S	91.894	101.026	121.555	134.866	114.270	96.874	122.393	90.043	93.448	91.684	109.148	132.686	140.745	88.034	111.856
3	T	5.7036	4.3764	7.9467	6.2053	10.4021	9.4557	12.9996	11.1741	12.1425	8.4024	12.2857	8.4633	8.4961	9.3205	4.3320
	S	92.047	100.955	122.178	135.588	113.788	99.507	129.182	90.916	93.267	91.127	109.273	132.363	140.760	87.125	111.275
4	T	5.5856	4.3202	7.9055	6.1943	10.3028	9.4341	12.9846	11.1542	12.0672	8.3111	12.3857	8.4942	8.5045	9.1624	4.3047
	S	93.992	102.268	122.814	135.829	114.885	99.735	129.332	91.079	93.849	92.128	108.391	131.881	140.621	88.628	111.981
5	T	5.6160	4.3632	7.9441	6.2017	10.3281	9.5112	12.9646	11.2494	15.3337	11.2899	13.8273	8.5926	8.5877	9.1473	4.3116
	S	93.483	101.260	122.218	135.667	114.603	98.926	129.531	90.308	73.857	67.820	97.091	130.371	139.258	88.774	111.802
6	T	5.5064	4.3578	7.9733	6.1868	10.3653	9.5287	13.0262	11.1295	12.1229	8.4254	12.4207	8.4873	8.5305	9.1088	4.3128
	S	95.344	101.386	121.770	135.993	114.192	98.745	128.919	91.281	93.418	90.878	108.086	131.989	140.192	89.150	111.771
7	T	5.6347	4.4055	7.9377	6.1760	10.3444	9.4161	12.9220	11.1878	12.1255	8.4269	12.5303	8.6959	8.5807	9.2221	4.3117
	S	93.173	100.288	122.316	136.231	114.423	99.926	129.958	90.805	93.398	90.862	107.140	128.822	139.372	88.054	111.799
8	T	5.6105	4.3158	7.9069	6.1976	10.3700	9.4636	12.9219	11.1506	12.0869	8.3774	12.4674	8.5117	8.5559	9.2270	4.3006
	S	93.575	102.372	122.793	135.756	114.140	99.424	129.959	91.108	93.696	91.399	107.681	131.610	139.776	88.008	112.088
9	T	5.5347														
	S	94.856														

Event: Cooper Tires USF2000 GP of Road America

Round 6 / 7

Track: Road America

4.014 mile(s)

Report: Section Data Report

USF2000 Championship



Session: Qualifications - Race 1

June 21, 2019

Section Data for Car 24 - Tomaselli, Bruna

Lap	T/SLap	PO to SF	SF to PI
1	T	132.4564	135.8460
	S	109.096	100.175
2	T	132.6300	
	S	108.953	
3	T	131.7060	
	S	109.717	
4	T	131.1111	
	S	110.215	
5	T	139.2684	
	S	103.759	
6	T	131.4824	
	S	109.904	
7	T	131.9173	
	S	109.541	
8	T	131.4638	132.8195
	S	109.919	103.633
9	T		
	S		

Event: Cooper Tires USF2000 GP of Road America

Round 6 / 7

Track: Road America

4.014 mile(s)

Report: Section Data Report

USF2000 Championship



Session: Qualifications - Race 1

June 21, 2019

Section Data for Car 27 - Round-Garrido, Matt (R)

Lap	T/S	I12 to I13	I13 to I14	I14 to SF	SF to I1	I1 to I2	I2 to I3	I3 to I4	I4 to I5	I5 to I6	I6 to I7	I7 to I8	I8 to I9	I9 to I10	I10 to I11	I11 to I12
1	T	5.6130	4.3546	7.9707	6.2009	10.4541	9.5260	12.9894	11.2260	12.2063	8.3280	12.4752	8.4647	8.4364	9.1715	4.3449
	S	93.533	101.460	121.810	135.684	113.222	98.773	129.284	90.496	92.780	91.941	107.614	132.341	141.756	88.540	110.945
2	T	5.5518	4.3256	7.8713	6.1026	10.3626	9.3965	12.8636	11.2178	12.3150	8.3462	12.4933	8.4366	8.3709	9.2649	4.3265
	S	94.564	102.140	123.348	137.870	114.222	100.134	130.548	90.562	91.961	91.740	107.458	132.782	142.865	87.648	111.417
3	T			8.0488	6.1786	10.4682	10.5124	15.2535	11.3294	12.2367	8.3168	12.3987	8.4339	8.3804	9.1908	4.3347
	S			120.628	136.174	113.070	89.505	110.094	89.670	92.549	92.064	108.277	132.824	142.703	88.354	111.206
4	T	5.5240	4.3482	7.8952	6.1238	10.3697	9.4183	12.9065	11.1485	12.2282	8.3709	12.5646	8.5351	8.4847	9.4906	4.4247
	S	95.040	101.609	122.975	137.392	114.144	99.902	130.114	91.125	92.614	91.469	106.848	131.249	140.949	85.563	108.944
5	T	5.5613	4.3335	7.9222	6.9398	12.7222	9.5166	12.8645	11.2251	12.1910	8.3556	12.4741	8.4791	8.4129	9.3837	4.3511
	S	94.402	101.954	122.555	121.237	93.037	98.870	130.539	90.503	92.896	91.637	107.623	132.116	142.152	86.538	110.787
6	T	5.5302	4.3859	7.9603	6.1456	10.4551	9.5235	12.9641	11.1384	12.2890	8.3878	12.5321	8.4836	8.5485	9.2588	4.3461
	S	94.933	100.736	121.969	136.905	113.211	98.799	129.536	91.208	92.156	91.285	107.125	132.046	139.897	87.705	110.914
7	T	5.6071	4.3625	7.9216	6.0903	10.4364	9.5268	13.0323	11.2829	12.1892	8.4485	12.6738	8.5653	8.4899	9.1679	4.5198
	S	93.631	101.276	122.565	138.148	113.414	98.764	128.858	90.040	92.910	90.629	105.927	130.787	140.863	88.575	106.652
8	T	6.7432	6.1826	10.2406	7.3117	11.6855	9.7909	13.0436	11.2520	12.2827	8.4070	12.7699	8.5594	8.5537	9.3611	4.3663
	S	77.856	71.462	94.810	115.071	101.291	96.100	128.747	90.287	92.203	91.077	105.130	130.877	139.812	86.747	110.401
9	T	6.0648														
	S	86.565														

Event: Cooper Tires USF2000 GP of Road America

Round 6 / 7

Track: Road America

4.014 mile(s)

Report: Section Data Report

USF2000 Championship



Session: Qualifications - Race 1

June 21, 2019

Section Data for Car 27 - Round-Garrido, Matt (R)

Lap	T/SLap	PO to SF	SF to PI
1	T	131.7617	133.9323
	S	109.671	101.607
2	T	131.2452	
	S	110.102	
3	T	135.2205	
	S	106.865	
4	T	131.8330	
	S	109.611	
5	T	134.7327	
	S	107.252	
6	T	131.9490	
	S	109.515	
7	T	132.3143	
	S	109.213	
8	T	140.5502	136.7923
	S	102.813	100.624
9	T		
	S		

Event: Cooper Tires USF2000 GP of Road America

Round 6 / 7

Track: Road America

4.014 mile(s)

Report: Section Data Report

USF2000 Championship



Session: Qualifications - Race 1

June 21, 2019

Section Data for Car 28 - Famularo, Anthony (R)

Lap	T/S	I12 to I13	I13 to I14	I14 to SF	SF to I1	I1 to I2	I2 to I3	I3 to I4	I4 to I5	I5 to I6	I6 to I7	I7 to I8	I8 to I9	I9 to I10	I10 to I11	I11 to I12
1	T	5.9229	4.3740	8.0361	6.2457	10.8838	9.7674	13.2611	11.7431	12.4328	8.7875	12.7739	8.5757	8.6184	9.6415	4.4020
	S	88.639	101.010	120.818	134.711	108.752	96.332	126.635	86.511	91.090	87.133	105.097	130.628	138.762	84.224	109.506
2	T	5.7108	4.3761	8.0146	6.2462	11.8398	10.4613	13.1310	11.5865	12.2675	8.6673	12.6757	8.6023	8.5925	9.4920	4.4399
	S	91.931	100.962	121.143	134.700	99.971	89.942	127.890	87.680	92.317	88.341	105.911	130.224	139.181	85.551	108.571
3	T	5.7864	4.3681	8.0195	6.2224	10.8927	9.7909	13.1227	12.3616	12.3613	8.6479	13.0878	8.7008	8.5522	9.4453	4.3832
	S	90.730	101.147	121.069	135.215	108.663	96.100	127.970	82.183	91.617	88.540	102.576	128.750	139.836	85.973	109.976
4	T	5.6829	4.3548	7.9672	6.2174	10.6707	9.6952	12.9931	11.4546	12.3013	8.5994	12.8237	8.5845	8.5353	9.4248	4.3960
	S	92.382	101.455	121.863	135.324	110.924	97.049	129.247	88.690	92.063	89.039	104.689	130.494	140.113	86.160	109.655
5	T	5.7809	4.4456	8.0410	6.2522	10.7929	9.6706	13.1131	12.7457	12.6891	8.5996	12.6548	8.6058	8.5664	9.3335	4.3739
	S	90.816	99.383	120.745	134.571	109.668	97.296	128.064	79.706	89.250	89.037	106.086	130.171	139.605	87.003	110.210
6	T	5.7444	4.3249	7.9356	6.0989	10.6401	9.8195	13.0450	11.4203	12.4251	8.5399	13.0099	8.5970	8.5428	9.3346	4.3693
	S	91.393	102.157	122.349	137.953	111.243	95.820	128.733	88.956	91.146	89.659	103.191	130.304	139.990	86.993	110.326
7	T	5.6557	4.3205	7.9207	6.1323	10.4654	9.7459	13.0199	11.3514	12.4018	8.4779	12.9149	8.6109	8.5818	9.5567	4.4218
	S	92.827	102.261	122.579	137.202	113.100	96.544	128.981	89.496	91.317	90.315	103.950	130.094	139.354	84.971	109.016
8	T	5.9047	4.4841	8.0211	6.2178	10.7012	9.8221	13.1482	11.5202	12.3190	8.5374	12.9205	8.6096	8.5630	9.4020	4.3784
	S	88.912	98.530	121.044	135.315	110.608	95.795	127.722	88.185	91.931	89.686	103.905	130.114	139.660	86.369	110.096
9	T	5.9663														
	S	87.994														

Event: Cooper Tires USF2000 GP of Road America

Round 6 / 7

Track: Road America

4.014 mile(s)

Report: Section Data Report

USF2000 Championship

Session: Qualifications - Race 1

June 21, 2019



Section Data for Car 28 - Famularo, Anthony (R)

Lap	T/SLap	PO to SF	SF to PI
1	T	135.4659	134.6203
	S	106.672	101.087
2	T	136.1035	
	S	106.172	
3	T	135.7428	
	S	106.454	
4	T	133.7009	
	S	108.080	
5	T	135.6651	
	S	106.515	
6	T	133.8473	
	S	107.962	
7	T	133.5776	
	S	108.180	
8	T	134.5493	135.8963
	S	107.399	101.287
9	T		
	S		

Event: Cooper Tires USF2000 GP of Road America

Round 6 / 7

Track: Road America

4.014 mile(s)



Report: Section Data Report

USF2000 Championship

Session: Qualifications - Race 1

June 21, 2019

Section Data for Car 3 - Gold, Reece (R)

Lap	T/S	I12 to I13	I13 to I14	I14 to SF	SF to I1	I1 to I2	I2 to I3	I3 to I4	I4 to I5	I5 to I6	I6 to I7	I7 to I8	I8 to I9	I9 to I10	I10 to I11	I11 to I12
1	T	5.7880	4.4504	8.0187	6.1988	10.5756	9.5466	13.0408	11.3084	12.4137	8.4072	12.5624	8.4688	8.4734	9.2058	4.3386
	S	90.705	99.276	121.081	135.730	111.921	98.560	128.774	89.837	91.230	91.075	106.867	132.277	141.137	88.210	111.106
2	T	5.7311	4.3073	7.9300	6.1958	10.5363	9.4851	12.9281	11.2483	12.2938	8.3788	12.5179	8.4517	8.4738	9.2074	4.3367
	S	91.605	102.574	122.435	135.796	112.339	99.199	129.897	90.317	92.120	91.383	107.246	132.545	141.130	88.195	111.155
3	T	5.7097	4.3104	7.9151	6.1670	10.4884	9.5648	12.9711	11.1463	12.1679	8.3604	12.4657	8.4745	8.4682	9.2563	4.3618
	S	91.949	102.501	122.665	136.430	112.852	98.372	129.466	91.143	93.073	91.584	107.696	132.188	141.224	87.729	110.515
4	T	5.7079	4.2892	7.8948	6.1814	10.4749	9.4614	12.9351	11.1778	12.0843	8.3626	12.5316	8.5018	8.4730	9.2835	4.3794
	S	91.978	103.007	122.981	136.112	112.997	99.447	129.826	90.886	93.717	91.560	107.129	131.764	141.144	87.472	110.071
5	T	5.7821	4.2988	7.9150	6.1754	10.4406	9.3931	12.9828	11.0788	12.2271	8.3248	12.6523	8.5287	8.4989	9.2462	4.3653
	S	90.797	102.777	122.667	136.244	113.369	100.170	129.349	91.698	92.622	91.976	106.107	131.348	140.713	87.825	110.427
6	T	5.6590	4.3299	7.9463	6.1589	10.4097	9.4706	13.0449	11.1389	12.2038	8.2830	12.6114	8.4742	8.4506	9.2191	4.3627
	S	92.773	102.039	122.184	136.609	113.705	99.351	128.734	91.204	92.799	92.440	106.451	132.193	141.518	88.083	110.492
7	T	5.7136	4.3319	7.8981	6.1551	10.3420	9.5092	13.0363	11.1386	12.2632	8.3812	12.6020	8.4834	8.4648	9.1547	4.3391
	S	91.886	101.992	122.929	136.694	114.449	98.947	128.819	91.206	92.349	91.357	106.531	132.049	141.280	88.703	111.093
8	T	5.6201	4.3384	7.9149	6.1755	10.3866	9.4558	12.9831	11.1376	12.1114	8.2941	12.9279	8.5945	8.5091	9.1687	4.3394
	S	93.415	101.839	122.669	136.242	113.958	99.506	129.346	91.214	93.507	92.316	103.845	130.342	140.545	88.567	111.086
9	T	5.9602														
	S	88.084														

Event: Cooper Tires USF2000 GP of Road America

Round 6 / 7

Track: Road America

4.014 mile(s)

Report: Section Data Report

USF2000 Championship

Session: Qualifications - Race 1

June 21, 2019



Section Data for Car 3 - Gold, Reece (R)

Lap	T/Slap	PO to SF	SF to PI
1	T	132.7972	138.0085
	S	108.816	98.606
2	T	132.0221	
	S	109.454	
3	T	131.8276	
	S	109.616	
4	T	131.7387	
	S	109.690	
5	T	131.9099	
	S	109.548	
6	T	131.7630	
	S	109.670	
7	T	131.8132	
	S	109.628	
8	T	131.9571	129.9648
	S	109.508	105.910
9	T		
	S		

Event: Cooper Tires USF2000 GP of Road America

Round 6 / 7

Track: Road America

4.014 mile(s)

Report: Section Data Report

USF2000 Championship



Session: Qualifications - Race 1

June 21, 2019

Section Data for Car 36 - Siegel, Nolan (R)

Lap	T/S	I12 to I13	I13 to I14	I14 to SF	SF to I1	I1 to I2	I2 to I3	I3 to I4	I4 to I5	I5 to I6	I6 to I7	I7 to I8	I8 to I9	I9 to I10	I10 to I11	I11 to I12
1	T	5.6991	4.2815	7.9625	6.1971	10.5509	9.7444	13.0679	11.3160	12.2579	8.3364	12.5705	8.4846	8.5051	9.3038	4.3683
	S	92.120	103.192	121.935	135.767	112.183	96.559	128.507	89.776	92.389	91.848	106.798	132.031	140.611	87.281	110.351
2	T	5.6308	4.2868	7.9561	6.2234	10.3162	9.5616	13.0333	11.1256	12.2198	8.3984	12.4536	8.4587	8.5003	9.1308	4.3174
	S	93.237	103.065	122.033	135.194	114.736	98.405	128.848	91.313	92.677	91.170	107.800	132.435	140.690	88.935	111.652
3	T	5.5945	4.3472	7.9845	6.2237	10.2857	9.4797	13.0136	11.1352	12.0484	8.3253	12.4475	8.5026	8.4982	9.5059	4.4118
	S	93.842	101.633	121.599	135.187	115.076	99.255	129.043	91.234	93.996	91.970	107.853	131.751	140.725	85.425	109.263
4	T	5.5728	4.3210	7.9431	6.2123	10.3545	9.5319	13.0503	11.1078	12.0665	8.3484	12.5956	8.4971	8.4650	9.4059	4.4685
	S	94.208	102.249	122.233	135.435	114.311	98.712	128.680	91.459	93.855	91.716	106.585	131.836	141.277	86.334	107.876
5	T	5.9616	4.4766	8.0641	6.2692	10.3237	9.5735	13.0456	11.1826	12.0006	8.3026	12.6147	8.6170	8.5644	9.2756	4.3614
	S	88.064	98.695	120.399	134.206	114.652	98.283	128.727	90.847	94.370	92.222	106.423	130.002	139.637	87.546	110.525
6	T	5.7616	4.4130	8.0389	6.2315	10.2742	9.6183	13.1085	11.1592	11.9940	8.2544	12.5031	8.5207	8.5104	9.2889	4.3608
	S	91.121	100.117	120.776	135.018	115.205	97.825	128.109	91.038	94.422	92.760	107.373	131.471	140.523	87.421	110.541
7	T	5.9731	4.3192	7.9690	6.2073	10.2276	9.6287	13.2114	11.1477	12.1610	8.3134	12.6481	8.5376	8.5106	9.1716	4.3458
	S	87.894	102.292	121.836	135.544	115.730	97.719	127.111	91.132	93.126	92.102	106.142	131.211	140.520	88.539	110.922
8	T	5.5744	4.3641	7.9506	6.2217	11.1091	10.2075	13.1463	11.2660	12.1026	8.4520	12.5744	8.5319	8.5361	9.1161	4.3348
	S	94.181	101.239	122.118	135.231	106.547	92.178	127.741	90.175	93.575	90.592	106.765	131.299	140.100	89.078	111.204
9	T	5.6268														
	S	93.303														

Event: Cooper Tires USF2000 GP of Road America

Round 6 / 7

Track: Road America

4.014 mile(s)

Report: Section Data Report

USF2000 Championship

Session: Qualifications - Race 1

June 21, 2019



Section Data for Car 36 - Siegel, Nolan (R)

Lap	T/SLap	PO to SF	SF to PI
1	T	132.6460	134.2182
	S	108.940	101.390
2	T	131.6128	
	S	109.795	
3	T	131.8038	
	S	109.636	
4	T	131.9407	
	S	109.522	
5	T	132.6332	
	S	108.950	
6	T	132.0375	
	S	109.442	
7	T	132.3721	
	S	109.165	
8	T	133.4876	132.4753
	S	108.253	103.903
9	T		
	S		

Event: Cooper Tires USF2000 GP of Road America

Round 6 / 7

Track: Road America

4.014 mile(s)

Report: Section Data Report

USF2000 Championship

Session: Qualifications - Race 1

June 21, 2019



Section Data for Car 40 - Miller, Jack William (R)

Lap	T/S	I12 to I13	I13 to I14	I14 to SF	SF to I1	I1 to I2	I2 to I3	I3 to I4	I4 to I5	I5 to I6	I6 to I7	I7 to I8	I8 to I9	I9 to I10	I10 to I11	I11 to I12
1	T	6.0860	4.4088	8.0011	6.1987	10.8314	9.7386	12.9172	11.3416	12.6392	8.6847	12.7189	8.5218	8.5759	9.3336	4.3344
	S	86.264	100.213	121.347	135.732	109.278	96.616	130.006	89.574	89.602	88.164	105.552	131.454	139.450	87.002	111.214
2	T	5.7775	4.4609	8.0028	6.2128	10.6248	9.6960	13.0222	11.4811	12.6605	8.6775	12.5548	8.4923	8.5333	9.2208	4.3113
	S	90.870	99.042	121.321	135.424	111.403	97.041	128.958	88.485	89.451	88.238	106.931	131.911	140.146	88.067	111.810
3	T	5.8320	4.3477	7.9849	6.2143	10.6091	9.6330	13.0150	11.3391	12.1794	8.5626	12.4961	8.5073	8.5070	9.2986	4.3191
	S	90.021	101.621	121.593	135.392	111.568	97.676	129.029	89.593	92.985	89.422	107.434	131.678	140.579	87.330	111.608
4	T	5.6612	4.3419	7.9467	6.2219	10.5420	9.6671	13.1524	11.1474	12.2452	8.3680	12.4427	8.4850	8.5326	9.2221	4.3118
	S	92.737	101.757	122.178	135.226	112.278	97.331	127.682	91.134	92.485	91.501	107.895	132.024	140.158	88.054	111.797
5	T	5.7330	4.3954	7.9700	6.2102	10.5507	9.6004	12.9328	11.1846	12.2695	8.5015	12.4468	8.5929	8.5813	9.2669	4.3292
	S	91.575	100.518	121.820	135.481	112.186	98.007	129.850	90.831	92.302	90.064	107.859	130.367	139.362	87.629	111.347
6	T	5.7588	4.8055	8.2310	6.2547	10.5060	9.7691	13.1525	11.5062	12.2052	8.4130	12.5487	8.5509	8.5588	9.4847	4.3433
	S	91.165	91.940	117.958	134.517	112.663	96.315	127.681	88.292	92.788	91.012	106.983	131.007	139.729	85.616	110.986
7	T	5.6500	4.3368	7.9646	6.1936	10.4572	9.6004	13.0446	11.1217	12.1301	8.4512	12.5962	8.5155	8.5381	9.2865	4.3362
	S	92.920	101.877	121.903	135.844	113.189	98.007	128.737	91.345	93.363	90.600	106.580	131.552	140.067	87.444	111.168
8	T	5.7142	4.3603	7.9474	6.2104	10.6044	9.7149	13.1013	11.2556	12.1021	8.3147	12.5891	8.5596	8.5599	9.2927	4.3315
	S	91.876	101.327	122.167	135.477	111.617	96.852	128.180	90.258	93.579	92.088	106.640	130.874	139.711	87.385	111.288
9	T	6.0796														
	S	86.354														

Event: Cooper Tires USF2000 GP of Road America

Round 6 / 7

Track: Road America

4.014 mile(s)

Report: Section Data Report

USF2000 Championship

Session: Qualifications - Race 1

June 21, 2019



Section Data for Car 40 - Miller, Jack William (R)

Lap	T/SLap	PO to SF	SF to PI
1	T	134.3319	135.0397
	S	107.572	100.773
2	T	133.7286	
	S	108.058	
3	T	132.8452	
	S	108.776	
4	T	132.2880	
	S	109.234	
5	T	132.5652	
	S	109.006	
6	T	134.0884	
	S	107.768	
7	T	132.2227	
	S	109.288	
8	T	132.6581	135.9280
	S	108.930	101.264
9	T		
	S		

Event: Cooper Tires USF2000 GP of Road America

Round 6 / 7

Track: Road America

4.014 mile(s)

Report: Section Data Report

USF2000 Championship



Session: Qualifications - Race 1

June 21, 2019

Section Data for Car 41 - Barrichello, Eduardo (R)

Lap	T/S	I12 to I13	I13 to I14	I14 to SF	SF to I1	I1 to I2	I2 to I3	I3 to I4	I4 to I5	I5 to I6	I6 to I7	I7 to I8	I8 to I9	I9 to I10	I10 to I11	I11 to I12
1	T	6.1046	4.4524	8.0621	6.2517	10.6564	9.6667	13.0775	11.0960	12.3391	8.5661	12.6151	8.5396	8.6030	9.1871	4.3386
	S	86.001	99.231	120.429	134.582	111.073	97.335	128.413	91.556	91.781	89.385	106.420	131.180	139.011	88.390	111.106
2	T	5.6916	4.2887	7.9218	6.1954	10.5403	9.6170	13.0460	11.0844	12.1915	8.5279	12.4686	8.4564	8.5004	9.0728	4.3057
	S	92.241	103.019	122.562	135.805	112.296	97.838	128.723	91.652	92.893	89.786	107.670	132.471	140.689	89.503	111.955
3	T	5.6812	4.2814	7.9247	6.1699	10.4509	9.4654	12.8559	11.2953	12.1682	8.3957	12.4428	8.4513	8.4913	9.0748	4.3115
	S	92.410	103.195	122.517	136.366	113.257	99.405	130.626	89.941	93.070	91.199	107.894	132.551	140.839	89.484	111.805
4	T	5.6262	4.2707	7.8767	6.1564	10.4581	9.4635	12.8771	11.0978	12.0493	8.3958	12.4803	8.4569	8.4628	9.0428	4.2922
	S	93.313	103.453	123.263	136.665	113.179	99.425	130.411	91.541	93.989	91.198	107.570	132.463	141.314	89.800	112.307
5	T	5.6171	4.2819	7.8773	6.1566	10.7896	9.6041	12.9592	11.1105	12.1387	8.7469	14.6472	9.0431	8.8443	9.2952	4.3506
	S	93.465	103.183	123.254	136.660	109.702	97.970	129.585	91.437	93.297	87.538	91.656	123.876	135.218	87.362	110.800
6	T	5.6120	4.2705	7.8596	6.1007	10.4128	9.4890	12.8474	11.0367	12.0465	8.3900	12.6099	8.4717	8.4624	9.4120	4.3820
	S	93.550	103.458	123.532	137.913	113.671	99.158	130.713	92.048	94.011	91.261	106.464	132.232	141.320	86.278	110.006
7	T	5.6321	4.2852	7.8732	6.0998	10.4061	9.5217	13.0014	11.0474	12.1332	8.4142	12.5218	8.4961	8.5151	9.1343	4.3134
	S	93.216	103.103	123.318	137.933	113.744	98.817	129.164	91.959	93.339	90.999	107.213	131.852	140.446	88.901	111.755
8	T	5.5975	4.2660	7.8806	6.1683	10.7917	9.5942	12.9924	11.3701	12.5373	8.6605	12.9383	8.9322	10.1932	9.7744	4.7072
	S	93.792	103.567	123.202	136.401	109.680	98.071	129.254	89.349	90.330	88.411	103.762	125.414	117.324	83.079	102.406
9	T	6.2880														
	S	83.492														

Event: Cooper Tires USF2000 GP of Road America

Round 6 / 7

Track: Road America

4.014 mile(s)

Report: Section Data Report

USF2000 Championship

Session: Qualifications - Race 1

June 21, 2019



Section Data for Car 41 - Barrichello, Eduardo (R)

Lap	T/SLap	PO to SF	SF to PI
1	T	133.5560	134.5860
	S	108.197	101.113
2	T	131.9085	
	S	109.549	
3	T	131.4603	
	S	109.922	
4	T	131.0066	
	S	110.303	
5	T	135.4623	
	S	106.675	
6	T	131.4032	
	S	109.970	
7	T	131.3950	
	S	109.977	
8	T	136.4039	138.7533
	S	105.938	99.202
9	T		
	S		

Event: Cooper Tires USF2000 GP of Road America

Round 6 / 7

Track: Road America

4.014 mile(s)

Report: Section Data Report

USF2000 Championship



Session: Qualifications - Race 1

June 21, 2019

Section Data for Car 52 - Crawford, Jak (R)

Lap	T/S	I12 to I13	I13 to I14	I14 to SF	SF to I1	I1 to I2	I2 to I3	I3 to I4	I4 to I5	I5 to I6	I6 to I7	I7 to I8	I8 to I9	I9 to I10	I10 to I11	I11 to I12
1	T	5.8199	4.3523	7.9763	6.2056	10.8017	9.6555	12.8439	11.3005	12.2996	8.4728	12.5451	8.4664	8.4978	9.3260	4.3833
	S	90.208	101.514	121.724	135.581	109.579	97.448	130.748	89.899	92.076	90.369	107.014	132.314	140.732	87.073	109.973
2	T	5.5857	4.2900	7.8826	6.1404	10.4837	9.4202	12.9275	11.1434	12.2093	8.4490	12.3835	8.4309	8.5043	9.1840	4.3041
	S	93.990	102.988	123.171	137.021	112.903	99.882	129.903	91.167	92.757	90.624	108.410	132.872	140.624	88.420	111.997
3	T	5.5857	4.4394	7.9885	6.1811	10.5159	10.6179	16.3584	15.9250	12.6630	8.6728	12.7030	8.5294	8.5320	9.2007	4.3348
	S	93.990	99.522	121.538	136.119	112.557	88.615	102.658	63.793	89.434	88.285	105.684	131.337	140.167	88.259	111.204
4	T	5.7021	4.2846	7.8965	6.1752	10.4430	9.4744	12.9127	11.2382	12.0931	8.3746	12.4294	8.4823	8.4957	9.0437	4.3121
	S	92.071	103.118	122.954	136.249	113.343	99.311	130.052	90.398	93.648	91.429	108.010	132.066	140.766	89.791	111.789
5	T	5.5370	4.2987	7.9155	6.1943	10.5562	11.2565	14.2441	11.3760	12.2835	8.4840	12.7945	8.6551	8.6183	9.3178	4.3351
	S	94.817	102.779	122.659	135.829	112.127	83.588	117.896	89.303	92.197	90.250	104.928	129.430	138.764	87.150	111.196
6	T	5.6459	4.2959	7.9287	6.1805	10.3215	9.4381	12.9718	11.1096	12.0082	8.3420	12.4574	8.4927	8.5226	9.1651	4.3181
	S	92.988	102.846	122.455	136.132	114.677	99.693	129.459	91.444	94.311	91.786	107.767	131.905	140.322	88.602	111.634
7	T	5.5788	4.2806	7.9043	6.1487	10.2710	9.7549	16.5738	11.5433	12.3417	8.3720	12.6177	8.5210	8.5133	9.1424	4.3376
	S	94.106	103.214	122.833	136.836	115.241	96.455	101.324	88.009	91.762	91.457	106.398	131.467	140.475	88.822	111.132
8	T	5.5514	4.3095	7.9124	6.1860	10.4698	9.3832	12.9002	11.0491	12.0790	8.3691	12.5102	8.4680	8.4524	9.6364	4.6479
	S	94.571	102.522	122.707	136.011	113.052	100.276	130.178	91.945	93.758	91.489	107.312	132.289	141.488	84.269	103.713
9	T	6.0805														
	S	86.342														

Event: Cooper Tires USF2000 GP of Road America

Round 6 / 7

Track: Road America

4.014 mile(s)

Report: Section Data Report

USF2000 Championship

Session: Qualifications - Race 1

June 21, 2019



Section Data for Car 52 - Crawford, Jak (R)

Lap	T/SLap	PO to SF	SF to PI
1	T	132.9467	134.3842
	S	108.693	101.265
2	T	131.3386	
	S	110.024	
3	T	142.2476	
	S	101.586	
4	T	131.3576	
	S	110.008	
5	T	135.8666	
	S	106.357	
6	T	131.1981	
	S	110.142	
7	T	135.9011	
	S	106.330	
8	T	131.9246	133.6287
	S	109.535	103.006
9	T		
	S		

Event: Cooper Tires USF2000 GP of Road America

Round 6 / 7

Track: Road America

4.014 mile(s)

Report: Section Data Report

USF2000 Championship



Session: Qualifications - Race 1

June 21, 2019

Section Data for Car 6 - Rasmussen, Christian (R)

Lap	T/S	I12 to I13	I13 to I14	I14 to SF	SF to I1	I1 to I2	I2 to I3	I3 to I4	I4 to I5	I5 to I6	I6 to I7	I7 to I8	I8 to I9	I9 to I10	I10 to I11	I11 to I12
1	T	5.6508	4.3278	7.9052	6.1397	10.5777	9.6448	13.1115	11.1275	12.2567	8.6072	12.4590	8.4220	8.4290	9.2512	4.3475
	S	92.907	102.088	122.819	137.037	111.899	97.556	128.080	91.297	92.398	88.958	107.753	133.012	141.880	87.777	110.879
2	T	5.6805	4.2696	7.8345	6.0878	10.6172	9.5234	12.9441	11.1912	12.0869	8.3671	12.4064	8.4038	8.4011	9.2351	4.2995
	S	92.421	103.480	123.927	138.205	111.483	98.800	129.736	90.777	93.696	91.511	108.210	133.300	142.351	87.930	112.117
3	T	5.5593	4.2715	7.8639	6.1211	10.5064	9.4745	12.8196	11.0873	12.0684	8.3790	12.4693	8.3756	8.2949	9.2496	4.3197
	S	94.436	103.434	123.464	137.453	112.659	99.310	130.996	91.628	93.840	91.381	107.664	133.749	144.174	87.792	111.592
4	T	5.5988	4.3914	7.8299	6.0301	10.8517	9.5550	12.7518	10.9721	12.1252	8.5423	12.4943	8.4119	8.3728	9.2936	4.3095
	S	93.770	100.610	124.000	139.527	109.074	98.473	131.693	92.590	93.401	89.634	107.449	133.172	142.833	87.377	111.856
5	T	5.6319	4.4007	7.8905	6.1148	10.4409	9.5533	12.8616	11.0210	12.1644	8.3250	12.4081	8.4443	8.3940	9.4405	4.3470
	S	93.219	100.397	123.048	137.595	113.365	98.490	130.568	92.179	93.100	91.974	108.195	132.661	142.472	86.017	110.892
6	T	5.5793	4.2997	7.8365	6.0699	10.3538	9.5246	12.8651	10.9685	12.1104	8.5346	12.6015	8.4705	8.4135	9.3578	4.3394
	S	94.098	102.756	123.896	138.612	114.319	98.787	130.533	92.621	93.515	89.715	106.535	132.250	142.142	86.777	111.086
7	T			7.8978	6.1163	11.9689	11.1293	13.0921	11.4243	12.2863	8.5717	12.6516	8.7213	8.7501	9.3511	4.5624
	S			122.934	137.561	98.893	84.543	128.270	88.925	92.176	89.327	106.113	128.447	136.674	86.840	105.656
8	T	6.1142														
	S	85.866														

Event: Cooper Tires USF2000 GP of Road America

Round 6 / 7

Track: Road America

4.014 mile(s)

Report: Section Data Report

USF2000 Championship

Session: Qualifications - Race 1

June 21, 2019



Section Data for Car 6 - Rasmussen, Christian (R)

Lap	T/SLap	PO to SF	SF to PI
1	T	132.2576	133.0981
	S	109.260	102.243
2	T	131.3482	
	S	110.016	
3	T	130.8601	
	S	110.426	
4	T	131.5304	
	S	109.864	
5	T	131.4380	
	S	109.941	
6	T	131.3251	
	S	110.035	
7	T	136.4202	137.9901
	S	105.926	99.750
8	T		
	S		

Event: Cooper Tires USF2000 GP of Road America**Round 6 / 7****Track:** Road America**4.014 mile(s)****Report:** Section Data Report**USF2000 Championship****Session:** Qualifications - Race 1**June 21, 2019****Section Data for Car 7 - Bogle, Christian (R)**

Lap	T/S	I12 to I13	I13 to I14	I14 to SF	SF to I1	I1 to I2	I2 to I3	I3 to I4	I4 to I5	I5 to I6	I6 to I7	I7 to I8	I8 to I9	I9 to I10	I10 to I11	I11 to I12
1	T	6.7445	4.5030	8.0341	6.1441	10.8876	10.0897	13.4486	11.3617	16.1209	9.0726	13.2325	8.8105	8.7555	9.5564	4.5768
	S	77.841	98.116	120.849	136.938	108.714	93.254	124.869	89.415	70.250	84.395	101.455	127.147	136.589	84.974	105.324
2	T	5.8512	4.3849	8.0253	6.2151	10.8822	9.7607	13.0652	11.3131	12.5224	8.6540	12.8715	8.5809	8.5930	9.4943	4.5555
	S	89.725	100.759	120.981	135.374	108.768	96.398	128.534	89.799	90.438	88.477	104.300	130.549	139.172	85.530	105.816
3	T	5.8292	4.4046	8.0524	6.2302	10.8674	9.6221	13.0119	11.2853	12.3432	8.5122	12.7504	8.6030	8.5876	9.4032	4.4649
	S	90.064	100.308	120.574	135.046	108.916	97.786	129.060	90.021	91.751	89.951	105.291	130.214	139.260	86.358	107.963
4	T	5.8359	4.4173	8.0163	6.2319	10.8779	9.6415	13.0119	11.4897	12.5059	8.4604	13.0182	8.6370	8.5768	9.5767	4.5167
	S	89.960	100.020	121.117	135.009	108.811	97.589	129.060	88.419	90.557	90.502	103.125	129.701	139.435	84.794	106.725
5	T	6.3791	4.5778	8.0496	6.1844	10.7729	9.8643	13.5272	11.3016	12.3909	8.5732	12.9178	8.6429	8.6039	9.4097	4.4758
	S	82.300	96.513	120.616	136.046	109.872	95.385	124.144	89.891	91.398	89.311	103.926	129.612	138.996	86.299	107.700
6	T	5.7512	4.4157	8.0473	6.2122	10.7253	9.7711	13.3041	11.8597	12.6490	8.6068	12.9833	8.7394	8.7338	9.4991	4.8157
	S	91.285	100.056	120.650	135.437	110.359	96.295	126.226	85.661	89.533	88.962	103.402	128.181	136.929	85.487	100.099
7	T	6.2417	4.4804	8.0644	6.2148	10.8927	9.7028	13.0737	11.2794	12.3445	8.5539	12.8572	8.5710	8.5662	9.3409	4.4654
	S	84.112	98.611	120.394	135.381	108.663	96.973	128.450	90.068	91.741	89.513	104.416	130.700	139.608	86.934	107.951
8	T	5.7614	4.6198	8.1187	6.2535	11.1569	12.9089	14.9818	11.7936	12.8591	9.5180	14.1112	9.5790	9.9503	10.0663	4.8928
	S	91.124	95.636	119.589	134.543	106.090	72.888	112.091	86.141	88.070	80.446	95.137	116.946	120.188	80.670	98.521
9	T	6.8096														
	S	77.097														

Event: Cooper Tires USF2000 GP of Road America

Round 6 / 7

Track: Road America

4.014 mile(s)

Report: Section Data Report

USF2000 Championship

Session: Qualifications - Race 1

June 21, 2019



Section Data for Car 7 - Bogle, Christian (R)

Lap	T/SLap	PO to SF	SF to PI
1	T	141.3385	136.1546
	S	102.240	99.948
2	T	134.7693	
	S	107.223	
3	T	133.9676	
	S	107.865	
4	T	134.8141	
	S	107.188	
5	T	135.6711	
	S	106.511	
6	T	136.1137	
	S	106.164	
7	T	134.6490	
	S	107.319	
8	T	146.5713	144.1136
	S	98.590	95.512
9	T		
	S		

Event: Cooper Tires USF2000 GP of Road America

Round 6 / 7

Track: Road America

4.014 mile(s)

Report: Section Data Report

USF2000 Championship



Session: Qualifications - Race 1

June 21, 2019

Section Data for Car 73 - Shields, Cameron (R)

Lap	T/S	I12 to I13	I13 to I14	I14 to SF	SF to I1	I1 to I2	I2 to I3	I3 to I4	I4 to I5	I5 to I6	I6 to I7	I7 to I8	I8 to I9	I9 to I10	I10 to I11	I11 to I12
1	T	5.6219	4.3161	8.0197	6.2563	10.3110	9.5934	13.1300	11.1663	12.2080	8.3720	12.4224	8.4717	8.5035	11.5981	4.9354
	S	93.385	102.365	121.066	134.483	114.794	98.079	127.899	90.980	92.767	91.457	108.071	132.232	140.637	70.015	97.671
2	T	5.9600	4.3999	8.0129	6.2175	10.3583	9.5384	13.0359	11.0479	12.1362	8.3215	12.3878	8.4302	8.4658	9.2073	4.3313
	S	88.087	100.416	121.168	135.322	114.269	98.644	128.823	91.955	93.316	92.012	108.373	132.883	141.264	88.196	111.293
3	T	5.5851	4.3279	7.9540	6.1886	10.3178	9.5091	13.0071	10.9854	12.1067	8.2903	12.4991	8.4601	8.4648	9.2255	4.3331
	S	94.000	102.086	122.066	135.954	114.718	98.948	129.108	92.478	93.543	92.359	107.408	132.413	141.280	88.022	111.247
4	T	5.5767	4.3023	7.8897	6.1597	10.2301	9.5321	12.9608	11.0029	12.1364	8.3023	12.5038	8.4180	8.4281	13.2494	5.6477
	S	94.142	102.693	123.060	136.592	115.701	98.710	129.569	92.331	93.314	92.225	107.367	133.075	141.895	61.289	85.353
5	T	5.8586	4.3069	7.9644	6.2277	10.3281	9.5259	13.0061	10.9707	12.1419	8.2897	12.5078	8.5045	8.4742	9.0972	4.3289
	S	89.612	102.584	121.906	135.100	114.603	98.774	129.118	92.602	93.272	92.365	107.333	131.722	141.124	89.263	111.355
6	T	5.4938	4.3527	7.9328	6.1394	10.3152	9.6118	12.9940	11.5424	12.2438	8.4490	12.5280	8.4917	8.5223	9.1943	4.4392
	S	95.562	101.504	122.392	137.043	114.747	97.891	129.238	88.015	92.496	90.624	107.160	131.920	140.327	88.321	108.588
7	T	5.7924	4.2695	7.9355	6.1869	10.2508	9.5115	13.0546	11.0034	12.0442	8.2756	12.6112	8.5273	8.5023	9.1568	4.3421
	S	90.636	103.482	122.350	135.991	115.468	98.923	128.638	92.327	94.029	92.523	106.453	131.370	140.657	88.682	111.017
8	T	5.4776	4.2942	7.8995	6.1951	10.2754	9.4603	12.9893	11.0043	12.0962	8.3259	12.4500	8.4575	8.4701	9.1389	4.3195
	S	95.845	102.887	122.908	135.811	115.191	99.459	129.285	92.319	93.624	91.964	107.831	132.454	141.192	88.856	111.598
9	T	5.8171														
	S	90.251														

Event: Cooper Tires USF2000 GP of Road America

Round 6 / 7

Track: Road America

4.014 mile(s)

Report: Section Data Report

USF2000 Championship

Session: Qualifications - Race 1

June 21, 2019



Section Data for Car 73 - Shields, Cameron (R)

Lap	T/Slap	PO to SF	SF to PI
1	T	134.9258	134.3887
	S	107.099	101.262
2	T	131.8509	
	S	109.597	
3	T	131.2546	
	S	110.094	
4	T	136.3400	
	S	105.988	
5	T	131.5326	
	S	109.862	
6	T	132.2504	
	S	109.265	
7	T	131.4641	
	S	109.919	
8	T	130.8538	131.8518
	S	110.432	104.394
9	T		
	S		

Event: Cooper Tires USF2000 GP of Road America

Round 6 / 7

Track: Road America

4.014 mile(s)

Report: Section Data Report

USF2000 Championship



Session: Qualifications - Race 1

June 21, 2019

Section Data for Car 8 - Eves, Braden (R)

Lap	T/S	I12 to I13	I13 to I14	I14 to SF	SF to I1	I1 to I2	I2 to I3	I3 to I4	I4 to I5	I5 to I6	I6 to I7	I7 to I8	I8 to I9	I9 to I10	I10 to I11	I11 to I12
1	T	5.8128	4.2617	7.8962	6.1793	10.6880	9.7536	12.9829	11.3205	12.1932	8.5961	12.3356	8.4099	8.5159	9.1123	4.3168
	S	90.318	103.672	122.959	136.158	110.744	96.468	129.348	89.741	92.880	89.073	108.831	133.203	140.432	89.115	111.667
2	T	5.6667	4.2642	7.8696	6.1885	10.5708	9.5136	12.9221	11.1597	12.1538	8.4665	12.3057	8.4310	8.4808	9.0628	4.2944
	S	92.647	103.611	123.375	135.956	111.972	98.901	129.957	91.034	93.181	90.437	109.096	132.870	141.014	89.602	112.250
3	T	5.6557	4.3294	7.8820	6.1670	10.4934	9.4606	12.8918	11.0551	12.0576	8.4556	12.3461	8.4957	8.5254	9.1606	4.3304
	S	92.827	102.051	123.181	136.430	112.798	99.456	130.263	91.895	93.924	90.553	108.739	131.858	140.276	88.645	111.317
4	T	5.6375	4.2466	7.8658	6.1938	10.5201	9.5090	12.9414	11.0793	12.1117	8.4223	12.3654	8.4917	8.4880	9.1573	4.3090
	S	93.126	104.040	123.434	135.840	112.512	98.949	129.763	91.694	93.505	90.911	108.569	131.920	140.894	88.677	111.869
5	T	5.6336	4.2743	7.8801	6.1852	10.4107	9.5291	12.9417	11.0243	12.1112	8.3810	12.4316	8.4928	8.5233	9.1133	4.3073
	S	93.191	103.366	123.210	136.029	113.694	98.741	129.760	92.152	93.508	91.359	107.991	131.903	140.311	89.106	111.914
6	T	5.5743					9.8135	12.9955	11.2665	12.7188	8.7804	12.5178	8.4754	8.5079	9.2484	4.3399
	S	94.182					95.879	129.223	90.171	89.041	87.204	107.247	132.174	140.565	87.804	111.073
7	T	5.5816	4.2487	7.8494	6.1531	10.3731	9.5856	12.9152	11.0212	12.0721	8.3672	12.3936	8.4752	8.4886	9.0596	4.2975
	S	94.059	103.989	123.692	136.738	114.106	98.159	130.026	92.178	93.811	91.510	108.322	132.177	140.884	89.634	112.169
8	T	5.8216														
	S	90.181														

Event: Cooper Tires USF2000 GP of Road America

Round 6 / 7

Track: Road America

4.014 mile(s)

Report: Section Data Report

USF2000 Championship

Session: Qualifications - Race 1

June 21, 2019



Section Data for Car 8 - Eves, Braden (R)

Lap	T/SLap	PI to PO	PO to SF	SF to PI
1	T	132.3748		139.6996
	S	109.163		97.412
2	T	131.3502		
	S	110.014		
3	T	131.3064		
	S	110.051		
4	T	131.3389		
	S	110.024		
5	T	131.2395		128.3699
	S	110.107		107.226
6	T	246.6978	118.7952	130.6639
	S	58.575	12.810	104.148
7	T	130.8817		130.7519
	S	110.408		105.272
8	T			
	S			

Event: Cooper Tires USF2000 GP of Road America
Track: Road America
Report: Section Data Report
Session: Qualifications - Race 1

Round 6 / 7
4.014 mile(s)








USF2000 Championship
June 21, 2019

Section Data for Car

Report Support Information

Section Legend	
Name	Length
I12 to I13	0.145833 miles
I13 to I14	0.122727 miles
I14 to SF	0.269697 miles
SF to I1	0.233712 miles
I1 to I2	0.328788 miles
I2 to I3	0.261364 miles
I3 to I4	0.466477 miles
I4 to I5	0.282197 miles
I5 to I6	0.314583 miles
I6 to I7	0.212689 miles
I7 to I8	0.372917 miles
I8 to I9	0.311174 miles
I9 to I10	0.332197 miles
I10 to I11	0.225568 miles
I11 to I12	0.133902 miles
Lap	4.014000 miles
PI to PO	0.422727 miles
PO to SF	3.780114 miles
SF to PI	3.823485 miles
PO to I2	0.328788 miles
I13 to PI	0.202083 miles
PO to PI	3.589773 miles

Color Legend	
	Fastest Lap
	Section Under Caution
	Section Under Green
	Section Time Data
	Section Speed Data

