

**Event:** Cooper Tires USF2000 GP of Mid-Ohio  
**Track:** Mid-Ohio Sports Car Course  
**Report:** Section Data Report  
**Session:** Qualifications - Race 1

**Round 10 / 11**  
**2.258 mile(s)**  
**USF2000 Championship**  
**July 26, 2019**



**Section Data for Car 12 - Sulaiman, Manuel (R)**

Lap	T/S	I6 to I7A	I7A to I7	I7 to I8	I8 to SF	SF to I1	I1 to I2A	I2A to I2	I2 to I3A	I3A to I3	I3 to I4	I4 to I5A	I5A to I5B	I5B to I5	I5 to I6A	I6A to I6
1	T	3.5468	5.6535	5.6805	4.8139	4.6534	7.5303	4.8129	8.4018	8.3473	2.8432	7.1535	5.2479	4.4844	5.3407	6.4232
	S	107.267	94.551	72.737	92.771	110.769	106.388	119.707	73.767	115.987	134.771	97.886	73.146	76.173	95.493	86.406
2	T	3.5077	5.5128	5.5865	4.8717	4.6195	7.2822	4.7567	8.3603	8.2827	2.8189	7.0815	5.2403	4.3650	5.2291	6.3333
	S	108.463	96.964	73.961	91.670	111.582	110.013	121.121	74.133	116.892	135.933	98.881	73.252	78.257	97.531	87.632
3	T	3.5003	5.2592	5.4506	4.7552	4.5617	7.2197	4.7343	8.2744	8.2489	2.8039	6.9490	5.1072	4.4331	5.2293	6.2738
	S	108.692	101.640	75.805	93.916	112.996	110.965	121.694	74.902	117.371	136.660	100.767	75.161	77.055	97.527	88.463
4	T	3.4713	5.1711	5.5638	4.7149	4.5698	7.6383	5.7614	9.2340	8.5913	3.0231	8.0343	5.4934	4.3865	5.2146	6.3364
	S	109.600	103.372	74.263	94.719	112.796	104.884	99.999	67.119	112.693	126.751	87.155	69.877	77.873	97.802	87.589
5	T	3.4939	5.2561	5.4466	4.7267	4.5545	7.1455	4.6969	8.2132	8.2426	2.8048	6.9248	5.1016	4.3329	5.2549	6.2910
	S	108.891	101.700	75.861	94.483	113.175	112.118	122.663	75.461	117.461	136.616	101.119	75.244	78.837	97.052	88.221
6	T	3.4697	5.1342	5.3994	4.7429	4.5466	7.1422	4.6656	8.2196	8.2150	2.7955	6.9653	5.0558	4.5272	5.2801	6.2819
	S	109.651	104.115	76.524	94.160	113.371	112.169	123.486	75.402	117.855	137.071	100.531	75.925	75.453	96.589	88.349
7	T	3.4677	5.1412	5.4023	4.8227	4.5605	7.1594	4.6975	8.2146	8.2567	2.8126	6.9719	5.0299	4.3274	5.2705	6.2928
	S	109.714	103.973	76.483	92.602	113.026	111.900	122.647	75.448	117.260	136.238	100.436	76.316	78.937	96.765	88.196
8	T	3.4794	5.1261	5.3994	4.7470	4.5345	7.0766	4.6772	8.1810	8.2078	2.7960	6.8567	5.0478	4.2806	5.2328	6.3280
	S	109.345	104.279	76.524	94.079	113.674	113.209	123.180	75.758	117.959	137.046	102.123	76.046	79.800	97.462	87.705
9	T	3.4889	5.1608	5.3967	4.7336	4.5292	7.2326	4.7215	8.1914	8.2204	2.8008	6.9409	5.2642	4.4770	5.1667	6.3236
	S	109.047	103.578	76.562	94.345	113.807	110.767	122.024	75.661	117.778	136.812	100.884	72.920	76.299	98.709	87.766
10	T	3.4822	5.1843	5.4242	4.7530	4.5485	7.6855	5.0066	8.9700	9.3642	3.5055	8.5666	5.7539	4.7704	5.2597	6.3463
	S	109.257	103.109	76.174	93.960	113.324	104.240	115.075	69.094	103.392	109.309	81.739	66.714	71.606	96.964	87.453
11	T	3.5067	5.1960	5.4371	4.7205	4.5256	7.1399	4.7087	8.2436	8.2232	2.8077	6.8914	5.1918	4.3749	5.4876	6.3335
	S	108.494	102.876	75.993	94.607	113.898	112.206	122.356	75.182	117.738	136.475	101.609	73.937	78.080	92.937	87.629
12	T	3.4975	5.2653	5.4720	4.7259	4.5178	7.1069	4.6700	8.2662	8.2448	2.8122	6.9465	5.1334	4.3931	5.1787	6.3540
	S	108.779	101.522	75.508	94.499	114.094	112.727	123.370	74.977	117.429	136.257	100.803	74.778	77.756	98.480	87.347
13	T	3.4895	6.0914													
	S	109.028	87.754													

Event: Cooper Tires USF2000 GP of Mid-Ohio

Round 10 / 11

Track: Mid-Ohio Sports Car Course

2.258 mile(s)

Report: Section Data Report

USF2000 Championship

Session: Qualifications - Race 1

July 26, 2019



Section Data for Car 12 - Sulaiman, Manuel (R)

Lap	T/SLap	PO to SF	SF to PI
1	T	84.9333	84.1450
	S	95.708	90.485
2	T	83.8482	
	S	96.947	
3	T	82.8006	
	S	98.173	
4	T	87.2042	
	S	93.216	
5	T	82.4860	
	S	98.548	
6	T	82.4410	
	S	98.601	
7	T	82.4277	
	S	98.617	
8	T	81.9709	
	S	99.167	
9	T	82.6483	
	S	98.354	
10	T	88.6209	
	S	91.726	
11	T	82.7882	
	S	98.188	
12	T	82.5843	81.6595
	S	98.430	94.082
13	T		
	S		

Event: Cooper Tires USF2000 GP of Mid-Ohio  
Track: Mid-Ohio Sports Car Course  
Report: Section Data Report  
Session: Qualifications - Race 1

Round 10 / 11  
2.258 mile(s)  
USF2000 Championship  
July 26, 2019



Section Data for Car 14 - Holden, Zach

Lap	T/S	I6 to I7A	I7A to I7	I7 to I8	I8 to SF	SF to I1	I1 to I2A	I2A to I2	I2 to I3A	I3A to I3	I3 to I4	I4 to I5A	I5A to I5B	I5B to I5	I5 to I6A	I6A to I6
1	T	3.5385	5.6981	5.8714	4.8946	4.6671	7.4810	4.7773	8.4921	8.2711	2.8086	7.4622	5.4677	4.7433	5.3665	6.7020
	S	107.519	93.811	70.372	91.242	110.444	107.089	120.599	72.982	117.056	136.432	93.837	70.206	72.015	95.034	82.811
2	T	3.5410	5.5492	5.7380	4.8428	4.5970	7.3946	4.7393	8.5267	8.2915	2.8073	7.1217	5.3027	4.5627	5.2814	6.6004
	S	107.443	96.328	72.008	92.218	112.128	108.341	121.566	72.686	116.768	136.495	98.323	72.390	74.866	96.565	84.086
3	T	3.5275	5.3646					5.2332	8.8075	8.2372	2.7790	7.2702	5.4070	4.5949	5.3014	6.5224
	S	107.854	99.643					110.093	70.369	117.538	137.885	96.315	70.994	74.341	96.201	85.091
4	T	3.4829	5.3189	5.5388	4.8105	4.5658	7.3002	4.7111	8.4420	8.2051	2.7768	6.9598	5.1806	4.4760	5.2309	6.3875
	S	109.235	100.499	74.598	92.837	112.895	109.742	122.293	73.415	117.998	137.994	100.610	74.096	76.316	97.498	86.888
5	T	3.4456	5.2135	5.5184	4.7675	4.5446	7.1586	4.6524	8.3392	8.1819	2.7688	6.9363	5.1535	4.4662	5.1925	6.3838
	S	110.418	102.531	74.873	93.674	113.421	111.912	123.836	74.320	118.332	138.393	100.951	74.486	76.484	98.219	86.939
6	T	3.4380	5.1725	5.4895	4.7289	4.5361	7.3174	4.6928	8.3065	8.1779	2.7714	6.9778	5.1318	4.4578	5.2340	6.3251
	S	110.662	103.344	75.268	94.439	113.634	109.484	122.770	74.613	118.390	138.263	100.351	74.801	76.628	97.440	87.746
7	T	3.4398	5.1605	5.4848	4.7044	4.5182	7.1131	4.6261	8.3334	8.1797	2.7802	6.9147	5.0955	4.4220	5.1916	6.3491
	S	110.604	103.584	75.332	94.930	114.084	112.628	124.540	74.372	118.364	137.825	101.266	75.334	77.248	98.236	87.414
8	T	3.4644	5.1485	5.4247	4.7302	4.5127	7.0908	4.6091	8.2794	8.1415	2.7697	6.9218	5.0867	4.3978	5.1527	6.4025
	S	109.818	103.825	76.167	94.413	114.223	112.983	125.000	74.857	118.919	138.348	101.163	75.464	77.673	98.977	86.685
9	T	3.4530	5.1098	5.4386	4.7485	4.5102	7.1991	4.6487	8.2269	8.1558	2.7712	6.9139	5.1042	4.4359	5.1597	6.3739
	S	110.181	104.612	75.972	94.049	114.286	111.283	123.935	75.335	118.711	138.273	101.278	75.205	77.006	98.843	87.074
10	T	3.4619	5.2046	5.7974	4.9501	4.7277	7.7685	4.8158	8.8966	8.3557	2.7980	7.1055	5.1206	4.4704	5.1913	6.4397
	S	109.898	102.706	71.270	90.219	109.029	103.126	119.635	69.664	115.871	136.948	98.547	74.965	76.412	98.241	86.184
11	T	3.4769	5.2290	5.5240	4.7732	4.5298	7.1834	4.6684	8.3411	8.1826	2.7818	6.9485	5.1516	4.4811	5.2311	6.3557
	S	109.423	102.227	74.798	93.562	113.792	111.526	123.412	74.303	118.322	137.746	100.774	74.513	76.229	97.494	87.323
12	T	3.4841	5.1844	5.4407	4.7070	4.5050	7.1275	4.6265	8.3004	8.1749	2.7805	6.8696	5.1524	4.4579	5.1721	6.4367
	S	109.197	103.107	75.943	94.878	114.418	112.401	124.530	74.668	118.433	137.810	101.931	74.502	76.626	98.606	86.224
13	T	3.4649	6.5673													
	S	109.802	81.395													

Event: Cooper Tires USF2000 GP of Mid-Ohio

Round 10 / 11

Track: Mid-Ohio Sports Car Course

2.258 mile(s)

Report: Section Data Report

USF2000 Championship

Session: Qualifications - Race 1

July 26, 2019



Section Data for Car 14 - Holden, Zach

Lap	T/Slap	PI to PO	PO to SF	SF to PI
1	T	86.2415	87.4726	
	S	94.256	87.043	
2	T	84.8963		81.5974
	S	95.750		94.154
3	T	194.9920	114.4866	83.2844
	S	41.688	7.843	91.420
4	T	83.3869		
	S	97.483		
5	T	82.7228		
	S	98.266		
6	T	82.7575		
	S	98.224		
7	T	82.3131		
	S	98.755		
8	T	82.1325		
	S	98.972		
9	T	82.2494		
	S	98.831		
10	T	85.1038		
	S	95.516		
11	T	82.8582		
	S	98.105		
12	T	82.4197		82.0888
	S	98.627		93.590
13	T			
	S			

Event: Cooper Tires USF2000 GP of Mid-Ohio  
Track: Mid-Ohio Sports Car Course  
Report: Section Data Report  
Session: Qualifications - Race 1

Round 10 / 11  
2.258 mile(s)  
USF2000 Championship  
July 26, 2019



Section Data for Car 2 - Keane, Darren

Lap	T/S	I6 to I7A	I7A to I7	I7 to I8	I8 to SF	SF to I1	I1 to I2A	I2A to I2	I2 to I3A	I3A to I3	I3 to I4	I4 to I5A	I5A to I5B	I5B to I5	I5 to I6A	I6A to I6
1	T	3.6144	5.8779	5.9657	4.9410	4.7518	7.5449	4.8143	8.5264	8.3243	2.8225	7.3480	5.4296	4.7476	5.3837	6.5844
	S	105.261	90.942	69.260	90.385	108.476	106.183	119.672	72.689	116.308	135.760	95.295	70.698	71.950	94.730	84.290
2	T	3.5228	5.5189	5.7327	4.8459	4.6238	7.3310	4.7561	8.5850	8.2895	2.8169	7.0716	5.3094	4.5841	5.2475	6.5499
	S	107.998	96.857	72.075	92.159	111.479	109.281	121.136	72.193	116.796	136.030	99.020	72.299	74.516	97.189	84.734
3	T	3.5005	5.3971	5.6733	4.8069	4.6110	7.3705	4.7307	8.3404	8.2935	2.8129	7.1010	5.2464	4.5806	5.2389	6.4322
	S	108.686	99.043	72.829	92.906	111.788	108.695	121.787	74.310	116.740	136.223	98.610	73.167	74.573	97.349	86.285
4	T	3.4748	5.2730	5.6082	4.8120	4.5902	7.2419	4.7649	8.4305	8.1720	2.7754	7.6009	5.3510	4.6113	5.3459	6.6583
	S	109.490	101.374	73.675	92.808	112.295	110.625	120.913	73.516	118.476	138.064	92.124	71.737	74.077	95.400	83.355
5	T	3.4816	5.3135					5.5831	8.5951	8.2601	2.7919	7.0666	5.2240	4.5748	5.2411	6.3958
	S	109.276	100.601					103.193	72.108	117.212	137.248	99.090	73.481	74.668	97.308	86.776
6	T	3.4532	5.2591	5.4981	4.7871	4.5932	7.2730	4.6638	8.2023	8.1708	2.7807	6.9391	5.1355	4.4677	5.1947	6.3107
	S	110.174	101.642	75.150	93.290	112.221	110.152	123.534	75.561	118.493	137.800	100.910	74.747	76.458	98.177	87.946
7	T	3.4394	5.1722	5.4606	4.7738	4.5689	7.1261	4.6635	8.1642	8.2035	2.7885	6.8912	5.1142	4.4390	5.1792	6.2795
	S	110.617	103.350	75.666	93.550	112.818	112.423	123.542	75.913	118.021	137.415	101.612	75.058	76.952	98.471	88.383
8	T	3.4412	5.1891	5.4652	4.7807	4.5480	7.1379	4.6774	8.0974	8.1573	2.7716	6.9023	5.1176	4.3771	5.1494	6.2717
	S	110.559	103.013	75.602	93.415	113.337	112.237	123.174	76.540	118.689	138.253	101.448	75.009	78.040	99.041	88.493
9	T	3.4512	5.1718	5.4646	4.8172	4.5529	7.1190	4.6538	8.1148	8.1879	2.7766	6.9440	5.1061	4.4194	5.2026	6.4086
	S	110.238	103.358	75.611	92.708	113.215	112.535	123.799	76.376	118.245	138.004	100.839	75.177	77.294	98.028	86.602
10	T	3.4533	5.1107	5.4898	4.7390	4.5386	7.1804	4.6800	8.2138	8.2065	2.7810	6.8966	5.1175	4.4157	5.1966	6.3371
	S	110.171	104.593	75.264	94.237	113.571	111.573	123.106	75.455	117.977	137.786	101.532	75.010	77.358	98.141	87.579
11	T	3.4579	5.1426	5.5275	4.7657	4.5413	7.1853	4.6617	8.1679	8.1942	2.7799	6.8323	5.1429	4.4300	5.1541	6.4182
	S	110.025	103.945	74.750	93.709	113.504	111.497	123.589	75.879	118.155	137.840	102.488	74.640	77.109	98.950	86.473
12	T	3.4585	5.6213	5.8502	4.8802	4.6049	7.3211	4.7031	8.3212	8.2389	2.7984	7.0422	5.1893	4.5303	5.2385	6.4348
	S	110.006	95.093	70.627	91.511	111.936	109.428	122.501	74.481	117.513	136.929	99.433	73.972	75.401	97.356	86.250
13	T	4.0129	7.3264													
	S	94.808	72.962													

**Event:** Cooper Tires USF2000 GP of Mid-Ohio  
**Track:** Mid-Ohio Sports Car Course  
**Report:** Section Data Report  
**Session:** Qualifications - Race 1

**Round 10 / 11**  
**2.258 mile(s)**  
**USF2000 Championship**  
**July 26, 2019**



**Section Data for Car 2 - Keane, Darren**

Lap	T/Slap	PI to PO	PO to SF	SF to PI
1	T	86.6765	88.2263	
	S	93.783	86.299	
2	T	84.7851		
	S	95.875		
3	T	84.1359		
	S	96.615		
4	T	84.7103		81.6683
	S	95.960		94.072
5	T	214.9437	135.0343	82.7809
	S	37.818	6.650	91.976
6	T	82.7290		
	S	98.258		
7	T	82.2638		
	S	98.814		
8	T	82.0839		
	S	99.030		
9	T	82.3905		
	S	98.662		
10	T	82.3566		
	S	98.702		
11	T	82.4015		
	S	98.649		
12	T	84.2329		84.2689
	S	96.504		91.169
13	T			
	S			

**Event:** Cooper Tires USF2000 GP of Mid-Ohio  
**Track:** Mid-Ohio Sports Car Course  
**Report:** Section Data Report  
**Session:** Qualifications - Race 1

**Round 10 / 11**  
**2.258 mile(s)**  
**USF2000 Championship**  
**July 26, 2019**



**Section Data for Car 21 - Sundaramoorthy, Yuven (R)**

Lap	T/S	I6 to I7A	I7A to I7	I7 to I8	I8 to SF	SF to I1	I1 to I2A	I2A to I2	I2 to I3A	I3A to I3	I3 to I4	I4 to I5A	I5A to I5B	I5B to I5	I5 to I6A	I6A to I6
1	T	3.5362	5.5601	5.5396	4.8955	4.6434	7.4347	4.7680	8.4335	8.3478	2.8285	7.1566	5.1843	4.3294	5.1874	6.3502
	S	107.589	96.140	74.587	91.225	111.008	107.756	120.834	73.489	115.980	135.472	97.844	74.043	78.900	98.315	87.399
2	T	3.5104	5.1936	5.3852	4.8074	4.5644	7.1857	4.7061	8.3113	8.2950	2.8135	6.9317	5.1025	4.3008	5.1903	6.3263
	S	108.379	102.924	76.725	92.897	112.929	111.490	122.423	74.570	116.719	136.194	101.018	75.231	79.425	98.260	87.729
3	T	3.4883	5.2206	5.3934	4.7942	4.5715	7.0442	4.6434	8.1869	8.2462	2.7978	6.7996	5.1136	4.3737	5.2027	6.3176
	S	109.066	102.392	76.609	93.152	112.754	113.730	124.076	75.703	117.409	136.958	102.981	75.067	78.101	98.026	87.850
4	T	3.4881	5.1401	5.4614	4.7100	4.5320	7.0752	4.6400	8.1725	8.2297	2.8006	6.8314	5.0609	4.3401	5.1769	6.3376
	S	109.072	103.995	75.655	94.818	113.737	113.232	124.167	75.836	117.645	136.821	102.501	75.849	78.706	98.515	87.573
5	T	3.4700	5.1222	5.4042	4.8513	4.5791	7.2010	4.6716	8.2761	8.2579	2.8079	6.8108	5.1251	4.3481	5.1800	6.4085
	S	109.641	104.359	76.456	92.056	112.567	111.253	123.327	74.887	117.243	136.466	102.811	74.899	78.561	98.456	86.604
6	T	3.4952	5.1666	5.2738	4.8247	4.5410	6.9939	4.6273	8.1561	8.1982	2.7889	6.8328	5.0603	4.3124	5.1440	6.3529
	S	108.851	103.462	78.346	92.563	113.511	114.548	124.508	75.989	118.097	137.395	102.480	75.858	79.211	99.145	87.362
7	T	3.5126	5.0841	5.3570	4.7626	4.5202	7.0157	4.6273	8.1789	8.2164	2.7974	6.8636	5.1340	4.3171	5.1242	6.3615
	S	108.311	105.141	77.129	93.770	114.034	114.192	124.508	75.777	117.835	136.978	102.020	74.769	79.125	99.528	87.244
8	T	3.5158	5.1621	5.4223	4.7482	4.5302	7.0331	4.6368	8.2140	8.2376	2.7927	6.7678	5.0811	4.3190	5.1818	6.3743
	S	108.213	103.552	76.200	94.055	113.782	113.909	124.253	75.453	117.532	137.208	103.465	75.547	79.090	98.421	87.068
9	T	3.4977	5.1466	5.3887	4.8363	4.5407	7.0843	4.6542	8.1876	8.1992	2.7922	7.0184	5.1981	4.3575	5.1894	6.4097
	S	108.773	103.864	76.676	92.341	113.519	113.086	123.788	75.697	118.082	137.233	99.770	73.847	78.391	98.277	86.588
10	T	3.5103	6.2273													
	S	108.382	85.839													

**Event:** Cooper Tires USF2000 GP of Mid-Ohio  
**Track:** Mid-Ohio Sports Car Course  
**Report:** Section Data Report  
**Session:** Qualifications - Race 1

**Round 10 / 11**  
**2.258 mile(s)**  
**USF2000 Championship**  
**July 26, 2019**



**Section Data for Car 21 - Sundaramoorthy, Yuven (R)**

Lap	T/SLap	PO to SF	SF to PI
1	T	84.1952	86.0449
	S	96.547	88.487
2	T	82.6242	
	S	98.383	
3	T	82.1937	
	S	98.898	
4	T	81.9965	
	S	99.136	
5	T	82.5138	
	S	98.514	
6	T	81.7681	
	S	99.413	
7	T	81.8726	
	S	99.286	
8	T	82.0168	
	S	99.111	
9	T	82.5006	81.4124
	S	98.530	94.368
10	T		
	S		



**Event:** Cooper Tires USF2000 GP of Mid-Ohio  
**Track:** Mid-Ohio Sports Car Course  
**Report:** Section Data Report  
**Session:** Qualifications - Race 1

**Round 10 / 11**  
**2.258 mile(s)**  
**USF2000 Championship**  
**July 26, 2019**



**Section Data for Car 22 - McElrea, Hunter (R)**

Lap	T/S	I6 to I7A	I7A to I7	I7 to I8	I8 to SF	SF to I1	I1 to I2A	I2A to I2	I2 to I3A	I3A to I3	I3 to I4	I4 to I5A	I5A to I5B	I5B to I5	I5 to I6A	I6A to I6
1	T	3.5313	5.4910	5.6525	4.7866	4.5927	7.3342	4.7867	8.4063	8.3336	2.8257	7.1448	5.2676	4.9654	5.8458	6.5379
	S	107.738	97.349	73.097	93.300	112.233	109.233	120.362	73.727	116.178	135.606	98.005	72.873	68.794	87.242	84.890
2	T	3.4736	5.4183	6.4546	5.1512	4.9813	8.0366	4.9874	8.4541	8.6563	3.2471	7.8633	5.1563	4.4189	5.1626	6.3635
	S	109.527	98.656	64.014	86.696	103.478	99.686	115.518	73.310	111.847	118.007	89.050	74.446	77.302	98.787	87.216
3	T	3.4596	5.2415	5.5221	4.7337	4.5395	7.2188	4.7496	8.2631	8.2602	2.8069	6.9740	5.0950	4.4454	5.1422	6.3353
	S	109.971	101.983	74.823	94.343	113.549	110.979	121.302	75.005	117.210	136.514	100.405	75.341	76.841	99.179	87.604
4	T	3.4554	5.1835	5.4613	4.7383	4.5379	7.0899	4.6852	8.2295	8.2354	2.7956	6.8531	5.0722	4.3188	5.1304	6.4068
	S	110.104	103.124	75.656	94.251	113.589	112.997	122.969	75.311	117.563	137.066	102.177	75.680	79.094	99.407	86.627
5	T	3.5037	5.1115	5.4191	4.7294	4.5261	7.0329	4.6632	8.1803	8.2147	2.7968	6.8988	5.0373	4.3104	5.1201	6.2901
	S	108.587	104.577	76.245	94.429	113.885	113.913	123.550	75.764	117.860	137.007	101.500	76.204	79.248	99.607	88.234
6	T	3.4600	5.0887	5.4003	4.7171	4.5168	7.0884	4.6499	8.1686	8.1681	2.7766	6.9728	5.0277	4.3769	5.1436	6.3158
	S	109.958	105.046	76.511	94.675	114.119	113.021	123.903	75.873	118.532	138.004	100.423	76.350	78.044	99.152	87.875
7	T	3.4738	5.0947	5.4082	4.7359	4.5083	7.0122	4.6670	8.1316	8.2295	2.8059	6.9124	5.0627	4.3577	5.1116	6.2340
	S	109.521	104.922	76.399	94.299	114.335	114.249	123.449	76.218	117.648	136.563	101.300	75.822	78.388	99.773	89.028
8	T	3.4715	5.1086	5.4227	4.7135	4.5090	7.0128	4.6551	8.1020	8.2066	2.7942	6.8592	5.0125	4.2885	5.1168	6.2396
	S	109.594	104.636	76.195	94.747	114.317	114.239	123.765	76.496	117.976	137.135	102.086	76.581	79.653	99.672	88.948
9	T	3.4698	5.0606	5.4070	4.7267	4.5060	7.0070	4.6503	8.1258	8.2180	2.7947	6.8644	5.0455	5.6607	6.8499	6.4508
	S	109.647	105.629	76.416	94.483	114.393	114.334	123.892	76.272	117.812	137.110	102.009	76.080	60.344	74.454	86.036
10	T	3.4614	5.0676	5.3987	4.7184	4.5017	6.9557	4.6344	8.1712	8.1746	2.7809			6.7624	5.6468	6.4014
	S	109.913	105.483	76.534	94.649	114.502	115.177	124.317	75.848	118.438	137.791			50.513	90.317	86.700
11	T	3.4799	5.1747	5.4487	4.7018	4.4908	7.0784	4.7228	8.5960	8.3163	2.7948	6.9731	5.0956	4.4337	5.1187	6.8231
	S	109.329	103.300	75.831	94.983	114.780	113.180	121.990	72.100	116.420	137.105	100.418	75.332	77.044	99.635	81.341
12	T	4.5501	6.0603	5.5828	4.7048	4.4879	7.1506	4.6780	8.2619	8.1884	2.7921	7.0425	5.1158	4.5427	5.2018	6.4896
	S	83.615	88.204	74.010	94.922	114.854	112.038	123.159	75.016	118.238	137.238	99.429	75.035	75.196	98.043	85.521
13	T	3.4674	6.2250													
	S	109.723	85.871													

Event: Cooper Tires USF2000 GP of Mid-Ohio

Round 10 / 11

Track: Mid-Ohio Sports Car Course

2.258 mile(s)

Report: Section Data Report

USF2000 Championship

Session: Qualifications - Race 1

July 26, 2019



Section Data for Car 22 - McElrea, Hunter (R)

Lap	T/SLap	PO to SF	SF to PI
1	T	85.5021	88.6856
	S	95.071	85.852
2	T	87.8251	
	S	92.557	
3	T	82.7869	
	S	98.189	
4	T	82.1933	
	S	98.899	
5	T	81.8344	
	S	99.332	
6	T	81.8713	
	S	99.288	
7	T	81.7455	
	S	99.440	
8	T	81.5126	
	S	99.724	
9	T	84.8372	
	S	95.816	
10	T	87.3917	
	S	93.016	
11	T	83.2484	
	S	97.645	
12	T	84.8493	82.8478
	S	95.803	92.733
13	T		
	S		

**Event:** Cooper Tires USF2000 GP of Mid-Ohio  
**Track:** Mid-Ohio Sports Car Course  
**Report:** Section Data Report  
**Session:** Qualifications - Race 1

**Round 10 / 11**  
**2.258 mile(s)**  
**USF2000 Championship**  
**July 26, 2019**



**Section Data for Car 23 - Kaminsky, Colin**

Lap	T/S	I6 to I7A	I7A to I7	I7 to I8	I8 to SF	SF to I1	I1 to I2A	I2A to I2	I2 to I3A	I3A to I3	I3 to I4	I4 to I5A	I5A to I5B	I5B to I5	I5 to I6A	I6A to I6
1	T	3.5381	5.4988	5.6935	4.8572	4.6173	7.2749	4.7210	8.3869	8.2990	2.8169	7.1223	5.3271	4.8560	6.6350	6.6562
	S	107.531	97.211	72.571	91.944	111.635	110.123	122.037	73.898	116.662	136.030	98.315	72.059	70.344	76.865	83.381
2	T	3.4853	5.3518	5.6724	4.7985	5.1294	8.0888	4.9272	8.5005	8.7177	3.2603	7.7746	5.2705	4.4615	5.2498	6.4314
	S	109.160	99.881	72.841	93.069	100.490	99.043	116.930	72.910	111.059	117.530	90.066	72.832	76.564	97.147	86.295
3	T	3.4579	5.2256	5.4810	4.8056	4.5560	7.1962	4.6981	8.3754	8.2522	2.7931	6.9252	5.1666	4.3775	5.1932	6.3905
	S	110.025	102.294	75.384	92.931	113.138	111.328	122.632	73.999	117.324	137.189	101.113	74.297	78.033	98.205	86.848
4	T	3.4542	5.2054	5.4684	4.7719	4.5441	7.1118	4.6611	8.3265	8.2294	2.7889	6.9079	5.1373	4.3596	5.1960	6.3584
	S	110.143	102.691	75.558	93.588	113.434	112.649	123.605	74.434	117.649	137.395	101.366	74.721	78.354	98.152	87.286
5	T	3.4627	5.1491	5.4327	4.7902	4.5522	7.0790	4.6382	8.2550	8.2079	2.7901	6.8722	5.1310	4.2933	5.1642	6.3076
	S	109.872	103.813	76.055	93.230	113.232	113.171	124.216	75.078	117.957	137.336	101.893	74.813	79.564	98.757	87.989
6	T	3.4464	5.1210	5.3912	4.7604	4.5440	7.0492	4.6214	8.1626	8.1650	2.7759	6.8601	5.1309	4.3358	5.1478	6.3475
	S	110.392	104.383	76.640	93.814	113.436	113.649	124.667	75.928	118.577	138.039	102.072	74.814	78.784	99.071	87.436
7	T	3.4535	5.1567	5.5215	4.7280	4.5214	7.2794	5.9452	9.9208	9.5770	2.9069	7.0819	5.1864	4.4079	5.7260	6.4943
	S	110.165	103.660	74.831	94.457	114.003	110.055	96.908	62.472	101.094	131.818	98.876	74.014	77.495	89.067	85.460
8	T	3.4887	5.1688	5.4206	4.7414	4.5230	7.0490	4.6371	8.1543	8.1828	2.7789	6.8484	5.1235	4.2786	5.1405	6.2986
	S	109.053	103.418	76.224	94.190	113.963	113.652	124.245	76.006	118.319	137.890	102.247	74.922	79.837	99.212	88.115
9	T	3.4519	5.0972	5.4094	4.7396	4.5208	7.0966	4.6493	8.2288	8.1963	2.7855	6.8345	5.2030	4.3164	5.1734	6.3527
	S	110.216	104.870	76.382	94.225	114.018	112.890	123.919	75.318	118.124	137.563	102.455	73.777	79.138	98.581	87.364
10	T	3.4679	5.1544	5.3939	4.7668	4.5428	7.1815	4.6575	8.2202	8.1931	2.7839	6.8879	5.1362	4.3878	5.3299	6.4246
	S	109.707	103.707	76.602	93.688	113.466	111.556	123.701	75.396	118.170	137.642	101.660	74.737	77.850	95.687	86.387
11	T	3.4608	5.2663	5.5211	4.7489	4.5121	7.1931	4.6471	8.2407	8.1372	2.7518	7.1262	5.2115	4.4541	5.2186	6.3877
	S	109.933	101.503	74.837	94.041	114.238	111.376	123.978	75.209	118.982	139.248	98.261	73.657	76.691	97.727	86.886
12	T	3.4731	5.1509	5.4474	4.7167	4.4882	7.1019	4.6377	8.2704	8.2162	2.7895	6.8260	5.2130	4.3310	5.1670	6.3399
	S	109.543	103.777	75.849	94.683	114.847	112.806	124.229	74.939	117.838	137.366	102.582	73.636	78.871	98.703	87.541
13	T	3.5715	6.2668													
	S	106.525	85.298													

Event: Cooper Tires USF2000 GP of Mid-Ohio

Round 10 / 11

Track: Mid-Ohio Sports Car Course

2.258 mile(s)

Report: Section Data Report

USF2000 Championship

Session: Qualifications - Race 1

July 26, 2019



Section Data for Car 23 - Kaminsky, Colin

Lap	T/SLap	PO to SF	SF to PI
1	T	86.3002	88.8109
	S	94.192	85.731
2	T	87.1197	
	S	93.306	
3	T	82.8941	
	S	98.062	
4	T	82.5209	
	S	98.506	
5	T	82.1254	
	S	98.980	
6	T	81.8592	
	S	99.302	
7	T	87.9069	
	S	92.471	
8	T	81.8342	
	S	99.333	
9	T	82.0554	
	S	99.065	
10	T	82.5284	
	S	98.497	
11	T	82.8772	
	S	98.082	
12	T	82.1689	80.9907
	S	98.928	94.859
13	T		
	S		

**Event:** Cooper Tires USF2000 GP of Mid-Ohio  
**Track:** Mid-Ohio Sports Car Course  
**Report:** Section Data Report  
**Session:** Qualifications - Race 1

**Round 10 / 11**  
**2.258 mile(s)**  
**USF2000 Championship**  
**July 26, 2019**



**Section Data for Car 24 - Tomaselli, Bruna**

Lap	T/S	I6 to I7A	I7A to I7	I7 to I8	I8 to SF	SF to I1	I1 to I2A	I2A to I2	I2 to I3A	I3A to I3	I3 to I4	I4 to I5A	I5A to I5B	I5B to I5	I5 to I6A	I6A to I6
1	T	3.5170	5.4580	5.4882	4.7895	4.6012	7.3103	4.7480	8.3059	8.2573	2.8074	7.0585	5.1781	4.3550	5.1478	6.4335
	S	108.176	97.938	75.285	93.244	112.026	109.590	121.343	74.618	117.252	136.490	99.203	74.132	78.436	99.071	86.267
2	T	3.4809	5.3231	5.4009	4.7427	4.5568	7.3348	4.7653	8.2607	8.2566	2.8066	7.0043	5.0871	4.3387	5.1443	6.4204
	S	109.298	100.420	76.502	94.164	113.118	109.224	120.902	75.027	117.262	136.529	99.971	75.458	78.731	99.139	86.443
3	T	3.4745	5.2163	5.4367	4.7553	4.5658	7.1717	4.6873	8.2945	8.2390	2.7972	6.9735	5.0551	4.2906	5.1180	6.4084
	S	109.499	102.476	75.999	93.914	112.895	111.708	122.914	74.721	117.512	136.988	100.413	75.936	79.614	99.648	86.605
4	T	3.4889	5.1820	5.3200	4.7339	4.5375	7.1102	4.6394	8.1223	8.1888	2.7902	6.9253	5.0031	4.2817	5.1254	6.3840
	S	109.047	103.154	77.666	94.339	113.599	112.674	124.183	76.305	118.232	137.331	101.111	76.725	79.779	99.504	86.936
5	T	3.4680	5.1219	5.3377	4.7723	4.5402	7.0322	4.6234	8.1059	8.1865	2.7955	6.9062	5.0558	4.3040	5.0989	6.4241
	S	109.704	104.365	77.408	93.580	113.531	113.924	124.613	76.459	118.266	137.071	101.391	75.925	79.366	100.022	86.393
6	T	3.4752	5.1033	5.2857	4.7883	4.5312	7.1751	4.6895	8.1889	8.2078	2.7945	6.9616	5.0256	4.2994	5.1068	6.4408
	S	109.477	104.745	78.170	93.267	113.757	111.655	122.857	75.684	117.959	137.120	100.584	76.382	79.451	99.867	86.169
7	T	3.4890	5.2266	5.3721	4.7583	4.5247	7.0827	4.6451	8.1798	8.2122	2.7893	6.9192	5.0964	4.2963	5.1718	6.3662
	S	109.044	102.274	76.913	93.855	113.920	113.112	124.031	75.769	117.896	137.376	101.201	75.321	79.508	98.612	87.179
8	T	3.4588	5.1239	5.3263	4.7780	4.5324	7.0811	4.6442	8.1926	8.2003	2.7868	6.9090	5.0360	4.3099	5.1490	6.4551
	S	109.996	104.324	77.574	93.468	113.727	113.137	124.055	75.650	118.067	137.499	101.350	76.224	79.257	99.048	85.979
9	T	3.5013	5.1454	5.4011	4.7757	4.5195	7.1664	4.6703	8.1837	8.1755	2.7857	6.9745	5.0882	4.3162	5.1558	6.3884
	S	108.661	103.888	76.500	93.513	114.051	111.791	123.362	75.733	118.425	137.553	100.398	75.442	79.142	98.918	86.876
10	T	3.4782	5.1982													
	S	109.383	102.833													

Event: Cooper Tires USF2000 GP of Mid-Ohio

Round 10 / 11

Track: Mid-Ohio Sports Car Course

2.258 mile(s)

Report: Section Data Report

USF2000 Championship

Session: Qualifications - Race 1

July 26, 2019



Section Data for Car 24 - Tomaselli, Bruna

Lap	T/SLap	PO to SF	SF to PI
1	T	83.4557	83.6140
	S	97.403	91.060
2	T	82.9232	
	S	98.028	
3	T	82.4839	
	S	98.550	
4	T	81.8327	
	S	99.334	
5	T	81.7726	
	S	99.407	
6	T	82.0737	
	S	99.043	
7	T	82.1297	
	S	98.975	
8	T	81.9834	
	S	99.152	
9	T	82.2477	79.5209
	S	98.833	96.613
10	T		
	S		

Event: Cooper Tires USF2000 GP of Mid-Ohio  
Track: Mid-Ohio Sports Car Course  
Report: Section Data Report  
Session: Qualifications - Race 1

Round 10 / 11  
2.258 mile(s)  
USF2000 Championship  
July 26, 2019



Section Data for Car 27 - Round-Garrido, Matt (R)

Lap	T/S	I6 to I7A	I7A to I7	I7 to I8	I8 to SF	SF to I1	I1 to I2A	I2A to I2	I2 to I3A	I3A to I3	I3 to I4	I4 to I5A	I5A to I5B	I5B to I5	I5 to I6A	I6A to I6
1	T	5.2996	7.8289	6.4426	5.6393	4.8835	7.8439	5.7758	8.6266	8.5051	2.8930	7.8623	5.3444	4.5894	5.5161	6.6789
	S	71.789	68.278	64.133	79.193	105.550	102.135	99.750	71.844	113.835	132.451	89.061	71.825	74.430	92.457	83.098
2	T	3.4930	5.8020	5.7582	4.7912	4.5951	8.4756	5.8518	8.4337	8.2525	2.7892	6.9977	5.1459	4.3701	5.2579	6.3518
	S	108.919	92.131	71.755	93.211	112.175	94.523	98.455	73.488	117.320	137.381	100.065	74.596	78.165	96.997	87.377
3	T	3.8352	5.4851	5.8030	4.8734	4.6229	7.1167	4.7212	8.4405	8.2622	2.7982	7.0202	5.0674	4.2524	5.1738	6.2699
	S	99.201	97.454	71.201	91.638	111.500	112.571	122.032	73.428	117.182	136.939	99.745	75.752	80.329	98.574	88.518
4	T	3.4668	5.0910	5.4949	4.7613	4.5536	7.0809	4.6767	8.2549	8.2545	2.7967	6.8628	5.0186	4.2848	5.2517	6.3224
	S	109.742	104.998	75.194	93.796	113.197	113.140	123.193	75.079	117.291	137.012	102.032	76.488	79.722	97.111	87.783
5	T	3.4664	5.1488	5.4897	4.7574	4.5258	7.1338	4.7286	8.3787	8.2900	2.8177	6.9287	5.0871	4.2930	5.2233	6.2756
	S	109.755	103.819	75.265	93.873	113.892	112.301	121.841	73.970	116.789	135.991	101.062	75.458	79.569	97.639	88.438
6	T	3.4870	5.0918	5.4076	4.8349	4.5718	7.9799	5.3125	8.3412	8.2252	2.7881	6.9663	5.0880			6.8191
	S	109.107	104.982	76.408	92.368	112.747	100.394	108.449	74.303	117.709	137.435	100.516	75.445			81.389
7	T	3.5172	5.3734	5.5081	4.7575	4.5388	7.1154	4.6599	8.1910	8.2530	2.7900	6.8694	4.9977	4.3111	5.1945	6.2888
	S	108.170	99.480	75.013	93.871	113.566	112.592	123.637	75.665	117.313	137.341	101.934	76.808	79.235	98.181	88.252
8	T	3.4648	5.1068	5.4040	4.7461	4.5269	7.0213	4.6496	8.2342	8.2264	2.7899	6.8534	5.0327	4.3358	5.2130	6.2959
	S	109.806	104.673	76.459	94.096	113.865	114.101	123.911	75.268	117.692	137.346	102.172	76.274	78.784	97.832	88.153
9	T	3.4806	5.1375	5.4714	4.7632	4.5244	7.1009	4.6493	8.1950	8.2315	2.7822	6.9301	5.0584	4.2919	5.2000	6.3814
	S	109.307	104.048	75.517	93.759	113.928	112.822	123.919	75.628	117.619	137.726	101.041	75.886	79.590	98.077	86.972
10	T	3.4890	5.1464	5.4544	4.7453	4.5022	7.0515	4.6197	8.3680	8.1893	2.7706	7.0399	5.0456	4.4172	5.6293	6.3467
	S	109.044	103.868	75.752	94.112	114.489	113.612	124.713	74.065	118.225	138.303	99.466	76.079	77.332	90.597	87.447
11	T	3.4751	5.2495	5.5204	4.7469	4.5031	7.0706	4.6534	8.2878	8.2613	2.7994	6.9059	5.0878	4.3284	5.1794	6.2607
	S	109.480	101.828	74.846	94.081	114.467	113.305	123.810	74.781	117.195	136.880	101.396	75.448	78.919	98.467	88.648
12	T	3.4956	6.5889													
	S	108.838	81.128													

Event: Cooper Tires USF2000 GP of Mid-Ohio

Round 10 / 11

Track: Mid-Ohio Sports Car Course

2.258 mile(s)

Report: Section Data Report

USF2000 Championship

Session: Qualifications - Race 1

July 26, 2019



Section Data for Car 27 - Round-Garrido, Matt (R)

Lap	T/SLap	PO to SF	SF to PI
1	T	93.7294	109.0249
	S	86.726	69.836
2	T	86.3657	
	S	94.121	
3	T	83.7421	
	S	97.069	
4	T	82.1716	
	S	98.925	
5	T	82.5446	
	S	98.478	
6	T	91.6709	
	S	88.674	
7	T	82.3658	
	S	98.691	
8	T	81.9008	
	S	99.252	
9	T	82.1978	
	S	98.893	
10	T	82.8151	
	S	98.156	
11	T	82.3297	81.9842
	S	98.735	93.710
12	T		
	S		



**Event:** Cooper Tires USF2000 GP of Mid-Ohio  
**Track:** Mid-Ohio Sports Car Course  
**Report:** Section Data Report  
**Session:** Qualifications - Race 1

**Round 10 / 11**  
**2.258 mile(s)**  
**USF2000 Championship**  
**July 26, 2019**



**Section Data for Car 3 - Gold, Reece (R)**

Lap	T/S	I6 to I7A	I7A to I7	I7 to I8	I8 to SF	SF to I1	I1 to I2A	I2A to I2	I2 to I3A	I3A to I3	I3 to I4	I4 to I5A	I5A to I5B	I5B to I5	I5 to I6A	I6A to I6
1	T	3.5770	5.8437	5.9670	4.9458	4.6891	7.6198	4.9964	8.6510	8.3327	2.8228	7.5328	5.3590	4.9829	5.5345	6.6455
	S	106.361	91.474	69.244	90.297	109.926	105.139	115.310	71.642	116.191	135.745	92.957	71.630	68.553	92.149	83.515
2	T	3.5209	5.6388	5.6637	4.9097	4.6502	7.4082	4.7958	8.3713	8.2874	2.8081	7.1889	5.2733	4.5598	5.2989	6.5598
	S	108.056	94.798	72.953	90.961	110.846	108.142	120.134	74.035	116.826	136.456	97.404	72.794	74.914	96.246	84.606
3	T	3.5103	5.5271	5.5921	4.8377	4.6308	7.3272	4.7218	8.3318	8.3307	2.8253	7.3404	5.3395	4.5374	5.2578	6.4121
	S	108.382	96.714	73.887	92.315	111.310	109.337	122.016	74.386	116.219	135.625	95.394	71.891	75.283	96.999	86.555
4	T	3.4907	5.3961	5.4874	4.8190	4.6088	7.3208	4.7303	8.2489	8.2855	2.8045	7.1285	5.2255	4.4541	5.2685	6.3853
	S	108.991	99.061	75.296	92.673	111.841	109.433	121.797	75.134	116.853	136.631	98.229	73.460	76.691	96.802	86.918
5	T	3.4755	5.6017	5.8193	4.7815	4.6042	7.5292	4.7930	8.3772	8.3133	2.8125	7.0410	5.1938	4.4210	5.2358	6.3132
	S	109.468	95.426	71.002	93.400	111.953	106.404	120.204	73.983	116.462	136.242	99.450	73.908	77.266	97.406	87.911
6	T	3.4802	5.3938	5.3934	4.7957	4.5962	7.3392	4.7346	8.2189	8.2815	2.8081	6.9448	5.2008	4.3967	5.2082	6.3740
	S	109.320	99.104	76.609	93.123	112.148	109.159	121.686	75.408	116.909	136.456	100.828	73.809	77.693	97.923	87.072
7	T	3.4861	5.3852	5.4292	4.8004	4.5992	7.2643	4.7264	8.2210	8.3013	2.8144	7.0054	5.1892	4.3279	5.2105	6.3404
	S	109.135	99.262	76.104	93.032	112.075	110.284	121.898	75.389	116.630	136.150	99.955	73.974	78.928	97.879	87.534
8	T	3.4652	5.3300	5.3726	4.7990	4.6035	7.5276	5.7977	8.9970	8.9769	2.8910	7.2633	5.1201	4.3905	5.1927	6.3340
	S	109.793	100.290	76.905	93.059	111.970	106.427	99.373	68.887	107.853	132.543	96.406	74.972	77.802	98.215	87.622
9	T	3.4693	5.3193	5.4530	4.7847	4.5788	7.1786	4.7026	8.2116	8.2271	2.7909	6.8889	5.1050	4.4470	5.2057	6.3043
	S	109.663	100.492	75.771	93.337	112.574	111.601	122.514	75.475	117.682	137.297	101.646	75.194	76.814	97.970	88.035
10	T	3.4770	5.2559	5.4854	4.7299	4.5568	7.2868	4.6897	8.3204	8.2933	2.8015	6.9003	5.1251	4.3859	5.2487	6.3685
	S	109.420	101.704	75.324	94.419	113.118	109.944	122.851	74.488	116.743	136.777	101.478	74.899	77.884	97.167	87.148
11	T	3.4736	5.3512	5.4492	4.7569	4.5742	7.2776	4.7021	8.1749	8.2499	2.8036	6.8727	5.0913	4.3968	5.2108	6.3455
	S	109.527	99.893	75.824	93.883	112.687	110.082	122.527	75.814	117.357	136.675	101.885	75.396	77.691	97.874	87.464
12	T	3.4684	5.3006	5.3504	4.8312	4.5866	7.2468	4.6839	8.1601	8.2366	2.7926	7.3456	5.4572	4.5716	5.2303	6.4140
	S	109.692	100.846	77.224	92.439	112.383	110.550	123.004	75.952	117.546	137.213	95.326	70.341	74.720	97.509	86.529
13	T	3.4872	5.4335	5.4489	4.8046	4.5860	7.4754	5.0555	8.6294	8.2548	2.7919	6.9195	5.1775	4.4303	5.1992	6.4784
	S	109.100	98.380	75.828	92.951	112.397	107.170	113.962	71.821	117.287	137.248	101.196	74.141	77.103	98.092	85.669
14	T	3.5260	5.3434	5.4817	4.8242	4.5627	7.3084	4.7091	8.2795	8.2862	2.8178	6.8951	5.1753	4.3935	5.1676	6.3813
	S	107.900	100.038	75.375	92.573	112.971	109.619	122.345	74.856	116.843	135.986	101.554	74.172	77.749	98.692	86.973
15	T	3.4829	5.8877													
	S	109.235	90.790													

Event: Cooper Tires USF2000 GP of Mid-Ohio

Round 10 / 11

Track: Mid-Ohio Sports Car Course

2.258 mile(s)

Report: Section Data Report

USF2000 Championship

Session: Qualifications - Race 1

July 26, 2019



Section Data for Car 3 - Gold, Reece (R)

Lap	T/S Lap	PO to SF	SF to PI
1	T	87.5000	88.2529
	S	92.901	86.273
2	T	84.9348	
	S	95.706	
3	T	84.5220	
	S	96.174	
4	T	83.6539	
	S	97.172	
5	T	84.3122	
	S	96.413	
6	T	83.1661	
	S	97.742	
7	T	83.1009	
	S	97.818	
8	T	86.0611	
	S	94.454	
9	T	82.6668	
	S	98.332	
10	T	82.9252	
	S	98.026	
11	T	82.7303	
	S	98.257	
12	T	83.6759	
	S	97.146	
13	T	84.1721	
	S	96.574	
14	T	83.1518	80.6073
	S	97.759	95.311
15	T		
	S		

**Event:** Cooper Tires USF2000 GP of Mid-Ohio  
**Track:** Mid-Ohio Sports Car Course  
**Report:** Section Data Report  
**Session:** Qualifications - Race 1

**Round 10 / 11**  
**2.258 mile(s)**  
**USF2000 Championship**  
**July 26, 2019**



**Section Data for Car 36 - Siegel, Nolan (R)**

Lap	T/S	I6 to I7A	I7A to I7	I7 to I8	I8 to SF	SF to I1	I1 to I2A	I2A to I2	I2 to I3A	I3A to I3	I3 to I4	I4 to I5A	I5A to I5B	I5B to I5	I5 to I6A	I6A to I6
1	T	3.6113	5.6526	5.9124	4.9037	4.6813	7.4623	4.8001	8.4597	8.3080	2.8243	7.1555	5.2835	4.8552	5.3926	6.6545
	S	105.351	94.566	69.884	91.072	110.109	107.358	120.026	73.262	116.536	135.673	97.859	72.653	70.356	94.574	83.402
2	T	3.5418	5.5414	5.6912	4.8451	4.6171	7.2650	4.7181	8.5605	8.3461	2.8187	7.1904	5.2829	4.5826	5.3918	6.6465
	S	107.418	96.464	72.600	92.174	111.640	110.273	122.112	72.399	116.004	135.943	97.384	72.662	74.541	94.588	83.503
3	T	3.5305	5.7931	5.7915	4.8741	4.6446	7.3973	4.7553	8.3843	8.3584	2.8426	7.0969	5.3377	4.5498	5.2404	6.4378
	S	107.762	92.273	71.343	91.625	110.979	108.301	121.157	73.921	115.833	134.800	98.667	71.916	75.078	97.321	86.210
4	T	3.4785	5.3405	5.6946	4.8536	4.6384	7.3640	4.7504	8.4066	8.3230	2.8274	7.0679	5.2337	4.5085	5.2416	6.4919
	S	109.373	100.093	72.557	92.012	111.128	108.791	121.282	73.725	116.326	135.524	99.071	73.345	75.766	97.299	85.491
5	T	3.4849	5.3360	5.5847	4.8263	4.6172	7.2003	4.7316	8.3096	8.3074	2.8158	6.9733	5.1738	4.4681	5.2002	6.3843
	S	109.172	100.177	73.985	92.533	111.638	111.264	121.764	74.585	116.545	136.083	100.415	74.194	76.451	98.073	86.932
6	T	3.4534	5.2556	5.5384	4.8014	4.5991	7.1071	4.6648	8.3306	8.3187	2.8163	6.9858	5.1577	4.4547	5.1949	6.4150
	S	110.168	101.710	74.603	93.013	112.077	112.723	123.507	74.397	116.386	136.059	100.236	74.425	76.681	98.173	86.516
7	T	3.4707	5.2362	5.4803	4.7817	4.6045	7.1640	4.6689	8.2289	8.2978	2.8194	6.8995	5.1304	4.4642	5.1941	6.3210
	S	109.619	102.087	75.394	93.396	111.946	111.828	123.399	75.317	116.679	135.909	101.490	74.821	76.518	98.188	87.803
8	T	3.4446	5.2194	5.5182	4.8473	4.6114	7.0969	4.6421	8.1156	8.2781	2.8169	6.9473	5.2033	4.4672	5.2011	6.4209
	S	110.450	102.415	74.876	92.132	111.778	112.885	124.111	76.368	116.957	136.030	100.791	73.773	76.466	98.056	86.436
9	T	3.4696	5.1937	5.4407	4.7619	4.5685	7.1316	4.6485	8.1899	8.2415	2.8101	7.0192	5.1283	4.4778	5.2379	6.5714
	S	109.654	102.922	75.943	93.784	112.828	112.336	123.940	75.675	117.476	136.359	99.759	74.852	76.285	97.367	84.457
10	T	3.4859	5.3391	5.6021	4.7950	4.5690	7.0941	4.6065	8.2382	8.3188	2.8416	8.1706	5.2220	4.5361	5.2382	6.5065
	S	109.141	100.119	73.755	93.137	112.816	112.930	125.070	75.232	116.385	134.847	85.701	73.509	75.305	97.362	85.299
11	T	3.4894	5.2477	5.5460	4.7992	4.5847	7.1881	4.6641	8.1825	8.2584	2.8091	6.9904	5.1229	4.4984	5.2166	6.4049
	S	109.032	101.863	74.501	93.055	112.429	111.453	123.526	75.744	117.236	136.407	100.170	74.931	75.936	97.765	86.652
12	T	3.4630	5.2393	5.4844	4.7879	4.5679	7.1310	4.6390	8.2259	8.2486	2.7934	6.9340	5.1336	4.4621	5.1954	6.3132
	S	109.863	102.026	75.338	93.275	112.843	112.346	124.194	75.344	117.375	137.174	100.985	74.775	76.554	98.164	87.911
13	T	3.4701	5.1938	5.5863	4.8682	4.5655	7.1825	4.6451	8.1995	8.2430	2.7959	6.9659	5.1586	4.4595	5.1736	6.4033
	S	109.638	102.920	73.963	91.736	112.902	111.540	124.031	75.587	117.455	137.051	100.522	74.412	76.598	98.577	86.674
14	T	3.4811			7.5642	5.0105	8.0123	4.9014	8.9736	10.5769	3.1595	7.9132	5.5798	4.7674	5.3710	6.7865
	S	109.291			59.040	102.875	99.988	117.545	69.066	91.537	121.279	88.489	68.795	71.651	94.954	81.780
15	T	3.5712	6.0702													
	S	106.534	88.061													

Event: Cooper Tires USF2000 GP of Mid-Ohio

Round 10 / 11

Track: Mid-Ohio Sports Car Course

2.258 mile(s)

Report: Section Data Report

USF2000 Championship

Session: Qualifications - Race 1

July 26, 2019



Section Data for Car 36 - Siegel, Nolan (R)

Lap	T/S Lap	PO to SF	SF to PI
1	T	85.9570	90.0857
	S	94.568	84.518
2	T	85.0392	
	S	95.589	
3	T	85.0343	
	S	95.594	
4	T	84.2206	
	S	96.518	
5	T	83.4135	
	S	97.452	
6	T	83.0935	
	S	97.827	
7	T	82.7616	
	S	98.219	
8	T	82.8303	
	S	98.138	
9	T	82.8906	
	S	98.067	
10	T	84.5637	
	S	96.126	
11	T	83.0024	
	S	97.935	
12	T	82.6187	
	S	98.389	
13	T	82.9108	
	S	98.043	
14	T	100.0150	88.2717
	S	81.276	87.035
15	T		
	S		

Event: Cooper Tires USF2000 GP of Mid-Ohio  
 Track: Mid-Ohio Sports Car Course  
 Report: Section Data Report  
 Session: Qualifications - Race 1

Round 10 / 11  
 2.258 mile(s)  
 USF2000 Championship  
 July 26, 2019



Section Data for Car 4 - Crawford, Jak (R)

Lap	T/S	I6 to I7A	I7A to I7	I7 to I8	I8 to SF	SF to I1	I1 to I2A	I2A to I2	I2 to I3A	I3A to I3	I3 to I4	I4 to I5A	I5A to I5B	I5B to I5	I5 to I6A	I6A to I6
1	T	3.5621	5.9431	6.1588	5.0408	4.8870	7.9996	5.0480	8.9719	8.3857	2.8333	8.4328	5.6872	4.9599	5.7872	6.9985
	S	106.806	89.944	67.088	88.595	105.475	100.147	114.132	69.079	115.456	135.242	83.036	67.496	68.871	88.126	79.303
2	T	3.5701	5.7608	6.0861	5.0021	4.9038	7.9180	4.8928	8.7227	8.3196	2.8162	7.3304	5.4090	4.5725	5.2672	6.4250
	S	106.567	92.790	67.889	89.281	105.113	101.179	117.752	71.053	116.374	136.063	95.524	70.968	74.706	96.826	86.381
3	T	3.4785	5.2936	5.5460	4.8673	4.5935	7.3410	4.7511	8.3021	8.2451	2.8029	6.9659	5.1951	4.4529	5.1967	6.3336
	S	109.373	100.980	74.501	91.753	112.214	109.132	121.264	74.653	117.425	136.709	100.522	73.890	76.712	98.139	87.628
4	T	3.4572	5.2191	5.5087	4.8386	4.5786	7.2552	4.7274	8.1880	8.2509	2.7956	6.9011	5.0897	4.4104	5.1855	6.3034
	S	110.047	102.421	75.005	92.298	112.579	110.422	121.872	75.693	117.343	137.066	101.466	75.420	77.451	98.351	88.048
5	T	3.4607	5.2137	5.4652	4.7969	4.5650	7.1672	4.6869	8.2276	8.2334	2.7928	6.8658	5.1516	4.4267	5.1953	6.3288
	S	109.936	102.527	75.602	93.100	112.914	111.778	122.925	75.328	117.592	137.203	101.988	74.513	77.166	98.166	87.694
6	T	3.4598	5.1641	5.4545	4.7731	4.5491	7.1564	4.6688	8.1668	8.1850	2.7931	6.8192	5.0891	4.4178	5.1538	6.2685
	S	109.964	103.512	75.751	93.564	113.309	111.947	123.401	75.889	118.287	137.189	102.685	75.429	77.321	98.956	88.538
7	T	3.4555	5.1755	5.4106	4.7821	4.5536	7.1502	4.6876	8.1969	8.2159	2.8000	6.8486	5.1202	4.4001	5.2011	6.3418
	S	110.101	103.284	76.365	93.388	113.197	112.044	122.906	75.611	117.842	136.851	102.244	74.970	77.633	98.056	87.515
8	T	3.4828	5.1353	5.4533	4.8024	4.5488	7.0570	4.6599	8.1714	8.1979	2.7888	6.8151	5.0765	4.3478	5.1655	6.2759
	S	109.238	104.092	75.767	92.993	113.317	113.524	123.637	75.847	118.101	137.400	102.746	75.616	78.566	98.732	88.434
9	T	3.4581	5.1534					5.3818	9.9147	12.3061	3.1980	7.4074	5.2994	4.5217	5.2004	6.3819
	S	110.018	103.727					107.053	62.510	78.675	119.819	94.531	72.435	75.545	98.069	86.965
10	T	3.4521	5.2129	5.4232	4.7696	4.5373	7.1552	4.6939	8.1979	8.2338	2.7900	6.7996	5.1313	4.3820	5.1813	6.2467
	S	110.210	102.543	76.188	93.633	113.604	111.966	122.742	75.601	117.586	137.341	102.981	74.808	77.953	98.431	88.847
11	T	3.4707	5.1623	5.4571	4.7772	4.5327	7.1616	4.6861	8.2171	8.2141	2.7836	6.8293	5.2298	4.4052	5.1875	6.3998
	S	109.619	103.548	75.715	93.484	113.719	111.866	122.946	75.425	117.868	137.657	102.533	73.399	77.543	98.313	86.721
12	T	3.4597	5.2584	5.4567	4.7745	4.5144	7.1474	4.6638	8.2089	8.1828	2.7867	6.7999	5.1111	4.4090	5.2083	6.2677
	S	109.967	101.656	75.720	93.537	114.180	112.088	123.534	75.500	118.319	137.504	102.976	75.104	77.476	97.921	88.549
13	T	3.4448	6.0745													
	S	110.443	87.998													

**Event:** Cooper Tires USF2000 GP of Mid-Ohio  
**Track:** Mid-Ohio Sports Car Course  
**Report:** Section Data Report  
**Session:** Qualifications - Race 1

**Round 10 / 11**  
**2.258 mile(s)**  
**USF2000 Championship**  
**July 26, 2019**



**Section Data for Car 4 - Crawford, Jak (R)**

Lap	T/Slap	PI to PO	PO to SF	SF to PI
1	T	90.6959		90.8140
	S	89.627		83.840
2	T	86.9963		
	S	93.438		
3	T	83.3653		
	S	97.508		
4	T	82.7094		
	S	98.281		
5	T	82.5776		
	S	98.438		
6	T	82.1191		
	S	98.988		
7	T	82.3397		
	S	98.723		
8	T	81.9784		80.7066
	S	99.158		95.193
9	T	114.8591	27.6298	88.4851
	S	70.772	32.499	86.047
10	T	82.2068		
	S	98.882		
11	T	82.5141		
	S	98.514		
12	T	82.2493		82.3594
	S	98.831		93.283
13	T			
	S			

**Event:** Cooper Tires USF2000 GP of Mid-Ohio  
**Track:** Mid-Ohio Sports Car Course  
**Report:** Section Data Report  
**Session:** Qualifications - Race 1

**Round 10 / 11**  
**2.258 mile(s)**  
**USF2000 Championship**  
**July 26, 2019**



**Section Data for Car 40 - Miller, Jack William (R)**

Lap	T/S	I6 to I7A	I7A to I7	I7 to I8	I8 to SF	SF to I1	I1 to I2A	I2A to I2	I2 to I3A	I3A to I3	I3 to I4	I4 to I5A	I5A to I5B	I5B to I5	I5 to I6A	I6A to I6
1	T	3.5776	5.8698	5.8253	4.9471	4.6696	7.4592	4.8310	8.5399	8.3604	2.8374	7.2944	5.2860	4.5918	5.3686	6.5934
	S	106.344	91.067	70.929	90.273	110.385	107.402	119.258	72.574	115.806	135.047	95.995	72.619	74.392	94.997	84.175
2	T	3.5147	5.5471	5.6478	4.9010	4.6360	7.4097	4.7560	8.3161	8.2843	2.8212	7.2812	5.2305	4.6282	5.2713	6.5337
	S	108.247	96.365	73.158	91.122	111.185	108.120	121.139	74.527	116.869	135.822	96.169	73.389	73.806	96.750	84.944
3	T	3.4940	5.6310	5.5768	4.7963	4.6127	7.3595	4.7397	8.2982	8.3257	2.8289	7.2011	5.1828	4.4862	5.2594	6.4690
	S	108.888	94.929	74.089	93.112	111.747	108.857	121.555	74.688	116.288	135.453	97.239	74.065	76.143	96.969	85.794
4	T	3.4686	5.3278	5.5931	4.8565	4.6071	7.3683	4.7468	8.2289	8.2803	2.8170	7.1322	5.1363	4.3864	5.2238	6.5381
	S	109.685	100.331	73.873	91.957	111.883	108.727	121.374	75.317	116.926	136.025	98.178	74.735	77.875	97.630	84.887
5	T	3.4844	5.3052	5.5045	4.7881	4.5661	7.4023	4.7984	8.2967	8.2756	2.8132	7.0700	5.3145	4.4394	5.2037	6.4078
	S	109.188	100.759	75.063	93.271	112.887	108.228	120.068	74.701	116.992	136.209	99.042	72.229	76.945	98.007	86.613
6	T	3.4317	5.2726	5.4267	4.8190	4.5748	7.2100	4.7149	8.2433	8.2733	2.8056	7.0487	5.1008	4.4253	5.1875	6.3879
	S	110.865	101.382	76.139	92.673	112.673	111.115	122.195	75.185	117.025	136.577	99.341	75.256	77.190	98.313	86.883
7	T	3.4594	5.2569	5.4788	4.8414	4.5753	7.2462	4.7252	8.2130	8.2687	2.8119	6.9843	5.0948	4.3684	5.1742	6.3433
	S	109.977	101.685	75.415	92.244	112.660	110.560	121.928	75.462	117.090	136.271	100.257	75.344	78.196	98.566	87.494
8	T	3.4432	5.1581	5.4631	4.8051	4.5447	7.3446	4.7582	8.2389	8.2414	2.8006	7.0268	5.1090	4.3525	5.1595	6.3460
	S	110.494	103.632	75.631	92.941	113.419	109.078	121.083	75.225	117.478	136.821	99.651	75.135	78.482	98.847	87.457
9	T	3.4315	5.2004	5.4973	4.8401	4.5637	7.2833	4.6884	8.1777	8.2037	2.7742	7.0235	5.1494	4.4430	5.2194	6.5151
	S	110.871	102.789	75.161	92.269	112.947	109.996	122.885	75.788	118.018	138.123	99.698	74.545	76.883	97.712	85.187
10	T	3.5990	5.9825	5.8472	5.1962	5.6849	8.4396	5.1756	8.2276	8.2624	2.8109	7.0315	5.1482	4.4524	5.2177	6.4097
	S	105.711	89.352	70.663	85.946	90.671	94.926	111.318	75.328	117.179	136.320	99.584	74.563	76.721	97.744	86.588
11	T	3.4692	5.2326	5.4534	4.8492	4.5801	7.2417	4.7497	8.2833	8.2591	2.8077	6.9870	5.0714	4.3143	5.2020	6.3735
	S	109.666	102.157	75.766	92.096	112.542	110.628	121.300	74.822	117.226	136.475	100.219	75.692	79.176	98.039	87.079
12	T	3.4641	5.1423	5.4819	4.7810	4.5553	7.2593	4.7359	8.2438	8.2591	2.8075	6.9764	5.0963	4.3178	5.1631	6.3091
	S	109.828	103.951	75.372	93.410	113.155	110.360	121.653	75.180	117.226	136.485	100.371	75.322	79.112	98.778	87.968
13	T	3.4677	5.1624	5.4959	4.8058	4.5393	7.2576	4.7743	8.2467	8.2713	2.8154	6.9398	5.1518	4.3664	5.1732	6.3287
	S	109.714	103.546	75.180	92.927	113.554	110.386	120.675	75.154	117.053	136.102	100.900	74.511	78.232	98.585	87.696
14	T	3.4755	5.2319	5.4741	4.8382	4.5547	7.3087	4.7499	8.1694	8.2629	2.8130	6.9756	5.1608	4.4937	5.1958	6.4080
	S	109.468	102.170	75.479	92.305	113.170	109.614	121.294	75.865	117.172	136.218	100.382	74.381	76.016	98.156	86.610
15	T	3.4933	6.1398													
	S	108.910	87.062													

Event: Cooper Tires USF2000 GP of Mid-Ohio

Round 10 / 11

Track: Mid-Ohio Sports Car Course

2.258 mile(s)

Report: Section Data Report

USF2000 Championship

Session: Qualifications - Race 1

July 26, 2019



Section Data for Car 40 - Miller, Jack William (R)

Lap	T/SLap	PO to SF	SF to PI
1	T	86.0515	93.7391
	S	94.464	81.224
2	T	84.7788	
	S	95.882	
3	T	84.2613	
	S	96.471	
4	T	83.7112	
	S	97.105	
5	T	83.6699	
	S	97.153	
6	T	82.9221	
	S	98.029	
7	T	82.8418	
	S	98.124	
8	T	82.7917	
	S	98.184	
9	T	83.0107	
	S	97.925	
10	T	87.4854	
	S	92.916	
11	T	82.8742	
	S	98.086	
12	T	82.5929	
	S	98.420	
13	T	82.7963	
	S	98.178	
14	T	83.1122	82.0307
	S	97.805	93.657
15	T		
	S		



**Event:** Cooper Tires USF2000 GP of Mid-Ohio  
**Track:** Mid-Ohio Sports Car Course  
**Report:** Section Data Report  
**Session:** Qualifications - Race 1

**Round 10 / 11**  
**2.258 mile(s)**  
**USF2000 Championship**  
**July 26, 2019**



**Section Data for Car 41 - Barrichello, Eduardo (R)**

Lap	T/S	I6 to I7A	I7A to I7	I7 to I8	I8 to SF	SF to I1	I1 to I2A	I2A to I2	I2 to I3A	I3A to I3	I3 to I4	I4 to I5A	I5A to I5B	I5B to I5	I5 to I6A	I6A to I6
1	T	3.5642	5.9712	5.9752	4.8368	4.7720	7.6804	4.8132	8.5291	8.2803	2.7985	7.5052	5.6362	7.0281	6.8598	6.7905
	S	106.743	89.521	69.149	92.332	108.016	104.309	119.699	72.666	116.926	136.924	93.299	68.107	48.604	74.346	81.732
2	T	3.5538	5.6183	5.7079	4.8335	4.6539	7.4549	4.7866	8.4661	8.3275	2.8319	7.2081	5.2643	4.5430	5.2724	6.5114
	S	107.056	95.144	72.388	92.395	110.758	107.464	120.364	73.206	116.263	135.309	97.145	72.918	75.191	96.730	85.235
3	T	3.4950	5.3980	5.5895	4.7936	4.6386	7.4782	4.7752	8.3112	8.2982	2.8264	7.1957	5.1712	4.4517	5.2418	6.4823
	S	108.857	99.027	73.921	93.164	111.123	107.130	120.652	74.571	116.674	135.572	97.312	74.231	76.733	97.295	85.618
4	T	3.4741	5.4784	5.6656	4.8018	4.6231	7.3976	4.7493	8.3509	8.2441	2.7981	7.1005	5.1728	4.3882	5.2352	6.3819
	S	109.512	97.573	72.928	93.005	111.495	108.297	121.310	74.216	117.439	136.944	98.617	74.208	77.843	97.417	86.965
5	T	3.4549	5.3471	5.4986	4.7827	4.5942	7.3714	4.7781	8.3837	8.2444	2.7896	7.0645	5.1503	4.4320	5.2285	6.4335
	S	110.120	99.969	75.143	93.376	112.197	108.682	120.579	73.926	117.435	137.361	99.119	74.532	77.074	97.542	86.267
6	T	3.4445	5.3956	5.5406	4.7631	4.9557	9.6326	6.0284	9.2881	9.3168	2.9452	7.6438	5.1706	4.4277	5.4645	6.5179
	S	110.453	99.071	74.573	93.761	104.012	83.169	95.570	66.728	103.918	130.104	91.607	74.240	77.149	93.330	85.150
7	T	3.4648	5.2635	5.4903	4.7189	4.5873	7.2914	4.7293	8.1944	8.2707	2.8194	6.9658	5.0498	4.3343	5.1871	6.3464
	S	109.806	101.557	75.257	94.639	112.366	109.874	121.823	75.634	117.062	135.909	100.524	76.016	78.811	98.321	87.451
8	T	3.4582	5.1950	5.4500	4.7203	4.5725	7.1860	4.6945	8.2254	8.2563	2.8146	6.9258	5.0728	4.3007	5.1722	6.3816
	S	110.015	102.896	75.813	94.611	112.729	111.486	122.726	75.349	117.266	136.141	101.104	75.671	79.427	98.604	86.969
9	T	3.4602	5.2497	5.5144	4.7696	4.7120	7.6091	4.8942	9.2469	8.5369	2.8444	7.7177	5.2200	4.3777	5.5056	6.5333
	S	109.952	101.824	74.928	93.633	109.392	105.287	117.718	67.025	113.411	134.714	90.730	73.537	78.030	92.633	84.949
10	T	3.4919	5.1809	5.4409	4.7127	4.5542	7.1606	4.6824	8.1524	8.2188	2.8031	6.9596	5.0546	4.3473	5.1802	6.3695
	S	108.953	103.176	75.940	94.763	113.182	111.881	123.043	76.023	117.801	136.699	100.613	75.943	78.575	98.452	87.134
11	T	3.4698	5.1695	5.4530	4.7000	4.5649	7.1696	4.6867	8.2041	8.2245	2.7986	6.9319	5.0845	4.3217	5.1646	6.3785
	S	109.647	103.404	75.771	95.019	112.917	111.741	122.930	75.544	117.719	136.919	101.015	75.497	79.041	98.749	87.011
12	T	3.4467	5.5280	5.8974	5.0108	4.7920	7.4973	4.8746	9.2945	8.5507	2.8430	7.9760	5.5530	4.4086	5.2751	6.5265
	S	110.382	96.698	70.062	89.126	107.566	106.857	118.192	66.682	113.228	134.781	87.792	69.127	77.483	96.681	85.038
13	T	3.4982	5.2130	5.5203	4.7204	4.5571	7.1672	4.6938	8.2461	8.2572	2.8191	6.9581	5.1240	4.3403	5.2018	6.3783
	S	108.757	102.541	74.848	94.609	113.110	111.778	122.744	75.159	117.253	135.923	100.635	74.915	78.702	98.043	87.014
14	T	3.4802	5.2048	5.4415	4.7432	4.5400	7.2349	4.6969	8.2916	8.2530	2.8089	6.9636	5.1397	4.3454	5.1988	6.4365
	S	109.320	102.702	75.932	94.154	113.536	110.732	122.663	74.747	117.313	136.417	100.555	74.686	78.610	98.100	86.227
15	T	3.4958	5.6358													
	S	108.832	94.848													

Event: Cooper Tires USF2000 GP of Mid-Ohio

Round 10 / 11

Track: Mid-Ohio Sports Car Course

2.258 mile(s)

Report: Section Data Report

USF2000 Championship

Session: Qualifications - Race 1

July 26, 2019



Section Data for Car 41 - Barrichello, Eduardo (R)

Lap	T/SLap	PO to SF	SF to PI
1	T	91.0407	86.6057
	S	89.288	87.914
2	T	85.0336	
	S	95.595	
3	T	84.1466	
	S	96.603	
4	T	83.8616	
	S	96.931	
5	T	83.5535	
	S	97.289	
6	T	90.5351	
	S	89.786	
7	T	82.7134	
	S	98.277	
8	T	82.4259	
	S	98.619	
9	T	86.1917	
	S	94.311	
10	T	82.3091	
	S	98.759	
11	T	82.3219	
	S	98.744	
12	T	87.4742	
	S	92.928	
13	T	82.6949	
	S	98.299	
14	T	82.7790	80.1934
	S	98.199	95.802
15	T		
	S		

**Event:** Cooper Tires USF2000 GP of Mid-Ohio  
**Track:** Mid-Ohio Sports Car Course  
**Report:** Section Data Report  
**Session:** Qualifications - Race 1

**Round 10 / 11**  
**2.258 mile(s)**  
**USF2000 Championship**  
**July 26, 2019**



**Section Data for Car 6 - Rasmussen, Christian (R)**

Lap	T/S	I6 to I7A	I7A to I7	I7 to I8	I8 to SF	SF to I1	I1 to I2A	I2A to I2	I2 to I3A	I3A to I3	I3 to I4	I4 to I5A	I5A to I5B	I5B to I5	I5 to I6A	I6A to I6
1	T	3.5671	5.5245	5.7703	4.8338	4.5725	7.2962	4.7193	8.4209	8.2486	2.8150	7.2348	5.2921	4.5573	5.2673	6.4726
	S	106.657	96.759	71.605	92.389	112.729	109.802	122.081	73.599	117.375	136.121	96.786	72.535	74.955	96.824	85.746
2	T	3.5313	5.2616	5.5610	4.8097	4.5602	7.1704	4.6831	8.2515	8.2649	2.7956	7.1299	5.1654	4.5276	5.2335	6.4453
	S	107.738	101.594	74.300	92.852	113.033	111.728	123.025	75.110	117.144	137.066	98.210	74.314	75.446	97.449	86.109
3	T	3.5470	5.3422	5.5720	4.7760	4.5423	7.1200	4.6439	8.2048	8.2314	2.7807	7.1762	5.1651	4.5734	5.2128	6.4393
	S	107.261	100.061	74.153	93.507	113.479	112.519	124.063	75.538	117.621	137.800	97.576	74.319	74.691	97.836	86.189
4	T	3.4679	5.4380	5.6481	4.7620	4.5431	7.1051	4.6730	8.2485	8.2275	2.7881	7.0886	5.0751	4.4691	5.2520	6.2903
	S	109.707	98.298	73.154	93.782	113.459	112.755	123.290	75.138	117.676	137.435	98.782	75.637	76.434	97.106	88.231
5	T	3.4537	5.1380	5.4394	4.7440	4.5199	7.1634	4.7067	8.2638	8.2225	2.7777	6.9502	5.0943	4.4262	5.1720	6.5801
	S	110.159	104.038	75.961	94.138	114.041	111.837	122.408	74.999	117.748	137.949	100.749	75.352	77.175	98.608	84.345
6	T	3.8541	5.4609	5.6896	4.7614	4.5250	7.0926	4.6761	8.2905	8.2302	2.7807	6.9768	5.0638	4.3600	5.1676	6.2973
	S	98.714	97.886	72.621	93.794	113.913	112.954	123.209	74.757	117.638	137.800	100.365	75.805	78.347	98.692	88.133
7	T	3.4912	5.1840	5.4128	4.7724	4.5259	7.2030	4.6546	8.2571	8.2025	2.7624	6.9882	5.0763	4.4515	5.1962	6.3502
	S	108.975	103.114	76.334	93.578	113.890	111.223	123.778	75.059	118.035	138.713	100.201	75.619	76.736	98.149	87.399
8	T	3.4427	5.1829	5.4972	4.7576	4.5292	7.2855	4.7920	8.6510	9.1749	3.4884	9.5639	5.5835	5.2042	6.8633	6.4586
	S	110.511	103.136	75.162	93.869	113.807	109.963	120.229	71.642	105.525	109.845	73.216	68.750	65.638	74.308	85.932
9	T	3.4662	5.2110	5.4450	4.7719	4.5211	7.0901	4.6539	8.1532	8.1922	2.7880	6.9170	5.0220	4.3859	5.7164	6.2692
	S	109.761	102.580	75.883	93.588	114.011	112.994	123.796	76.016	118.183	137.440	101.233	76.436	77.884	89.217	88.528
10	T	3.4622	5.0589	5.5020	4.6869	4.5013	7.0050	4.6299	8.1125	8.1834	2.7800	6.9666	5.0250	4.3591	5.1388	6.2451
	S	109.888	105.664	75.097	95.285	114.512	114.366	124.438	76.397	118.310	137.835	100.512	76.391	78.363	99.245	88.870
11	T	3.4575	5.1098	5.3209	4.7440	4.5092	7.0193	4.6358	8.1859	8.1799	2.7792	6.8537	5.0341	4.3779	5.1566	6.2986
	S	110.037	104.612	77.653	94.138	114.312	114.133	124.280	75.712	118.361	137.875	102.168	76.253	78.026	98.902	88.115
12	T	3.4667	5.0795	5.4122	4.7308	4.5030	7.0420	4.6291	8.2592	8.2160	2.7810	6.9038	5.0256	4.5315	5.2283	6.2613
	S	109.745	105.236	76.343	94.401	114.469	113.765	124.460	75.040	117.841	137.786	101.426	76.382	75.381	97.546	88.640
13	T	3.4630	5.1574	5.4753	4.7212	4.4834	7.1511	4.6567	8.1848	8.1799	2.7867	6.9759	5.0553	4.3555	5.1524	6.2945
	S	109.863	103.646	75.463	94.593	114.970	112.030	123.722	75.722	118.361	137.504	100.378	75.933	78.427	98.983	88.172
14	T	3.4734	5.0592	5.3859	4.6879	4.4872	7.0727	4.6578	8.1755	8.2107	2.7960	6.9060	5.1150	4.3977	5.1655	6.3900
	S	109.534	105.658	76.715	95.265	114.872	113.272	123.693	75.809	117.917	137.046	101.394	75.047	77.675	98.732	86.854
15	T	3.5129	5.1377													
	S	108.302	104.044													

Event: Cooper Tires USF2000 GP of Mid-Ohio

Round 10 / 11

Track: Mid-Ohio Sports Car Course

2.258 mile(s)

Report: Section Data Report

USF2000 Championship

Session: Qualifications - Race 1

July 26, 2019



Section Data for Car 6 - Rasmussen, Christian (R)

Lap	T/S Lap	PO to SF	SF to PI
1	T	84.5923	93.0705
	S	96.094	81.807
2	T	83.3910	
	S	97.478	
3	T	83.3271	
	S	97.553	
4	T	83.0764	
	S	97.847	
5	T	82.6519	
	S	98.350	
6	T	83.2266	
	S	97.671	
7	T	82.5283	
	S	98.497	
8	T	90.4749	
	S	89.846	
9	T	82.6031	
	S	98.408	
10	T	81.6567	
	S	99.548	
11	T	81.6624	
	S	99.542	
12	T	82.0700	
	S	99.047	
13	T	82.0931	
	S	99.019	
14	T	81.9805	79.1866
	S	99.155	97.021
15	T		
	S		

**Event:** Cooper Tires USF2000 GP of Mid-Ohio  
**Track:** Mid-Ohio Sports Car Course  
**Report:** Section Data Report  
**Session:** Qualifications - Race 1

**Round 10 / 11**  
**2.258 mile(s)**  
**USF2000 Championship**  
**July 26, 2019**



**Section Data for Car 7 - Bogle, Christian (R)**

Lap	T/S	I6 to I7A	I7A to I7	I7 to I8	I8 to SF	SF to I1	I1 to I2A	I2A to I2	I2 to I3A	I3A to I3	I3 to I4	I4 to I5A	I5A to I5B	I5B to I5	I5 to I6A	I6A to I6
1	T	3.6157	5.9951	5.9440	4.8969	4.7003	7.4673	4.8007	8.6287	8.3724	2.8261	7.4810	5.3047	4.7036	5.6356	6.6443
	S	105.223	89.164	69.512	91.199	109.664	107.286	120.011	71.827	115.640	135.587	93.601	72.363	72.623	90.496	83.530
2	T	3.5538	5.7332	5.7330	4.8508	4.6277	7.3392	4.7690	8.5147	8.3748	2.8207	7.3037	5.2220	4.7761	5.4652	6.7333
	S	107.056	93.237	72.071	92.065	111.385	109.159	120.809	72.789	115.607	135.846	95.873	73.509	71.521	93.318	82.426
3	T	3.5571	5.6171	5.7739	4.8814	4.6546	7.5944	5.2747	8.7794	8.3694	2.8228	7.3845	5.3003	4.5343	5.4247	6.5787
	S	106.956	95.164	71.560	91.488	110.741	105.490	109.226	70.594	115.681	135.745	94.824	72.423	75.335	94.014	84.363
4	T	3.5294	5.5522	5.6299	4.8223	4.6300	7.3263	4.7457	8.3810	8.3206	2.8054	7.2165	5.1687	4.4601	5.2298	6.4076
	S	107.796	96.276	73.391	92.610	111.329	109.351	121.402	73.950	116.360	136.587	97.031	74.267	76.588	97.518	86.616
5	T	3.4739	5.4545	5.5361	4.8424	4.6180	7.2957	4.7847	8.4005	8.3287	2.8002	7.1659	5.1107	4.4820	5.2066	6.4447
	S	109.518	98.001	74.634	92.225	111.619	109.809	120.412	73.778	116.246	136.841	97.717	75.110	76.214	97.953	86.117
6	T	3.4841	5.3903	5.5479	4.8442	4.6332	7.2827	4.7582	8.4191	8.3507	2.8107	7.1557	5.1280	4.4737	5.2457	6.4586
	S	109.197	99.168	74.475	92.191	111.252	110.005	121.083	73.615	115.940	136.330	97.856	74.856	76.355	97.222	85.932
7	T	3.5285	5.4036	5.4626	4.8118	4.6250	7.2230	4.7076	8.3498	8.3260	2.8126	7.2447	5.1184	4.4300	5.2242	6.3293
	S	107.823	98.924	75.638	92.812	111.450	110.915	122.384	74.226	116.284	136.238	96.654	74.997	77.109	97.623	87.687
8	T	3.4680	5.3954	5.5285	4.8329	4.6031	7.2838	4.7424	8.3953	8.3466	2.8187	7.1788	5.1476	4.4659	5.2083	6.3198
	S	109.704	99.074	74.737	92.406	111.980	109.989	121.486	73.824	115.997	135.943	97.541	74.571	76.489	97.921	87.819
9	T	3.4683	5.4073	5.4512	4.8232	4.6009	7.2184	4.7326	8.2685	8.3049	2.8101	7.1381	5.0858	4.4242	5.2464	6.4559
	S	109.695	98.856	75.796	92.592	112.033	110.985	121.738	74.956	116.580	136.359	98.097	75.478	77.210	97.210	85.968
10	T	3.5238	5.3431	5.4996	4.8320	4.6014	7.2163	4.7318	8.3521	8.3341	2.8044	7.1764	5.2044	4.3907	5.2110	6.4335
	S	107.967	100.044	75.129	92.424	112.021	111.018	121.758	74.206	116.171	136.636	97.574	73.758	77.799	97.870	86.267
11	T	3.5186	5.3964	5.5094	4.7868	4.6069	7.2845	4.7644	8.3453	8.3216	2.8058	7.0755	5.1992	4.4929	5.2297	6.3860
	S	108.127	99.056	74.996	93.296	111.888	109.978	120.925	74.266	116.346	136.568	98.965	73.831	76.029	97.520	86.909
12	T	3.4963	5.3796	5.5978	4.8078	4.5949	7.2454	4.7575	8.3072	8.3238	2.8103	7.2048	5.0860	4.4761	5.2165	6.3606
	S	108.816	99.365	73.811	92.889	112.180	110.572	121.101	74.607	116.315	136.349	97.189	75.475	76.314	97.767	87.256
13	T	3.5361	5.3833	5.4952	4.7795	4.5933	8.1710	6.5619	8.8008	8.3382	2.8099	7.3826	5.3501	4.5788	5.2216	6.9281
	S	107.592	99.297	75.190	93.439	112.219	98.046	87.800	70.422	116.114	136.368	94.848	71.749	74.603	97.671	80.109
14	T	3.6419	5.9273	5.7505	4.8496	4.6736	7.7208	4.8346	8.4541	8.3722	2.8251	7.3400	5.6972	5.1140	5.4253	6.5244
	S	104.466	90.184	71.851	92.088	110.291	103.763	119.169	73.310	115.642	135.635	95.399	67.378	66.795	94.004	85.065
15	T	3.5793	5.9241													
	S	106.293	90.232													

Event: Cooper Tires USF2000 GP of Mid-Ohio

Round 10 / 11

Track: Mid-Ohio Sports Car Course

2.258 mile(s)

Report: Section Data Report

USF2000 Championship

Session: Qualifications - Race 1

July 26, 2019



Section Data for Car 7 - Bogle, Christian (R)

Lap	T/SLap	PO to SF	SF to PI
1	T	87.0164	93.4715
	S	93.417	81.457
2	T	85.8172	
	S	94.722	
3	T	86.5473	
	S	93.923	
4	T	84.2255	
	S	96.512	
5	T	83.9446	
	S	96.835	
6	T	83.9828	
	S	96.791	
7	T	83.5971	
	S	97.238	
8	T	83.7351	
	S	97.078	
9	T	83.4358	
	S	97.426	
10	T	83.6546	
	S	97.171	
11	T	83.7230	
	S	97.092	
12	T	83.6646	
	S	97.159	
13	T	87.9304	
	S	92.446	
14	T	87.1506	83.9543
	S	93.273	91.511
15	T		
	S		

**Event:** Cooper Tires USF2000 GP of Mid-Ohio  
**Track:** Mid-Ohio Sports Car Course  
**Report:** Section Data Report  
**Session:** Qualifications - Race 1

**Round 10 / 11**  
**2.258 mile(s)**  
**USF2000 Championship**  
**July 26, 2019**



**Section Data for Car 77 - Pagliuso, Timmy (R)**

Lap	T/S	I6 to I7A	I7A to I7	I7 to I8	I8 to SF	SF to I1	I1 to I2A	I2A to I2	I2 to I3A	I3A to I3	I3 to I4	I4 to I5A	I5A to I5B	I5B to I5	I5 to I6A	I6A to I6
1	T	3.7312	6.4387	6.4665	5.0944	4.8361	8.4682	5.0856	9.0563	8.5003	2.8781	7.9154	5.6828	5.1657	5.6472	7.3681
	S	101.966	83.021	63.896	87.663	106.585	94.605	113.288	68.436	113.900	133.137	88.464	67.548	66.127	90.310	75.325
2	T	3.7189	6.0580	6.0478	5.0537	4.7566	7.8222	4.8946	8.7321	8.4418	2.8706	7.7464	5.4900	4.9947	5.5154	7.2222
	S	102.303	88.238	68.319	88.369	108.366	102.418	117.709	70.976	114.689	133.485	90.394	69.921	68.391	92.468	76.846
3	T	3.5996	5.9593	5.9720	5.0375	4.7267	7.6437	4.8625	8.7892	8.4485	2.8414	7.7402	5.6641	5.0996	5.4373	6.8635
	S	105.694	89.699	69.187	88.653	109.052	104.810	118.486	70.515	114.598	134.857	90.466	67.771	66.984	93.797	80.863
4	T	3.5711	5.8336	5.9482	4.9288	4.7106	7.6990	4.8664	8.7971	8.4149	2.8276	8.0344	7.2936	5.3301	5.7212	7.1700
	S	106.537	91.632	69.463	90.608	109.424	104.057	118.391	70.452	115.056	135.515	87.154	52.630	64.087	89.142	77.406
5	T	3.6083	6.2488	6.0111	4.9756	4.6667	7.6348	4.8580	8.8127	8.3336	2.8099	7.6898	5.4678	5.0167	5.5332	7.1125
	S	105.439	85.544	68.736	89.756	110.454	104.932	118.595	70.327	116.178	136.368	91.059	70.204	68.091	92.171	78.032
6	T	3.5870	5.8068	5.9742	4.8644	4.6388	7.4583	4.8083	8.7100	8.3283	2.8133	7.5876	5.3932	4.8758	5.3572	6.6418
	S	106.065	92.055	69.161	91.808	111.118	107.415	119.821	71.156	116.252	136.204	92.286	71.175	70.058	95.199	83.562
7	T	4.3928	6.2484	6.1874	5.0634	4.6673	7.8132	4.8623	8.5925	8.3028	2.8031	7.4621	5.4242	5.5830	6.0277	6.7563
	S	86.609	85.549	66.778	88.200	110.440	102.536	118.491	72.129	116.609	136.699	93.838	70.769	61.184	84.609	82.146
8	T	3.5482	5.7356	5.7900	4.9417	4.6658	7.5299	4.8191	8.5844	8.3241	2.8113	7.4638	5.2993	4.8888	5.4020	6.7112
	S	107.225	93.198	71.361	90.372	110.475	106.394	119.553	72.198	116.311	136.301	93.816	72.437	69.872	94.409	82.698
9	T	3.5472	5.6750	5.8209	4.8658	4.6137	7.4357	4.8135	8.5182	8.2974	2.8002	7.5075	5.2971	4.9754	5.4913	6.6074
	S	107.255	94.193	70.982	91.782	111.723	107.742	119.692	72.759	116.685	136.841	93.270	72.467	68.656	92.874	83.997
10	T	3.5146	5.5872	5.8863	4.8523	4.6265	7.3370	4.7754	8.5566	8.3478	2.8063	7.3329	5.2431	4.9111	5.3602	6.5799
	S	108.250	95.673	70.194	92.037	111.413	109.191	120.647	72.432	115.980	136.543	95.491	73.213	69.555	95.146	84.348
11	T	3.5152	5.5696	5.7519	4.8960	4.6110	7.6335	4.8221	8.7932	8.3893	2.8114	7.6263	5.3941	5.0231	5.5834	6.9579
	S	108.231	95.976	71.834	91.215	111.788	104.950	119.478	70.483	115.407	136.296	91.817	71.164	68.004	91.342	79.765
12	T	3.5710	5.6115	5.8756	4.8718	4.6376	7.9364	5.7963	9.0940	8.6841	3.5607	8.0722	5.3640	4.9636	5.4341	6.9159
	S	106.540	95.259	70.322	91.669	111.147	100.945	99.397	68.152	111.489	107.614	86.746	71.563	68.819	93.852	80.250
13	T	4.2557	6.1069	5.9012	4.9387	4.5994	7.5430	4.8142	8.6318	8.3482	2.8065	7.5515	5.3320	5.0191	5.4012	6.7666
	S	89.399	87.531	70.017	90.427	112.070	106.209	119.674	71.801	115.975	136.534	92.727	71.992	68.058	94.423	82.021
14	T	3.5393	5.9195													
	S	107.494	90.302													

Event: Cooper Tires USF2000 GP of Mid-Ohio

Round 10 / 11

Track: Mid-Ohio Sports Car Course

2.258 mile(s)

Report: Section Data Report

USF2000 Championship

Session: Qualifications - Race 1

July 26, 2019



Section Data for Car 77 - Pagliuso, Timmy (R)

Lap	T/SLap	PO to SF	SF to PI
1	T	92.3346	93.5965
	S	88.036	81.348
2	T	89.3650	
	S	90.962	
3	T	88.6851	
	S	91.659	
4	T	91.1466	
	S	89.184	
5	T	88.7795	
	S	91.562	
6	T	86.8450	
	S	93.601	
7	T	90.1865	
	S	90.133	
8	T	86.5152	
	S	93.958	
9	T	86.2663	
	S	94.229	
10	T	85.7172	
	S	94.833	
11	T	87.3780	
	S	93.030	
12	T	90.3888	
	S	89.931	
13	T	88.0160	85.4279
	S	92.356	89.932
14	T		
	S		



**Event:** Cooper Tires USF2000 GP of Mid-Ohio  
**Track:** Mid-Ohio Sports Car Course  
**Report:** Section Data Report  
**Session:** Qualifications - Race 1

**Round 10 / 11**  
**2.258 mile(s)**  
**USF2000 Championship**  
**July 26, 2019**



**Section Data for Car 8 - Eves, Braden (R)**

Lap	T/S	I6 to I7A	I7A to I7	I7 to I8	I8 to SF	SF to I1	I1 to I2A	I2A to I2	I2 to I3A	I3A to I3	I3 to I4	I4 to I5A	I5A to I5B	I5B to I5	I5 to I6A	I6A to I6
1	T	3.5824	5.8228	5.8327	4.8929	4.6435	7.5397	4.8355	8.5538	8.2630	2.8101	7.4520	5.3351	4.6279	5.3279	6.5418
	S	106.201	91.802	70.839	91.273	111.006	106.256	119.147	72.456	117.171	136.359	93.965	71.951	73.811	95.723	84.839
2	T	3.4665	5.5182	5.5799	4.8064	4.6022	7.4325	4.7866	8.3464	8.2051	2.7932	7.1515	5.2742	4.4955	5.2156	6.3965
	S	109.752	96.870	74.048	92.916	112.002	107.788	120.364	74.256	117.998	137.184	97.913	72.781	75.985	97.784	86.766
3	T	3.4547	5.3452	5.4738	4.7609	4.5790	7.3217	4.7664	8.2523	8.2246	2.7973	6.9205	5.1177	4.4041	5.1766	6.3410
	S	110.127	100.005	75.484	93.804	112.569	109.419	120.875	75.103	117.718	136.983	101.182	75.007	77.562	98.520	87.526
4	T	3.4582	5.3107	5.4371	4.7565	4.5914	7.2191	4.7196	8.2282	8.2135	2.7902	6.8788	5.0933	4.3977	5.1950	6.3191
	S	110.015	100.654	75.993	93.891	112.265	110.975	122.073	75.323	117.877	137.331	101.795	75.366	77.675	98.171	87.829
5	T	3.4302	5.2397	5.4198	4.7690	4.5655	7.1638	4.6947	8.2213	8.1819	2.7843	6.8658	5.0628	4.3967	5.1862	6.2887
	S	110.913	102.018	76.236	93.645	112.902	111.831	122.721	75.386	118.332	137.622	101.988	75.820	77.693	98.338	88.254
6	T	3.4301	5.2854	5.3711	4.7546	4.5570	7.1499	4.6967	8.2080	8.1950	2.7934	6.8438	5.1059	4.4149	5.1582	6.2638
	S	110.916	101.136	76.927	93.928	113.113	112.049	122.668	75.508	118.143	137.174	102.316	75.180	77.372	98.872	88.604
7	T	3.4348	5.2318	5.3704	4.7878	4.5527	7.2132	4.6924	8.1498	8.1632	2.7792	6.8600	5.0538	4.3688	5.1628	6.3086
	S	110.765	102.172	76.937	93.277	113.220	111.065	122.781	76.048	118.603	137.875	102.074	75.955	78.189	98.784	87.975
8	T	3.4570	5.2261	5.3637	4.7562	4.5442	7.1518	4.6772	8.1835	8.1861	2.7826	6.8017	5.0790	4.3701	5.1733	6.2655
	S	110.053	102.284	77.033	93.897	113.431	112.019	123.180	75.734	118.271	137.706	102.949	75.579	78.165	98.583	88.580
9	T	3.4233	5.2399	5.3991	4.7619	4.5602	7.1747	4.6920	8.2219	8.1726	2.7806	6.8911	5.0371	4.4118	5.1575	6.2744
	S	111.137	102.014	76.528	93.784	113.033	111.661	122.791	75.381	118.467	137.805	101.613	76.207	77.427	98.885	88.455
10	T	3.4486	5.2620	5.4239	4.7940	4.5408	7.2144	4.6915	8.2882	9.1884	3.0973	7.8673	5.2315	4.4665	5.2026	6.3534
	S	110.321	101.586	76.178	93.156	113.516	111.047	122.804	74.778	105.370	123.715	89.005	73.375	76.478	98.028	87.355
11	T	3.4617	5.2534	5.4476	4.7977	4.5495	7.2292	4.6889	8.3377	8.2025	2.7915	6.8961	5.1576	4.4121	5.2174	6.3513
	S	109.904	101.752	75.847	93.084	113.299	110.820	122.872	74.334	118.035	137.267	101.540	74.427	77.421	97.750	87.384
12	T	3.7366	6.4963													
	S	101.818	82.285													

Event: Cooper Tires USF2000 GP of Mid-Ohio

Round 10 / 11

Track: Mid-Ohio Sports Car Course

2.258 mile(s)

Report: Section Data Report

USF2000 Championship

Session: Qualifications - Race 1

July 26, 2019



Section Data for Car 8 - Eves, Braden (R)

Lap	T/SLap	PO to SF	SF to PI
1	T	86.0611	89.1530
	S	94.454	85.402
2	T	84.0703	
	S	96.691	
3	T	82.9358	
	S	98.013	
4	T	82.6084	
	S	98.402	
5	T	82.2704	
	S	98.806	
6	T	82.2278	
	S	98.857	
7	T	82.1293	
	S	98.976	
8	T	82.0180	
	S	99.110	
9	T	82.1981	
	S	98.893	
10	T	85.0704	
	S	95.554	
11	T	82.7942	82.1437
	S	98.181	93.528
12	T		
	S		

**Event:** Cooper Tires USF2000 GP of Mid-Ohio

**Round 10 / 11**

**Track:** Mid-Ohio Sports Car Course

**2.258 mile(s)**



**Report:** Section Data Report

**USF2000 Championship**






**Session:** Qualifications - Race 1

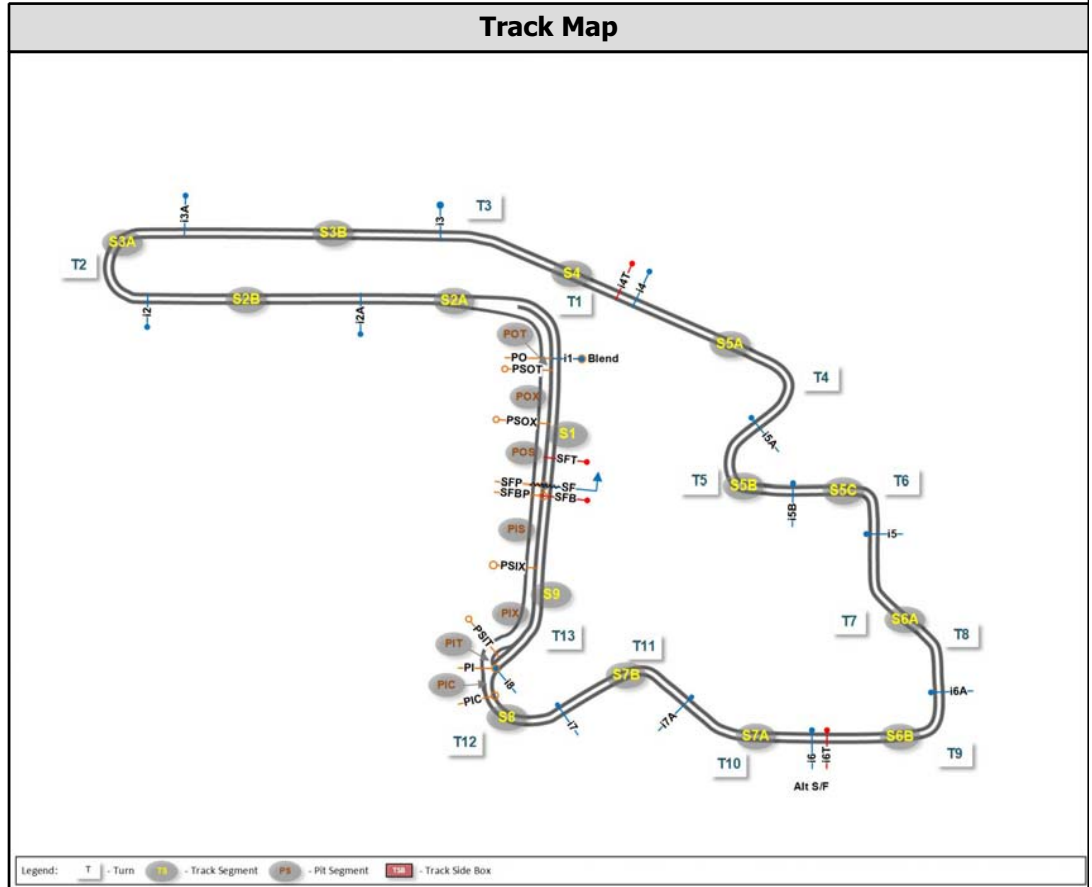
**July 26, 2019**

**Section Data for Car**

**Report Support Information**

Section Legend	
Name	Length
I6 to I7A	0.105682 miles
I7A to I7	0.148485 miles
I7 to I8	0.114773 miles
I8 to SF	0.124053 miles
SF to I1	0.143182 miles
I1 to I2A	0.222538 miles
I2A to I2	0.160038 miles
I2 to I3A	0.172159 miles
I3A to I3	0.268939 miles
I3 to I4	0.106439 miles
I4 to I5A	0.194508 miles
I5A to I5B	0.106629 miles
I5B to I5	0.094886 miles
I5 to I6A	0.141667 miles
I6A to I6	0.154167 miles
I6 to I7	0.254167 miles
I1 to I2	0.382576 miles
I2 to I3	0.441098 miles
I4 to I5	0.396023 miles
I5 to I6	0.295833 miles
Lap	2.258000 miles
PI to PO	0.249432 miles
PO to SF	2.114962 miles

Color Legend	
	Fastest Lap
	Section Under Caution
	Section Under Green
	Section Time Data
	Section Speed Data



**Event:** Cooper Tires USF2000 GP of Mid-Ohio

**Round 10 / 11**

**Track:** Mid-Ohio Sports Car Course

**2.258 mile(s)**

**Report:** Section Data Report

**USF2000 Championship**

**Session:** Qualifications - Race 1

**July 26, 2019**



**Section Data for Car**

SF to PI	2.134091 miles
PO to I2	0.382576 miles
I7 to PI	0.114773 miles
PO to PI	2.008712 miles