

Event: Cooper Tires USF2000 Indy GP
Track: Indianapolis Motor Speedway RC
Report: Section Data Report
Session: Qualifications - Race 1

Rounds 7/8/9
2.439 mile(s)



USF2000 Championship
September 3, 2020

Section Data for Car 1 - Campbell, Prescott (R)

Lap	T/S I6 to I8	I8 to SF	SF to I2	I2 to I4	I4 to I6	Lap	
1	T	13.9162	13.8267	16.9053	22.7746	20.3887	87.8115
	S	89.954	104.738	107.968	107.806	88.284	99.991
2	T	13.5797	13.9241	16.7032	22.7361	20.1755	87.1186
	S	92.183	104.005	109.274	107.988	89.217	100.787
3	T	13.5519	13.8645	16.8137	22.6920	20.0362	86.9583
	S	92.372	104.453	108.556	108.198	89.837	100.973
4	T	14.1587	14.0376	16.7413	65.5101	20.8480	131.2957
	S	88.413	103.164	109.025	37.479	86.339	66.875
5	T	13.4549	13.9822	16.8274	22.8695	20.2609	87.3949
	S	93.038	103.573	108.468	107.358	88.841	100.468
6	T	13.5319	13.9827			20.6858	130.9987
	S	92.509	103.570			87.016	67.027

Event: Cooper Tires USF2000 Indy GP
Track: Indianapolis Motor Speedway RC
Report: Section Data Report
Session: Qualifications - Race 1

Rounds 7/8/9
2.439 mile(s)



USF2000 Championship
September 3, 2020

Section Data for Car 10 - Shields, Cameron

Lap	T/S	I6 to I8	I8 to SF	SF to I2	I2 to I4	I4 to I6	Lap
1	T	13.5244	13.8864	16.7478	22.7587	20.0757	86.9930
	S	92.560	104.288	108.983	107.881	89.661	100.932
2	T	13.4466	13.7977	16.6339	22.6676	19.9153	86.4611
	S	93.096	104.958	109.729	108.314	90.383	101.553
3	T	13.3824	13.9010	16.6932	22.6730	19.9199	86.5695
	S	93.542	104.178	109.340	108.289	90.362	101.426
4	T	13.3970	14.0172	17.2115	25.7362	20.5539	90.9158
	S	93.440	103.315	106.047	95.400	87.575	96.577
5	T	13.4916	13.8603	16.7588	22.7014	19.9183	86.7304
	S	92.785	104.484	108.912	108.153	90.369	101.238
6	T	13.6235	13.9378	18.0351	23.4019	21.0587	90.0570
	S	91.887	103.903	101.204	104.916	85.475	97.498
7	T	13.4702	13.8975	16.7202	22.7481	19.9898	86.8258
	S	92.932	104.204	109.163	107.931	90.046	101.127
8	T				25.3892	20.3902	210.2062
	S				96.704	88.278	41.770
9	T	13.5248	13.7852	16.6590	22.7272	20.0963	86.7925
	S	92.557	105.053	109.564	108.030	89.569	101.165
10	T	13.5370	13.7302	16.8233	25.4960	20.9351	90.5216
	S	92.474	105.474	108.494	96.299	85.980	96.998
11	T	13.5272	13.7457	16.6755	22.6632	20.1333	86.7449
	S	92.541	105.355	109.456	108.335	89.404	101.221

Event: Cooper Tires USF2000 Indy GP
Track: Indianapolis Motor Speedway RC
Report: Section Data Report
Session: Qualifications - Race 1

Rounds 7/8/9
2.439 mile(s)



USF2000 Championship
September 3, 2020

Section Data for Car 12 - Porto, Kiko (R)

Lap	T/S I6 to I8	I8 to SF	SF to I2	I2 to I4	I4 to I6	Lap	
1	T	13.3505	13.7440	16.7041	22.5207	19.9960	86.3153
	S	93.766	105.368	109.268	109.021	90.018	101.725
2	T	13.3607	13.7064	16.6768	22.4389	19.9685	86.1513
	S	93.694	105.657	109.447	109.418	90.142	101.918
3	T	13.3574	13.6593	16.6543	22.4400	19.8563	85.9673
	S	93.717	106.022	109.595	109.413	90.651	102.137
4	T	13.3151	13.7193	16.5762	26.3585	25.0231	94.9922
	S	94.015	105.558	110.111	93.147	71.934	92.433
5	T	13.4055	13.7318	16.5335	22.5654	20.0370	86.2732
	S	93.381	105.462	110.396	108.805	89.834	101.774
6	T				28.8972	25.5949	212.5922
	S				84.964	70.327	41.302
7	T	14.1647	13.7992	16.7120	22.6814	19.9316	87.2889
	S	88.376	104.947	109.217	108.248	90.309	100.590
8	T	13.2570	13.6387	16.5089	22.4439	19.7798	85.6283
	S	94.427	106.182	110.560	109.394	91.002	102.541
9	T	13.3618	13.7605	16.6527	22.4918	19.8442	86.1110
	S	93.686	105.242	109.605	109.161	90.707	101.966
10	T	13.4406	13.6230	16.8361	22.6465	20.2618	86.8080
	S	93.137	106.304	108.412	108.415	88.837	101.147

Event: Cooper Tires USF2000 Indy GP
 Track: Indianapolis Motor Speedway RC
 Report: Section Data Report
 Session: Qualifications - Race 1

Rounds 7/8/9
 2.439 mile(s)



USF2000 Championship
 September 3, 2020

Section Data for Car 16 - Pierson, Josh (R)

Lap	T/S	I6 to I8	I8 to SF	SF to I2	I2 to I4	I4 to I6	Lap
1	T	13.8605	14.0013	17.0167	22.8084	20.2118	87.8987
	S	90.316	103.432	107.261	107.646	89.057	99.892
2	T	13.5334	13.7870	16.7991	22.8621	20.3981	87.3797
	S	92.498	105.040	108.650	107.393	88.244	100.486
3	T	13.7282	13.7558	16.7355	22.7507	20.0573	87.0275
	S	91.186	105.278	109.063	107.919	89.743	100.892
4	T	13.6982	13.7292	16.7786	22.6946	20.2836	87.1842
	S	91.386	105.482	108.783	108.186	88.742	100.711
5	T	13.7163	13.6748	17.2654	26.2322	21.2565	92.1452
	S	91.265	105.901	105.716	93.596	84.680	95.289
6	T	14.2887	13.9944	16.7845	22.7377	20.0991	87.9044
	S	87.609	103.483	108.745	107.980	89.556	99.886
7	T	13.5841	13.7989	16.8092	22.9020	20.2831	87.3773
	S	92.153	104.949	108.585	107.206	88.744	100.488
8	T	13.5876	13.8534	16.9986	22.8537	20.1665	87.4598
	S	92.129	104.536	107.375	107.432	89.257	100.394
9	T	13.7723	13.8349	16.9679	22.7872	20.1978	87.5601
	S	90.894	104.676	107.569	107.746	89.119	100.279
10	T	13.5570	13.7928	17.0288	22.8754	20.3458	87.5998
	S	92.337	104.995	107.185	107.330	88.470	100.233
11	T	13.6428	13.8326	16.7546	22.8066	20.1413	87.1779
	S	91.757	104.693	108.939	107.654	89.369	100.718
12	T	13.5031	13.8086	16.7642	22.9452	20.3197	87.3408
	S	92.706	104.875	108.876	107.004	88.584	100.530
13	T	13.5296	13.8094	16.7768	22.8757	20.3266	87.3181
	S	92.524	104.869	108.795	107.329	88.554	100.556

Event: Cooper Tires USF2000 Indy GP
Track: Indianapolis Motor Speedway RC
Report: Section Data Report
Session: Qualifications - Race 1

Rounds 7/8/9
2.439 mile(s)



USF2000 Championship
September 3, 2020

Section Data for Car 18 - Garg, Bijoy (R)

Lap	T/S	I6 to I8	I8 to SF	SF to I2	I2 to I4	I4 to I6	Lap
1	T	13.8543	13.7580	17.3339	22.4824	20.3760	87.8046
	S	90.356	105.261	105.298	109.207	88.339	99.999
2	T	13.6927	13.7404	16.6425	22.6831	19.9521	86.7108
	S	91.422	105.396	109.673	108.240	90.216	101.261
3	T	13.4803	13.9081	17.2143	23.0953	20.2207	87.9187
	S	92.863	104.125	106.030	106.309	89.018	99.870
4	T	13.4657	13.8810	16.6445	22.6694	20.7850	87.4456
	S	92.963	104.328	109.659	108.306	86.601	100.410
5	T	13.4716	13.8627	16.6653	22.5882	20.0380	86.6258
	S	92.923	104.466	109.523	108.695	89.829	101.360
6	T	13.5137	13.9286	16.6774	22.6303	20.1084	86.8584
	S	92.633	103.972	109.443	108.493	89.515	101.089
7	T	13.6261	14.2278	16.7926	23.2367	19.9657	87.8489
	S	91.869	101.785	108.692	105.662	90.155	99.949
8	T	13.4869	13.9321	16.7458	23.2383	20.2345	87.6376
	S	92.817	103.946	108.996	105.654	88.957	100.190
9	T	13.4020	13.9458	16.8265	26.1549	21.0280	91.3572
	S	93.405	103.844	108.473	93.873	85.600	96.111
10	T	13.4867	13.9081	16.7887	22.7427	20.0594	86.9856
	S	92.819	104.125	108.718	107.957	89.733	100.941
11	T	13.4378	13.8908	16.9325	22.7144	20.1148	87.0903
	S	93.156	104.255	107.794	108.091	89.486	100.819
12	T	13.4957	13.8150	19.1122	22.7784	20.0731	89.2744
	S	92.757	104.827	95.501	107.788	89.672	98.353
13	T	13.4530	13.9393	16.7128	24.2669	22.0201	90.3921
	S	93.051	103.892	109.211	101.176	81.743	97.137

Event: Cooper Tires USF2000 Indy GP
Track: Indianapolis Motor Speedway RC
Report: Section Data Report
Session: Qualifications - Race 1

Rounds 7/8/9
2.439 mile(s)



USF2000 Championship
September 3, 2020

Section Data for Car 2 - Green, Josh (R)

Lap	T/S	I6 to I8	I8 to SF	SF to I2	I2 to I4	I4 to I6	Lap
1	T	13.6682	13.7550	16.9192	24.6342	20.1971	89.1737
	S	91.586	105.284	107.879	99.667	89.122	98.464
2	T	13.4780	13.7977	16.6988	22.6300	20.0316	86.6361
	S	92.879	104.958	109.303	108.494	89.858	101.348
3	T	13.2853	13.7197	16.6276	22.6594	19.9388	86.2308
	S	94.226	105.555	109.771	108.354	90.276	101.824
4	T	13.3896	13.7003	16.6179	22.6552	19.8971	86.2601
	S	93.492	105.704	109.835	108.374	90.465	101.790
5	T	13.3685	13.7150	16.7048	22.7511	20.0792	86.6186
	S	93.639	105.591	109.264	107.917	89.645	101.369
6	T	13.4154	13.7605	16.5914	22.8177	19.9798	86.5648
	S	93.312	105.242	110.010	107.602	90.091	101.432
7	T	13.3176	13.7931	16.5899	22.7672	19.9946	86.4624
	S	93.997	104.993	110.020	107.841	90.024	101.552
8	T	13.3990	13.7011	17.1233	22.9856	20.0312	87.2402
	S	93.426	105.698	106.593	106.816	89.860	100.646
9	T	13.4749	13.7441	16.5815	22.6878	20.1032	86.5915
	S	92.900	105.368	110.076	108.218	89.538	101.400
10	T	13.3453	13.7341	16.7205	22.7254	20.0010	86.5263
	S	93.802	105.444	109.161	108.039	89.996	101.477

Event: Cooper Tires USF2000 Indy GP
Track: Indianapolis Motor Speedway RC
Report: Section Data Report
Session: Qualifications - Race 1

Rounds 7/8/9
2.439 mile(s)



USF2000 Championship
September 3, 2020

Section Data for Car 20 - Sikes, Simon (R)

Lap	T/S	I6 to I8	I8 to SF	SF to I2	I2 to I4	I4 to I6	Lap
1	T	14.2981	13.8854	16.9919	22.9200	20.6988	88.7942
	S	87.551	104.295	107.417	107.122	86.962	98.885
2	T	13.7691	13.6956	16.6496	22.7521	20.0644	86.9308
	S	90.915	105.741	109.626	107.912	89.711	101.004
3	T	13.6149	13.6793	16.5987	23.9692	20.1790	88.0411
	S	91.945	105.867	109.962	102.433	89.202	99.731
4	T	13.5732	13.6765	16.7541	22.7888	20.1462	86.9388
	S	92.227	105.888	108.942	107.738	89.347	100.995
5	T	13.6870	13.6678	16.6379	22.6763	20.1046	86.7736
	S	91.460	105.956	109.703	108.273	89.532	101.187
6	T	13.5947	13.6860	16.5870	22.9013	20.0617	86.8307
	S	92.081	105.815	110.040	107.209	89.723	101.121
7	T	13.5619	13.7638	16.6473	22.8096	20.1236	86.9062
	S	92.304	105.217	109.641	107.640	89.447	101.033
8	T	13.6318	13.7016	16.7616	22.8677	20.2172	87.1799
	S	91.831	105.694	108.893	107.367	89.033	100.716
9	T	13.5282	13.8340	16.6906	22.7312	20.1492	86.9332
	S	92.534	104.683	109.357	108.011	89.334	101.002
10	T	13.5189	13.7804	16.6914	22.8089	20.0845	86.8841
	S	92.598	105.090	109.351	107.643	89.621	101.059
11	T	13.5265	13.7207	16.7245	22.8611	20.1812	87.0140
	S	92.546	105.547	109.135	107.398	89.192	100.908
12	T	13.6396	13.6677	16.7299	22.7140	19.9996	86.7508
	S	91.778	105.957	109.100	108.093	90.002	101.214
13	T	13.5867	13.8158	16.6909	22.6897	19.9127	86.6958
	S	92.136	104.821	109.355	108.209	90.395	101.278

Event: Cooper Tires USF2000 Indy GP
Track: Indianapolis Motor Speedway RC
Report: Section Data Report
Session: Qualifications - Race 1

Rounds 7/8/9
2.439 mile(s)



USF2000 Championship
September 3, 2020

Section Data for Car 21 - Sundaramoorthy, Yuven

Lap	T/S	I6 to I8	I8 to SF	SF to I2	I2 to I4	I4 to I6	Lap
1	T	13.9755	13.8432	17.2896	25.1167	20.4164	90.6414
	S	89.572	104.613	105.568	97.753	88.164	96.870
2	T	13.5075	13.6985	16.6919	22.5612	19.8459	86.3050
	S	92.676	105.718	109.348	108.825	90.699	101.737
3	T	13.4031	13.7124	16.6700	22.7570	19.8245	86.3670
	S	93.398	105.611	109.492	107.889	90.797	101.664
4	T	13.4716	13.7526	16.7143	22.5929	20.0676	86.5990
	S	92.923	105.302	109.202	108.673	89.697	101.391
5	T	13.5109	13.7622	16.7519	22.8316	20.0325	86.8891
	S	92.652	105.229	108.956	107.536	89.854	101.053
6	T	13.4033	13.7346	16.5477	22.5896	19.9688	86.2440
	S	93.396	105.440	110.301	108.688	90.141	101.809
7	T	13.4119	13.7498	16.5831	22.7279	19.9658	86.4385
	S	93.336	105.324	110.066	108.027	90.154	101.580
8	T	13.4163	13.7507	16.7051	22.8522	19.9685	86.6928
	S	93.306	105.317	109.262	107.439	90.142	101.282
9	T	13.4671	13.7264	24.1710	23.7311	20.1687	95.2643
	S	92.954	105.503	75.513	103.460	89.247	92.169
10	T	13.5705	13.7382	16.8993	22.7616	19.9023	86.8719
	S	92.246	105.413	108.006	107.867	90.442	101.073
11	T	13.5093	13.7673	16.7471	22.6733	20.0268	86.7238
	S	92.663	105.190	108.988	108.287	89.880	101.246
12	T	13.5738	13.7433	16.8016	22.6805	20.1134	86.9126
	S	92.223	105.374	108.634	108.253	89.493	101.026
13	T	13.4855	13.7501	16.6292	22.8480	20.0725	86.7853
	S	92.827	105.322	109.760	107.459	89.675	101.174

Event: Cooper Tires USF2000 Indy GP
Track: Indianapolis Motor Speedway RC
Report: Section Data Report
Session: Qualifications - Race 1

Rounds 7/8/9
2.439 mile(s)



USF2000 Championship
September 3, 2020

Section Data for Car 22 - Barrichello, Eduardo

Lap	T/S	I6 to I8	I8 to SF	SF to I2	I2 to I4	I4 to I6	Lap
1	T	13.7459	13.6868	16.8997	22.4861	21.3945	88.2130
	S	91.068	105.809	108.004	109.189	84.134	99.536
2	T	13.5655	13.6275	16.6731	22.6810	19.9120	86.4591
	S	92.280	106.269	109.471	108.250	90.398	101.556
3	T	13.4085	13.6622	16.7111	22.5698	19.8637	86.2153
	S	93.360	105.999	109.222	108.784	90.618	101.843
4	T	13.3997	13.7115	16.5001	22.6906	19.8196	86.1215
	S	93.421	105.618	110.619	108.205	90.819	101.954
5	T	13.4063	13.6691	16.4722	22.6528	19.8568	86.0572
	S	93.375	105.946	110.807	108.385	90.649	102.030
6	T	13.4394	13.7251	16.7053	22.8917	20.7104	87.4719
	S	93.145	105.513	109.260	107.254	86.913	100.380
7	T	13.4446	13.6678	16.6219	23.2443	20.7662	87.7448
	S	93.109	105.956	109.809	105.627	86.679	100.067
8	T	13.3808	13.7586	16.5544	22.6718	19.9427	86.3083
	S	93.553	105.256	110.256	108.294	90.259	101.733
9	T	13.4408	13.6654	16.8364	24.5816	20.8199	89.3441
	S	93.136	105.974	108.410	99.881	86.456	98.276
10	T	13.3876	13.7312	16.5709	22.6759	20.3908	86.7564
	S	93.506	105.467	110.147	108.275	88.275	101.208
11	T	13.3747	13.7549	16.9194	22.7357	20.0210	86.8057
	S	93.596	105.285	107.878	107.990	89.906	101.150
12	T	13.4390	13.7519	16.5870	22.6542	19.9935	86.4256
	S	93.148	105.308	110.040	108.378	90.029	101.595
13	T	15.0979	13.9931	17.0130	22.7870	20.5005	89.3915
	S	82.913	103.493	107.284	107.747	87.803	98.224

Event: Cooper Tires USF2000 Indy GP
Track: Indianapolis Motor Speedway RC
Report: Section Data Report
Session: Qualifications - Race 1

Rounds 7/8/9
2.439 mile(s)



USF2000 Championship
September 3, 2020

Section Data for Car 23 - Round-Garrido, Matt

Lap	T/S	I6 to I8	I8 to SF	SF to I2	I2 to I4	I4 to I6	Lap
1	T	13.8380	13.7151	16.9187	22.6086	20.0590	87.1394
	S	90.462	105.590	107.882	108.597	89.735	100.763
2	T	13.5086	13.6668	16.6992	22.7634	19.9074	86.5454
	S	92.668	105.963	109.300	107.859	90.419	101.454
3	T	13.5515	13.6970	16.5653	22.5142	19.9143	86.2423
	S	92.375	105.730	110.184	109.052	90.387	101.811
4	T	13.5902	13.6650	17.2101	24.9747	20.1547	89.5947
	S	92.112	105.977	106.056	98.309	89.309	98.001
5	T	13.5900	13.7357	16.6898	22.8855	20.1294	87.0304
	S	92.113	105.432	109.362	107.283	89.421	100.889
6	T				22.9792	20.1379	201.1678
	S				106.846	89.384	43.647
7	T	13.4551	13.7486	16.7744	22.8760	19.9092	86.7633
	S	93.037	105.333	108.810	107.328	90.410	101.199
8	T	13.4736	13.7204	16.7818	22.7541	19.9594	86.6893
	S	92.909	105.550	108.762	107.903	90.183	101.286
9	T	13.4879	13.6955	16.7351	22.9170	19.8762	86.7117
	S	92.810	105.741	109.066	107.136	90.561	101.260
10	T	13.5322	13.7564	16.6388	22.7448	20.1272	86.7994
	S	92.507	105.273	109.697	107.947	89.431	101.157
11	T	13.6559	13.6876	16.6616	22.7259	19.9149	86.6459
	S	91.669	105.802	109.547	108.037	90.385	101.337
12	T	13.4409	13.7570	16.6382	22.9279	19.9282	86.6922
	S	93.135	105.269	109.701	107.085	90.324	101.282

Event: Cooper Tires USF2000 Indy GP
Track: Indianapolis Motor Speedway RC
Report: Section Data Report
Session: Qualifications - Race 1

Rounds 7/8/9
2.439 mile(s)



USF2000 Championship
September 3, 2020

Section Data for Car 24 - Myers, Michael (R)

Lap	T/S	I6 to I8	I8 to SF	SF to I2	I2 to I4	I4 to I6	Lap
1	T	14.2668	13.9459	17.0744	22.6674	20.3531	88.3076
	S	87.743	103.843	106.898	108.315	88.439	99.430
2	T	14.2694	13.7181	16.8197	22.7636	20.5420	88.1128
	S	87.727	105.567	108.517	107.858	87.625	99.650
3	T	13.7967	13.8681	16.8916	22.6497	20.1625	87.3686
	S	90.733	104.425	108.055	108.400	89.275	100.498
4	T	13.6087	13.9048	16.7411	22.6597	20.0761	86.9904
	S	91.987	104.150	109.027	108.352	89.659	100.935
5	T	13.5178	13.8786	16.7508	22.6485	20.0933	86.8890
	S	92.605	104.346	108.964	108.406	89.582	101.053
6	T	13.6772	13.8262	16.7530	22.7499	20.1789	87.1852
	S	91.526	104.742	108.949	107.923	89.202	100.710
7	T	13.6865	13.8170	16.8941	22.8466	20.1073	87.3515
	S	91.464	104.812	108.039	107.466	89.520	100.518
8	T	13.6249	13.8585			20.8426	95.0318
	S	91.877	104.498			86.362	92.394
9	T	13.7989	13.9032	16.8718	22.8189	20.2801	87.6729
	S	90.719	104.162	108.182	107.596	88.757	100.150
10	T	13.5749	14.1331	16.8840	22.8953	20.1313	87.6186
	S	92.216	102.467	108.104	107.237	89.413	100.212
11	T	13.6516	13.8449	16.8503	23.3445	20.7817	88.4730
	S	91.698	104.600	108.320	105.174	86.615	99.244
12	T	13.7652	13.8962	16.8444	23.0562	20.3692	87.9312
	S	90.941	104.214	108.358	106.489	88.369	99.855
13	T	13.7462	13.8637	16.8354	22.8573	20.1266	87.4292
	S	91.066	104.459	108.416	107.415	89.434	100.429

Event: Cooper Tires USF2000 Indy GP
Track: Indianapolis Motor Speedway RC
Report: Section Data Report
Session: Qualifications - Race 1

Rounds 7/8/9
2.439 mile(s)



USF2000 Championship
September 3, 2020

Section Data for Car 3 - Gold, Reece

Lap	T/S	I6 to I8	I8 to SF	SF to I2	I2 to I4	I4 to I6	Lap
1	T	13.5865	13.7083	16.8535	23.1439	20.0281	87.3203
	S	92.137	105.643	108.300	106.085	89.874	100.554
2	T	13.4705	13.7750	16.6752	22.5600	19.8497	86.3304
	S	92.930	105.131	109.458	108.831	90.681	101.707
3	T	13.3004	13.6749	16.5189	22.5394	19.6936	85.7272
	S	94.119	105.901	110.493	108.930	91.400	102.423
4	T	13.3583	13.6544	16.4791	22.6265	19.7920	85.9103
	S	93.711	106.060	110.760	108.511	90.946	102.204
5	T	13.3058	13.8241	16.5605	22.7390	19.8717	86.3011
	S	94.081	104.758	110.216	107.974	90.581	101.741
6	T	13.3532	13.7238	16.7025	24.1616	20.5901	88.5312
	S	93.747	105.523	109.279	101.617	87.421	99.179
7	T	13.4865	13.9001	16.5464	22.9007	19.9901	86.8238
	S	92.820	104.185	110.310	107.212	90.045	101.129
8	T	13.4179	13.6892	16.5278	22.7693	20.0367	86.4409
	S	93.295	105.790	110.434	107.831	89.835	101.577
9	T	13.3247	13.7431	16.5381	22.6508	20.0618	86.3185
	S	93.947	105.375	110.365	108.395	89.723	101.721
10	T	13.4467	13.8244	16.7562	22.7711	19.8979	86.6963
	S	93.095	104.755	108.928	107.822	90.462	101.278

Event: Cooper Tires USF2000 Indy GP
Track: Indianapolis Motor Speedway RC
Report: Section Data Report
Session: Qualifications - Race 1

Rounds 7/8/9
2.439 mile(s)



USF2000 Championship
September 3, 2020

Section Data for Car 4 - d'Orlando, Michael

Lap	T/S	I6 to I8	I8 to SF	SF to I2	I2 to I4	I4 to I6	Lap
1	T	13.8627	13.6739	16.8637	22.5088	20.0327	86.9418
	S	90.301	105.908	108.234	109.079	89.853	100.992
2	T	13.6697	13.6465	16.7854	22.6221	19.7967	86.5204
	S	91.576	106.121	108.739	108.532	90.924	101.484
3	T	13.5338	13.7143	16.7410	22.6231	19.7927	86.4049
	S	92.496	105.596	109.027	108.527	90.943	101.619
4	T	13.5136	13.7230	16.5948	22.8215	19.9459	86.5988
	S	92.634	105.530	109.988	107.584	90.244	101.392
5	T	14.4191	13.6363	16.6126	22.7499	20.0004	87.4183
	S	86.817	106.200	109.870	107.923	89.998	100.441
6	T	13.4975	13.7001	16.6516	22.6631	20.0008	86.5131
	S	92.744	105.706	109.613	108.336	89.996	101.492
7	T	13.5289	13.6981	16.7661	22.7662	19.9764	86.7357
	S	92.529	105.721	108.864	107.845	90.106	101.232
8	T	13.6621	13.6977	16.6586	22.7557	19.9800	86.7541
	S	91.627	105.724	109.567	107.895	90.090	101.210
9	T	13.5974	13.8108	16.6774	23.6866	20.4170	88.1892
	S	92.063	104.859	109.443	103.655	88.162	99.563
10	T	13.5775	13.6404	16.8438	22.8245	20.0589	86.9451
	S	92.198	106.169	108.362	107.570	89.736	100.988

Event: Cooper Tires USF2000 Indy GP
 Track: Indianapolis Motor Speedway RC
 Report: Section Data Report
 Session: Qualifications - Race 1

Rounds 7/8/9
 2.439 mile(s)



USF2000 Championship
 September 3, 2020

Section Data for Car 40 - Miller, Jack William

Lap	T/S	I6 to I8	I8 to SF	SF to I2	I2 to I4	I4 to I6	Lap
1	T	13.7829	13.7101	16.8503	22.5713	20.6204	87.5350
	S	90.824	105.629	108.320	108.777	87.292	100.307
2	T	13.4568	13.6431	16.5877	22.6041	19.8323	86.1240
	S	93.025	106.148	110.035	108.619	90.761	101.951
3	T	13.4863	13.6176	16.6266	22.6985	19.7308	86.1598
	S	92.821	106.346	109.778	108.167	91.228	101.908
4	T	13.4245	13.7397	16.4969	22.6381	19.7940	86.0932
	S	93.249	105.401	110.641	108.456	90.937	101.987
5	T	13.4190	13.7431	16.5757	22.5596	19.8976	86.1950
	S	93.287	105.375	110.115	108.833	90.463	101.867
6	T	13.4228	13.7168	16.4836	22.5818	20.2004	86.4054
	S	93.261	105.577	110.730	108.726	89.107	101.619
7	T	13.4856	13.7335	16.8303	22.9701	20.0221	87.0416
	S	92.826	105.449	108.449	106.888	89.901	100.876
8	T	13.4579	13.8588	16.5789	22.7686	19.9287	86.5929
	S	93.017	104.495	110.093	107.834	90.322	101.399
9	T	13.4387	13.7911	16.5679	22.7255	19.9630	86.4862
	S	93.150	105.008	110.166	108.038	90.167	101.524
10	T	13.3700	13.8337	16.6287	22.8170	19.9278	86.5772
	S	93.629	104.685	109.764	107.605	90.326	101.417
11	T	13.4647	13.9298	22.5457	22.7134	20.1592	92.8128
	S	92.970	103.963	80.957	108.096	89.289	94.603
12	T	13.6043	13.7941	16.5685	22.6516	20.0777	86.6962
	S	92.016	104.986	110.162	108.391	89.652	101.278
13	T	13.5512	13.7811	16.5731	22.7738	19.9802	86.6594
	S	92.377	105.085	110.132	107.809	90.089	101.321

Event: Cooper Tires USF2000 Indy GP
Track: Indianapolis Motor Speedway RC
Report: Section Data Report
Session: Qualifications - Race 1

Rounds 7/8/9
2.439 mile(s)



USF2000 Championship
September 3, 2020

Section Data for Car 41 - Kaeser, Max (R)

Lap	T/S	I6 to I8	I8 to SF	SF to I2	I2 to I4	I4 to I6	Lap
1	T	14.1502	13.8419	17.0345	22.9304	20.2451	88.2021
	S	88.466	104.623	107.149	107.073	88.910	99.549
2	T	13.6853	13.6191	16.7869	22.7974	20.5184	87.4071
	S	91.472	106.335	108.729	107.698	87.726	100.454
3	T	13.6474	13.6561	16.8024	22.7052	20.3377	87.1488
	S	91.726	106.047	108.629	108.135	88.506	100.752
4	T	13.5679	13.8424	16.7908	22.8786	20.1692	87.2489
	S	92.263	104.619	108.704	107.315	89.245	100.636
5	T	13.6891	13.7939	16.6860	22.8593	20.1000	87.1283
	S	91.446	104.987	109.387	107.406	89.552	100.776
6	T	13.6147	13.8925	16.7908	22.9827	20.2804	87.5611
	S	91.946	104.242	108.704	106.829	88.756	100.277
7	T				23.1569	20.1270	205.9286
	S				106.026	89.432	42.638
8	T	13.6358	13.7932	16.7198	22.8666	20.0977	87.1131
	S	91.804	104.992	109.166	107.372	89.562	100.793
9	T	13.7353	13.6856	16.7202	22.8054	20.0930	87.0395
	S	91.139	105.818	109.163	107.660	89.583	100.878
10	T	13.5313	13.8197	16.6365	22.8674	20.0847	86.9396
	S	92.513	104.791	109.712	107.368	89.620	100.994
11	T	13.4032	13.8428	16.7325	22.8670	20.0117	86.8572
	S	93.397	104.616	109.083	107.370	89.947	101.090
12	T	13.5641	13.7852	16.7878	26.8208	21.3885	92.3464
	S	92.289	105.053	108.723	91.542	84.157	95.081

Event: Cooper Tires USF2000 Indy GP
Track: Indianapolis Motor Speedway RC
Report: Section Data Report
Session: Qualifications - Race 1

Rounds 7/8/9
2.439 mile(s)



USF2000 Championship
September 3, 2020

Section Data for Car 44 - Brooks, Christian (R)

Lap	T/S	I6 to I8	I8 to SF	SF to I2	I2 to I4	I4 to I6	Lap
1	T	13.5210	13.8174	16.7769	25.4692	21.8014	91.3859
	S	92.583	104.809	108.794	96.400	82.564	96.080
2	T	13.4229	13.6948	16.7484	22.6048	19.9871	86.4580
	S	93.260	105.747	108.979	108.615	90.058	101.557
3	T	13.5674	13.6833	16.5981	22.7681	19.9339	86.5508
	S	92.267	105.836	109.966	107.836	90.298	101.448
4	T	13.3666	13.7389	16.7359	22.6138	19.9169	86.3721
	S	93.653	105.407	109.061	108.572	90.376	101.658
5	T	13.4335	13.7327	16.6444	22.7611	20.0899	86.6616
	S	93.186	105.455	109.660	107.869	89.597	101.318
6	T	13.4587	13.7373	16.7109	23.0188	20.8317	87.7574
	S	93.012	105.420	109.224	106.662	86.407	100.053
7	T				23.4332	20.1374	227.5311
	S				104.776	89.386	38.590
8	T	13.4226	13.8753	16.7201	22.9879	20.1292	87.1351
	S	93.262	104.371	109.164	106.805	89.422	100.768
9	T	13.4345	13.7331	16.7766	22.7567	19.9617	86.6626
	S	93.179	105.452	108.796	107.890	90.173	101.317

Event: Cooper Tires USF2000 Indy GP
Track: Indianapolis Motor Speedway RC
Report: Section Data Report
Session: Qualifications - Race 1

Rounds 7/8/9
2.439 mile(s)



USF2000 Championship
September 3, 2020

Section Data for Car 5 - Brichacek, Wyatt (R)

Lap	T/S	I6 to I8	I8 to SF	SF to I2	I2 to I4	I4 to I6	Lap
1	T				23.2506	20.5759	164.7223
	S				105.598	87.481	53.304
2	T	13.6979	13.8288	16.9309	24.0454	20.9463	89.4493
	S	91.388	104.722	107.805	102.108	85.934	98.161
3	T	14.0346	13.7726	16.7014	22.6389	19.9122	87.0597
	S	89.195	105.149	109.286	108.452	90.397	100.855
4	T	13.9947	14.0272	17.3505	22.6533	19.8929	87.9186
	S	89.449	103.241	105.197	108.383	90.485	99.870
5	T	13.5273	13.7578	16.6468	22.7472	20.8255	87.5046
	S	92.540	105.263	109.644	107.935	86.432	100.342
6	T	13.6474	13.7038	16.6904	22.8668	20.0285	86.9369
	S	91.726	105.677	109.358	107.371	89.872	100.997
7	T	13.5800	13.8159	16.6714	22.8006	20.0526	86.9205
	S	92.181	104.820	109.483	107.683	89.764	101.016
8	T	13.5683	13.8165	17.3315	25.4882	20.9649	91.1694
	S	92.261	104.815	105.313	96.328	85.858	96.309
9	T	13.5654	13.8090	16.8069	22.7948	20.1045	87.0806
	S	92.280	104.872	108.600	107.710	89.532	100.831
10	T	13.5402	13.8203	17.0630	22.7682	20.1556	87.3473
	S	92.452	104.787	106.970	107.836	89.305	100.523
11	T	13.5988	13.7388	16.6683	22.9264	20.0289	86.9612
	S	92.054	105.408	109.503	107.092	89.870	100.969
12	T	13.7311	13.7167	17.1741	22.8631	20.4870	87.9720
	S	91.167	105.578	106.278	107.388	87.861	99.809

Event: Cooper Tires USF2000 Indy GP
Track: Indianapolis Motor Speedway RC
Report: Section Data Report
Session: Qualifications - Race 1

Rounds 7/8/9
2.439 mile(s)



USF2000 Championship
September 3, 2020

Section Data for Car 6 - Rasmussen, Christian

Lap	T/S	I6 to I8	I8 to SF	SF to I2	I2 to I4	I4 to I6	Lap
1	T	13.6949	13.7352	16.7928	22.6618	19.9271	86.8118
	S	91.408	105.436	108.691	108.342	90.329	101.143
2	T	13.3145	13.8967	16.7715	22.6951	19.8475	86.5253
	S	94.019	104.210	108.829	108.183	90.692	101.478
3	T	13.5189	13.6357	16.4998	22.6200	19.8670	86.1414
	S	92.598	106.205	110.621	108.542	90.603	101.930
4	T	13.5957	13.7451	16.5698	22.5397	19.8086	86.2589
	S	92.075	105.360	110.154	108.929	90.870	101.791
5	T	13.4918	13.6786	16.6263	22.5770	19.7642	86.1379
	S	92.784	105.872	109.780	108.749	91.074	101.934
6	T	13.4450	13.6939	16.5845	22.6768	19.8252	86.2254
	S	93.107	105.754	110.056	108.270	90.794	101.831
7	T	13.4627	13.7277	17.0974	23.4746	20.4866	88.2490
	S	92.984	105.493	106.755	104.591	87.862	99.496
8	T	13.3785	13.9667	16.6025	22.7269	19.7262	86.4008
	S	93.569	103.688	109.937	108.032	91.249	101.624
9	T	13.4411	13.7724	16.5526	25.1713	22.2103	91.1477
	S	93.134	105.151	110.268	97.541	81.043	96.332
10	T	17.4244	14.5524	17.4141	23.1588	20.1261	92.6758
	S	71.843	99.515	104.813	106.017	89.436	94.743
11	T	13.4316	13.7200	16.5912	22.7558	19.8917	86.3903
	S	93.199	105.553	110.012	107.895	90.490	101.636
12	T	13.5052	13.6520	16.5053	22.7034	19.9816	86.3475
	S	92.692	106.078	110.584	108.144	90.083	101.687
13	T	14.0719	13.7038	16.6289	22.8597	20.1604	87.4247
	S	88.959	105.677	109.762	107.404	89.284	100.434

Event: Cooper Tires USF2000 Indy GP
Track: Indianapolis Motor Speedway RC
Report: Section Data Report
Session: Qualifications - Race 1

Rounds 7/8/9
2.439 mile(s)



USF2000 Championship
September 3, 2020

Section Data for Car 7 - Bogle, Christian

Lap	T/S	I6 to I8	I8 to SF	SF to I2	I2 to I4	I4 to I6	Lap
1	T	13.8499	14.0381	17.5504	22.7793	20.9740	89.1917
	S	90.385	103.161	103.999	107.783	85.821	98.444
2	T	13.5366	13.8662	17.0734	24.1304	20.7369	89.3435
	S	92.477	104.440	106.905	101.748	86.802	98.277
3	T	13.5223	13.8621	17.9603	23.2025	20.1413	88.6885
	S	92.574	104.471	101.626	105.817	89.369	99.003
4	T	13.5123	13.8549	17.0704	22.8589	19.9797	87.2762
	S	92.643	104.525	106.924	107.408	90.091	100.605
5	T	13.5165	13.8930	17.3798	23.1546	20.1723	88.1162
	S	92.614	104.238	105.020	106.036	89.231	99.646
6	T	13.5399	13.8444	16.9453	22.9116	20.1259	87.3671
	S	92.454	104.604	107.713	107.161	89.437	100.500
7	T	13.6189	13.8696	16.7768	22.8917	20.1579	87.3149
	S	91.918	104.414	108.795	107.254	89.295	100.560
8	T	13.5244	13.9445	16.8396	23.0097	20.8538	88.1720
	S	92.560	103.853	108.389	106.704	86.315	99.583
9	T	13.5952	13.9611	16.9324			
	S	92.078	103.730	107.795			

Event: Cooper Tires USF2000 Indy GP
Track: Indianapolis Motor Speedway RC
Report: Section Data Report
Session: Qualifications - Race 1

Rounds 7/8/9
2.439 mile(s)

USF2000 Championship
September 3, 2020



Section Data for Car 8 - Dupell, Kyle

Lap	T/S I2 to I4	I4 to I6	Lap
1	T	31.3102	428.4966
	S	78.416	20.491

Event: Cooper Tires USF2000 Indy GP
Track: Indianapolis Motor Speedway RC
Report: Section Data Report
Session: Qualifications - Race 1

Rounds 7/8/9
2.439 mile(s)



USF2000 Championship
September 3, 2020

Section Data for Car 9 - Siegel, Nolan

Lap	T/S	I6 to I8	I8 to SF	SF to I2	I2 to I4	I4 to I6	Lap
1	T	13.7738	13.8197	16.9442	22.8216	20.0860	87.4453
	S	90.884	104.791	107.720	107.583	89.615	100.410
2	T	13.5269	13.7221	16.7870	22.6332	19.8561	86.5253
	S	92.543	105.536	108.729	108.479	90.652	101.478
3	T	13.5608	13.7433	16.6835	22.6477	19.8229	86.4582
	S	92.312	105.374	109.403	108.410	90.804	101.557
4	T	13.5815	13.7532	16.8428	22.6348	19.8411	86.6534
	S	92.171	105.298	108.368	108.471	90.721	101.328
5	T	13.6030	13.7773	16.7711	22.6309	19.8751	86.6574
	S	92.025	105.114	108.832	108.490	90.566	101.323
6	T	13.5166	13.8222	16.7043	22.6911	19.9098	86.6440
	S	92.613	104.772	109.267	108.202	90.408	101.339
7	T	13.5528	13.8552	17.0305	24.3337	20.3012	89.0734
	S	92.366	104.523	107.174	100.898	88.665	98.575
8	T	13.6234	13.7459	16.6448	22.6733	20.0762	86.7636
	S	91.887	105.354	109.658	108.287	89.658	101.199
9	T	13.6084	13.7763	16.8238	24.5991	20.1371	88.9447
	S	91.989	105.121	108.491	99.810	89.387	98.718
10	T	13.6181	13.8401	16.6907	22.6998	19.8090	86.6577
	S	91.923	104.637	109.356	108.161	90.868	101.323
11	T	13.6062	13.8579	16.6504	22.7362	19.9111	86.7618
	S	92.004	104.502	109.621	107.988	90.402	101.201
12	T	13.5634	13.7711	16.7717	23.8853	20.2786	88.2701
	S	92.294	105.161	108.828	102.792	88.764	99.472
13	T	13.5466	14.0610	17.3617	22.8083	20.0896	87.8672
	S	92.408	102.993	105.130	107.646	89.599	99.928

Event: Cooper Tires USF2000 Indy GP
Track: Indianapolis Motor Speedway RC
Report: Section Data Report
Session: Qualifications - Race 1

Rounds 7/8/9
2.439 mile(s)








USF2000 Championship
September 3, 2020

Section Data for Car

Report Support Information

Section Legend	
Name	Length
I6 to I8	0.347727 miles
I8 to SF	0.402273 miles
SF to I2	0.507008 miles
I2 to I4	0.682008 miles
I4 to I6	0.500000 miles
Lap	2.439000 miles

Color Legend	
	Fastest Lap
	Section Under Caution
	Section Under Green
	Section Time Data
	Section Speed Data

