

Event: Andersen Companies USF2000 GP at NJMP

Round 13/14/15

Track: New Jersey Motorsports Park

2.14 mile(s)

Report: Section Data Report

USF2000 Championship

Session: Qualifications - Race 1

October 10, 2020



Section Data for Car 1 - Campbell, Prescott (R)

Lap	T/SF to I1	I1 to I2	I2 to I3	I3 to SF	Lap	
1	T	22.1185	18.3233	25.8970	13.8065	80.1453
	S	98.889	96.301	84.513	113.287	96.125
2	T	21.0403	18.0997	25.4860	13.7624	78.3884
	S	103.956	97.490	85.876	113.650	98.280
3	T	20.9611	18.0492	25.3601	13.7218	78.0922
	S	104.349	97.763	86.302	113.986	98.653
4	T	20.8692	18.0170	25.4507	13.7167	78.0536
	S	104.809	97.938	85.995	114.028	98.701
5	T		19.8809	27.4934		260.8089
	S		88.756	79.606		29.539
6	T	21.2859	18.1785	28.5018	13.6897	81.6559
	S	102.757	97.068	76.789	114.253	94.347
7	T	20.9485	18.1395	25.3000	13.6477	78.0357
	S	104.412	97.276	86.507	114.605	98.724
8	T	20.7476	17.9211	25.2036	13.6693	77.5416
	S	105.423	98.462	86.838	114.424	99.353
9	T	20.7837	17.9457	25.3813	13.6772	77.7879
	S	105.240	98.327	86.230	114.358	99.039
10	T	21.2838	20.2355	28.0241	13.6955	83.2389
	S	102.767	87.200	78.098	114.205	92.553

Event: Andersen Companies USF2000 GP at NJMP

Round 13/14/15

Track: New Jersey Motorsports Park

2.14 mile(s)

Report: Section Data Report

USF2000 Championship

Session: Qualifications - Race 1

October 10, 2020



Section Data for Car 10 - Shields, Cameron

Lap	T/SF to I1	I1 to I2	I2 to I3	I3 to SF	Lap	
1	T	23.6728	19.6263	26.8617	14.0756	84.2364
	S	92.396	89.907	81.478	111.121	91.457
2	T	21.0769	18.0350	25.6269	13.7142	78.4530
	S	103.776	97.840	85.404	114.049	98.199
3	T	20.7600	17.9855	25.3251	13.7016	77.7722
	S	105.360	98.109	86.422	114.154	99.059
4	T	20.8631	17.8013	25.2473	13.7287	77.6404
	S	104.839	99.125	86.688	113.929	99.227
5	T	24.8286	19.4357	27.0615	13.7048	85.0306
	S	88.095	90.789	80.876	114.127	90.603
6	T	22.6011	21.9173	27.2271	13.6473	85.3928
	S	96.777	80.509	80.384	114.608	90.218
7	T	21.1726	19.2134	26.6896	13.6569	80.7325
	S	103.307	91.839	82.003	114.528	95.426
8	T	20.7131	17.9956	25.3853	13.6643	77.7583
	S	105.599	98.054	86.217	114.465	99.076

Event: Andersen Companies USF2000 GP at NJMP  
 Track: New Jersey Motorsports Park  
 Report: Section Data Report  
 Session: Qualifications - Race 1

Round 13/14/15  
 2.14 mile(s)  
 USF2000 Championship  
 October 10, 2020



Section Data for Car 11 - Christodoulou, Nico (R)

Lap	T/SF to I1	I1 to I2	I2 to I3	I3 to SF	Lap	
1	T	22.2160	19.4187	26.6758	13.9275	82.2380
	S	98.455	90.868	82.046	112.302	93.679
2	T	21.4116	18.2202	25.7813	13.7300	79.1431
	S	102.154	96.846	84.892	113.918	97.343
3	T	21.3511	18.2504	25.7908	13.6838	79.0761
	S	102.443	96.685	84.861	114.302	97.425
4	T	21.2256	18.0211	25.5025	13.6659	78.4151
	S	103.049	97.916	85.820	114.452	98.246
5	T	20.9838	17.9742	25.7278	13.6507	78.3365
	S	104.236	98.171	85.069	114.580	98.345
6	T	21.0657	18.0613	25.7540	13.6685	78.5495
	S	103.831	97.698	84.982	114.430	98.078
7	T		18.4441	26.9200		222.3422
	S		95.670	81.301		34.649
8	T	24.6434	23.0442	33.3140	13.7107	94.7123
	S	88.757	76.572	65.697	114.078	81.341

**Event:** Andersen Companies USF2000 GP at NJMP  
**Track:** New Jersey Motorsports Park  
**Report:** Section Data Report  
**Session:** Qualifications - Race 1

**Round 13/14/15**  
**2.14 mile(s)**

**USF2000 Championship**  
**October 10, 2020**



**Section Data for Car 16 - Pierson, Josh (R)**

Lap	T/SF to I1	I1 to I2	I2 to I3	I3 to SF	Lap	
1	T	21.6165	18.4713	26.0768	13.7919	79.9565
	S	101.185	95.529	83.930	113.406	96.352
2	T	21.2083	18.2696	25.6627	13.6960	78.8366
	S	103.133	96.584	85.285	114.201	97.721
3	T	21.0606	18.1699	25.6085	13.6355	78.4745
	S	103.856	97.114	85.465	114.707	98.172
4	T	21.0398	18.0852	25.5500	13.6261	78.3011
	S	103.959	97.568	85.661	114.786	98.389
5	T	21.3568	18.8428	25.9639	13.5801	79.7436
	S	102.416	93.646	84.295	115.175	96.610
6	T		19.0472	26.7538		213.0771
	S		92.641	81.807		36.156
7	T	21.1250	18.1140	25.5795	13.6476	78.4661
	S	103.540	97.413	85.562	114.606	98.183
8	T	20.9285	18.0145	25.6567	13.6390	78.2387
	S	104.512	97.951	85.305	114.678	98.468
9	T	20.9571	18.0887	25.5209	13.6227	78.1894
	S	104.369	97.550	85.759	114.815	98.530
10	T	20.8457	18.1234	25.6673	13.6344	78.2708
	S	104.927	97.363	85.269	114.717	98.428
11	T	21.0245	18.1725	25.6518	13.6522	78.5010
	S	104.034	97.100	85.321	114.567	98.139
12	T	21.0810	18.2756	26.9085	13.6262	79.8913
	S	103.756	96.552	81.336	114.786	96.431

Event: Andersen Companies USF2000 GP at NJMP

Round 13/14/15

Track: New Jersey Motorsports Park

2.14 mile(s)

Report: Section Data Report

USF2000 Championship

Session: Qualifications - Race 1

October 10, 2020



Section Data for Car 2 - Green, Josh (R)

Lap	T/SF to I1	I1 to I2	I2 to I3	I3 to SF	Lap	
1	T	21.1971	18.2616	25.5893	13.8382	78.8862
	S	103.187	96.626	85.529	113.027	97.660
2	T	20.9418	18.2246	25.4928	13.8167	78.4759
	S	104.445	96.822	85.853	113.203	98.170
3	T	20.8885	18.1935	25.6354	13.7988	78.5162
	S	104.712	96.988	85.376	113.350	98.120
4	T	20.9112	18.2079	25.5485	13.7834	78.4510
	S	104.598	96.911	85.666	113.476	98.201
5	T		19.2357	25.7552		191.4900
	S		91.733	84.978		40.232
6	T	21.3494	18.2624	25.5359	13.8031	78.9508
	S	102.451	96.622	85.708	113.314	97.580
7	T	20.8338	18.0534	25.5454	13.8032	78.2358
	S	104.987	97.740	85.676	113.314	98.472
8	T	20.6643	18.1028	25.5437	13.8013	78.1121
	S	105.848	97.474	85.682	113.329	98.627
9	T	20.6882	18.0928	25.7072	13.7872	78.2754
	S	105.726	97.527	85.137	113.445	98.422

**Event:** Andersen Companies USF2000 GP at NJMP  
**Track:** New Jersey Motorsports Park  
**Report:** Section Data Report  
**Session:** Qualifications - Race 1

Round 13/14/15

2.14 mile(s)



**USF2000 Championship**  
**October 10, 2020**

**Section Data for Car 21 - Sundaramoorthy, Yuven**

Lap	T/SF to I1	I1 to I2	I2 to I3	I3 to SF	Lap	
1	T	21.3527	18.1952	25.5820	13.6853	78.8152
	S	102.435	96.979	85.554	114.290	97.748
2	T	21.4115	18.7275	25.8412	13.6421	79.6223
	S	102.154	94.222	84.696	114.652	96.757
3	T	20.9222	18.0018	25.2501	13.6220	77.7961
	S	104.543	98.021	86.678	114.821	99.028
4	T	20.9419	17.9951	25.6113	13.6050	78.1533
	S	104.445	98.057	85.456	114.964	98.575
5	T	20.9318	18.0545	25.5601	13.6205	78.1669
	S	104.495	97.734	85.627	114.834	98.558
6	T	21.6677	18.6170	26.3101	13.6564	80.2512
	S	100.946	94.781	83.186	114.532	95.999

Event: Andersen Companies USF2000 GP at NJMP

Round 13/14/15

Track: New Jersey Motorsports Park

2.14 mile(s)

Report: Section Data Report

USF2000 Championship

Session: Qualifications - Race 1

October 10, 2020



Section Data for Car 22 - Barrichello, Eduardo

Lap	T/SF to I1	I1 to I2	I2 to I3	I3 to SF	Lap	
1	T	21.1688	17.9470	25.4541	13.6228	78.1927
	S	103.325	98.320	85.984	114.814	98.526
2	T	20.6751	17.8526	25.0818	13.5393	77.1488
	S	105.793	98.840	87.260	115.522	99.859
3	T	20.6439	17.8513	25.1391	13.5617	77.1960
	S	105.952	98.847	87.061	115.331	99.798
4	T	20.6738	17.8446	25.1932	13.6232	77.3348
	S	105.799	98.884	86.874	114.811	99.619
5	T	20.6280	17.8433	25.4080	13.6057	77.4850
	S	106.034	98.891	86.140	114.959	99.426

**Event:** Andersen Companies USF2000 GP at NJMP  
**Track:** New Jersey Motorsports Park  
**Report:** Section Data Report  
**Session:** Qualifications - Race 1

**Round 13/14/15**  
**2.14 mile(s)**

**USF2000 Championship**  
**October 10, 2020**



**Section Data for Car 23 - Round-Garrido, Matt**

Lap	T/SF to I1	I1 to I2	I2 to I3	I3 to SF	Lap	
1	T	21.5021	18.3388	25.4333	13.8526	79.1268
	S	101.724	96.219	86.054	112.910	97.363
2	T	20.9427	18.0549	25.4235	13.6593	78.0804
	S	104.441	97.732	86.087	114.507	98.668
3	T	20.8342	17.9636	25.5031	13.7076	78.0085
	S	104.985	98.229	85.818	114.104	98.758
4	T	20.9436	17.9573	25.2486	13.7461	77.8956
	S	104.436	98.263	86.683	113.784	98.902
5	T	20.8798	18.0249	25.3712	13.7006	77.9765
	S	104.755	97.895	86.265	114.162	98.799
6	T	20.9067	18.0287	25.4977	13.6719	78.1050
	S	104.621	97.874	85.837	114.402	98.636
7	T	20.8650	18.0247	25.6756	13.6842	78.2495
	S	104.830	97.896	85.242	114.299	98.454



**Event:** Andersen Companies USF2000 GP at NJMP  
**Track:** New Jersey Motorsports Park  
**Report:** Section Data Report  
**Session:** Qualifications - Race 1

**Round 13/14/15**  
**2.14 mile(s)**

**USF2000 Championship**  
**October 10, 2020**



**Section Data for Car 3 - Gold, Reece**

Lap	T/SF to I1	I1 to I2	I2 to I3	I3 to SF	Lap	
1	T	21.5999	18.1963	25.6955	13.7886	79.2803
	S	101.263	96.973	85.176	113.434	97.174
2	T	20.7870	17.9550	25.2741	13.7227	77.7388
	S	105.223	98.276	86.596	113.978	99.101
3	T	20.6579	17.8888	25.2170	13.6725	77.4362
	S	105.881	98.640	86.792	114.397	99.488
4	T	20.6515	17.9327	25.2406	13.6775	77.5023
	S	105.914	98.398	86.711	114.355	99.404
5	T		24.2825	29.3473		175.2671
	S		72.667	74.577		43.956
6	T	21.0553	17.8952	25.4109	13.7127	78.0741
	S	103.882	98.604	86.130	114.061	98.675
7	T	20.7023	17.9602	25.2492	13.6540	77.5657
	S	105.654	98.248	86.681	114.552	99.322
8	T	20.6089	17.8453	25.3570	13.7273	77.5385
	S	106.132	98.880	86.313	113.940	99.357
9	T	20.6803	17.8072	25.2702	13.7140	77.4717
	S	105.766	99.092	86.609	114.051	99.443
10	T	24.7316	22.1239	30.5170	13.6963	91.0688
	S	88.440	79.757	71.719	114.198	84.595
11	T	20.7587	18.3621	30.1737	13.7491	83.0436
	S	105.367	96.097	72.535	113.760	92.771

**Event:** Andersen Companies USF2000 GP at NJMP  
**Track:** New Jersey Motorsports Park  
**Report:** Section Data Report  
**Session:** Qualifications - Race 1

**Round 13/14/15**  
**2.14 mile(s)**

**USF2000 Championship**  
**October 10, 2020**



**Section Data for Car 4 - d'Orlando, Michael**

Lap	T/SF to I1	I1 to I2	I2 to I3	I3 to SF	Lap	
1	T	22.6245	18.2212	25.7179	14.2147	80.7783
	S	96.677	96.840	85.102	110.033	95.372
2	T	20.8109	18.0630	25.3814	13.6883	77.9436
	S	105.102	97.688	86.230	114.265	98.841
3	T	20.7186	17.9146	25.3935	13.7178	77.7445
	S	105.570	98.498	86.189	114.019	99.094
4	T	20.7969	17.9565	25.2977	13.7151	77.7662
	S	105.173	98.268	86.515	114.042	99.066
5	T		18.1800	25.3834		183.2550
	S		97.060	86.223		42.040
6	T	20.7715	17.9585	25.2502	13.6809	77.6611
	S	105.302	98.257	86.678	114.327	99.200
7	T	20.6365	17.8968	25.4132	13.6956	77.6421
	S	105.990	98.596	86.122	114.204	99.225
8	T	20.6429	18.0129	25.4813	13.7100	77.8471
	S	105.958	97.960	85.892	114.084	98.963
9	T		17.9933	25.4241		118.2971
	S		98.067	86.085		65.124
10	T	20.6622	18.0506	25.6158	13.6851	78.0137
	S	105.859	97.756	85.441	114.292	98.752
11	T	20.6416	18.0520	25.6008	13.7383	78.0327
	S	105.964	97.748	85.491	113.849	98.728

**Event:** Andersen Companies USF2000 GP at NJMP  
**Track:** New Jersey Motorsports Park  
**Report:** Section Data Report  
**Session:** Qualifications - Race 1

**Round 13/14/15**  
**2.14 mile(s)**  
**USF2000 Championship**  
**October 10, 2020**



**Section Data for Car 40 - Miller, Jack William**

Lap	T/SF to I1	I1 to I2	I2 to I3	I3 to SF	Lap	
1	T	22.1693	18.6883	26.3677	13.9562	81.1815
	S	98.662	94.420	83.004	112.071	94.898
2	T	21.9535	18.6261	26.5115	13.8475	80.9386
	S	99.632	94.735	82.554	112.951	95.183
3	T	21.2241	18.2749	25.7669	13.7530	79.0189
	S	103.056	96.556	84.940	113.727	97.496
4	T		19.9957	27.6694		231.1126
	S		88.246	79.100		33.334
5	T	21.5969	18.4218	25.8918	13.8445	79.7550
	S	101.277	95.786	84.530	112.976	96.596
6	T	21.0743	18.1182	25.3904	13.7778	78.3607
	S	103.789	97.391	86.199	113.523	98.315
7	T	20.8885	17.9429	25.3237	13.7243	77.8794
	S	104.712	98.342	86.426	113.965	98.922

**Event:** Andersen Companies USF2000 GP at NJMP  
**Track:** New Jersey Motorsports Park  
**Report:** Section Data Report  
**Session:** Qualifications - Race 1

**Round 13/14/15**  
**2.14 mile(s)**

**USF2000 Championship**  
**October 10, 2020**



**Section Data for Car 44 - Brooks, Christian (R)**

Lap	T/SF to I1	I1 to I2	I2 to I3	I3 to SF	Lap	
1	T	21.3637	18.2440	25.5005	13.7133	78.8215
	S	102.383	96.719	85.827	114.056	97.740
2	T	20.8771	17.9957	25.3932	13.6420	77.9080
	S	104.769	98.054	86.190	114.653	98.886
3	T	20.7051	17.9197	25.4334	13.5646	77.6228
	S	105.639	98.470	86.054	115.307	99.249
4	T	20.7296	17.9260	25.5418	13.6402	77.8376
	S	105.514	98.435	85.688	114.668	98.975
5	T		23.6151	28.2631		434.6983
	S		74.721	77.438		17.723
6	T	21.1229	17.9939	30.5587	13.6727	83.3482
	S	103.550	98.064	71.621	114.395	92.432
7	T	20.7588	17.9090	25.1540	13.6563	77.4781
	S	105.366	98.528	87.009	114.533	99.435
8	T	20.6223	17.9210	25.2158	13.6126	77.3717
	S	106.063	98.462	86.796	114.900	99.571
9	T	20.6366	17.9290	25.3228	13.6103	77.4987
	S	105.990	98.419	86.429	114.920	99.408
10	T	20.6246	17.9459	25.4126	13.6474	77.6305
	S	106.052	98.326	86.124	114.607	99.239

**Event:** Andersen Companies USF2000 GP at NJMP  
**Track:** New Jersey Motorsports Park  
**Report:** Section Data Report  
**Session:** Qualifications - Race 1

**Round 13/14/15**  
**2.14 mile(s)**



**USF2000 Championship**  
**October 10, 2020**

**Section Data for Car 5 - Brichacek, Wyatt (R)**

Lap	T/SF to I1	I1 to I2	I2 to I3	I3 to SF	Lap	
1	T	21.4822	18.5315	25.8398	13.8164	79.6699
	S	101.818	95.219	84.700	113.205	96.699
2	T	20.9590	18.1570	25.5893	13.8072	78.5125
	S	104.360	97.183	85.529	113.281	98.125
3	T	20.9259	18.1956	26.5320	13.7697	79.4232
	S	104.525	96.976	82.490	113.589	96.999
4	T	20.9351	18.1904	25.5806	13.7633	78.4694
	S	104.479	97.004	85.558	113.642	98.178
5	T	21.7012	18.2045	25.6076	13.8144	79.3277
	S	100.790	96.929	85.468	113.222	97.116
6	T	21.0353	18.3037	25.7554	13.8162	78.9106
	S	103.981	96.404	84.978	113.207	97.629
7	T	21.0095	18.1539	25.5760	13.8256	78.5650
	S	104.109	97.199	85.574	113.130	98.059
8	T	20.9448	18.0855	25.5045	13.8589	78.3937
	S	104.430	97.567	85.814	112.858	98.273
9	T	21.1472	18.1313	25.5644	13.8199	78.6628
	S	103.431	97.320	85.613	113.177	97.937
10	T	21.6573	18.6123	26.4800	13.7751	80.5247
	S	100.995	94.805	82.652	113.545	95.673

Event: Andersen Companies USF2000 GP at NJMP

Round 13/14/15

Track: New Jersey Motorsports Park

2.14 mile(s)

Report: Section Data Report

USF2000 Championship

Session: Qualifications - Race 1

October 10, 2020



Section Data for Car 6 - Rasmussen, Christian

Lap	T/SF to I1	I1 to I2	I2 to I3	I3 to SF	Lap	
1	T	20.9642	18.1763	25.4528	13.7095	78.3028
	S	104.334	97.079	85.988	114.088	98.387
2	T	20.7056	17.9652	25.3827	13.6320	77.6855
	S	105.637	98.220	86.226	114.737	99.169
3	T	20.5502	17.8379	25.2767	13.6468	77.3116
	S	106.436	98.921	86.587	114.612	99.649
4	T	20.4461	17.8617	25.2201	13.6715	77.1994
	S	106.978	98.789	86.781	114.405	99.794
5	T	20.5064	17.8231	25.3324	13.6630	77.3249
	S	106.663	99.003	86.397	114.476	99.632
6	T	20.5317	17.8904	25.3907	13.6507	77.4635
	S	106.531	98.631	86.198	114.580	99.453
7	T	23.3408	20.4198	27.7987	14.7891	86.3484
	S	93.710	86.413	78.732	105.760	89.220

Event: Andersen Companies USF2000 GP at NJMP

Round 13/14/15

Track: New Jersey Motorsports Park

2.14 mile(s)

Report: Section Data Report

USF2000 Championship

Session: Qualifications - Race 1

October 10, 2020



Section Data for Car 7 - Bogle, Christian

Lap	T/SF to I1	I1 to I2	I2 to I3	I3 to SF	Lap	
1	T	21.6924	18.3608	25.6508	13.8885	79.5925
	S	100.831	96.104	85.324	112.618	96.793
2	T	20.9807	18.4454	25.5760	13.7952	78.7973
	S	104.252	95.663	85.574	113.379	97.770
3	T	21.0496	18.1987	25.5471	13.7657	78.5611
	S	103.910	96.960	85.671	113.622	98.064
4	T	20.9938	18.1794	25.5724	13.8192	78.5648
	S	104.187	97.063	85.586	113.182	98.059
5	T	20.9175	18.1240	25.5186	13.7875	78.3476
	S	104.567	97.360	85.766	113.443	98.331
6	T	21.4492	19.6936	30.0308	13.8524	85.0260
	S	101.975	89.600	72.880	112.911	90.608

**Event:** Andersen Companies USF2000 GP at NJMP  
**Track:** New Jersey Motorsports Park  
**Report:** Section Data Report  
**Session:** Qualifications - Race 1

**Round 13/14/15**  
**2.14 mile(s)**  
**USF2000 Championship**  
**October 10, 2020**



**Section Data for Car 8 - Dupell, Kyle**

Lap	T/SF to I1	I1 to I2	I2 to I3	I3 to SF	Lap	
1	T	21.3550	18.2641	25.7052	13.7754	79.0997
	S	102.424	96.613	85.144	113.542	97.396
2	T	20.9949	18.1428	25.7829	13.7479	78.6685
	S	104.181	97.259	84.887	113.769	97.930
3	T	21.0659	18.1197	25.4560	13.7263	78.3679
	S	103.830	97.383	85.977	113.948	98.306
4	T	21.0247	18.3978	26.8798	13.7703	80.0726
	S	104.033	95.911	81.423	113.584	96.213
5	T		18.3094	25.7747		228.1619
	S		96.374	84.914		33.765
6	T	20.8583	18.0783	25.5578	13.8076	78.3020
	S	104.863	97.606	85.635	113.278	98.388
7	T	20.8785	18.0526	25.5826	13.7838	78.2975
	S	104.762	97.745	85.552	113.473	98.394
8	T	23.9293	24.0041	28.1916	13.7419	89.8669
	S	91.406	73.510	77.634	113.819	85.727
9	T	21.0421	18.1358	26.1839	13.7644	79.1262
	S	103.947	97.296	83.587	113.633	97.363



**Event:** Andersen Companies USF2000 GP at NJMP  
**Track:** New Jersey Motorsports Park  
**Report:** Section Data Report  
**Session:** Qualifications - Race 1

**Round 13/14/15**  
**2.14 mile(s)**  
**USF2000 Championship**  
**October 10, 2020**



**Section Data for Car 9 - Siegel, Nolan**

Lap	T/SF to I1	I1 to I2	I2 to I3	I3 to SF	Lap	
1	T	21.1810	18.1751	25.5319	13.7909	78.6789
	S	103.266	97.086	85.722	113.415	97.917
2	T	20.7762	18.0273	25.4927	13.7270	78.0232
	S	105.278	97.882	85.853	113.943	98.740
3	T	20.7961	17.9897	25.5006	13.7092	77.9956
	S	105.177	98.086	85.827	114.091	98.775
4	T	20.6741	17.9688	25.4913	13.7413	77.8755
	S	105.798	98.201	85.858	113.824	98.927
5	T	21.5174	19.0485	25.8591	13.7060	80.1310
	S	101.651	92.634	84.637	114.117	96.143
6	T	20.5910	18.0291	25.6665	13.7368	78.0234
	S	106.225	97.872	85.272	113.861	98.740
7	T	21.3028	18.5866	26.6248	13.7274	80.2416
	S	102.675	94.936	82.203	113.939	96.010
8	T		19.2984	26.3207		372.5324
	S		91.435	83.153		20.680
9	T	20.9210	18.1231	25.4731	13.7252	78.2424
	S	104.549	97.364	85.920	113.958	98.463
10	T	20.7654	17.9632	25.4988	13.6929	77.9203
	S	105.333	98.231	85.833	114.226	98.870
11	T	21.2939	18.5590	27.4950	13.7339	
	S	102.718	95.078	79.601	113.885	

**Event:** Andersen Companies USF2000 GP at NJMP  
**Track:** New Jersey Motorsports Park  
**Report:** Section Data Report  
**Session:** Qualifications - Race 1

**Round 13/14/15**  
**2.14 mile(s)**








**USF2000 Championship**  
**October 10, 2020**

**Section Data for Car**

**Report Support Information**

Section Legend	
Name	Length
SF to I1	0.607576 miles
I1 to I2	0.490152 miles
I2 to I3	0.607955 miles
I3 to SF	0.434470 miles
Lap	2.140000 miles
SFP to I1	0.607576 miles
I3 to SFP	0.434470 miles

Color Legend	
	Fastest Lap
	Section Under Caution
	Section Under Green
	Section Time Data
	Section Speed Data

