

**Event:** USF2000 Grand Prix of Mid-Ohio  
**Track:** Mid-Ohio Sports Car Course  
**Report:** Section Data Report  
**Session:** Qualifications - Race 2

**Round 3 / 4 / 5**  
**2.258 mile(s)**  
**USF2000 Championship**  
**July 30, 2020**



**Section Data for Car 1 - Campbell, Prescott (R)**

Lap	T/S I6 to SF	SF to I4	I4 to I6	Lap	
1	T	21.1485	37.8452	32.5756	91.5693
	S	83.920	102.097	76.459	88.772
2	T	20.1600	37.1680	29.5940	86.9220
	S	88.034	103.957	84.162	93.518
3	T			32.1050	221.2650
	S			77.579	36.738
4	T	21.2756	41.3496	30.6427	93.2679
	S	83.418	93.444	81.281	87.155
5	T	19.2991	36.2160	29.5146	85.0297
	S	91.961	106.689	84.388	95.600
6	T	19.1911	36.0903	28.5952	83.8766
	S	92.479	107.061	87.101	96.914
7	T	19.1649	36.0084	28.4609	83.6342
	S	92.605	107.305	87.512	97.195
8	T	19.0638	35.7623	28.1015	82.9276
	S	93.096	108.043	88.632	98.023
9	T	18.9604	35.6358	28.1959	82.7921
	S	93.604	108.426	88.335	98.183
10	T	18.8800	35.5853	27.9261	82.3914
	S	94.003	108.580	89.188	98.661

**Event:** USF2000 Grand Prix of Mid-Ohio  
**Track:** Mid-Ohio Sports Car Course  
**Report:** Section Data Report  
**Session:** Qualifications - Race 2

Round 3 / 4 / 5  
 2.258 mile(s)  
 USF2000 Championship  
 July 30, 2020



**Section Data for Car 12 - Porto, Kiko (R)**

Lap	T/S I6 to SF	SF to I4	I4 to I6	Lap	
1	T	20.9193	39.5915	31.3320	91.8428
	S	84.839	97.593	79.493	88.508
2	T	20.2903	37.3758	29.4417	87.1078
	S	87.469	103.379	84.597	93.319
3	T	19.8310	36.7491	29.3168	85.8969
	S	89.495	105.142	84.957	94.634
4	T	19.6602	36.3789	29.0542	85.0933
	S	90.272	106.212	85.725	95.528
5	T	19.3861	36.3841	28.8341	84.6043
	S	91.549	106.196	86.380	96.080
6	T	19.3454	36.2595	28.9681	84.5730
	S	91.741	106.561	85.980	96.116
7	T	19.3466	36.1783	28.5332	84.0581
	S	91.736	106.801	87.291	96.705
8	T	19.1248	36.0212	28.3140	83.4600
	S	92.800	107.266	87.966	97.398
9	T	18.9911	35.7395	28.2467	82.9773
	S	93.453	108.112	88.176	97.964
10	T	18.8814	35.7720	28.0777	82.7311
	S	93.996	108.014	88.707	98.256
11	T	18.8182	35.7370	27.8655	82.4207
	S	94.312	108.119	89.382	98.626
12	T	18.8438	37.1836	33.5452	
	S	94.183	103.913	74.249	

**Event:** USF2000 Grand Prix of Mid-Ohio  
**Track:** Mid-Ohio Sports Car Course  
**Report:** Section Data Report  
**Session:** Qualifications - Race 2

**Round 3 / 4 / 5**  
**2.258 mile(s)**  
**USF2000 Championship**  
**July 30, 2020**



**Section Data for Car 16 - Pierson, Josh (R)**

Lap	T/S I6 to SF	SF to I4	I4 to I6	Lap	
1	T	21.3612	38.4764	30.6824	90.5200
	S	83.084	100.422	81.176	89.801
2	T	20.4874	37.6211	30.3182	88.4267
	S	86.628	102.705	82.151	91.927
3	T	20.1514	37.1561	29.8322	87.1397
	S	88.072	103.990	83.490	93.285
4	T	19.9249	36.8706	29.3559	86.1514
	S	89.073	104.795	84.844	94.355
5	T	19.5476	36.5892	29.3170	85.4538
	S	90.792	105.601	84.957	95.125
6	T	19.6430	36.5707	28.9061	85.1198
	S	90.351	105.655	86.165	95.498
7	T	19.3536	36.6074	28.7875	84.7485
	S	91.702	105.549	86.520	95.917
8	T	19.5284	36.3699	28.6063	84.5046
	S	90.882	106.238	87.068	96.194
9	T	19.3609	36.2181	28.5030	84.0820
	S	91.668	106.683	87.383	96.677
10	T	19.1950	36.3868	28.4413	84.0231
	S	92.460	106.189	87.573	96.745
11	T	19.1601	36.1610	28.3314	83.6525
	S	92.629	106.852	87.912	97.173
12	T	19.0862	36.2500	28.1643	83.5005
	S	92.987	106.589	88.434	97.350
13	T	19.1054	46.3206	35.4378	
	S	92.894	83.416	70.283	

**Event:** USF2000 Grand Prix of Mid-Ohio  
**Track:** Mid-Ohio Sports Car Course  
**Report:** Section Data Report  
**Session:** Qualifications - Race 2

**Round 3 / 4 / 5**  
**2.258 mile(s)**  
**USF2000 Championship**  
**July 30, 2020**



**Section Data for Car 18 - Garg, Bijoy (R)**

Lap	T/S I6 to SF	SF to I4	I4 to I6	Lap	
1	T	21.3439	38.4238	30.9427	90.7104
	S	83.151	100.559	80.493	89.613
2	T	19.7011	36.4702	29.2618	85.4331
	S	90.085	105.946	85.117	95.148
3	T	19.5756	36.2452	29.5363	85.3571
	S	90.662	106.603	84.326	95.233
4	T	19.3185	36.4072	28.8508	84.5765
	S	91.869	106.129	86.330	96.112
5	T	19.1652	36.0760	28.9855	84.2267
	S	92.604	107.103	85.929	96.511
6	T	19.0852	35.9191	28.6464	83.6507
	S	92.992	107.571	86.946	97.176
7	T	19.0960	35.6926	28.4355	83.2241
	S	92.940	108.254	87.591	97.674
8	T	18.9375	35.6695	28.3571	82.9641
	S	93.717	108.324	87.833	97.980
9	T	20.6974	36.2218	28.4765	
	S	85.749	106.672	87.464	

**Event:** USF2000 Grand Prix of Mid-Ohio  
**Track:** Mid-Ohio Sports Car Course  
**Report:** Section Data Report  
**Session:** Qualifications - Race 2

**Round 3 / 4 / 5**  
**2.258 mile(s)**  
**USF2000 Championship**  
**July 30, 2020**



**Section Data for Car 2 - Green, Josh (R)**

Lap	T/S I6 to SF	SF to I4	I4 to I6	Lap	
1	T	19.8719	37.0086	29.1448	86.0253
	S	89.311	104.404	85.459	94.493
2	T	19.2466	36.4983	28.9437	84.6886
	S	92.212	105.864	86.053	95.985
3	T	19.1238	36.1596	28.6148	83.8982
	S	92.804	106.856	87.042	96.889
4	T	19.0082	36.2182	28.5408	83.7672
	S	93.369	106.683	87.267	97.040
5	T	18.9951	36.0105	28.4941	83.4997
	S	93.433	107.298	87.410	97.351
6	T	20.9207	36.0905	30.2023	87.2135
	S	84.833	107.060	82.467	93.206
7	T	18.9433	35.7672	28.0599	82.7704
	S	93.689	108.028	88.763	98.209
8	T	18.8650	35.6301	27.9826	82.4777
	S	94.078	108.444	89.008	98.558
9	T	18.6959	35.7018	27.8828	82.2805
	S	94.928	108.226	89.327	98.794
10	T	18.6589	35.6030	28.3067	
	S	95.117	108.526	87.989	

**Event:** USF2000 Grand Prix of Mid-Ohio  
**Track:** Mid-Ohio Sports Car Course  
**Report:** Section Data Report  
**Session:** Qualifications - Race 2

**Round 3 / 4 / 5**  
**2.258 mile(s)**  
**USF2000 Championship**  
**July 30, 2020**



**Section Data for Car 20 - Shields, Cameron**

Lap	T/S	I6 to SF	SF to I4	I4 to I6	Lap
1	T	21.7217	39.3062	31.2391	92.2670
	S	81.705	98.302	79.730	88.101
2	T	20.3247	37.0037	29.5406	86.8690
	S	87.321	104.418	84.314	93.575
3	T	19.8977	36.6617	29.2243	85.7837
	S	89.195	105.392	85.226	94.759
4	T	19.5423	36.3188	28.7788	84.6399
	S	90.817	106.387	86.546	96.040
5	T	19.4527	36.2206	28.5923	84.2656
	S	91.235	106.676	87.110	96.466
6	T	19.2077	36.0158	28.9994	84.2229
	S	92.399	107.282	85.887	96.515
7	T	19.9013	42.1711	29.6770	91.7494
	S	89.179	91.623	83.926	88.598
8	T	19.2262	35.9411	28.3692	83.5365
	S	92.310	107.505	87.795	97.308
9	T	19.1323	35.8285	28.1009	83.0617
	S	92.763	107.843	88.634	97.865
10	T	18.9690	35.8525	27.9901	82.8116
	S	93.562	107.771	88.984	98.160
11	T	19.0545	35.7544	27.9073	82.7162
	S	93.142	108.067	89.248	98.273
12	T	18.8809	35.6826	28.3870	
	S	93.998	108.284	87.740	

**Event:** USF2000 Grand Prix of Mid-Ohio  
**Track:** Mid-Ohio Sports Car Course  
**Report:** Section Data Report  
**Session:** Qualifications - Race 2

**Round 3 / 4 / 5**  
**2.258 mile(s)**  
**USF2000 Championship**  
**July 30, 2020**



**Section Data for Car 21 - Sundaramoorthy, Yuven**

Lap	T/S I6 to SF	SF to I4	I4 to I6	Lap	
1	T	21.0542	38.3521	31.3907	90.7970
	S	84.295	100.747	79.345	89.527
2	T	20.7088	37.1947	29.8639	87.7674
	S	85.701	103.882	83.401	92.618
3	T			29.5121	350.4344
	S			84.395	23.196
4	T	19.4505	36.1973	28.6691	84.3169
	S	91.246	106.745	86.877	96.408
5	T	19.1587	35.9321	28.3007	83.3915
	S	92.635	107.532	88.008	97.478
6	T	19.0153	35.7366	28.1872	82.9391
	S	93.334	108.121	88.362	98.009
7	T	19.0807	35.7416	27.9250	82.7473
	S	93.014	108.106	89.192	98.236
8	T	18.8399	35.6250	27.8131	82.2780
	S	94.203	108.459	89.551	98.797
9	T	18.7726	35.7508	27.9886	82.5120
	S	94.541	108.078	88.989	98.517
10	T	19.6637	35.9983	29.9810	
	S	90.256	107.335	83.075	

**Event:** USF2000 Grand Prix of Mid-Ohio  
**Track:** Mid-Ohio Sports Car Course  
**Report:** Section Data Report  
**Session:** Qualifications - Race 2

**Round 3 / 4 / 5**  
**2.258 mile(s)**  
**USF2000 Championship**  
**July 30, 2020**



**Section Data for Car 22 - Barrichello, Eduardo**

Lap	T/S I6 to SF	SF to I4	I4 to I6	Lap	
1	T	21.0687	38.2901	30.5737	89.9325
	S	84.237	100.910	81.465	90.388
2	T	20.1833	37.2357	29.4809	86.8999
	S	87.933	103.768	84.485	93.542
3	T	19.6452	38.1016	30.8876	88.6344
	S	90.341	101.409	80.637	91.712
4	T			30.7723	260.4371
	S			80.939	31.212
5	T	19.4949	37.1232	28.8288	85.4469
	S	91.038	104.082	86.396	95.133
6	T	19.1949	35.9987	28.4521	83.6457
	S	92.461	107.333	87.539	97.181
7	T	19.0486	35.9095	28.2805	83.2386
	S	93.171	107.600	88.071	97.657
8	T	19.0332	35.8835	28.0209	82.9376
	S	93.246	107.678	88.887	98.011
9	T	18.8923	35.7157	27.9834	82.5914
	S	93.942	108.184	89.006	98.422
10	T	18.7842	35.6209	27.7641	
	S	94.482	108.472	89.709	



**Event:** USF2000 Grand Prix of Mid-Ohio  
**Track:** Mid-Ohio Sports Car Course  
**Report:** Section Data Report  
**Session:** Qualifications - Race 2

**Round 3 / 4 / 5**  
**2.258 mile(s)**  
**USF2000 Championship**  
**July 30, 2020**



**Section Data for Car 23 - Round-Garrido, Matt**

Lap	T/S I6 to SF	SF to I4	I4 to I6	Lap	
1	T	20.9383	38.0687	29.7822	88.7892
	S	84.762	101.497	83.630	91.552
2	T	20.1040	36.7782	29.0329	85.9151
	S	88.280	105.059	85.788	94.614
3	T			41.1566	357.1645
	S			60.517	22.759
4	T	19.8026	36.6857	28.3818	84.8701
	S	89.623	105.323	87.756	95.779
5	T	19.2768	36.0185	28.0808	83.3761
	S	92.068	107.274	88.697	97.496
6	T	19.0854	35.7054	27.9241	82.7149
	S	92.991	108.215	89.195	98.275
7	T	19.0423	35.7052	27.8154	82.5629
	S	93.202	108.216	89.543	98.456
8	T	18.8603	35.5780	27.7646	82.2029
	S	94.101	108.603	89.707	98.887
9	T	18.8825	35.3550	28.8305	
	S	93.990	109.288	86.391	

**Event:** USF2000 Grand Prix of Mid-Ohio  
**Track:** Mid-Ohio Sports Car Course  
**Report:** Section Data Report  
**Session:** Qualifications - Race 2

Round 3 / 4 / 5  
 2.258 mile(s)  
**USF2000 Championship**  
**July 30, 2020**



**Section Data for Car 27 - Ori, Ayrton (R)**

Lap	T/S	I6 to SF	SF to I4	I4 to I6	Lap
1	T	21.7116	39.8221	31.1008	92.6345
	S	81.743	97.028	80.084	87.751
2	T	20.3602	37.2303	29.5160	87.1065
	S	87.169	103.783	84.384	93.320
3	T	19.7979	36.6772	29.2572	85.7323
	S	89.644	105.348	85.131	94.816
4	T	19.5456	36.6382	29.2780	85.4618
	S	90.802	105.460	85.070	95.116
5	T	19.6508	36.4908	29.1023	85.2439
	S	90.316	105.886	85.584	95.359
6	T	19.4957	36.3824	28.7073	84.5854
	S	91.034	106.201	86.761	96.102
7	T	19.4744	39.1412	30.7025	89.3181
	S	91.134	98.716	81.123	91.010
8	T	19.3876	36.0218	28.3880	83.7974
	S	91.542	107.265	87.737	97.005
9	T	19.4516	35.9988	29.1505	84.6009
	S	91.240	107.333	85.442	96.084
10	T	19.1021	38.6468	30.3423	88.0912
	S	92.910	99.979	82.086	92.277
11	T	19.1516	35.8537	28.1747	83.1800
	S	92.670	107.768	88.401	97.725
12	T	19.0117	35.8005	29.4232	
	S	93.352	107.928	84.650	

**Event:** USF2000 Grand Prix of Mid-Ohio  
**Track:** Mid-Ohio Sports Car Course  
**Report:** Section Data Report  
**Session:** Qualifications - Race 2

**Round 3 / 4 / 5**  
**2.258 mile(s)**  
**USF2000 Championship**  
**July 30, 2020**



**Section Data for Car 3 - Gold, Reece**

Lap	T/S I6 to SF	SF to I4	I4 to I6	Lap	
1	T	22.1516	36.9064	29.0582	88.1162
	S	80.119	104.694	85.714	92.251
2	T	19.2977	35.9921	28.5440	83.8338
	S	91.968	107.353	87.258	96.963
3	T	19.0569	35.9417	28.2838	83.2824
	S	93.130	107.504	88.060	97.605
4	T	18.9324	35.7831	28.2535	82.9690
	S	93.743	107.980	88.155	97.974
5	T	19.0951	35.7554	28.0772	82.9277
	S	92.944	108.064	88.708	98.023
6	T	19.0583	35.5610	27.9922	82.6115
	S	93.123	108.655	88.978	98.398
7	T	18.7683	36.6739	33.7830	89.2252
	S	94.562	105.357	73.726	91.104
8	T	18.8758	35.4273	27.8677	82.1708
	S	94.024	109.065	89.375	98.926
9	T	18.7175	35.3164	27.7300	81.7639
	S	94.819	109.407	89.819	99.418
10	T	18.6051	35.5194	31.2085	
	S	95.392	108.782	79.808	

**Event:** USF2000 Grand Prix of Mid-Ohio  
**Track:** Mid-Ohio Sports Car Course  
**Report:** Section Data Report  
**Session:** Qualifications - Race 2

**Round 3 / 4 / 5**  
**2.258 mile(s)**  
**USF2000 Championship**  
**July 30, 2020**



**Section Data for Car 4 - d'Orlando, Michael**

Lap	T/S I6 to SF	SF to I4	I4 to I6	Lap	
1	T	19.9798	36.9543	29.3022	86.2363
	S	88.828	104.558	85.000	94.262
2	T	19.4421	36.2306	29.3626	85.0353
	S	91.285	106.646	84.825	95.593
3	T	19.3127	35.9968	28.6586	83.9681
	S	91.897	107.339	86.909	96.808
4	T	19.1058	35.8828	28.5776	83.5662
	S	92.892	107.680	87.155	97.274
5	T	19.0185	35.8335	28.3105	83.1625
	S	93.318	107.828	87.977	97.746
6	T	18.9187	35.7670	28.1422	82.8279
	S	93.811	108.029	88.503	98.141
7	T	18.8513	35.6966	28.2504	82.7983
	S	94.146	108.242	88.164	98.176
8	T	19.1788	39.7291	28.4489	87.3568
	S	92.538	97.255	87.549	93.053
9	T	19.0947	38.6259	28.3749	86.0955
	S	92.946	100.033	87.778	94.416
10	T	18.7395	35.3930	30.3949	
	S	94.708	109.170	81.944	

**Event:** USF2000 Grand Prix of Mid-Ohio  
**Track:** Mid-Ohio Sports Car Course  
**Report:** Section Data Report  
**Session:** Qualifications - Race 2

Round 3 / 4 / 5  
 2.258 mile(s)  
**USF2000 Championship**  
**July 30, 2020**



**Section Data for Car 40 - Miller, Jack William**

Lap	T/S I6 to SF	SF to I4	I4 to I6	Lap	
1	T	21.2575	38.0467	30.4392	89.7434
	S	83.489	101.556	81.825	90.578
2	T	20.4131	37.2310	29.9765	87.6206
	S	86.943	103.781	83.088	92.773
3	T	19.9119	36.8693	29.4586	86.2398
	S	89.131	104.799	84.549	94.258
4	T	19.5533	37.0374	29.3131	85.9038
	S	90.766	104.323	84.968	94.627
5	T	19.5231	36.6039	28.9248	85.0518
	S	90.906	105.559	86.109	95.575
6	T	19.2970	36.2265	28.5750	84.0985
	S	91.971	106.658	87.163	96.658
7	T	19.1503	36.1186	28.6266	83.8955
	S	92.676	106.977	87.006	96.892
8	T	19.0444	35.9393	28.3314	83.3151
	S	93.191	107.511	87.912	97.567
9	T	18.9598	35.8073	28.0968	82.8639
	S	93.607	107.907	88.646	98.098
10	T	18.9387	35.7816	28.0563	82.7766
	S	93.711	107.985	88.774	98.202
11	T	18.8146	35.6359	27.8581	82.3086
	S	94.330	108.426	89.406	98.760
12	T	18.7963	35.5430	27.9155	82.2548
	S	94.421	108.710	89.222	98.825

**Event:** USF2000 Grand Prix of Mid-Ohio  
**Track:** Mid-Ohio Sports Car Course  
**Report:** Section Data Report  
**Session:** Qualifications - Race 2

**Round 3 / 4 / 5**  
**2.258 mile(s)**  
**USF2000 Championship**  
**July 30, 2020**



**Section Data for Car 41 - Kaeser, Max (R)**

Lap	T/S I6 to SF	SF to I4	I4 to I6	Lap	
1	T	21.7237	38.7139	30.7891	91.2267
	S	81.698	99.806	80.895	89.105
2	T	20.4927	37.5984	30.0364	88.1275
	S	86.605	102.767	82.922	92.239
3	T	20.1254	37.0814	29.6713	86.8781
	S	88.186	104.200	83.942	93.566
4	T	19.8660	36.7579	29.5246	86.1485
	S	89.337	105.117	84.360	94.358
5	T	19.6023	36.7065	29.5221	85.8309
	S	90.539	105.264	84.367	94.707
6	T	19.7145	36.6655	29.4164	85.7964
	S	90.024	105.381	84.670	94.745
7	T	19.5054	36.6776	29.2133	85.3963
	S	90.989	105.347	85.258	95.189
8	T	19.4441	36.2869	29.1313	84.8623
	S	91.276	106.481	85.498	95.788
9	T	19.4067	36.2302	28.7777	84.4146
	S	91.452	106.648	86.549	96.296
10	T	19.2116	36.1647	28.5112	83.8875
	S	92.380	106.841	87.358	96.901
11	T	19.0640	36.0255	28.4145	83.5040
	S	93.096	107.254	87.655	97.346
12	T	18.9399	36.0715	28.2404	83.2518
	S	93.705	107.117	88.196	97.641
13	T	19.6865	43.3259	35.1408	
	S	90.152	89.181	70.877	

**Event:** USF2000 Grand Prix of Mid-Ohio  
**Track:** Mid-Ohio Sports Car Course  
**Report:** Section Data Report  
**Session:** Qualifications - Race 2

**Round 3 / 4 / 5**  
**2.258 mile(s)**  
**USF2000 Championship**  
**July 30, 2020**



**Section Data for Car 44 - Brooks, Christian (R)**

Lap	T/S I6 to SF	SF to I4	I4 to I6	Lap	
1	T	20.9459	38.1111	30.2799	89.3369
	S	84.731	101.384	82.255	90.990
2	T	20.1656	37.2092	29.4666	86.8414
	S	88.010	103.842	84.526	93.605
3	T			33.1062	411.3114
	S			75.233	19.763
4	T	20.3082	37.9218	31.4397	89.6697
	S	87.392	101.890	79.221	90.653
5	T	19.4278	36.2186	28.4639	84.1103
	S	91.352	106.682	87.503	96.645
6	T	19.0189	35.8981	28.0647	82.9817
	S	93.316	107.634	88.748	97.959
7	T	18.8164	35.7046	27.9513	82.4723
	S	94.321	108.218	89.108	98.564
8	T	18.6680	35.5119	27.8684	82.0483
	S	95.070	108.805	89.373	99.073

**Event:** USF2000 Grand Prix of Mid-Ohio  
**Track:** Mid-Ohio Sports Car Course  
**Report:** Section Data Report  
**Session:** Qualifications - Race 2

**Round 3 / 4 / 5**  
**2.258 mile(s)**  
**USF2000 Championship**  
**July 30, 2020**



**Section Data for Car 5 - Brichacek, Wyatt (R)**

Lap	T/S I6 to SF	SF to I4	I4 to I6	Lap	
1	T	21.3490	37.9599	31.0479	90.3568
	S	83.131	101.788	80.221	89.963
2	T	19.8634	38.2842	29.4888	87.6364
	S	89.349	100.926	84.462	92.756
3	T	19.4299	36.2568	29.0508	84.7375
	S	91.342	106.569	85.735	95.929
4	T	20.0254	36.9312	29.1625	86.1191
	S	88.626	104.623	85.407	94.390
5	T	19.3750	36.1330	28.4797	83.9877
	S	91.601	106.934	87.455	96.786
6	T	19.2218	35.7783	28.3026	83.3027
	S	92.331	107.995	88.002	97.581
7	T	19.0126	35.7608	28.0812	82.8546
	S	93.347	108.047	88.696	98.109
8	T	19.0075	35.6648	28.0507	82.7230
	S	93.372	108.338	88.792	98.265
9	T	18.9103	35.8295	27.8459	
	S	93.852	107.840	89.445	



**Event:** USF2000 Grand Prix of Mid-Ohio  
**Track:** Mid-Ohio Sports Car Course  
**Report:** Section Data Report  
**Session:** Qualifications - Race 2

**Round 3 / 4 / 5**  
**2.258 mile(s)**  
**USF2000 Championship**  
**July 30, 2020**



**Section Data for Car 6 - Rasmussen, Christian**

Lap	T/S I6 to SF	SF to I4	I4 to I6	Lap	
1	T	21.2757	38.1032	29.9619	89.3408
	S	83.418	101.405	83.128	90.986
2	T	19.2813	35.9290	28.6653	83.8756
	S	92.046	107.542	86.888	96.915
3	T	18.9474	35.7847	28.5135	83.2456
	S	93.668	107.975	87.351	97.648
4	T	18.9854	35.6156	28.1592	82.7602
	S	93.481	108.488	88.450	98.221
5	T	18.7731	35.5092	28.0761	82.3584
	S	94.538	108.813	88.712	98.700
6	T	18.7604	35.2699	27.8692	81.8995
	S	94.602	109.551	89.370	99.253
7	T	18.7332	35.4067	27.7408	81.8807
	S	94.739	109.128	89.784	99.276
8	T	18.7993	35.3837	27.7025	81.8855
	S	94.406	109.199	89.908	99.270
9	T	18.5792	35.1868	27.6412	81.4072
	S	95.525	109.810	90.108	99.854

**Event:** USF2000 Grand Prix of Mid-Ohio  
**Track:** Mid-Ohio Sports Car Course  
**Report:** Section Data Report  
**Session:** Qualifications - Race 2

**Round 3 / 4 / 5**  
**2.258 mile(s)**  
**USF2000 Championship**  
**July 30, 2020**



**Section Data for Car 7 - Bogle, Christian**

Lap	T/S I6 to SF	SF to I4	I4 to I6	Lap	
1	T	21.3000	38.3610	31.0075	90.6685
	S	83.323	100.724	80.325	89.654
2	T	19.6971	36.4178	28.9873	85.1022
	S	90.103	106.098	85.923	95.518
3	T	19.2991	36.3197	28.9992	84.6180
	S	91.961	106.385	85.888	96.065
4	T	19.2190	36.0042	28.7364	83.9596
	S	92.345	107.317	86.673	96.818
5	T	19.1735	36.0034	28.5761	83.7530
	S	92.564	107.319	87.160	97.057
6	T	19.0230	35.7287	28.2988	83.0505
	S	93.296	108.145	88.014	97.878
7	T	18.9553	35.6514	28.0220	82.6287
	S	93.629	108.379	88.883	98.377
8	T	18.7699	35.5894	27.9363	82.2956
	S	94.554	108.568	89.156	98.776
9	T	18.7776	35.5395	27.8836	
	S	94.515	108.720	89.324	

**Event:** USF2000 Grand Prix of Mid-Ohio  
**Track:** Mid-Ohio Sports Car Course  
**Report:** Section Data Report  
**Session:** Qualifications - Race 2

**Round 3 / 4 / 5**  
**2.258 mile(s)**  
**USF2000 Championship**  
**July 30, 2020**



**Section Data for Car 8 - Dupell, Kyle**

Lap	T/S I6 to SF	SF to I4	I4 to I6	Lap	
1	T	20.2117	36.9169	29.2405	86.3691
	S	87.809	104.664	85.179	94.117
2	T	19.3924	36.4618	29.2981	85.1523
	S	91.519	105.970	85.012	95.462
3	T	19.5127	36.5217	28.7922	84.8266
	S	90.955	105.796	86.505	95.828
4	T	19.0688	36.1358	28.7238	83.9284
	S	93.072	106.926	86.711	96.854
5	T	18.9639	36.0605	28.5440	83.5684
	S	93.587	107.149	87.258	97.271
6	T	18.9213	35.9331	28.1984	83.0528
	S	93.798	107.529	88.327	97.875
7	T	19.0003	35.7843	28.1655	82.9501
	S	93.408	107.977	88.430	97.996
8	T	18.8127	35.7791	28.3988	82.9906
	S	94.339	107.992	87.704	97.948
9	T	18.7031	35.6300	28.0637	82.3968
	S	94.892	108.444	88.751	98.654
10	T	18.8705	35.5880	30.3739	
	S	94.050	108.572	82.001	

**Event:** USF2000 Grand Prix of Mid-Ohio  
**Track:** Mid-Ohio Sports Car Course  
**Report:** Section Data Report  
**Session:** Qualifications - Race 2

**Round 3 / 4 / 5**  
**2.258 mile(s)**  
**USF2000 Championship**  
**July 30, 2020**



**Section Data for Car 9 - Siegel, Nolan**

Lap	T/S I6 to SF	SF to I4	I4 to I6	Lap	
1	T	21.2044	38.1301	30.4498	89.7843
	S	83.698	101.334	81.796	90.537
2	T	19.5126	36.2138	28.6810	84.4074
	S	90.955	106.696	86.841	96.304
3	T	19.2307	36.0265	28.3960	83.6532
	S	92.289	107.251	87.712	97.173
4	T	19.1858	35.9746	28.2850	83.4454
	S	92.504	107.405	88.057	97.415
5	T	18.9604	35.7298	28.1790	82.8692
	S	93.604	108.141	88.388	98.092
6	T	18.9529	35.7464	27.9373	82.6366
	S	93.641	108.091	89.153	98.368
7	T	18.8836	35.4812	27.7410	82.1058
	S	93.985	108.899	89.783	99.004
8	T	18.8817	35.5102	27.7324	82.1243
	S	93.994	108.810	89.811	98.982
9	T	18.7108	35.4128	27.7094	81.8330
	S	94.853	109.109	89.886	99.334

**Event:** USF2000 Grand Prix of Mid-Ohio  
**Track:** Mid-Ohio Sports Car Course  
**Report:** Section Data Report  
**Session:** Qualifications - Race 2

**Round 3 / 4 / 5**  
**2.258 mile(s)**








**USF2000 Championship**  
**July 30, 2020**

**Section Data for Car**

**Report Support Information**

Section Legend	
Name	Length
I6 to SF	0.492992 miles
SF to I4	1.073295 miles
I4 to I6	0.691856 miles
Lap	2.258000 miles
SFP to I4	1.073295 miles
I6 to SFP	0.492992 miles

Color Legend	
	Fastest Lap
	Section Under Caution
	Section Under Green
	Section Time Data
	Section Speed Data

