

Event: Cooper Tires USF2000 GP of St Petersburg
Track: St Petersburg Street Circuit
Report: Section Data Report
Session: Qualifications - Race 2

Round 1 / 2
1.8 mile(s)
USF2000
March 10, 2018



Section Data for Car 10 - Holden, Zach (R)

Lap	T/SF to I1	I1 to I2	I2 to I3	I3 to I4A	I4A to I4	I4 to I5A	I5A to I5	I5 to I6A	I6A to I6	I6 to I7	I7 to SF	I3 to I4	I4 to I5	I5 to I6	Lap	
1	T	4.1574	8.4192	9.2801	6.3113	10.3240	4.4670	8.6915	6.3806	6.4420	11.4640	5.6071	16.6353	13.1585	12.8226	81.5442
	S	112.669	63.005	94.704	71.625	58.910	54.948	101.981	72.450	98.854	62.627	105.791	63.734	86.014	85.715	79.466
2	T	3.8745	7.8551	8.6176	5.8278	9.7971	4.2193	8.5786	6.0470	6.3027	10.7942	5.4764	15.6249	12.7979	12.3497	77.3903
	S	120.895	67.530	101.985	77.567	62.078	58.174	103.323	76.447	101.039	66.513	108.316	67.855	88.438	88.997	83.731
3	T	3.7760	7.4345	8.3418	5.5920	9.5618	4.1017	8.5359	6.4871	6.3743	10.2079	5.4460	15.1538	12.6376	12.8614	75.8590
	S	124.049	71.350	105.357	80.838	63.605	59.842	103.840	71.260	99.904	70.333	108.921	69.964	89.560	85.457	85.422
4	T	3.8054	7.4951	8.2218	5.6006	9.4923	4.0667	8.5012	5.9064	6.2267	10.1028	5.4178	15.0929	12.5679	12.1331	74.8368
	S	123.091	70.774	106.894	80.714	64.071	60.357	104.263	78.266	102.272	71.065	109.488	70.247	90.056	90.586	86.588
5	T	3.7594	7.3393	8.1314	5.4257	9.3221	4.0187	8.5227	5.7458	6.2382	9.9740	5.3976	14.7478	12.5414	11.9840	73.8749
	S	124.597	72.276	108.083	83.316	65.241	61.078	104.000	80.454	102.084	71.983	109.897	71.891	90.247	91.713	87.716
6	T	3.7373	7.1749	8.1398	5.2853	9.2402	3.9595	8.4690	5.6884	6.1747	9.8315	5.3732	14.5255	12.4285	11.8631	73.0738
	S	125.334	73.932	107.971	85.529	65.819	61.991	104.660	81.266	103.133	73.026	110.396	72.991	91.066	92.648	88.677
7	T	4.2242	8.4241	9.0574	6.0071	9.6220	4.1542	8.5524	5.9510	6.2578	9.8822	5.3835	15.6291	12.7066	12.2088	77.5159
	S	110.887	62.969	97.033	75.252	63.207	59.086	103.639	77.680	101.764	72.651	110.185	67.837	89.073	90.024	83.596
8	T	3.8129	7.4934	8.1774	5.3710	9.3875	4.0909	8.5074	5.9296	6.2489	10.1480	5.4483	14.7585	12.5983	12.1785	74.6153
	S	122.849	70.790	107.475	84.164	64.786	60.000	104.187	77.960	101.909	70.748	108.875	71.838	89.839	90.248	86.845
9	T	3.7431	7.2327	8.1276	5.3294	9.4167	3.9948	8.4840	5.8641	6.2468	9.9184	5.3884	14.7461	12.4788	12.1109	73.7460
	S	125.139	73.341	108.133	84.821	64.585	61.444	104.475	78.831	101.943	72.386	110.085	71.899	90.699	90.752	87.869
10	T	3.8169	7.7101	8.7242	5.8599	9.5376	4.0788	8.8889	6.0551	6.2088	9.8752	5.3752	15.3975	12.9677	12.2639	76.1307
	S	122.720	68.800	100.739	77.142	63.767	60.178	99.716	76.344	102.567	72.703	110.355	68.857	87.280	89.620	85.117
11	T	3.7289	7.0746	8.1238	5.2439	9.1785	3.9702	8.4427	5.6893	6.2223	9.8993	5.3872	14.4224	12.4129	11.9116	72.9607
	S	125.616	74.980	108.184	86.204	66.262	61.824	104.986	81.253	102.344	72.526	110.109	73.513	91.181	92.271	88.815
12	T	3.7149	7.0300	8.0916	5.2998	9.1697	4.7101	8.7543	6.3756	6.9736	9.7759	5.3786	14.4695	13.4644	13.3492	75.2741
	S	126.089	75.456	108.614	85.295	66.325	52.112	101.249	72.507	91.318	73.441	110.286	73.273	84.060	82.334	86.085
13	T															
	S															

Event: Cooper Tires USF2000 GP of St Petersburg

Round 1 / 2

Track: St Petersburg Street Circuit

1.8 mile(s)



Report: Section Data Report

USF2000

Session: Qualifications - Race 2

March 10, 2018

Section Data for Car 10 - Holden, Zach (R)

Lap	T/SPI to PO	PO to SF	SF to PI
1	T	80.4043	
	S	71.748	
2	T		
	S		
3	T		
	S		
4	T		
	S		
5	T		
	S		
6	T		
	S		
7	T		
	S		
8	T		
	S		
9	T		
	S		
10	T		
	S		
11	T		
	S		
12	T		73.7820
	S		79.787
13	T	144.6115	
	S	7.381	

Event: Cooper Tires USF2000 GP of St Petersburg
Track: St Petersburg Street Circuit
Report: Section Data Report
Session: Qualifications - Race 2

Round 1 / 2
1.8 mile(s)
USF2000
March 10, 2018



Section Data for Car 11 - Enders, Kory

Lap	T/SF to I1	I1 to I2	I2 to I3	I3 to I4A	I4A to I4	I4 to I5A	I5A to I5	I5 to I6A	I6A to I6	I6 to I7	I7 to SF	I3 to I4	I4 to I5	I5 to I6	Lap	
1	T	4.0590	8.5824	9.2383	6.0097	10.2830	4.4844	8.8904	6.6471	6.5059	12.1208	5.6151	16.2927	13.3748	13.1530	82.4361
	S	115.400	61.807	95.133	75.219	59.144	54.735	99.699	69.545	97.883	59.233	105.640	65.074	84.623	83.562	78.606
2	T	3.8366	7.6590	8.4679	6.9250	10.0015	4.3146	8.6082	6.3369	6.3372	10.6776	5.4889	16.9265	12.9228	12.6741	78.6534
	S	122.090	69.259	103.788	65.277	60.809	56.889	102.967	72.949	100.489	67.239	108.069	62.637	87.583	86.719	82.387
3	T	3.7907	7.4536	8.2793	5.4514	9.5168	4.1650	8.5569	6.0595	6.2885	10.2026	5.4228	14.9682	12.7219	12.3480	75.1871
	S	123.568	71.168	106.152	82.923	63.906	58.933	103.585	76.289	101.267	70.370	109.387	70.832	88.966	89.010	86.185
4	T	3.7361	7.2489	8.1789	5.3878	9.4650	4.1250	8.5042	5.9526	6.3032	10.0408	5.4096	14.8528	12.6292	12.2558	74.3521
	S	125.374	73.177	107.455	83.902	64.256	59.504	104.227	77.659	101.031	71.504	109.654	71.382	89.619	89.679	87.153
5	T	3.7274	7.2857	8.1465	5.3243	9.3277	4.0655	8.5298	5.7946	6.1818	10.0709	5.4042	14.6520	12.5953	11.9764	73.8584
	S	125.666	72.808	107.882	84.902	65.202	60.375	103.914	79.776	103.015	71.290	109.763	72.361	89.860	91.771	87.735
6	T	3.7113	7.0862	8.1732	5.2831	9.2803	4.0694	8.5135	5.7720	6.2178	9.9579	5.3834	14.5634	12.5829	11.9898	73.4481
	S	126.212	74.857	107.530	85.564	65.535	60.317	104.113	80.089	102.419	72.099	110.187	72.801	89.949	91.669	88.226
7	T	3.7584	7.4461	8.3129	5.5095	9.3231	4.1726	9.8220	6.8998	6.4501	9.9648	5.3511	14.8326	13.9946	13.3499	77.0104
	S	124.630	71.239	105.723	82.048	65.234	58.825	90.243	66.998	98.730	72.049	110.852	71.480	80.875	82.330	84.144
8	T	3.7518	7.2172	8.1330	5.3890	9.3495	4.1513	8.5628	7.8997	13.3162	10.0098	5.3811	14.7385	12.7141	21.2159	83.1614
	S	124.849	73.499	108.061	83.883	65.050	59.127	103.513	58.518	47.823	71.725	110.234	71.936	89.021	51.805	77.921
9	T	3.9588	7.8972	9.2678	5.8704	10.0712	4.3001	9.1400	6.0476	6.2345	11.7558	5.8041	15.9416	13.4401	12.2821	80.3475
	S	118.321	67.170	94.830	77.004	60.388	57.081	96.976	76.439	102.144	61.072	102.200	66.507	84.212	89.487	80.650
10	T	3.7238	7.1158	8.0877	5.2554	9.1387	4.0514	8.4862	5.7167	6.1951	9.9412	5.3873	14.3941	12.5376	11.9118	73.0993
	S	125.788	74.546	108.667	86.015	66.550	60.585	104.448	80.864	102.794	72.220	110.107	73.657	90.274	92.269	88.647
11	T	3.7008	7.1561	8.1747	5.3371	9.2287	4.0308	8.4951	5.7411	6.1919	9.8356	5.3647	14.5658	12.5259	11.9330	73.2566
	S	126.570	74.126	107.510	84.699	65.901	60.895	104.338	80.520	102.847	72.996	110.571	72.789	90.358	92.105	88.456
12	T	3.6786	7.0903	8.1167	5.2208	9.2804	4.4556	8.5940	6.2835	7.4430	9.8873	5.3631	14.5012	13.0496	13.7265	75.4133
	S	127.334	74.814	108.278	86.585	65.534	55.089	103.137	73.569	85.559	72.614	110.604	73.113	86.732	80.071	85.926
13	T															
	S															

Event: Cooper Tires USF2000 GP of St Petersburg

Round 1 / 2

Track: St Petersburg Street Circuit

1.8 mile(s)



Report: Section Data Report

USF2000

Session: Qualifications - Race 2

March 10, 2018

Section Data for Car 11 - Enders, Kory

Lap	T/SPI to PO	PO to SF	SF to PI
1	T	80.1027	
	S	72.018	
2	T		
	S		
3	T		
	S		
4	T		
	S		
5	T		
	S		
6	T		
	S		
7	T		
	S		
8	T		
	S		
9	T		
	S		
10	T		
	S		
11	T		
	S		
12	T		74.3113
	S		79.218
13	T	123.8670	
	S	8.617	

Event: Cooper Tires USF2000 GP of St Petersburg
 Track: St Petersburg Street Circuit
 Report: Section Data Report
 Session: Qualifications - Race 2

Round 1 / 2
 1.8 mile(s)
 USF2000
 March 10, 2018



Section Data for Car 12 - Sierra, Jose (R)

Lap	T/SF to I1	I1 to I2	I2 to I3	I3 to I4A	I4A to I4	I4 to I5A	I5A to I5	I5 to I6A	I6A to I6	I6 to I7	I7 to SF	I3 to I4	I4 to I5	I5 to I6	Lap	
1	T	4.1074	8.2242	8.9492	6.0864	10.2665	4.4095	8.6108	6.2427	6.4208	11.4768	5.5954	16.3529	13.0203	12.6635	80.3897
	S	114.040	64.499	98.206	74.271	59.239	55.665	102.936	74.050	99.181	62.557	106.012	64.834	86.927	86.792	80.607
2	T	3.9302	7.7685	8.3989	5.7693	11.1035	4.9540	9.0552	6.3970	6.3131	10.5100	5.4301	16.8728	14.0092	12.7101	79.6298
	S	119.182	68.283	104.640	78.354	54.774	49.547	97.884	72.264	100.873	68.312	109.240	62.836	80.791	86.474	81.377
3	T	3.8472	7.5694	8.1948	5.4987	9.4639	4.0527	8.4715	6.0007	6.2569	10.2501	5.4105	14.9626	12.5242	12.2576	75.0164
	S	121.753	70.079	107.247	82.210	64.263	60.566	104.629	77.036	101.779	70.044	109.635	70.858	90.370	89.666	86.381
4	T	3.7689	7.2948	8.2019	5.3324	9.3767	4.0902	8.4525	6.4170	9.1893	10.1127	5.3892	14.7091	12.5427	15.6063	77.6256
	S	124.283	72.717	107.154	84.773	64.861	60.010	104.864	72.039	69.300	70.995	110.069	72.080	90.237	70.426	83.478
5	T	3.7844	7.6956	10.2998	6.8843	11.8331	4.4722	8.5847	5.9413	6.2425	10.2176	5.4438	18.7174	13.0569	12.1838	81.3993
	S	123.774	68.930	85.328	65.663	51.397	54.885	103.249	77.807	102.013	70.266	108.965	56.644	86.684	90.209	79.608
6	T	3.7439	7.2866	8.1095	5.2685	9.2588	4.0708	8.4892	5.9513	6.2423	9.9705	5.3936	14.5273	12.5600	12.1936	73.7850
	S	125.113	72.799	108.375	85.802	65.687	60.296	104.411	77.676	102.017	72.008	109.979	72.982	90.113	90.137	87.823
7	T	3.7516	7.1138	8.0955	5.2200	9.2963	3.9841	8.4238	5.8154	6.2090	9.9023	5.4055	14.5163	12.4079	12.0244	73.2173
	S	124.856	74.567	108.562	86.599	65.422	61.609	105.221	79.491	102.564	72.504	109.737	73.037	91.218	91.405	88.504
8	T	3.7314	7.1074	8.1054	5.2493	9.3339	4.0596	8.3907	5.7628	6.2086	9.8294	5.3696	14.5832	12.4503	11.9714	73.1481
	S	125.532	74.634	108.429	86.115	65.158	60.463	105.636	80.217	102.570	73.042	110.470	72.702	90.907	91.810	88.587
9	T	3.6946	7.0129	8.0576	5.2395	43.6453	5.2143	9.6999	6.0809	6.2601	9.9464	5.3474	48.8848	14.9142	12.3410	110.1989
	S	126.782	75.640	109.073	86.276	13.935	47.073	91.379	76.020	101.727	72.182	110.929	21.688	75.889	89.060	58.803
10	T	3.7230	7.2017	8.0986	5.2554	9.2187	3.9751	8.4177	5.7179	6.2043	9.9563	5.3656	14.4741	12.3928	11.9222	73.1343
	S	125.815	73.657	108.520	86.015	65.973	61.748	105.298	80.847	102.641	72.111	110.553	73.250	91.329	92.189	88.604
11	T	3.7105	7.1055	8.0707	5.2353	9.1579	4.0295	8.4181	5.7748	6.2180	9.8691	5.3630	14.3932	12.4476	11.9928	72.9524
	S	126.239	74.654	108.896	86.346	66.411	60.914	105.293	80.050	102.415	72.748	110.606	73.662	90.927	91.646	88.825
12	T	3.7064	7.0722	8.0898	5.5638	10.2320	4.7156	10.4834	7.1728	7.8340	9.8391	5.3540	15.7958	15.1990	15.0068	80.0631
	S	126.378	75.006	108.638	81.248	59.439	52.052	84.549	64.448	81.289	72.970	110.792	67.121	74.467	73.240	80.936
13	T															
	S															

Event: Cooper Tires USF2000 GP of St Petersburg

Round 1 / 2

Track: St Petersburg Street Circuit

1.8 mile(s)



Report: Section Data Report

USF2000

Session: Qualifications - Race 2

March 10, 2018

Section Data for Car 12 - Sierra, Jose (R)

Lap	T/SPI to PO	PO to SF	SF to PI
1	T	81.8148	
	S	70.511	
2	T		
	S		
3	T		
	S		
4	T		
	S		
5	T		
	S		
6	T		
	S		
7	T		
	S		
8	T		
	S		
9	T		
	S		
10	T		
	S		
11	T		
	S		
12	T		79.1270
	S		74.397
13	T	94.2209	
	S	11.329	

Event: Cooper Tires USF2000 GP of St Petersburg
 Track: St Petersburg Street Circuit
 Report: Section Data Report
 Session: Qualifications - Race 2

Round 1 / 2
 1.8 mile(s)
 USF2000
 March 10, 2018



Section Data for Car 19 - Baron, Alex

Lap	T/SF to I1	I1 to I2	I2 to I3	I3 to I4A	I4A to I4	I4 to I5A	I5A to I5	I5 to I6A	I6A to I6	I6 to I7	I7 to SF	I3 to I4	I4 to I5	I5 to I6	Lap	
1	T	3.9892	8.0618	8.7176	6.1746	10.1183	4.3836	8.5531	6.2711	6.3193	11.2174	5.5596	16.2929	12.9367	12.5904	79.3656
	S	117.419	65.799	100.815	73.210	60.107	55.994	103.631	73.715	100.774	64.004	106.695	65.073	87.489	87.296	81.647
2	T	5.5016	7.9050	8.5032	5.5592	9.6745	4.2254	8.4926	6.1042	6.2438	10.5010	6.5532	15.2337	12.7180	12.3480	79.2637
	S	85.141	67.104	103.357	81.315	62.864	58.090	104.369	75.730	101.992	68.370	90.518	69.597	88.993	89.010	81.752
3	T	3.7598	7.4651	8.3088	6.1606	15.1133	5.2407	8.8665	6.5415	6.3439	10.1479	5.3850	21.2739	14.1072	12.8854	83.3331
	S	124.584	71.058	105.775	73.377	40.241	46.836	99.968	70.668	100.383	70.749	110.154	49.837	80.230	85.297	77.760
4	T	3.7286	7.2273	8.1772	5.2761	9.3716	4.0720	8.4577	5.7791	6.2513	9.9550	5.3832	14.6477	12.5297	12.0304	73.6791
	S	125.626	73.396	107.477	85.678	64.896	60.279	104.800	79.990	101.870	72.120	110.191	72.382	90.331	91.359	87.949
5	T	3.7043	7.0505	8.1359	5.2230	9.2764	4.0675	8.4824	5.7459	6.1886	9.8160	5.3734	14.4994	12.5499	11.9345	73.0639
	S	126.450	75.236	108.023	86.549	65.562	60.345	104.494	80.453	102.902	73.141	110.392	73.122	90.185	92.094	88.689
6	T	3.6890	7.0196	8.1570	5.1814	9.1302	3.9875	8.4591	5.6050	6.1802	9.8349	5.3463	14.3116	12.4466	11.7852	72.5902
	S	126.975	75.568	107.743	87.244	66.612	61.556	104.782	82.475	103.042	73.001	110.952	74.082	90.934	93.260	89.268
7	T	3.6763	6.8934	8.1332	5.1588	9.1911	4.0003	8.4334	5.5810	6.1535	9.6885	5.3479	14.3499	12.4337	11.7345	72.2574
	S	127.413	76.951	108.059	87.626	66.171	61.359	105.102	82.830	103.489	74.104	110.919	73.884	91.028	93.663	89.679
8	T	3.6657	6.9956	8.1485	6.1229	13.5608	4.2139	8.4497	5.7601	6.1981	9.8050	5.3475	19.6837	12.6636	11.9582	78.2678
	S	127.782	75.827	107.856	73.829	44.849	58.249	104.899	80.254	102.744	73.223	110.927	53.863	89.376	91.911	82.793
9	T	3.6788	6.9256	8.1166	5.2508	9.0901	3.9578	8.4099	5.7141	6.1638	9.8648	5.3649	14.3409	12.3677	11.8779	72.5372
	S	127.327	76.593	108.280	86.091	66.906	62.018	105.395	80.900	103.316	72.779	110.567	73.930	91.514	92.532	89.333
10	T	3.6804	6.9145	8.1368	5.1013	9.1663	4.0533	8.4452	5.7070	6.2540	9.8098	5.3724	14.2676	12.4985	11.9610	72.6410
	S	127.271	76.716	108.011	88.614	66.350	60.557	104.955	81.001	101.826	73.187	110.413	74.310	90.556	91.890	89.206
11	T	3.6492	9.1987	11.4823	6.7790	9.3682	4.0853	8.5070	5.6694	6.2081	9.8548	5.3554	16.1472	12.5923	11.8775	80.1574
	S	128.359	57.666	76.541	66.683	64.920	60.082	104.192	81.538	102.579	72.853	110.763	65.660	89.882	92.536	80.841
12	T	3.7100	6.9727	8.1358	5.0951	9.2966	4.0633	8.5241	5.6844	7.7994	9.8128	5.3852	14.3917	12.5874	13.4838	74.4794
	S	126.256	76.076	108.024	88.722	65.420	60.408	103.983	81.323	81.650	73.165	110.150	73.669	89.917	81.512	87.004
13	T															
	S															

Event: Cooper Tires USF2000 GP of St Petersburg

Round 1 / 2

Track: St Petersburg Street Circuit

1.8 mile(s)



Report: Section Data Report

USF2000

Session: Qualifications - Race 2

March 10, 2018

Section Data for Car 19 - Baron, Alex

Lap	T/S	PI to PO	PO to SF	SF to PI
1	T		80.6002	
	S		71.574	
2	T			
	S			
3	T			
	S			
4	T			
	S			
5	T			
	S			
6	T			
	S			
7	T			
	S			
8	T			
	S			
9	T			
	S			
10	T			
	S			
11	T			
	S			
12	T			73.8265
	S			79.739
13	T	138.1270		
	S	7.728		

Event: Cooper Tires USF2000 GP of St Petersburg
Track: St Petersburg Street Circuit
Report: Section Data Report
Session: Qualifications - Race 2

Round 1 / 2
1.8 mile(s)
USF2000
March 10, 2018



Section Data for Car 21 - Ming, Calvin

Lap	T/SF to I1	I1 to I2	I2 to I3	I3 to I4A	I4A to I4	I4 to I5A	I5A to I5	I5 to I6A	I6A to I6	I6 to I7	I7 to SF	I3 to I4	I4 to I5	I5 to I6	Lap	
1	T	3.8919	7.8493	9.1316	5.8613	10.1039	4.4473	8.6026	6.2086	6.3840	10.8677	5.4987	15.9652	13.0499	12.5926	78.8469
	S	120.355	67.580	96.244	77.124	60.193	55.192	103.034	74.457	99.752	66.063	107.877	66.409	86.730	87.281	82.185
2	T	4.0153	8.0465	8.6303	6.4945	10.2682	4.3223	8.6091	6.1529	6.3383	10.6048	5.4721	16.7627	12.9314	12.4912	78.9543
	S	116.656	65.924	101.835	69.604	59.230	56.788	102.957	75.131	100.471	67.701	108.401	63.249	87.525	87.989	82.073
3	T	3.8440	7.6873	8.9067	5.9928	9.7703	4.2345	8.5460	5.9933	6.2792	10.7434	5.4305	15.7631	12.7805	12.2725	77.4280
	S	121.855	69.004	98.674	75.431	62.248	57.965	103.717	77.132	101.417	66.827	109.232	67.260	88.558	89.557	83.691
4	T	3.7384	7.2207	8.3793	5.5520	9.4072	4.1970	8.5024	5.9360	6.2666	10.1145	5.4119	14.9592	12.6994	12.2026	74.7260
	S	125.297	73.463	104.885	81.420	64.651	58.483	104.249	77.876	101.621	70.983	109.607	70.875	89.124	90.070	86.717
5	T	3.7396	7.3186	8.2701	5.4519	9.4387	4.1365	8.4721	5.8633	6.2545	9.9924	5.3918	14.8906	12.6086	12.1178	74.3295
	S	125.256	72.480	106.270	82.915	64.435	59.339	104.621	78.842	101.818	71.850	110.016	71.201	89.766	90.701	87.179
6	T	3.7186	7.1940	8.1811	5.4141	9.2859	4.0865	8.4570	5.7781	6.2136	10.0292	5.3904	14.7000	12.5435	11.9917	73.7485
	S	125.964	73.736	107.426	83.494	65.495	60.065	104.808	80.004	102.488	71.586	110.044	72.124	90.231	91.654	87.866
7	T			10.7819	6.6504	12.5155	5.0294	9.5775	6.4210	6.6019			19.1659	14.6069	13.0229	156.0526
	S			81.513	67.973	48.594	48.804	92.546	71.994	96.460			55.318	77.485	84.397	41.524
8	T	3.8982	8.7205	9.0463	6.0859	9.9795	4.5701	8.6398	6.0806	6.3125	11.2977	5.5565	16.0654	13.2099	12.3931	80.1876
	S	120.160	60.828	97.152	74.278	60.943	53.709	102.591	76.024	100.882	63.549	106.755	65.994	85.680	88.686	80.810
9	T	3.8010	7.5175	8.4799	5.6646	9.8542	4.3137	9.6886	6.4149	6.4713	10.3774	5.4125	15.5188	14.0023	12.8862	77.9956
	S	123.233	70.563	103.641	79.802	61.718	56.901	91.485	72.062	98.407	69.184	109.595	68.319	80.831	85.292	83.082
10	T	3.7248	7.2384	8.3451	5.4712	9.3307	4.1120	8.4382	5.7441	6.1870	10.0602	5.3726	14.8019	12.5502	11.9311	74.0243
	S	125.754	73.283	105.315	82.623	65.181	59.692	105.042	80.478	102.928	71.366	110.409	71.628	90.183	92.120	87.539
11	T	3.7062	7.1393	8.2186	5.3439	9.2940	4.0639	8.4280	5.6715	6.1724	9.9492	5.3607	14.6379	12.4919	11.8439	73.3477
	S	126.385	74.301	106.936	84.591	65.438	60.399	105.169	81.508	103.172	72.162	110.654	72.430	90.604	92.798	88.346
12	T	3.6818	7.1113	8.1436	5.5304	10.7470	4.8573	9.7996	7.5105	7.4546	9.9203	5.3594	16.2774	14.6569	14.9651	80.1158
	S	127.223	74.593	107.921	81.738	56.591	50.533	90.449	61.550	85.426	72.372	110.681	65.135	77.221	73.444	80.883
13	T															
	S															

Event: Cooper Tires USF2000 GP of St Petersburg

Round 1 / 2

Track: St Petersburg Street Circuit

1.8 mile(s)



Report: Section Data Report

USF2000

Session: Qualifications - Race 2

March 10, 2018

Section Data for Car 21 - Ming, Calvin

Lap	T/S	PI to PO	PO to SF	SF to PI
1	T		76.2761	
	S		75.631	
2	T			
	S			
3	T			
	S			
4	T			
	S			
5	T			
	S			
6	T			69.6949
	S			84.466
7	T	80.9167	80.6241	
	S	13.191	71.553	
8	T			
	S			
9	T			
	S			
10	T			
	S			
11	T			
	S			
12	T			79.8513
	S			73.722
13	T	81.2587		
	S	13.136		

Event: Cooper Tires USF2000 GP of St Petersburg
Track: St Petersburg Street Circuit
Report: Section Data Report
Session: Qualifications - Race 2

Round 1 / 2
1.8 mile(s)
USF2000
March 10, 2018



Section Data for Car 22 - Kohl, Lucas

Lap	T/SF to I1	I1 to I2	I2 to I3	I3 to I4A	I4A to I4	I4 to I5A	I5A to I5	I5 to I6A	I6A to I6	I6 to I7	I7 to SF	I3 to I4	I4 to I5	I5 to I6	Lap	
1	T	3.8997	8.0319	8.8492	5.8182	10.0252	4.3493	8.5965	6.2438	6.2711	10.8703	5.5210	15.8434	12.9458	12.5149	78.4762
	S	120.114	66.043	99.316	77.695	60.665	56.435	103.108	74.037	101.548	66.047	107.441	66.919	87.427	87.823	82.573
2	T	3.7481	7.6998	8.6203	5.7275	9.5519	4.2732	8.5060	5.9795	6.2702	10.4003	5.3486	15.2794	12.7792	12.2497	76.1254
	S	124.972	68.892	101.953	78.925	63.671	57.440	104.205	77.310	101.563	69.032	110.904	69.389	88.567	89.724	85.123
3	T	3.7272	7.4952	8.4482	5.7054	9.4783	4.1893	8.4466	5.8952	6.2045	10.8283	5.3847	15.1837	12.6359	12.0997	75.8029
	S	125.673	70.773	104.030	79.231	64.166	58.591	104.937	78.415	102.638	66.304	110.161	69.827	89.572	90.836	85.485
4	T	3.6940	7.4330	8.1555	5.3878	9.2795	4.1085	8.4313	5.8783	6.1872	9.9803	5.3718	14.6673	12.5398	12.0655	73.9072
	S	126.803	71.365	107.763	83.902	65.540	59.743	105.128	78.641	102.925	71.937	110.425	72.285	90.258	91.094	87.678
5	T			12.2371	7.1219	11.4929	4.7666	12.4512	7.2028	6.6751			18.6148	17.2178	13.8779	172.7740
	S			71.820	63.473	52.918	51.495	71.187	64.180	95.402			56.956	65.735	79.197	37.506
6	T	3.8176	8.0426	8.7123	5.7148	9.7581	4.2283	8.5254	6.0750	6.2202	11.1472	5.5073	15.4729	12.7537	12.2952	77.7488
	S	122.697	65.956	100.876	79.101	62.326	58.050	103.967	76.094	102.379	64.407	107.708	68.522	88.744	89.392	83.345
7	T	3.7117	7.7274	8.2123	5.6665	9.4986	4.1653	8.4462	5.8827	6.2028	10.0964	5.3663	15.1651	12.6115	12.0855	74.9762
	S	126.198	68.646	107.018	79.775	64.029	58.928	104.942	78.582	102.666	71.110	110.538	69.912	89.745	90.943	86.427
8	T	3.7010	7.3583	8.0875	5.3846	9.2526	4.0393	8.4070	5.7044	6.1894	9.8661	5.3472	14.6372	12.4463	11.8938	73.3374
	S	126.563	72.089	108.669	83.952	65.731	60.767	105.432	81.038	102.889	72.770	110.933	72.434	90.936	92.409	88.359
9	T	3.6896	7.2323	8.0458	5.4459	9.2752	4.0733	8.3944	6.0473	10.4559	10.1696	5.3444	14.7211	12.4677	16.5032	78.1737
	S	126.954	73.345	109.233	83.007	65.571	60.259	105.590	76.443	60.905	70.598	110.991	72.021	90.780	66.599	82.892
10	T	3.6918	7.2744	8.0545	5.2645	9.2171	4.0986	8.4083	5.5999	6.1534	10.0166	5.3557	14.4816	12.5069	11.7533	73.1348
	S	126.878	72.921	109.115	85.867	65.984	59.887	105.415	82.550	103.490	71.676	110.757	73.212	90.496	93.513	88.604
11	T	3.6887	7.1954	8.0687	5.2506	9.1598	4.0006	8.3996	5.5905	6.1656	9.9407	5.3528	14.4104	12.4002	11.7561	72.8130
	S	126.985	73.721	108.923	86.094	66.397	61.354	105.525	82.689	103.286	72.224	110.817	73.574	91.274	93.491	88.995
12	T	3.6757	7.1043	8.5726	6.3895	10.7836	5.2981	11.9850	7.3636	8.7494	9.9082	5.3428	17.1731	17.2831	16.1130	85.1728
	S	127.434	74.667	102.520	70.748	56.399	46.329	73.956	62.778	72.784	72.461	111.025	61.738	65.487	68.211	76.081
13	T															
	S															

Event: Cooper Tires USF2000 GP of St Petersburg

Round 1 / 2

Track: St Petersburg Street Circuit

1.8 mile(s)



Report: Section Data Report

USF2000

Session: Qualifications - Race 2

March 10, 2018

Section Data for Car 22 - Kohl, Lucas

Lap	T/S	PI to PO	PO to SF	SF to PI
1	T		76.4075	
	S		75.501	
2	T			
	S			
3	T			
	S			
4	T			69.4915
	S			84.713
5	T	93.8553	84.6368	
	S	11.373	68.160	
6	T			
	S			
7	T			
	S			
8	T			
	S			
9	T			
	S			
10	T			
	S			
11	T			
	S			
12	T			84.1772
	S			69.934
13	T	74.0961		
	S	14.405		

Event: Cooper Tires USF2000 GP of St Petersburg
 Track: St Petersburg Street Circuit
 Report: Section Data Report
 Session: Qualifications - Race 2

Round 1 / 2
 1.8 mile(s)
 USF2000
 March 10, 2018



Section Data for Car 23 - Lindh, Rasmus (R)

Lap	T/SF to I1	I1 to I2	I2 to I3	I3 to I4A	I4A to I4	I4 to I5A	I5A to I5	I5 to I6A	I6A to I6	I6 to I7	I7 to SF	I3 to I4	I4 to I5	I5 to I6	Lap	
1	T	3.8685	7.8336	8.9194	5.7924	10.1785	4.3557	8.4966	6.2809	6.2951	10.8903	5.5125	15.9709	12.8523	12.5760	78.4235
	S	121.083	67.715	98.534	78.041	59.752	56.352	104.320	73.600	101.161	65.926	107.607	66.385	88.063	87.396	82.628
2	T	3.8485	7.7654	8.5599	5.8564	9.6397	4.2364	8.4836	5.9238	6.2766	10.5576	5.3878	15.4961	12.7200	12.2004	76.5357
	S	121.712	68.310	102.672	77.188	63.091	57.939	104.480	78.037	101.459	68.004	110.097	68.419	88.979	90.086	84.666
3	T	3.8246	7.5749	8.2367	5.5948	9.5034	4.1123	8.4444	5.8587	6.2398	10.9293	5.4278	15.0982	12.5567	12.0985	75.7467
	S	122.473	70.028	106.701	80.797	63.996	59.688	104.965	78.904	102.057	65.691	109.286	70.222	90.137	90.845	85.548
4	T	3.6885	7.5254	8.1629	5.4440	9.3424	4.0694	8.4400	5.8870	6.1845	10.0880	5.3516	14.7864	12.5094	12.0715	74.1837
	S	126.992	70.489	107.666	83.036	65.099	60.317	105.019	78.524	102.970	71.169	110.842	71.703	90.477	91.048	87.351
5	T	3.7638	7.4249	8.1855	5.4179	9.2896	4.0508	8.4213	5.8011	6.1535	9.9876	5.3640	14.7075	12.4721	11.9546	73.8600
	S	124.451	71.443	107.368	83.436	65.469	60.594	105.253	79.687	103.489	71.885	110.586	72.088	90.748	91.939	87.734
6	T			12.0432	8.1456	11.2962	4.6328	9.0123	6.6744	6.6263			19.4418	13.6451	13.3007	160.2949
	S			72.976	55.496	53.840	52.982	98.350	69.261	96.105			54.533	82.947	82.634	40.425
7	T			8.5550	5.9862	10.0691	4.3165	8.5250	6.1152	6.3844			16.0553	12.8415	12.4996	102.6152
	S			102.731	75.515	60.401	56.864	103.972	75.594	99.746			66.036	88.138	87.930	63.149
8	T	3.7457	7.6872	8.2886	5.6794	9.6058	4.1049	8.4319	5.8993	6.2198	11.0044	5.4494	15.2852	12.5368	12.1191	76.1164
	S	125.052	69.005	106.033	79.594	63.314	59.795	105.120	78.361	102.386	65.242	108.853	69.363	90.280	90.691	85.133
9	T	3.6971	7.2516	8.1431	5.3955	9.4101	4.0218	8.3442	5.9407	6.1558	10.1526	5.3431	14.8056	12.3660	12.0965	73.8556
	S	126.696	73.150	107.927	83.782	64.631	61.031	106.225	77.815	103.450	70.716	111.018	71.610	91.527	90.860	87.739
10	T	3.6777	7.3336	8.0990	5.6495	9.5331	4.1825	8.3733	5.9583	6.4050	10.0032	5.3081	15.1826	12.5558	12.3633	74.5233
	S	127.365	72.332	108.515	80.015	63.797	58.686	105.856	77.585	99.425	71.772	111.750	69.832	90.143	88.899	86.953
11	T	3.6679	7.1467	8.2587	5.4121	9.2560	4.0273	8.3799	5.7446	6.1483	10.0176	5.3160	14.6681	12.4072	11.8929	73.3751
	S	127.705	74.224	106.417	83.525	65.707	60.948	105.773	80.471	103.576	71.669	111.584	72.281	91.223	92.416	88.313
12	T	3.7293	7.9135	10.6565	8.1558	14.3058	12.2833	14.8340	8.4755	9.1936	9.8850	5.3168	22.4616	27.1173	17.6691	104.7491
	S	125.602	67.032	82.472	55.426	42.513	19.983	59.752	54.542	69.268	72.631	111.567	47.202	41.738	62.204	61.862
13	T															
	S															

Event: Cooper Tires USF2000 GP of St Petersburg

Round 1 / 2

Track: St Petersburg Street Circuit

1.8 mile(s)



Report: Section Data Report

USF2000

Session: Qualifications - Race 2

March 10, 2018

Section Data for Car 23 - Lindh, Rasmus (R)

Lap	T/S	PI to PO	PO to SF	SF to PI
1	T		76.2738	
	S		75.634	
2	T			
	S			
3	T			
	S			
4	T			
	S			
5	T			69.0518
	S			85.252
6	T	81.4946		
	S	13.098		
7	T	32.4058	71.9762	
	S	32.938	80.150	
8	T			
	S			
9	T			
	S			
10	T			
	S			
11	T			
	S			
12	T			105.0925
	S			56.018
13	T	63.6384		
	S	16.773		

Event: Cooper Tires USF2000 GP of St Petersburg
 Track: St Petersburg Street Circuit
 Report: Section Data Report
 Session: Qualifications - Race 2

Round 1 / 2
 1.8 mile(s)
 USF2000
 March 10, 2018



Section Data for Car 24 - Frederick, Kaylen

Lap	T/SF to I1	I1 to I2	I2 to I3	I3 to I4A	I4A to I4	I4 to I5A	I5A to I5	I5 to I6A	I6A to I6	I6 to I7	I7 to SF	I3 to I4	I4 to I5	I5 to I6	Lap	
1	T	3.8640	7.8009	9.0794	5.8957	9.9425	4.3927	8.6394	6.1143	6.3156	10.7316	5.4955	15.8382	13.0321	12.4299	78.2716
	S	121.224	67.999	96.798	76.674	61.170	55.878	102.596	75.605	100.833	66.901	107.940	66.941	86.848	88.423	82.789
2	T	3.7859	7.5429	8.4361	5.6579	9.6452	4.1407	8.4814	5.9362	6.1977	10.3930	5.4416	15.3031	12.6221	12.1339	75.6586
	S	123.725	70.325	104.179	79.896	63.055	59.279	104.507	77.874	102.751	69.081	109.009	69.282	89.670	90.580	85.648
3	T	3.7450	7.2431	8.2850	5.4460	9.5204	4.0938	8.4647	5.8222	6.1973	11.4239	5.4586	14.9664	12.5585	12.0195	75.7000
	S	125.076	73.236	106.079	83.005	63.882	59.958	104.713	79.398	102.757	62.847	108.669	70.841	90.124	91.442	85.601
4	T	3.7265	7.2391	8.1696	5.2835	9.4314	4.0561	8.4582	6.0832	6.2171	10.0195	5.3873	14.7149	12.5143	12.3003	74.0715
	S	125.697	73.276	107.577	85.558	64.485	60.515	104.793	75.992	102.430	71.656	110.107	72.051	90.442	89.355	87.483
5	T	3.7189	7.1518	8.2538	5.2767	9.3152	4.0526	8.4541	5.7728	6.2189	10.0849	5.3969	14.5919	12.5067	11.9917	73.6966
	S	125.954	74.171	106.480	85.668	65.289	60.567	104.844	80.078	102.400	71.191	109.912	72.659	90.497	91.654	87.928
6	T	3.6928	7.0568	8.2125	5.2380	9.3120	4.0312	8.4419	5.7156	6.1582	9.8787	5.3599	14.5500	12.4731	11.8738	73.0976
	S	126.844	75.169	107.015	86.301	65.312	60.889	104.996	80.879	103.410	72.677	110.670	72.868	90.741	92.564	88.649
7	T	3.6868	6.9675	8.1819	5.3408	9.3188	3.9943	8.4352	5.6614	6.1452	9.8734	5.3759	14.6596	12.4295	11.8066	72.9812
	S	127.050	76.133	107.416	84.640	65.264	61.451	105.079	81.653	103.629	72.716	110.341	72.323	91.059	93.091	88.790
8	T			12.4985	8.3744	12.3429	5.4727	13.0895	8.0470	8.4239			20.7173	18.5622	16.4709	164.9691
	S			70.318	53.979	49.274	44.851	67.716	57.447	75.597			51.176	60.974	66.729	39.280
9	T	5.1351	12.2851	12.0436	8.9794	11.7394	4.6910	8.6822	6.1949	6.3377	13.5609	6.5571	20.7188	13.3732	12.5326	96.2064
	S	91.217	43.179	72.973	50.343	51.807	52.325	102.090	74.621	100.481	52.943	90.464	51.172	84.633	87.699	67.355
10	T	4.2255	7.5537	8.4671	5.7330	9.5987	4.1323	8.4804	5.8287	6.1852	14.3410	8.3999	15.3317	12.6127	12.0139	82.9455
	S	110.853	70.224	103.797	78.850	63.361	59.399	104.519	79.310	102.958	50.063	70.618	69.153	89.736	91.485	78.124
11	T	3.7110	7.1801	8.1517	5.3204	9.2825	4.0023	8.4433	5.6852	6.1666	10.0048	5.3771	14.6029	12.4456	11.8518	73.3250
	S	126.222	73.878	107.814	84.965	65.519	61.328	104.978	81.312	103.269	71.761	110.316	72.604	90.941	92.736	88.374
12	T	3.7164	8.1396	10.7455	8.0652	14.2946	11.7100	15.3510	8.4920	9.2485	9.8537	5.3367	22.3598	27.0610	17.7405	104.9532
	S	126.038	65.170	81.789	56.949	42.546	20.961	57.740	54.436	68.856	72.861	111.151	47.417	41.825	61.954	61.742
13	T															
	S															

Event: Cooper Tires USF2000 GP of St Petersburg

Round 1 / 2

Track: St Petersburg Street Circuit

1.8 mile(s)



Report: Section Data Report

USF2000

Session: Qualifications - Race 2

March 10, 2018

Section Data for Car 24 - Frederick, Kaylen

Lap	T/SPI to PO	PO to SF	SF to PI
1	T	75.9985	
	S	75.908	
2	T		
	S		
3	T		
	S		
4	T		
	S		
5	T		
	S		
6	T		
	S		
7	T		70.1826
	S		83.879
8	T	76.9296	95.7068
	S	13.875	60.276
9	T		
	S		
10	T		
	S		
11	T		
	S		
12	T		104.6608
	S		56.247
13	T	62.6196	
	S	17.046	

Event: Cooper Tires USF2000 GP of St Petersburg**Round 1 / 2****Track:** St Petersburg Street Circuit**1.8 mile(s)****Report:** Section Data Report**USF2000****Session:** Qualifications - Race 2**March 10, 2018****Section Data for Car 27 - Kaminsky, Colin**

Lap	T/SF to I1	I1 to I2	I2 to I3	I3 to I4A	I4A to I4	I4 to I5A	I5A to I5	I5 to I6A	I6A to I6	I6 to I7	I7 to SF	I3 to I4	I4 to I5	I5 to I6	Lap	
1	T	3.9527	7.9677	8.8256	6.0806	10.0543	4.5923	10.5821	6.5510	6.3171	11.0688	5.5169	16.1349	15.1744	12.8681	81.5091
	S	118.504	66.576	99.581	74.342	60.490	53.449	83.761	70.565	100.809	64.863	107.521	65.710	74.587	85.412	79.500
2	T	3.8351	7.5496	8.3932	5.5279	9.5240	4.2202	8.4900	6.0504	6.2093	10.4672	5.4794	15.0519	12.7102	12.2597	75.7463
	S	122.137	70.263	104.711	81.775	63.858	58.162	104.401	76.404	102.559	68.591	108.257	70.438	89.048	89.651	85.549
3	T	3.7306	7.3273	8.2212	5.3196	9.5588	4.1516	8.4335	6.0374	6.2295	10.2360	5.4054	14.8784	12.5851	12.2669	74.6509
	S	125.559	72.394	106.902	84.977	63.625	59.123	105.100	76.568	102.226	70.140	109.739	71.259	89.933	89.598	86.804
4	T	3.7086	7.1954	8.1569	5.4181	9.3335	4.1005	8.4310	5.8882	6.1746	10.0262	5.3748	14.7516	12.5315	12.0628	73.8078
	S	126.303	73.721	107.745	83.432	65.161	59.860	105.131	78.508	103.135	71.608	110.364	71.872	90.318	91.114	87.796
5	T	3.7001	7.2765	8.1603	5.3452	9.2037	4.0745	8.4435	5.9323	6.1863	10.0578	5.3428	14.5489	12.5180	12.1186	73.7230
	S	126.594	72.900	107.700	84.570	66.080	60.242	104.976	77.925	102.940	71.383	111.025	72.873	90.415	90.695	87.897
6	T	3.7122	7.1358	8.1766	5.3882	9.2258	4.0302	8.4711	5.8135	6.2028	9.9266	5.3734	14.6140	12.5013	12.0163	73.4562
	S	126.181	74.337	107.485	83.895	65.922	60.904	104.634	79.517	102.666	72.326	110.392	72.549	90.536	91.467	88.216
7	T	3.6875	7.2017	8.3604	5.4023	9.2139	4.0590	8.4250	6.0641	6.1911	9.9087	5.3729	14.6162	12.4840	12.2552	73.8866
	S	127.026	73.657	105.122	83.676	66.007	60.472	105.206	76.231	102.860	72.457	110.403	72.538	90.662	89.684	87.702
8	T	3.7005	7.0853	8.2126	5.4299	9.1636	4.0316	8.3748	6.9189	6.3386	9.9256	5.3500	14.5935	12.4064	13.2575	74.5314
	S	126.580	74.867	107.014	83.251	66.369	60.883	105.837	66.813	100.467	72.334	110.875	72.651	91.229	82.903	86.943
9	T	3.6392	7.2739	8.2424	5.3754	9.1760	4.0266	8.4166	5.9513	6.1778	9.9300	5.3058	14.5514	12.4432	12.1291	73.5150
	S	128.712	72.926	106.627	84.095	66.280	60.958	105.311	77.676	103.082	72.302	111.799	72.861	90.959	90.616	88.145
10	T	3.6901	7.0936	8.1215	5.3830	9.1389	4.0521	8.4525	5.7855	6.1606	9.9309	5.3630	14.5219	12.5046	11.9461	73.1717
	S	126.937	74.779	108.214	83.976	66.549	60.575	104.864	79.902	103.370	72.295	110.606	73.009	90.512	92.004	88.559
11	T	3.6940	7.1138	8.1410	5.3429	9.1465	4.0182	8.3979	5.8329	6.1682	9.9927	5.3677	14.4894	12.4161	12.0011	73.2158
	S	126.803	74.567	107.955	84.607	66.493	61.086	105.546	79.253	103.242	71.848	110.509	73.173	91.157	91.583	88.505
12	T	3.6953	7.1490	8.1406	5.3712	9.1689	257.1198				9.9478	5.3774	14.5401			
	S	126.758	74.200	107.961	84.161	66.331	0.955				72.172	110.310	72.917			

Event: Cooper Tires USF2000 GP of St Petersburg

Round 1 / 2

Track: St Petersburg Street Circuit

1.8 mile(s)



Report: Section Data Report

USF2000

Session: Qualifications - Race 2

March 10, 2018

Section Data for Car 27 - Kaminsky, Colin

Lap	T/SPO to SF	
1	T	78.4410
	S	73.544
2	T	
	S	
3	T	
	S	
4	T	
	S	
5	T	
	S	
6	T	
	S	
7	T	
	S	
8	T	
	S	
9	T	
	S	
10	T	
	S	
11	T	
	S	
12	T	
	S	

Event: Cooper Tires USF2000 GP of St Petersburg
Track: St Petersburg Street Circuit
Report: Section Data Report
Session: Qualifications - Race 2

Round 1 / 2
1.8 mile(s)
USF2000
March 10, 2018



Section Data for Car 28 - Caroline, Jamie (R)

Lap	T/SF to I1	I1 to I2	I2 to I3	I3 to I4A	I4A to I4	I4 to I5A	I5A to I5	I5 to I6A	I6A to I6	I6 to I7	I7 to SF	I3 to I4	I4 to I5	I5 to I6	Lap	
1	T	4.0096	7.7431	9.3041	6.0479	9.7491	4.2601	8.5547	5.9028	6.2656	11.0286	5.6045	15.7970	12.8148	12.1684	78.4701
	S	116.822	68.507	94.460	74.744	62.383	57.617	103.611	78.314	101.637	65.099	105.840	67.116	88.321	90.323	82.579
2	T	3.8086	7.6133	8.2808	5.5829	9.5131	4.1640	8.5188	5.7772	6.2371	10.3954	5.4502	15.0960	12.6828	12.0143	75.3414
	S	122.987	69.675	106.133	80.970	63.931	58.947	104.048	80.017	102.102	69.065	108.837	70.232	89.240	91.482	86.008
3	T	3.7755	7.3667	8.2442	5.5707	9.4341	4.1616	8.4088	6.1579	6.2642	10.2660	5.4219	15.0048	12.5704	12.4221	75.0716
	S	124.065	72.007	106.604	81.147	64.466	58.981	105.409	75.070	101.660	69.935	109.405	70.659	90.038	88.479	86.318
4	T			9.8984	6.7579	10.6454	4.5567	8.9162	6.3725	6.4862			17.4033	13.4729	12.8587	238.8690
	S			88.788	66.891	57.131	53.867	99.410	72.542	98.180			60.921	84.007	85.474	27.128
5	T	4.0548	7.6577	8.3616	5.6466	9.6134	4.1516	8.5415	6.0221	6.2346	10.7494	6.0217	15.2600	12.6931	12.2567	77.0550
	S	115.520	69.271	105.107	80.056	63.264	59.123	103.771	76.763	102.143	66.790	98.507	69.478	89.168	89.673	84.096
6	T	3.7692	7.1438	8.1720	5.4394	9.2494	4.0135	8.4079	5.7222	6.1970	10.1173	5.4164	14.6888	12.4214	11.9192	73.6481
	S	124.273	74.254	107.546	83.106	65.754	61.157	105.420	80.786	102.762	70.963	109.516	72.179	91.118	92.212	87.986
7	T	3.7542	7.0795	8.2016	5.2920	9.0898	3.9977	8.4165	5.7268	6.1749	9.9375	5.3885	14.3818	12.4142	11.9017	73.0590
	S	124.769	74.928	107.158	85.421	66.908	61.399	105.313	80.721	103.130	72.247	110.083	73.720	91.171	92.347	88.695
8	T	3.7206	7.2301	8.0698	5.2809	9.1875	3.9692	8.4121	5.5490	6.1443	9.8612	5.3939	14.4684	12.3813	11.6933	72.8186
	S	125.896	73.368	108.908	85.600	66.197	61.840	105.368	83.307	103.644	72.806	109.973	73.279	91.414	93.993	88.988
9	T	3.7371	7.1078	8.1212	5.3802	9.0410	3.9726	8.4518	5.5850	6.1485	9.8852	5.3987	14.4212	12.4244	11.7335	72.8291
	S	125.340	74.630	108.218	84.020	67.269	61.787	104.873	82.770	103.573	72.629	109.875	73.519	91.096	93.671	88.975
10	T	3.7276	7.0974	8.1123	5.1893	10.6419	4.4049	9.7635	5.9947	6.1906	9.8053	5.3702	15.8312	14.1684	12.1853	76.2977
	S	125.660	74.739	108.337	87.111	57.150	55.723	90.783	77.114	102.869	73.221	110.458	66.971	79.883	90.198	84.930
11	T	3.7704	7.0436	10.6542	8.7309	14.2269	13.0707	16.0599	8.4578	8.9753	9.8805	5.3730	22.9578	29.1306	17.4331	106.2432
	S	124.233	75.310	82.490	51.775	42.749	18.779	55.191	54.656	70.952	72.664	110.400	46.182	38.853	63.046	60.992
12	T															
	S															

Event: Cooper Tires USF2000 GP of St Petersburg

Round 1 / 2

Track: St Petersburg Street Circuit

1.8 mile(s)



Report: Section Data Report

USF2000

Session: Qualifications - Race 2

March 10, 2018

Section Data for Car 28 - Caroline, Jamie (R)

Lap	T/SPI to PO	PO to SF	SF to PI
1	T	73.6520	
	S	78.326	
2	T		
	S		
3	T		70.5569
	S		83.434
4	T	163.9006	80.5663
	S	6.512	71.604
5	T		
	S		
6	T		
	S		
7	T		
	S		
8	T		
	S		
9	T		
	S		
10	T		
	S		
11	T		105.5532
	S		55.771
12	T	62.0235	
	S	17.209	

Event: Cooper Tires USF2000 GP of St Petersburg

Round 1 / 2

Track: St Petersburg Street Circuit

1.8 mile(s)



Report: Section Data Report

USF2000

Session: Qualifications - Race 2

March 10, 2018

Section Data for Car 29 - McDonough, Russell (R)

Lap	T/SF to I1	I1 to I2	I2 to I3	I3 to I4A	I4A to I4	I4 to I5A	I5A to I5	I5 to I6A	I6A to I6	I6 to I7	I7 to SF	I3 to I4	I4 to I5	I5 to I6	Lap	
1	T	4.1430	8.4735	9.8975	6.1220	10.6920	4.6920	8.8927	6.7713	6.7988	11.7331	5.6027	16.8140	13.5847	13.5701	83.8186
	S	113.060	62.602	88.797	73.840	56.882	52.313	99.673	68.269	93.666	61.191	105.874	63.056	83.316	80.994	77.310
2	T	3.8910	7.9929	8.8694	6.0336	9.8066	4.3422	8.6134	6.5629	6.3407	10.7965	5.5194	15.8402	12.9556	12.9036	78.7686
	S	120.383	66.366	99.089	74.921	62.018	56.528	102.905	70.437	100.433	66.499	107.472	66.933	87.361	85.177	82.266
3	T	3.7768	7.5722	8.2561	5.6179	9.5919	4.3481	8.5837	6.3311	6.3439	10.4493	5.4422	15.2098	12.9318	12.6750	76.3132
	S	124.023	70.053	106.450	80.465	63.406	56.451	103.261	73.016	100.383	68.708	108.997	69.707	87.522	86.713	84.913
4	T	3.7819	7.5675	8.3087	5.5937	9.3770	4.2699	8.5590	6.0859	6.3429	10.3573	5.4439	14.9707	12.8289	12.4288	75.6877
	S	123.855	70.096	105.776	80.813	64.859	57.485	103.559	75.958	100.399	69.319	108.963	70.820	88.224	88.431	85.615
5	T	3.7990	7.5209	8.1740	5.5106	9.4371	4.2613	8.5673	5.9847	6.3082	10.2491	5.4785	14.9477	12.8286	12.2929	75.2907
	S	123.298	70.531	107.519	82.032	64.446	57.601	103.459	77.242	100.951	70.050	108.274	70.929	88.226	89.409	86.066
6	T	3.7523	7.3960	8.1944	5.6047	9.3179	4.2237	8.5442	5.9924	6.2821	10.0903	5.4561	14.9226	12.7679	12.2745	74.8541
	S	124.833	71.722	107.252	80.655	65.270	58.114	103.739	77.143	101.370	71.153	108.719	71.048	88.646	89.543	86.568
7	T	3.7279	7.2998	8.1628	5.5391	9.2214	4.1691	8.5112	6.4015	6.4442	10.0215	5.4234	14.7605	12.6803	12.8457	74.9219
	S	125.650	72.667	107.667	81.610	65.953	58.875	104.141	72.213	98.820	71.641	109.375	71.829	89.258	85.561	86.490
8	T	3.7511	7.3639	8.1576	5.4279	9.3275	4.2026	8.5382	6.0185	6.2961	9.8849	5.4221	14.7554	12.7408	12.3146	74.3904
	S	124.872	72.034	107.736	83.282	65.203	58.405	103.812	76.809	101.145	72.631	109.401	71.854	88.834	89.251	87.108
9	T	3.7275	7.2265	8.1788	5.4320	9.2119	4.1304	8.4756	6.1580	6.3685	10.0771	5.4236	14.6439	12.6060	12.5265	74.4099
	S	125.663	73.404	107.456	83.219	66.021	59.426	104.578	75.069	99.995	71.246	109.370	72.401	89.784	87.741	87.085
10	T	3.7277	7.2015	8.1334	5.3962	9.1850	4.0864	8.4813	5.8850	6.2729	9.9882	5.4166	14.5812	12.5677	12.1579	73.7742
	S	125.656	73.659	108.056	83.771	66.215	60.066	104.508	78.551	101.519	71.880	109.512	72.712	90.058	90.401	87.836
11	T	3.7166	7.1891	8.1392	5.2968	9.3255	4.1206	8.5001	5.8632	6.2647	10.1049	5.4232	14.6223	12.6207	12.1279	73.9439
	S	126.032	73.786	107.979	85.343	65.217	59.568	104.277	78.843	101.652	71.050	109.379	72.508	89.680	90.625	87.634
12	T	3.7268	7.2660	8.2181	5.3110	9.3067	4.0977	8.4769	6.1839	6.2612	10.0185	5.4007	14.6177	12.5746	12.4451	74.2675
	S	125.687	73.005	106.942	85.115	65.349	59.901	104.562	74.754	101.709	71.663	109.834	72.530	90.008	88.315	87.252
13	T	4.4065	8.4156	11.0392	7.2095	11.9399	10.3209	14.0404	8.8148	9.2714	10.2609	5.7733	19.1494	24.3613	18.0862	101.4924
	S	106.300	63.032	79.613	62.701	50.937	23.782	63.130	52.443	68.686	69.970	102.746	55.366	46.460	60.770	63.847
14	T															
	S															

Event: Cooper Tires USF2000 GP of St Petersburg

Round 1 / 2

Track: St Petersburg Street Circuit

1.8 mile(s)



Report: Section Data Report

USF2000

Session: Qualifications - Race 2

March 10, 2018

Section Data for Car 29 - McDonough, Russell (R)

Lap	T/SPI to PO	PO to SF	SF to PI
1	T	86.7495	
	S	66.500	
2	T		
	S		
3	T		
	S		
4	T		
	S		
5	T		
	S		
6	T		
	S		
7	T		
	S		
8	T		
	S		
9	T		
	S		
10	T		
	S		
11	T		
	S		
12	T		
	S		
13	T		101.9675
	S		57.732
14	T	65.9846	
	S	16.176	

Event: Cooper Tires USF2000 GP of St Petersburg
 Track: St Petersburg Street Circuit
 Report: Section Data Report
 Session: Qualifications - Race 2

Round 1 / 2
 1.8 mile(s)
 USF2000
 March 10, 2018



Section Data for Car 30 - Donegan, Keith (R)

Lap	T/SF to I1	I1 to I2	I2 to I3	I3 to I4A	I4A to I4	I4 to I5A	I5A to I5	I5 to I6A	I6A to I6	I6 to I7	I7 to SF	I3 to I4	I4 to I5	I5 to I6	Lap	
1	T	4.0694	8.3718	10.0688	7.4211	12.1786	4.7599	8.7789	6.4471	6.5129	12.5626	5.7794	19.5997	13.5388	12.9600	86.9505
	S	115.105	63.362	87.286	60.914	49.939	51.567	100.965	71.702	97.778	57.150	102.637	54.094	83.598	84.806	74.525
2	T	4.1506	8.2130	9.2058	6.4152	10.1021	4.3390	8.6042	6.3277	6.3671	16.2534	5.7146	16.5173	12.9432	12.6948	85.6927
	S	112.853	64.587	95.468	70.465	60.204	56.569	103.015	73.055	100.017	44.173	103.801	64.189	87.445	86.578	75.619
3	T	3.8001	7.4920	8.7739	6.3346	9.9748	4.2476	9.2258	7.4973	8.1906	10.5094	5.4688	16.3094	13.4734	15.6879	81.5149
	S	123.262	70.803	100.168	71.361	60.972	57.787	96.074	61.659	77.750	68.315	108.467	65.007	84.004	70.060	79.495
4	T	3.8221	7.7170	8.5501	5.5656	9.6804	4.2085	8.5595	6.2556	6.3751	10.6270	5.4491	15.2460	12.7680	12.6307	76.8100
	S	122.553	68.738	102.790	81.221	62.826	58.324	103.553	73.897	99.891	67.559	108.859	69.541	88.645	87.017	84.364
5	T	3.7516	7.2798	8.3352	5.4776	9.6060	4.1403	8.5405	6.0495	6.2624	10.3899	5.4530	15.0836	12.6808	12.3119	75.2858
	S	124.856	72.867	105.440	82.526	63.313	59.284	103.784	76.415	101.689	69.101	108.781	70.290	89.254	89.271	86.072
6	T	3.7684	7.2333	8.2720	5.2479	9.3797	4.0821	8.5421	5.9052	6.3548	10.0929	5.4291	14.6276	12.6242	12.2600	74.3075
	S	124.299	73.335	106.246	86.138	64.840	60.129	103.764	78.282	100.211	71.135	109.260	72.481	89.655	89.649	87.205
7	T	3.7174	7.2690	8.3295	34.9981	10.7955	4.7847	8.9609	6.2028	6.2879	10.1738	5.3771	45.7936	13.7456	12.4907	106.8967
	S	126.004	72.975	105.512	12.916	56.337	51.300	98.915	74.526	101.277	70.569	110.316	23.152	82.340	87.993	60.619
8	T	3.7466	7.3218	8.2719	5.3496	9.3868	4.0798	8.5470	5.9106	6.2694	10.1243	5.4378	14.7364	12.6268	12.1800	74.4456
	S	125.022	72.449	106.247	84.501	64.791	60.163	103.705	78.211	101.576	70.914	109.085	71.946	89.636	90.237	87.043
9	T	3.7252	7.0731	8.2628	5.2901	9.3546	4.0301	8.5179	5.8820	6.2514	9.9705	5.4153	14.6447	12.5480	12.1334	73.7730
	S	125.741	74.996	106.364	85.451	65.014	60.905	104.059	78.591	101.868	72.008	109.538	72.397	90.199	90.584	87.837
10	T	3.7276	7.1715	8.2133	5.1812	9.3126	4.0462	8.4823	5.9238	6.2413	9.9649	5.4109	14.4938	12.5285	12.1651	73.6756
	S	125.660	73.967	107.005	87.247	65.307	60.663	104.496	78.037	102.033	72.048	109.627	73.150	90.339	90.348	87.953
11	T	3.7116	7.3980	8.2148	5.2300	9.5856	4.1402	8.5153	5.8095	6.2453	10.1195	5.3456	14.8156	12.6555	12.0548	74.3154
	S	126.201	71.702	106.985	86.433	63.447	59.286	104.091	79.572	101.968	70.948	110.966	71.562	89.433	91.175	87.196
12	T	4.2940	8.5794	10.6060	6.9819	11.1506	11.2551	14.3590	8.6310	9.4702	9.8498	5.4073	18.1325	25.6141	18.1012	100.5843
	S	109.085	61.829	82.865	64.745	54.543	21.808	61.729	53.560	67.244	72.890	109.700	58.471	44.187	60.719	64.424
13	T															
	S															

Event: Cooper Tires USF2000 GP of St Petersburg

Round 1 / 2

Track: St Petersburg Street Circuit

1.8 mile(s)



Report: Section Data Report

USF2000

Session: Qualifications - Race 2

March 10, 2018

Section Data for Car 30 - Donegan, Keith (R)

Lap	T/S	PI to PO	PO to SF	SF to PI
1	T		91.4025	
	S		63.115	
2	T			
	S			
3	T			
	S			
4	T			
	S			
5	T			
	S			
6	T			
	S			
7	T			
	S			
8	T			
	S			
9	T			
	S			
10	T			
	S			
11	T			
	S			
12	T			100.7451
	S			58.433
13	T	66.2509		
	S	16.111		

Event: Cooper Tires USF2000 GP of St Petersburg

Round 1 / 2

Track: St Petersburg Street Circuit

1.8 mile(s)



Report: Section Data Report

USF2000

Session: Qualifications - Race 2

March 10, 2018

Section Data for Car 31 - Cook, Sabre (R)

Lap	T/SF to I1	I1 to I2	I2 to I3	I3 to I4A	I4A to I4	I4 to I5A	I5A to I5	I5 to I6A	I6A to I6	I6 to I7	I7 to SF	I3 to I4	I4 to I5	I5 to I6	Lap	
1	T	4.0988	8.4428	9.6587	6.2248	10.6096	4.6817	8.9952	6.5820	6.5716	11.8035	5.6675	16.8344	13.6769	13.1536	83.3362
	S	114.280	62.829	90.992	72.620	57.324	52.429	98.537	70.233	96.905	60.826	104.664	62.980	82.754	83.558	77.757
2	T	3.8745	7.8687	9.0626	6.0712	10.2056	4.4643	8.7548	6.3118	6.4287	11.0475	5.5656	16.2768	13.2191	12.7405	79.6553
	S	120.895	67.413	96.977	74.457	59.593	54.982	101.243	73.239	99.059	64.988	106.580	65.137	85.620	86.267	81.351
3	T	3.8438	7.8178	8.6961	5.7948	9.9005	4.3666	8.6923	6.1264	6.3832	10.6208	5.5163	15.6953	13.0589	12.5096	77.7586
	S	121.861	67.852	101.064	78.009	61.429	56.212	101.971	75.456	99.765	67.599	107.533	67.551	86.670	87.860	83.335
4	T	3.8283	7.6559	8.5350	5.7753	9.7168	4.3086	8.6788	6.0408	6.3941	10.5530	5.4848	15.4921	12.9874	12.4349	76.9714
	S	122.354	69.287	102.972	78.272	62.591	56.969	102.130	76.525	99.595	68.033	108.150	68.437	87.147	88.388	84.187
5	T	3.8088	7.7011	8.4439	5.7053	9.6189	4.3038	8.6678	6.1014	6.3375	10.3595	5.4817	15.3242	12.9716	12.4389	76.5297
	S	122.981	68.880	104.083	79.233	63.228	57.032	102.259	75.765	100.484	69.304	108.211	69.186	87.254	88.359	84.673
6	T	3.8693	7.6869	8.5050	5.4976	9.6148	4.2324	8.6045	6.0075	6.3304	10.2892	5.4547	15.1124	12.8369	12.3379	76.0923
	S	121.058	69.008	103.335	82.226	63.255	57.994	103.012	76.949	100.597	69.777	108.747	70.156	88.169	89.082	85.160
7	T	3.8278	7.5018	8.5270	5.5903	9.7800	4.2575	8.6221	6.0141	6.3289	10.3256	5.4572	15.3703	12.8796	12.3430	76.2323
	S	122.370	70.710	103.068	80.862	62.186	57.652	102.801	76.865	100.621	69.532	108.697	68.979	87.877	89.046	85.003
8	T	3.8008	7.4775	8.3632	5.5935	9.5167	4.1597	8.5950	6.0116	6.3402	10.1989	5.4515	15.1102	12.7547	12.3518	75.5086
	S	123.240	70.940	105.087	80.816	63.907	59.008	103.125	76.897	100.441	70.395	108.811	70.166	88.737	88.982	85.818
9	T	3.8164	7.3189	8.3025	5.5280	9.4859	4.1613	8.6376	6.0188	6.3572	10.1873	5.4576	15.0139	12.7989	12.3760	75.2715
	S	122.736	72.477	105.855	81.774	64.114	58.985	102.617	76.805	100.173	70.475	108.689	70.616	88.431	88.808	86.088
10	T	3.7836	7.2226	8.3489	5.5787	9.4634	4.2036	8.6562	6.0025	6.3243	10.1140	5.4405	15.0421	12.8598	12.3268	75.1383
	S	123.800	73.444	105.267	81.031	64.267	58.392	102.396	77.013	100.694	70.986	109.031	70.484	88.012	89.163	86.241
11	T	3.7883	7.2962	8.3251	5.4832	9.5022	4.1496	8.5978	5.9584	6.3286	10.1867	5.4440	14.9854	12.7474	12.2870	75.0601
	S	123.646	72.703	105.568	82.442	64.004	59.151	103.092	77.583	100.625	70.480	108.961	70.751	88.788	89.452	86.331
12	T	3.8067	7.7199	8.3930	5.4206	9.6198	4.2249	8.5824	6.0165	6.3041	10.1732	5.4355	15.0404	12.8073	12.3206	75.6966
	S	123.049	68.713	104.714	83.394	63.222	58.097	103.277	76.834	101.017	70.573	109.131	70.492	88.373	89.208	85.605
13	T	4.1399	8.2440	10.5980	7.0822	11.6101	11.2995	13.9933	8.6136	9.2849	10.1763	5.4337	18.6923	25.2928	17.8985	100.4755
	S	113.145	64.344	82.927	63.828	52.384	21.723	63.342	53.668	68.586	70.552	109.167	56.720	44.749	61.407	64.493
14	T															
	S															

Event: Cooper Tires USF2000 GP of St Petersburg

Round 1 / 2

Track: St Petersburg Street Circuit

1.8 mile(s)



Report: Section Data Report

USF2000

Session: Qualifications - Race 2

March 10, 2018

Section Data for Car 31 - Cook, Sabre (R)

Lap	T/SPI to PO	PO to SF	SF to PI
1	T	85.7113	
	S	67.306	
2	T		
	S		
3	T		
	S		
4	T		
	S		
5	T		
	S		
6	T		
	S		
7	T		
	S		
8	T		
	S		
9	T		
	S		
10	T		
	S		
11	T		
	S		
12	T		
	S		
13	T		100.3980
	S		58.635
14	T	66.5277	
	S	16.044	

Event: Cooper Tires USF2000 GP of St Petersburg
 Track: St Petersburg Street Circuit
 Report: Section Data Report
 Session: Qualifications - Race 2

Round 1 / 2
 1.8 mile(s)
 USF2000
 March 10, 2018



Section Data for Car 36 - Keane, Darren

Lap	T/SF to I1	I1 to I2	I2 to I3	I3 to I4A	I4A to I4	I4 to I5A	I5A to I5	I5 to I6A	I6A to I6	I6 to I7	I7 to SF	I3 to I4	I4 to I5	I5 to I6	Lap	
1	T	4.0094	8.1002	9.0808	6.1777	10.3102	4.4606	8.6873	6.2931	6.3671	11.8358	5.6135	16.4879	13.1479	12.6602	80.9357
	S	116.828	65.487	96.783	73.174	58.988	55.027	102.030	73.457	100.017	60.660	105.671	64.303	86.084	86.815	80.064
2	T	5.2592	7.9886	9.1389	7.4772	10.5716	4.4141	12.0837	7.6874	7.1391	12.1137	7.1775	18.0488	16.4978	14.8265	91.0510
	S	89.065	66.401	96.167	60.457	57.530	55.607	73.352	60.134	89.201	59.268	82.645	58.742	68.604	74.130	71.169
3	T	4.8951	7.9836	9.4339	5.7632	9.6272	4.1506	8.5608	6.0102	6.2732	10.7107	7.5469	15.3904	12.7114	12.2834	80.9554
	S	95.689	66.443	93.160	78.437	63.173	59.137	103.537	76.915	101.514	67.032	78.599	68.889	89.040	89.478	80.044
4	T	3.7686	7.2094	8.3661	5.3387	9.4552	4.1591	8.5663	5.8802	6.2590	9.9633	5.4330	14.7939	12.7254	12.1392	74.3989
	S	124.293	73.578	105.051	84.673	64.322	59.016	103.471	78.615	101.744	72.060	109.181	71.667	88.942	90.541	87.098
5	T	3.7417	7.0409	8.3817	5.4131	9.4062	4.1429	8.5523	5.9023	6.2293	9.8851	5.4160	14.8193	12.6952	12.1316	74.1115
	S	125.186	75.339	104.855	83.510	64.658	59.247	103.640	78.321	102.229	72.630	109.524	71.544	89.153	90.597	87.436
6	T	3.7515	7.0034	8.2986	5.3818	9.2189	4.0677	8.5032	5.7372	6.1945	9.9688	5.4273	14.6007	12.5709	11.9317	73.5529
	S	124.859	75.742	105.905	83.995	65.971	60.342	104.239	80.575	102.804	72.020	109.296	72.615	90.035	92.115	88.100
7	T	3.7324	7.0026	8.2891	5.7440	9.4591	4.2981	12.0981	6.7037	6.2781	9.9454	5.4313	15.2031	16.3962	12.9818	78.9819
	S	125.498	75.751	106.026	78.699	64.296	57.108	73.265	68.958	101.435	72.190	109.215	69.738	69.029	84.664	82.044
8	T	3.7389	6.9931	8.2700	5.4041	9.1322	4.1110	8.5429	5.7321	6.2129	9.8613	5.4222	14.5363	12.6539	11.9450	73.4207
	S	125.280	75.854	106.271	83.649	66.598	59.707	103.754	80.646	102.499	72.805	109.399	72.937	89.444	92.013	88.258
9	T	3.7178	7.1720	9.6704	6.4191	9.9219	4.2916	9.8857	6.1205	6.2803	9.7993	5.3997	16.3410	14.1773	12.4008	78.6783
	S	125.991	73.962	90.882	70.422	61.297	57.194	89.661	75.529	101.399	73.266	109.855	64.881	79.833	88.631	82.361
10	T	3.7440	7.1139	8.2629	5.3363	9.1934	4.0768	8.5132	5.6800	6.2605	9.8924	5.4111	14.5297	12.5900	11.9405	73.4845
	S	125.109	74.566	106.363	84.711	66.154	60.208	104.116	81.386	101.720	72.576	109.623	72.970	89.898	92.047	88.182
11	T	3.7281	7.0667	8.2572	5.3745	9.5024	4.1395	8.5888	5.8209	6.2211	9.8023	5.4003	14.8769	12.7283	12.0420	73.9018
	S	125.643	75.064	106.436	84.109	64.003	59.296	103.200	79.416	102.364	73.243	109.842	71.267	88.921	91.271	87.684
12	T	3.7354	6.9131	8.5362	6.2576	12.1470	5.6838	12.2856	7.6579	8.6760	9.7991	5.3986	18.4046	17.9694	16.3339	87.0903
	S	125.397	76.732	102.957	72.239	50.068	43.185	72.147	60.365	73.409	73.267	109.877	57.607	62.986	67.289	74.406
13	T															
	S															

Event: Cooper Tires USF2000 GP of St Petersburg

Round 1 / 2

Track: St Petersburg Street Circuit

1.8 mile(s)



Report: Section Data Report

USF2000

Session: Qualifications - Race 2

March 10, 2018

Section Data for Car 36 - Keane, Darren

Lap	T/SPI to PO	PO to SF	SF to PI
1	T	86.2550	
	S	66.881	
2	T		
	S		
3	T		
	S		
4	T		
	S		
5	T		
	S		
6	T		
	S		
7	T		
	S		
8	T		
	S		
9	T		
	S		
10	T		
	S		
11	T		
	S		
12	T		85.9048
	S		68.527
13	T	74.0278	
	S	14.419	

Event: Cooper Tires USF2000 GP of St Petersburg
Track: St Petersburg Street Circuit
Report: Section Data Report
Session: Qualifications - Race 2

Round 1 / 2
1.8 mile(s)
USF2000
March 10, 2018



Section Data for Car 37 - Osborne, David (R)

Lap	T/SF to I1	I1 to I2	I2 to I3	I3 to I4A	I4A to I4	I4 to I5A	I5A to I5	I5 to I6A	I6A to I6	I6 to I7	I7 to SF	I3 to I4	I4 to I5	I5 to I6	Lap	
1	T	4.0219	8.4245	9.4573	6.8102	10.6232	4.6939	8.9154	6.3431	6.5375	13.4432	5.6545	17.4334	13.6093	12.8806	84.9247
	S	116.465	62.966	92.930	66.378	57.250	52.292	99.419	72.878	97.410	53.407	104.904	60.816	83.165	85.329	76.303
2	T	3.8790	7.7820	9.0473	5.8316	9.8803	4.4127	8.6423	6.0525	6.3825	10.4763	5.4517	15.7119	13.0550	12.4350	77.8382
	S	120.755	68.164	97.141	77.517	61.555	55.625	102.561	76.377	99.776	68.531	108.807	67.479	86.696	88.387	83.250
3	T	3.8006	7.3719	8.6487	5.7745	9.7163	4.3411	8.5825	5.9097	6.3720	10.1422	5.4397	15.4908	12.9236	12.2817	76.0992
	S	123.246	71.956	101.618	78.283	62.594	56.542	103.276	78.223	99.940	70.789	109.047	68.442	87.578	89.490	85.152
4	T	3.8036	7.3749	8.6686	5.7006	9.5770	4.2480	8.5424	6.1200	6.3363	10.1455	5.4098	15.2776	12.7904	12.4563	75.9267
	S	123.149	71.927	101.385	79.298	63.504	57.781	103.760	75.535	100.503	70.766	109.649	69.398	88.490	88.236	85.345
5	T	3.8996	7.7756	8.4797	6.0516	11.5138	4.6484	9.9058	6.4473	6.3262	10.1656	5.3740	17.5654	14.5542	12.7735	80.5876
	S	120.117	68.220	103.643	74.699	52.822	52.804	89.479	71.700	100.664	70.626	110.380	60.359	77.766	86.045	80.409
6	T	3.7876	7.3610	8.5069	5.5632	9.3861	4.2069	8.5629	5.8315	6.2377	9.9818	5.4266	14.9493	12.7698	12.0692	74.8522
	S	123.669	72.063	103.312	81.256	64.796	58.346	103.512	79.272	102.092	71.926	109.310	70.922	88.632	91.066	86.571
7	T	3.8067	7.2470	8.4223	5.6552	9.3672	4.2392	8.5167	6.0128	6.2428	9.9365	5.4122	15.0224	12.7559	12.2556	74.8586
	S	123.049	73.196	104.350	79.934	64.927	57.901	104.074	76.881	102.008	72.254	109.601	70.576	88.729	89.681	86.563
8	T	3.7625	7.1660	8.4080	5.5709	9.3511	4.1642	8.5566	5.8364	6.2616	9.9125	5.4177	14.9220	12.7208	12.0980	74.4075
	S	124.494	74.024	104.527	81.144	65.039	58.944	103.588	79.205	101.702	72.429	109.490	71.051	88.974	90.849	87.088
9	T	3.7852	8.0060	9.9780	6.1992	9.6510	4.2532	11.5407	7.0118	8.1387	9.9672	5.4112	15.8502	15.7939	15.1505	83.9422
	S	123.748	66.257	88.080	72.920	63.017	57.711	76.803	65.928	78.246	72.032	109.621	66.890	71.662	72.545	77.196
10	T	3.7734	7.1737	8.5165	5.3818	9.4698	4.1419	8.5163	5.8708	6.2545	10.2386	5.4190	14.8516	12.6582	12.1253	74.7563
	S	124.134	73.944	103.195	83.995	64.223	59.261	104.078	78.741	101.818	70.122	109.463	71.388	89.414	90.644	86.682
11	T	3.8380	8.1272	8.7829	5.6071	9.4705	4.2178	8.4775	5.8946	6.2274	9.9200	5.4144	15.0776	12.6953	12.1220	75.9774
	S	122.045	65.269	100.065	80.620	64.219	58.195	104.555	78.423	102.261	72.374	109.556	70.318	89.153	90.669	85.289
12	T	3.7537	7.2963	8.3618	5.4468	9.2573	4.1492	8.4965	5.9289	6.2004	9.9738	5.3910	14.7041	12.6457	12.1293	74.2557
	S	124.786	72.702	105.105	82.993	65.698	59.157	104.321	77.969	102.706	71.984	110.032	72.104	89.502	90.615	87.266
13	T	4.0821	8.2565	11.1612	7.1320	13.6916	12.4759	14.2221	8.8517	9.3358	9.8467	5.4029	20.8236	26.6980	18.1875	104.4585
	S	114.747	64.247	78.743	63.383	44.420	19.674	62.323	52.224	68.212	72.913	109.790	50.915	42.393	60.431	62.034
14	T															
	S															

Event: Cooper Tires USF2000 GP of St Petersburg

Round 1 / 2

Track: St Petersburg Street Circuit

1.8 mile(s)



Report: Section Data Report

USF2000

Session: Qualifications - Race 2

March 10, 2018

Section Data for Car 37 - Osborne, David (R)

Lap	T/SPI to PO	PO to SF	SF to PI
1	T	83.4565	
	S	69.124	
2	T		
	S		
3	T		
	S		
4	T		
	S		
5	T		
	S		
6	T		
	S		
7	T		
	S		
8	T		
	S		
9	T		
	S		
10	T		
	S		
11	T		
	S		
12	T		
	S		
13	T		104.5949
	S		56.282
14	T	63.5934	
	S	16.785	

Event: Cooper Tires USF2000 GP of St Petersburg
 Track: St Petersburg Street Circuit
 Report: Section Data Report
 Session: Qualifications - Race 2

Round 1 / 2
 1.8 mile(s)
 USF2000
 March 10, 2018



Section Data for Car 38 - DeLuzuriaga, Oscar (R)

Lap	T/SF to I1	I1 to I2	I2 to I3	I3 to I4A	I4A to I4	I4 to I5A	I5A to I5	I5 to I6A	I6A to I6	I6 to I7	I7 to SF	I3 to I4	I4 to I5	I5 to I6	Lap	
1	T	4.9089	9.0116	9.6192	6.6590	10.7603	4.6566	9.0098	6.8412	6.7908	12.8208	5.9746	17.4193	13.6664	13.6320	87.0528
	S	95.420	58.864	91.366	67.885	56.521	52.711	98.378	67.572	93.777	55.999	99.284	60.865	82.818	80.626	74.438
2	T	4.0046	8.2816	8.8065	6.2818	10.1472	4.3909	8.7543	6.3664	6.5251	10.9919	5.5808	16.4290	13.1452	12.8915	80.1311
	S	116.968	64.052	99.797	71.961	59.936	55.901	101.249	72.611	97.595	65.317	106.290	64.534	86.101	85.257	80.867
3	T	3.8165	11.1551	9.3165	6.3076	10.0606	4.4802	8.6780	6.1671	6.5214	10.5575	5.5140	16.3682	13.1582	12.6885	82.5745
	S	122.733	47.553	94.334	71.667	60.452	54.787	102.139	74.958	97.651	68.004	107.577	64.774	86.016	86.621	78.475
4	T	3.8779	7.9047	8.6114	6.3048	9.9512	4.3545	8.6956	6.2528	6.4490	10.5546	5.4938	16.2560	13.0501	12.7018	78.4503
	S	120.789	67.106	102.058	71.699	61.116	56.368	101.932	73.931	98.747	68.023	107.973	65.221	86.729	86.530	82.600
5	T	3.7857	7.3200	8.5570	5.8381	9.8063	4.3460	8.6831	6.2098	6.3753	10.2812	5.4748	15.6444	13.0291	12.5851	76.6773
	S	123.731	72.466	102.707	77.430	62.019	56.478	102.079	74.442	99.888	69.832	108.348	67.770	86.868	87.333	84.510
6	T	3.8213	7.4849	8.3659	5.9489	9.6712	4.3845	8.6399	6.1590	6.3678	10.2805	5.5024	15.6201	13.0244	12.5268	76.6263
	S	122.578	70.870	105.053	75.988	62.886	55.982	102.590	75.056	100.006	69.837	107.804	67.876	86.900	87.739	84.566
7	T	3.7852	7.3760	8.3798	5.7610	9.5802	4.3685	8.6834	7.1706	6.5720	10.2395	5.4688	15.3412	13.0519	13.7426	77.3850
	S	123.748	71.916	104.879	78.466	63.483	56.187	102.076	64.468	96.899	70.116	108.467	69.110	86.717	79.977	83.737
8	T	3.7582	7.8621	8.3939	5.9763	9.5394	4.2500	8.6811	6.3126	6.4193	10.1000	5.4585	15.5157	12.9311	12.7319	76.7514
	S	124.637	67.470	104.703	75.640	63.755	57.754	102.103	73.230	99.204	71.085	108.671	68.333	87.527	86.326	84.428
9	T	3.9744	7.6003	8.5425	5.6371	9.6712	4.3897	8.6768	6.1669	6.3303	10.6444	5.5051	15.3083	13.0665	12.4972	77.1387
	S	117.857	69.794	102.881	80.191	62.886	55.916	102.153	74.960	100.598	67.449	107.751	69.258	86.620	87.947	84.005
10	T	3.7775	7.3202	8.3856	5.8635	9.6653	4.2179	8.6344	6.0070	6.3035	10.2137	5.4742	15.5288	12.8523	12.3105	75.8628
	S	124.000	72.464	104.806	77.095	62.924	58.194	102.655	76.956	101.026	70.293	108.360	68.275	88.063	89.281	85.417
11	T	3.8050	7.7258	8.3816	5.5345	9.2901	4.3223	8.6693	5.9547	6.2997	10.2470	5.4640	14.8246	12.9916	12.2544	75.6940
	S	123.104	68.660	104.856	81.678	65.466	56.788	102.242	77.632	101.087	70.065	108.562	71.518	87.119	89.689	85.608
12	T	3.8003	7.3317	8.4048	5.7234	9.3731	5.0639	9.2834	6.1825	8.4289	10.0076	5.4641	15.0965	14.3473	14.6114	79.0637
	S	123.256	72.351	104.567	78.982	64.886	48.471	95.478	74.771	75.552	71.741	108.560	70.230	78.887	75.221	81.959
13	T															
	S															

Event: Cooper Tires USF2000 GP of St Petersburg

Round 1 / 2

Track: St Petersburg Street Circuit

1.8 mile(s)



Report: Section Data Report

USF2000

Session: Qualifications - Race 2

March 10, 2018

Section Data for Car 38 - DeLuzuriaga, Oscar (R)

Lap	T/SPI to PO	PO to SF	SF to PI
1	T	87.4821	
	S	65.943	
2	T		
	S		
3	T		
	S		
4	T		
	S		
5	T		
	S		
6	T		
	S		
7	T		
	S		
8	T		
	S		
9	T		
	S		
10	T		
	S		
11	T		
	S		
12	T		77.2767
	S		76.178
13	T	131.5286	
	S	8.115	

Event: Cooper Tires USF2000 GP of St Petersburg
 Track: St Petersburg Street Circuit
 Report: Section Data Report
 Session: Qualifications - Race 2

Round 1 / 2
 1.8 mile(s)
 USF2000
 March 10, 2018



Section Data for Car 5 - Soler-Obel, Mathias (R)

Lap	T/SF to I1	I1 to I2	I2 to I3	I3 to I4A	I4A to I4	I4 to I5A	I5A to I5	I5 to I6A	I6A to I6	I6 to I7	I7 to SF	I3 to I4	I4 to I5	I5 to I6	Lap	
1	T	4.2103	9.4673	9.5097	6.0824	10.5778	4.4864	8.8468	6.5003	6.4907	11.8725	5.7212	16.6602	13.3332	12.9910	83.7654
	S	111.253	56.030	92.418	74.320	57.496	54.711	100.190	71.116	98.112	60.472	103.681	63.638	84.887	84.604	77.359
2	T	3.8938	7.9367	8.8080	5.7961	9.9554	4.2530	8.6451	6.2089	6.4117	10.9841	5.6023	15.7515	12.8981	12.6206	78.4951
	S	120.296	66.836	99.780	77.991	61.091	57.713	102.528	74.453	99.321	65.363	105.882	67.310	87.751	87.087	82.553
3	T	3.8086	7.4982	8.5073	5.7475	9.6065	4.1634	8.6151	6.0227	6.3258	10.5376	5.5023	15.3540	12.7785	12.3485	76.3350
	S	122.987	70.744	103.307	78.651	63.309	58.955	102.885	76.755	100.670	68.133	107.806	69.052	88.572	89.006	84.889
4	T	3.7910	7.4301	8.5931	5.7279	9.4628	4.1516	8.5929	6.0594	6.3326	10.3463	5.4677	15.1907	12.7445	12.3920	75.9554
	S	123.558	71.393	102.276	78.920	64.271	59.123	103.151	76.290	100.562	69.392	108.488	69.794	88.808	88.694	85.313
5	T	3.7854	7.7957	8.4512	5.5083	9.3724	4.3271	8.7350	5.9185	6.2783	10.3268	5.4846	14.8807	13.0621	12.1968	75.9833
	S	123.741	68.045	103.993	82.066	64.891	56.725	101.473	78.106	101.432	69.523	108.154	71.248	86.649	90.113	85.282
6	T	3.7570	7.1816	8.3085	5.5718	9.3410	4.1010	8.5428	5.9126	6.2647	10.0012	5.4423	14.9128	12.6438	12.1773	74.4245
	S	124.676	73.863	105.779	81.131	65.109	59.852	103.756	78.184	101.652	71.787	108.995	71.095	89.516	90.257	87.068
7	T	3.7539	7.1305	8.3433	5.5650	9.2806	4.1320	8.5958	5.8864	6.2960	10.0322	5.4476	14.8456	12.7278	12.1824	74.4633
	S	124.779	74.392	105.338	81.230	65.533	59.403	103.116	78.532	101.146	71.565	108.889	71.417	88.925	90.220	87.023
8	T	3.7748	7.2548	8.3348	5.6502	9.4016	4.1464	8.6137	5.9577	6.3276	10.0888	5.4560	15.0518	12.7601	12.2853	75.0064
	S	124.088	73.118	105.445	80.005	64.689	59.197	102.902	77.592	100.641	71.164	108.721	70.439	88.700	89.464	86.393
9	T	3.7837	7.2433	8.3152	5.4922	9.2239	4.0581	8.5448	5.9323	6.3175	10.2076	5.4724	14.7161	12.6029	12.2498	74.5910
	S	123.797	73.234	105.694	82.307	65.935	60.485	103.731	77.925	100.802	70.335	108.395	72.045	89.806	89.723	86.874
10	T	3.7365	7.1455	8.3136	5.5852	9.2734	4.0576	8.5393	5.9443	6.2425	9.9738	5.4367	14.8586	12.5969	12.1868	74.2484
	S	125.360	74.236	105.714	80.936	65.583	60.493	103.798	77.767	102.013	71.984	109.107	71.354	89.849	90.187	87.275
11	T			8.9511	5.6164	10.2147	5.0111	10.9931	7.6478	9.3966			15.8311	16.0042	17.0444	185.2848
	S			98.185	80.487	59.540	48.982	80.629	60.445	67.771			66.971	70.720	64.484	34.973
12	T															
	S															

Event: Cooper Tires USF2000 GP of St Petersburg

Round 1 / 2

Track: St Petersburg Street Circuit

1.8 mile(s)



Report: Section Data Report

USF2000

Session: Qualifications - Race 2

March 10, 2018

Section Data for Car 5 - Soler-Obel, Mathias (R)

Lap	T/SPI to PO	PO to SF	SF to PI
1	T	90.6113	
	S	63.666	
2	T		
	S		
3	T		
	S		
4	T		
	S		
5	T		
	S		
6	T		
	S		
7	T		
	S		
8	T		
	S		
9	T		
	S		
10	T		69.9316
	S		84.180
11	T	110.8468	
	S	9.629	
12	T	130.7245	
	S	8.165	

Event: Cooper Tires USF2000 GP of St Petersburg
 Track: St Petersburg Street Circuit
 Report: Section Data Report
 Session: Qualifications - Race 2

Round 1 / 2
 1.8 mile(s)
 USF2000
 March 10, 2018



Section Data for Car 51 - d'Orlando, Michael (R)

Lap	T/SF to I1	I1 to I2	I2 to I3	I3 to I4A	I4A to I4	I4 to I5A	I5A to I5	I5 to I6A	I6A to I6	I6 to I7	I7 to SF	I3 to I4	I4 to I5	I5 to I6	Lap	
1	T	4.4381	8.7240	10.2592	6.7640	10.9273	4.9581	9.1888	6.2553	6.9533	11.8381	5.8982	17.6913	14.1469	13.2086	86.2044
	S	105.543	60.804	85.666	66.831	55.657	49.506	96.461	73.901	91.585	60.648	100.570	59.929	80.005	83.210	75.170
2	T	4.0237	8.1620	9.1005	6.5612	11.0119	4.6461	8.7814	6.5939	6.3967	11.0304	5.5500	17.5731	13.4275	12.9906	81.8578
	S	116.413	64.991	96.573	68.897	55.230	52.830	100.936	70.106	99.554	65.089	106.880	60.332	84.291	84.607	79.162
3	T	3.8748	7.6850	8.6902	5.8254	9.7494	4.3155	8.5080	55.5066	7.3843	10.7702	5.3951	15.5748	12.8235	62.8909	127.7045
	S	120.886	69.025	101.133	77.599	62.381	56.877	104.180	8.328	86.239	66.661	109.948	68.073	88.261	17.476	50.742
4	T			9.7291	6.1567	9.9935	4.3901	10.3749	7.0370	6.7397	12.7005		16.1502	14.7650	13.7767	221.6858
	S			90.333	73.423	60.858	55.911	85.433	65.692	94.488	56.530		65.648	76.655	79.779	29.231
5	T	4.0064	7.6466	8.4666	5.6398	9.5225	4.1935	8.5683	6.0235	6.3219	10.5058	5.5863	15.1623	12.7618	12.3454	76.4812
	S	116.915	69.371	103.804	80.153	63.868	58.532	103.447	76.745	100.732	68.339	106.185	69.925	88.688	89.028	84.727
6	T	3.8627	7.7418	8.3674	5.6639	9.5070	4.1489	8.4709	5.9151	6.2604	10.7370	5.5513	15.1709	12.6198	12.1755	76.2264
	S	121.265	68.518	105.034	79.812	63.972	59.161	104.636	78.151	101.722	66.867	106.855	69.886	89.686	90.271	85.010
7	T	3.7201	7.3444	8.2630	39.6225	9.6285	4.3422	8.5587	5.9762	6.3202	10.2906	5.4015	49.2510	12.9009	12.2964	109.4679
	S	125.913	72.226	106.361	11.409	63.165	56.528	103.563	77.352	100.759	69.768	109.818	21.527	87.732	89.383	59.195
8	T	3.7111	7.3737	8.2197	5.5561	9.3928	4.0880	8.5218	5.7053	6.1929	10.2180	5.3822	14.9489	12.6098	11.8982	74.3616
	S	126.218	71.939	106.922	81.360	64.750	60.043	104.011	81.025	102.830	70.264	110.212	70.923	89.757	92.375	87.142
9	T	3.7168	7.1608	8.1405	5.3358	9.3290	4.1638	8.6592	5.7848	6.1882			14.6648	12.8230	11.9730	74.0247
	S	126.025	74.078	107.962	84.719	65.193	58.950	102.361	79.912	102.908			72.297	88.265	91.797	87.538
10	T															
	S															

Event: Cooper Tires USF2000 GP of St Petersburg

Round 1 / 2

Track: St Petersburg Street Circuit

1.8 mile(s)



Report: Section Data Report

USF2000

Session: Qualifications - Race 2

March 10, 2018

Section Data for Car 51 - d'Orlando, Michael (R)

Lap	T/SPI to PO	PO to SF	SF to PI
1	T	85.9813	
	S	67.094	
2	T		
	S		
3	T		124.2397
	S		47.383
4	T	147.5103	77.5671
	S	7.236	74.373
5	T		
	S		
6	T		
	S		
7	T		
	S		
8	T		
	S		
9	T		70.6505
	S		83.323
10	T	168.0915	
	S	6.350	

Event: Cooper Tires USF2000 GP of St Petersburg
 Track: St Petersburg Street Circuit
 Report: Section Data Report
 Session: Qualifications - Race 2

Round 1 / 2
 1.8 mile(s)
 USF2000
 March 10, 2018



Section Data for Car 8 - Kirkwood, Kyle (R)

Lap	T/SF to I1	I1 to I2	I2 to I3	I3 to I4A	I4A to I4	I4 to I5A	I5A to I5	I5 to I6A	I6A to I6	I6 to I7	I7 to SF	I3 to I4	I4 to I5	I5 to I6	Lap	
1	T	3.8221	7.7472	8.7422	5.5908	9.8661	4.2125	8.5547	6.0364	6.3730	10.5800	5.4763	15.4569	12.7672	12.4094	77.0013
	S	122.553	68.470	100.531	80.855	61.644	58.268	103.611	76.581	99.924	67.860	108.318	68.592	88.650	88.569	84.154
2	T	3.7995	7.3874	8.3140	5.5983	9.4235	4.1173	8.4925	5.8103	6.2483	10.1964	5.4454	15.0218	12.6098	12.0586	74.8329
	S	123.282	71.805	105.709	80.747	64.539	59.615	104.370	79.561	101.919	70.413	108.933	70.579	89.757	91.146	86.593
3	T	3.7581	7.2064	8.2172	5.3713	9.3680	4.0739	8.4202	5.7552	6.1690	9.9685	5.3840	14.7393	12.4941	11.9242	73.6918
	S	124.640	73.609	106.954	84.159	64.921	60.251	105.266	80.323	103.229	72.022	110.175	71.932	90.588	92.173	87.934
4	T	3.7445	7.3366	8.1902	5.2769	9.2274	4.0568	8.4411	5.6542	6.1882	10.2335	5.3671	14.5043	12.4979	11.8424	73.7165
	S	125.093	72.303	107.307	85.665	65.910	60.504	105.006	81.757	102.908	70.157	110.522	73.097	90.561	92.810	87.904
5	T	3.7427	7.1610	8.1580	5.3520	9.1654	4.0726	8.4538	5.6402	6.2065	9.8866	5.4062	14.5174	12.5264	11.8467	73.2450
	S	125.153	74.075	107.730	84.463	66.356	60.270	104.848	81.960	102.605	72.619	109.723	73.031	90.355	92.776	88.470
6	T	3.7138	7.0357	8.1336	5.3620	9.2089	4.1923	8.5091	5.7032	6.1876	9.7276	5.3681	14.5709	12.7014	11.8908	73.1419
	S	126.127	75.395	108.053	84.305	66.043	58.549	104.167	81.055	102.918	73.806	110.501	72.763	89.110	92.432	88.595
7	T	3.7097	7.0691	8.1204	5.2454	9.1625	4.0414	8.4605	5.6671	6.1806	9.7986	5.3685	14.4079	12.5019	11.8477	72.8238
	S	126.266	75.038	108.229	86.179	66.377	60.735	104.765	81.571	103.035	73.271	110.493	73.587	90.532	92.768	88.982
8	T	3.6986	7.0220	8.1529	5.7559	10.5468	4.3042	8.4930	5.7574	6.1706	9.7427	5.3660	16.3027	12.7972	11.9280	75.0101
	S	126.645	75.542	107.798	78.536	57.665	57.027	104.364	80.292	103.202	73.692	110.545	65.034	88.443	92.144	86.388
9	T	3.7098	6.9967	8.1558	5.2291	9.1863	4.0121	8.4423	5.6318	6.1556	9.8080	5.3767	14.4154	12.4544	11.7874	72.7042
	S	126.263	75.815	107.759	86.448	66.205	61.179	104.991	82.083	103.453	73.201	110.325	73.548	90.877	93.243	89.128
10	T	3.7332	7.1163	8.1774	5.3051	9.2963	4.0396	8.4859	5.6184	6.2022	9.8587	5.3346	14.6014	12.5255	11.8206	73.1677
	S	125.471	74.541	107.475	85.210	65.422	60.762	104.451	82.278	102.676	72.824	111.195	72.611	90.361	92.981	88.564
11	T	3.7019	6.9911	11.2403	8.4224	14.7727	10.0379	12.6387	7.9522	8.3697	9.7711	5.3600	23.1951	22.6766	16.3219	99.2580
	S	126.532	75.876	78.189	53.672	41.169	24.453	70.131	58.131	76.086	73.477	110.668	45.709	49.911	67.338	65.284
12	T															
	S															

Event: Cooper Tires USF2000 GP of St Petersburg

Round 1 / 2

Track: St Petersburg Street Circuit

1.8 mile(s)



Report: Section Data Report

USF2000

Session: Qualifications - Race 2

March 10, 2018

Section Data for Car 8 - Kirkwood, Kyle (R)

Lap	T/SPI to PO	PO to SF	SF to PI
1	T	77.4475	
	S	74.487	
2	T		
	S		
3	T		
	S		
4	T		
	S		
5	T		
	S		
6	T		
	S		
7	T		
	S		
8	T		
	S		
9	T		
	S		
10	T		
	S		
11	T		98.2581
	S		59.912
12	T	65.8073	
	S	16.220	

Event: Cooper Tires USF2000 GP of St Petersburg
Track: St Petersburg Street Circuit
Report: Section Data Report
Session: Qualifications - Race 2

Round 1 / 2
1.8 mile(s)
USF2000
March 10, 2018



Section Data for Car 80 - Van der Watt, Julian (R)

Lap	T/SF to I1	I1 to I2	I2 to I3	I3 to I4A	I4A to I4	I4 to I5A	I5A to I5	I5 to I6A	I6A to I6	I6 to I7	I7 to SF	I3 to I4	I4 to I5	I5 to I6	Lap	
1	T	3.9575	7.9513	8.8761	5.9585	9.9834	4.3350	9.4206	6.9657	6.4703	11.0831	5.5990	15.9419	13.7556	13.4360	80.6005
	S	118.360	66.713	99.015	75.866	60.919	56.622	94.088	66.364	98.422	64.779	105.944	66.506	82.281	81.802	80.397
2	T	3.7841	7.5230	8.4774	5.4785	9.8481	4.1875	8.6070	6.0874	6.4529	10.5171	5.5031	15.3266	12.7945	12.5403	76.4661
	S	123.783	70.511	103.671	82.513	61.756	58.616	102.982	75.939	98.687	68.265	107.790	69.176	88.461	87.645	84.743
3	T	3.7512	7.3895	8.3777	5.7194	10.0176	4.3014	8.6248	5.8574	6.3035	10.7486	5.4519	15.7370	12.9262	12.1609	76.5430
	S	124.869	71.785	104.905	79.037	60.711	57.064	102.769	78.921	101.026	66.795	108.803	67.372	87.560	90.379	84.658
4	T	3.7318	7.3049	8.5279	5.7979	9.5727	4.1092	9.0829	6.5222	6.3284	10.1513	5.3975	15.3706	13.1921	12.8506	76.5267
	S	125.518	72.616	103.057	77.967	63.533	59.733	97.586	70.877	100.629	70.725	109.899	68.978	85.795	85.528	84.676
5	T	3.7199	7.1865	8.2022	5.2377	9.4801	4.1044	8.5642	5.7609	6.2239	9.9435	5.4020	14.7178	12.6686	11.9848	73.8253
	S	125.920	73.813	107.150	86.306	64.154	59.803	103.496	80.243	102.318	72.203	109.808	72.037	89.340	91.707	87.775
6	T	3.7121	7.0558	8.2137	5.3239	9.2503	4.0639	8.5089	5.7487	6.2290	9.9176	5.4029	14.5742	12.5728	11.9777	73.4268
	S	126.184	75.180	107.000	84.909	65.747	60.399	104.169	80.413	102.234	72.392	109.790	72.747	90.021	91.761	88.251
7	T	3.7032	7.0123	8.1828	5.7837	9.3454	4.0499	8.5132	5.6790	6.2064	9.7453	5.4023	15.1291	12.5631	11.8854	73.6235
	S	126.488	75.646	107.404	78.159	65.078	60.608	104.116	81.400	102.607	73.672	109.802	70.079	90.091	92.474	88.015
8	T	3.7037	7.0781	8.2267	5.2963	9.9308	4.1282	8.5198	5.7896	6.2032	9.8664	5.3974	15.2271	12.6480	11.9928	74.1402
	S	126.471	74.943	106.831	85.351	61.242	59.458	104.036	79.845	102.660	72.768	109.901	69.628	89.486	91.646	87.402
9	T	3.6938	7.1359	8.2527	5.3518	9.2890	4.0403	8.4687	5.7247	6.1893	9.8078	5.3929	14.6408	12.5090	11.9140	73.3469
	S	126.810	74.336	106.494	84.466	65.473	60.752	104.663	80.751	102.890	73.202	109.993	72.416	90.480	92.252	88.347
10	T	3.7108	6.9153	8.1586	5.2163	9.2729	3.9996	8.4920	5.7483	6.1912	9.8137	5.4031	14.4892	12.4916	11.9395	72.9218
	S	126.229	76.707	107.722	86.660	65.587	61.370	104.376	80.419	102.859	73.158	109.785	73.174	90.606	92.055	88.862
11	T	3.6902	7.3203	8.2760	5.2943	9.2506	4.0413	8.5476	5.7421	6.2027	9.8523	5.3918	14.5449	12.5889	11.9448	73.6092
	S	126.933	72.463	106.194	85.383	65.745	60.737	103.697	80.506	102.668	72.872	110.016	72.893	89.906	92.014	88.032
12	T	3.6997	7.0504	8.1536	5.2137	9.1834	4.0017	8.4777	5.6612	6.1802	9.8393	5.3911	14.3971	12.4794	11.8414	72.8520
	S	126.607	75.238	107.788	86.703	66.226	61.338	104.552	81.656	103.042	72.968	110.030	73.642	90.695	92.818	88.947
13	T	3.6940	7.0783	8.1602	5.1997	9.4645	4.7658	10.5123	6.6724	7.4894	9.8430	5.3750	14.6642	15.2781	14.1618	78.2546
	S	126.803	74.941	107.701	86.937	64.259	51.503	84.317	69.281	85.029	72.941	110.359	72.300	74.081	77.610	82.807
14	T															
	S															

Event: Cooper Tires USF2000 GP of St Petersburg

Round 1 / 2

Track: St Petersburg Street Circuit

1.8 mile(s)



Report: Section Data Report

USF2000

Session: Qualifications - Race 2

March 10, 2018

Section Data for Car 80 - Van der Watt, Julian (R)

Lap	T/S	PI to PO	PO to SF	SF to PI
1	T		78.6095	
	S		73.386	
2	T			
	S			
3	T			
	S			
4	T			
	S			
5	T			
	S			
6	T			
	S			
7	T			
	S			
8	T			
	S			
9	T			
	S			
10	T			
	S			
11	T			
	S			
12	T			
	S			
13	T			76.3122
	S			77.141
14	T	105.0838		
	S	10.157		

Event: Cooper Tires USF2000 GP of St Petersburg
Track: St Petersburg Street Circuit
Report: Section Data Report
Session: Qualifications - Race 2

Round 1 / 2
1.8 mile(s)
USF2000
March 10, 2018



Section Data for Car 81 - Dupell, Kyle (R)

Lap	T/SF to I1	I1 to I2	I2 to I3	I3 to I4A	I4A to I4	I4 to I5A	I5A to I5	I5 to I6A	I6A to I6	I6 to I7	I7 to SF	I3 to I4	I4 to I5	I5 to I6	Lap	
1	T	3.9894	8.0144	8.8885	5.8508	10.1620	4.3860	8.6109	6.6360	6.3800	11.1585	5.5256	16.0128	12.9969	13.0160	79.6021
	S	117.413	66.188	98.876	77.262	59.849	55.963	102.935	69.661	99.815	64.341	107.352	66.211	87.084	84.442	81.405
2	T	3.8242	8.0373	8.9116	5.9899	10.0613	4.2868	8.5863	6.1038	7.0650	10.6824	5.3658	16.0512	12.8731	13.1688	78.9144
	S	122.486	65.999	98.620	75.468	60.448	57.258	103.230	75.735	90.137	67.209	110.549	66.053	87.921	83.462	82.114
3	T	3.7412	7.4903	8.4000	5.3732	9.7141	4.2380	8.5565	6.1433	6.2646	11.0070	5.4252	15.0873	12.7945	12.4079	76.3534
	S	125.203	70.819	104.627	84.130	62.608	57.918	103.590	75.248	101.653	65.227	109.338	70.273	88.461	88.580	84.869
4	T	3.7121	7.3407	8.3085	5.3781	9.6299	4.2074	8.7079	6.8338	6.2748	10.1023	5.3804	15.0080	12.9153	13.1086	75.8759
	S	126.184	72.262	105.779	84.053	63.156	58.339	101.788	67.645	101.488	71.068	110.249	70.644	87.634	83.845	85.403
5	T	3.7222	7.3787	8.2394	5.2890	9.5409	4.2364	8.4640	5.9819	6.2186	10.2355	5.4207	14.8299	12.7004	12.2005	74.7273
	S	125.842	71.890	106.666	85.469	63.745	57.939	104.722	77.279	102.405	70.144	109.429	71.493	89.117	90.086	86.715
6	T	3.7011	7.2485	8.5104	5.4221	9.4440	4.1083	8.4502	6.0174	6.2613	10.0424	5.3862	14.8661	12.5585	12.2787	74.5919
	S	126.559	73.181	103.269	83.371	64.399	59.746	104.893	76.823	101.707	71.492	110.130	71.318	90.124	89.512	86.873
7	T	3.7120	7.1622	8.3464	5.4607	9.9106	4.2677	8.4853	5.9250	6.2205	9.9117	5.3627	15.3713	12.7530	12.1455	74.7648
	S	126.188	74.063	105.299	82.782	61.367	57.514	104.459	78.021	102.374	72.435	110.613	68.974	88.749	90.494	86.672
8	T	3.7069	7.2059	8.2191	5.3717	9.3961	4.1187	8.4075	5.7837	6.1661	10.3213	5.3715	14.7678	12.5262	11.9498	74.0685
	S	126.361	73.614	106.929	84.153	64.727	59.595	105.425	79.927	103.277	69.560	110.431	71.793	90.356	91.976	87.487
9	T	3.6961	7.1491	8.2048	5.3822	9.4673	4.0622	8.4166	5.7806	6.1919	9.9855	5.3551	14.8495	12.4788	11.9725	73.6914
	S	126.731	74.199	107.116	83.989	64.240	60.424	105.311	79.970	102.847	71.900	110.770	71.398	90.699	91.801	87.934
10	T	3.6974	7.1821	8.1836	5.2570	9.5894	4.2471	8.5915	5.9147	6.2015	10.1438	5.3673	14.8464	12.8386	12.1162	74.3754
	S	126.686	73.858	107.393	85.989	63.422	57.793	103.168	78.157	102.688	70.778	110.518	71.413	88.157	90.713	87.126
11	T	3.6839	7.1868	8.1648	5.3702	9.3554	4.1346	8.4572	5.8099	6.1980	9.9226	5.3551	14.7256	12.5918	12.0079	73.6385
	S	127.150	73.810	107.641	84.177	65.009	59.366	104.806	79.566	102.746	72.355	110.770	71.999	89.885	91.531	87.997
12	T	3.6794	7.1112	8.1751	5.2997	9.5129	4.0944	8.4261	5.7426	6.1616	9.9423	5.3570	14.8126	12.5205	11.9042	73.5023
	S	127.306	74.594	107.505	85.296	63.932	59.949	105.193	80.499	103.353	72.212	110.730	71.576	90.397	92.328	88.161
13	T	3.6973	7.1538	8.1634	5.1905	10.7918	4.9899	11.2923	7.6687	9.1081	9.9444	5.3548	15.9823	16.2822	16.7768	83.3550
	S	126.690	74.150	107.659	87.091	56.356	49.190	78.493	60.280	69.918	72.197	110.776	66.338	69.513	65.513	77.740
14	T															
	S															

Event: Cooper Tires USF2000 GP of St Petersburg

Round 1 / 2

Track: St Petersburg Street Circuit

1.8 mile(s)



Report: Section Data Report

USF2000

Session: Qualifications - Race 2

March 10, 2018

Section Data for Car 81 - Dupell, Kyle (R)

Lap	T/SPI to PO	PO to SF	SF to PI
1	T	78.7417	
	S	73.263	
2	T		
	S		
3	T		
	S		
4	T		
	S		
5	T		
	S		
6	T		
	S		
7	T		
	S		
8	T		
	S		
9	T		
	S		
10	T		
	S		
11	T		
	S		
12	T		
	S		
13	T		81.1555
	S		72.538
14	T	99.5723	
	S	10.720	

Event: Cooper Tires USF2000 GP of St Petersburg
 Track: St Petersburg Street Circuit
 Report: Section Data Report
 Session: Qualifications - Race 2

Round 1 / 2
 1.8 mile(s)
 USF2000
 March 10, 2018



Section Data for Car 82 - Tomaselli, Bruna

Lap	T/SF to I1	I1 to I2	I2 to I3	I3 to I4A	I4A to I4	I4 to I5A	I5A to I5	I5 to I6A	I6A to I6	I6 to I7	I7 to SF	I3 to I4	I4 to I5	I5 to I6	Lap	
1	T	3.9905	7.9532	8.9754	5.9179	10.0322	4.3180	8.7827	6.9071	6.4604	11.0690	5.6466	15.9501	13.1007	13.3675	80.0530
	S	117.381	66.697	97.919	76.386	60.623	56.844	100.922	66.927	98.573	64.862	105.051	66.472	86.394	82.221	80.946
2	T	3.9193	7.8419	8.5939	5.4929	9.8532	4.1866	8.5849	6.1029	6.4516	10.6538	5.4907	15.3461	12.7715	12.5545	77.1717
	S	119.513	67.644	102.266	82.296	61.724	58.629	103.247	75.746	98.707	67.390	108.034	69.088	88.621	87.546	83.969
3	T	3.7295	7.7330	8.4266	5.5778	9.6500	4.2577	8.6770	5.9610	6.2676	10.6217	5.4366	15.2278	12.9347	12.2286	76.3385
	S	125.596	68.596	104.296	81.044	63.024	57.650	102.151	77.550	101.605	67.593	109.109	69.624	87.502	89.879	84.885
4	T	3.7603	7.2999	8.2233	5.7122	9.8845	4.2425	8.8190	6.4916	6.2669	10.3024	5.4332	15.5967	13.0615	12.7585	76.4358
	S	124.567	72.666	106.875	79.137	61.529	57.856	100.506	71.211	101.616	69.688	109.177	67.978	86.653	86.146	84.777
5	T	3.7739	7.2614	8.2846	5.3519	9.3082	4.1687	8.5423	5.8466	6.2013	9.9988	5.3993	14.6601	12.7110	12.0479	74.1370
	S	124.118	73.051	106.084	84.464	65.338	58.880	103.762	79.067	102.691	71.804	109.863	72.321	89.042	91.227	87.406
6	T	3.7486	7.0604	8.3122	5.3617	9.1865	4.0240	8.4829	5.6957	6.2088	9.9272	5.4106	14.5482	12.5069	11.9045	73.4186
	S	124.956	75.131	105.732	84.310	66.204	60.998	104.488	81.162	102.567	72.322	109.633	72.877	90.496	92.326	88.261
7	T	3.7514	7.0619	8.1963	5.5375	9.8218	4.0176	8.4676	5.7627	6.2302	9.8276	5.3787	15.3593	12.4852	11.9929	74.0533
	S	124.862	75.115	107.227	81.633	61.922	61.095	104.677	80.218	102.215	73.055	110.283	69.028	90.653	91.645	87.505
8	T	3.7156	7.0126	8.1740	5.2820	9.6092	4.0540	8.5291	5.8164	6.1910	9.8332	5.3901	14.8912	12.5831	12.0074	73.6072
	S	126.066	75.643	107.519	85.582	63.292	60.546	103.922	79.477	102.862	73.013	110.050	71.198	89.947	91.534	88.035
9	T	3.7026	7.1470	8.2507	5.3051	9.1732	4.0339	8.4627	5.8400	6.2443	9.8861	5.3782	14.4783	12.4966	12.0843	73.4238
	S	126.508	74.221	106.520	85.210	66.300	60.848	104.738	79.156	101.984	72.623	110.294	73.229	90.570	90.952	88.255
10	T	3.7433	7.0525	8.1649	5.2566	9.3841	3.9951	8.4826	5.7174	6.2041	9.8410	5.3790	14.6407	12.4777	11.9215	73.2206
	S	125.133	75.215	107.639	85.996	64.810	61.439	104.492	80.854	102.645	72.955	110.277	72.416	90.707	92.194	88.500
11	T	3.7133	6.9615	8.2155	5.3077	9.1475	4.0722	8.4799	5.7410	6.1853	9.8291	5.3835	14.4552	12.5521	11.9263	73.0365
	S	126.144	76.198	106.976	85.168	66.486	60.276	104.525	80.521	102.957	73.044	110.185	73.346	90.170	92.157	88.723
12	T	3.7005	6.9826	8.2784	5.2699	9.1737	3.9925	8.4481	5.7205	6.1867	9.8155	5.3695	14.4436	12.4406	11.9072	72.9379
	S	126.580	75.968	106.163	85.779	66.296	61.479	104.919	80.810	102.933	73.145	110.472	73.405	90.978	92.305	88.843
13	T	3.6949	7.0112	8.1483	5.2949	9.1730	4.5100	9.3614	6.2214	6.9710	9.7953	5.3809	14.4679	13.8714	13.1924	75.5623
	S	126.772	75.658	107.859	85.374	66.301	54.425	94.683	74.304	91.352	73.296	110.238	73.281	81.594	83.312	85.757
14	T															
	S															

Event: Cooper Tires USF2000 GP of St Petersburg

Round 1 / 2

Track: St Petersburg Street Circuit

1.8 mile(s)



Report: Section Data Report

USF2000

Session: Qualifications - Race 2

March 10, 2018

Section Data for Car 82 - Tomaselli, Bruna

Lap	T/S	PI to PO	PO to SF	SF to PI
1	T		78.6533	
	S		73.345	
2	T			
	S			
3	T			
	S			
4	T			
	S			
5	T			
	S			
6	T			
	S			
7	T			
	S			
8	T			
	S			
9	T			
	S			
10	T			
	S			
11	T			
	S			
12	T			
	S			
13	T			74.6617
	S			78.847
14	T	109.9611		
	S	9.707		

Event: Cooper Tires USF2000 GP of St Petersburg
 Track: St Petersburg Street Circuit
 Report: Section Data Report
 Session: Qualifications - Race 2

Round 1 / 2
 1.8 mile(s)
 USF2000
 March 10, 2018



Section Data for Car 90 - Cabrera, Manuel (R)

Lap	T/SF to I1	I1 to I2	I2 to I3	I3 to I4A	I4A to I4	I4 to I5A	I5A to I5	I5 to I6A	I6A to I6	I6 to I7	I7 to SF	I3 to I4	I4 to I5	I5 to I6	Lap	
1	T	4.3850	8.3776	9.2764	6.0768	10.2524	4.4924	8.7179	6.1714	6.5329	20.7414	6.3701	16.3292	13.2103	12.7043	91.3943
	S	106.821	63.318	94.742	74.389	59.321	54.638	101.672	74.906	97.479	34.615	93.120	64.928	85.677	86.513	70.902
2	T	3.8480	7.5734	8.6945	5.7311	9.7581	4.2624	8.5753	6.0454	6.3865	10.6465	5.5012	15.4892	12.8377	12.4319	77.0224
	S	121.728	70.042	101.083	78.876	62.326	57.586	103.362	76.467	99.713	67.436	107.828	68.449	88.164	88.409	84.131
3	T	3.8003	7.5997	8.3658	5.5563	9.5693	4.2539	8.5922	5.9558	6.3513	10.4426	5.4403	15.1256	12.8461	12.3071	75.9275
	S	123.256	69.799	105.054	81.357	63.556	57.701	103.159	77.617	100.266	68.752	109.035	70.095	88.106	89.305	85.345
4	T	3.8149	7.2948	8.3031	5.5060	9.4130	4.2431	8.5455	5.7638	6.3095	10.1647	5.4644	14.9190	12.7886	12.0733	74.8228
	S	122.784	72.717	105.848	82.101	64.611	57.848	103.723	80.203	100.930	70.632	108.554	71.066	88.502	91.035	86.605
5	T	3.7651	7.2397	8.2800	5.4501	9.3719	4.2048	8.5642	5.7403	6.2677	10.0664	5.4348	14.8220	12.7690	12.0080	74.3850
	S	124.408	73.270	106.143	82.943	64.894	58.375	103.496	80.531	101.603	71.322	109.145	71.531	88.638	91.530	87.114
6	T	3.7615	7.1433	8.2425	5.3986	9.2616	4.1544	8.5397	5.7332	6.2324	9.9711	5.4265	14.6602	12.6941	11.9656	73.8648
	S	124.527	74.259	106.626	83.734	65.667	59.083	103.793	80.631	102.179	72.004	109.312	72.320	89.161	91.854	87.728
7	T	3.7325	7.0693	8.2411	5.3475	9.2714	4.0899	8.5242	5.6623	6.2542	9.9372	5.4129	14.6189	12.6141	11.9165	73.5425
	S	125.495	75.036	106.644	84.534	65.598	60.015	103.982	81.640	101.822	72.249	109.587	72.524	89.726	92.233	88.112
8	T	3.7231	7.1138	8.2288	5.4237	9.3024	4.1389	8.5595	5.6931	6.2189	9.9329	5.4110	14.7261	12.6984	11.9120	73.7461
	S	125.812	74.567	106.803	83.346	65.379	59.304	103.553	81.199	102.400	72.280	109.625	71.996	89.131	92.268	87.869
9	T	3.7273	7.3203	8.5473	5.3994	9.3316	4.1553	8.5316	5.7573	6.2976	10.2627	5.4326	14.7310	12.6869	12.0549	74.7630
	S	125.670	72.463	102.824	83.721	65.174	59.070	103.892	80.293	101.121	69.958	109.189	71.973	89.212	91.174	86.674
10	T	3.7436	7.1532	8.2637	5.4441	9.8978	4.2373	8.5900	5.9450	6.2963	9.8941	5.4001	15.3419	12.8273	12.2413	74.8652
	S	125.123	74.156	106.352	83.034	61.446	57.927	103.186	77.758	101.142	72.564	109.846	69.107	88.235	89.785	86.556
11	T	3.7759	7.2376	8.2459	5.3965	9.3413	4.1462	8.5368	5.6848	6.2392	9.9284	5.4345	14.7378	12.6830	11.9240	73.9671
	S	124.052	73.291	106.582	83.766	65.107	59.200	103.829	81.317	102.067	72.313	109.151	71.939	89.239	92.175	87.607
12	T	3.7586	7.0973	8.2442	5.3768	9.3160	4.0822	8.4968	5.7352	6.2454	9.8833	5.4235	14.6928	12.5790	11.9806	73.6593
	S	124.623	74.740	106.604	84.073	65.284	60.128	104.317	80.603	101.966	72.643	109.373	72.160	89.977	91.739	87.973
13	T	3.7661	7.0589	8.5918	5.5192	10.5875	4.7017	10.4421	7.4623	7.3065	9.9059	5.4423	16.1067	15.1438	14.7688	80.7843
	S	124.375	75.147	102.291	81.904	57.443	52.205	84.884	61.948	87.158	72.477	108.995	65.825	74.738	74.420	80.214
14	T															
	S															

Event: Cooper Tires USF2000 GP of St Petersburg

Round 1 / 2

Track: St Petersburg Street Circuit

1.8 mile(s)



Report: Section Data Report

USF2000

Session: Qualifications - Race 2

March 10, 2018

Section Data for Car 90 - Cabrera, Manuel (R)

Lap	T/SPI to PO	PO to SF	SF to PI
1	T	88.1524	
	S	65.442	
2	T		
	S		
3	T		
	S		
4	T		
	S		
5	T		
	S		
6	T		
	S		
7	T		
	S		
8	T		
	S		
9	T		
	S		
10	T		
	S		
11	T		
	S		
12	T		
	S		
13	T		80.0038
	S		73.582
14	T	79.8004	
	S	13.375	

Event: Cooper Tires USF2000 GP of St Petersburg
 Track: St Petersburg Street Circuit
 Report: Section Data Report
 Session: Qualifications - Race 2

Round 1 / 2
 1.8 mile(s)
 USF2000
 March 10, 2018



Section Data for Car 91 - Fraga, Igor (R)

Lap	T/SF to I1	I1 to I2	I2 to I3	I3 to I4A	I4A to I4	I4 to I5A	I5A to I5	I5 to I6A	I6A to I6	I6 to I7	I7 to SF	I3 to I4	I4 to I5	I5 to I6	Lap	
1	T	4.3844	8.2507	9.1898	5.8933	10.1476	4.3522	8.6707	6.2288	6.5200	12.1570	5.9430	16.0409	13.0229	12.7488	81.7375
	S	106.835	64.292	95.635	76.705	59.934	56.398	102.225	74.215	97.672	59.057	99.812	66.095	86.910	86.211	79.278
2	T	3.8003	7.5581	8.5093	5.6084	9.6946	4.2197	8.6252	5.9544	6.5807	10.6111	5.4726	15.3030	12.8449	12.5351	76.6344
	S	123.256	70.184	103.283	80.602	62.734	58.169	102.764	77.635	96.771	67.661	108.391	69.282	88.114	87.681	84.557
3	T	3.7418	7.2958	8.3378	5.4226	9.4566	4.0756	8.4895	5.8555	6.3118	10.6880	5.4167	14.8792	12.5651	12.1673	75.0917
	S	125.183	72.707	105.407	83.363	64.313	60.225	104.407	78.947	100.893	67.174	109.510	71.256	90.076	90.332	86.294
4	T	3.7324	7.2375	8.2560	5.3304	9.4714	4.0500	8.4968	6.1223	6.3287	10.3427	5.4074	14.8018	12.5468	12.4510	74.7756
	S	125.498	73.293	106.452	84.805	64.212	60.606	104.317	75.506	100.624	69.417	109.698	71.628	90.208	88.273	86.659
5	T	3.6702	7.1840	8.2145	5.3362	9.2962	4.0350	8.4567	5.7638	6.1967	10.3442	5.3376	14.6324	12.4917	11.9605	73.8351
	S	127.625	73.838	106.989	84.713	65.423	60.831	104.812	80.203	102.767	69.406	111.133	72.458	90.606	91.893	87.763
6	T	3.7007	7.1476	8.2027	5.3395	9.4158	4.0863	8.4345	6.1186	6.2576	9.8675	5.3546	14.7553	12.5208	12.3762	73.9254
	S	126.573	74.214	107.143	84.661	64.592	60.068	105.088	75.552	101.767	72.760	110.780	71.854	90.395	88.807	87.656
7	T	3.6896	7.1687	8.2179	5.6425	9.7772	4.2411	9.5420	7.0930	6.6106	9.9539	5.3474	15.4197	13.7831	13.7036	77.2839
	S	126.954	73.996	106.945	80.114	62.204	57.875	92.891	65.173	96.333	72.128	110.929	68.758	82.116	80.205	83.847
8	T	3.7065	7.0162	8.1643	5.2767	9.2960	3.9926	8.4608	5.8158	6.2576	9.8483	5.3779	14.5727	12.4534	12.0734	73.2127
	S	126.375	75.604	107.647	85.668	65.424	61.477	104.761	79.486	101.767	72.901	110.300	72.754	90.884	91.034	88.509
9	T	3.7014	7.0341	8.1722	5.1874	9.1917	3.9924	8.4462	5.5826	6.1265	9.7950	5.3630	14.3791	12.4386	11.7091	72.5925
	S	126.549	75.412	107.543	87.143	66.166	61.480	104.942	82.806	103.945	73.298	110.606	73.734	90.992	93.866	89.265
10	T	3.6831	7.0081	8.5938	6.0218	11.2372	4.2766	8.4790	5.6835	6.1838	9.7939	5.3551	17.2590	12.7556	11.8673	76.3159
	S	127.178	75.692	102.267	75.068	54.122	57.395	104.536	81.336	102.982	73.306	110.770	61.430	88.731	92.615	84.910
11	T	3.7006	6.9358	8.1470	5.1937	9.1716	3.9384	8.4771	5.5649	6.1793	9.8186	5.3666	14.3653	12.4155	11.7442	72.4936
	S	126.577	76.481	107.876	87.037	66.311	62.323	104.560	83.069	103.057	73.122	110.532	73.805	91.162	93.586	89.387
12	T	3.6897	6.8785	8.1302	5.2535	9.2082	3.9761	8.4243	5.6183	6.1887	9.8275	5.3573	14.4617	12.4004	11.8070	72.5523
	S	126.950	77.118	108.099	86.047	66.048	61.732	105.215	82.280	102.900	73.056	110.724	73.313	91.273	93.088	89.315
13	T	4.1256	8.3416	8.4819	5.9917	10.7786	4.8491	11.2432	7.3353	8.5122	9.8770	5.3646	16.7703	16.0923	15.8475	84.9008
	S	113.537	63.591	103.616	75.445	56.425	50.619	78.836	63.020	74.812	72.690	110.573	63.221	70.333	69.354	76.324
14	T															
	S															

Event: Cooper Tires USF2000 GP of St Petersburg

Round 1 / 2

Track: St Petersburg Street Circuit

1.8 mile(s)



Report: Section Data Report

USF2000

Session: Qualifications - Race 2

March 10, 2018

Section Data for Car 91 - Fraga, Igor (R)

Lap	T/SPI to PO	PO to SF	SF to PI
1	T	82.2363	
	S	70.150	
2	T		
	S		
3	T		
	S		
4	T		
	S		
5	T		
	S		
6	T		
	S		
7	T		
	S		
8	T		
	S		
9	T		
	S		
10	T		
	S		
11	T		
	S		
12	T		
	S		
13	T		85.0099
	S		69.249
14	T	81.3573	
	S	13.120	

Event: Cooper Tires USF2000 GP of St Petersburg
Track: St Petersburg Street Circuit
Report: Section Data Report
Session: Qualifications - Race 2

Round 1 / 2
1.8 mile(s)
USF2000
March 10, 2018



Section Data for Car 93 - Clunie, Jayson

Lap	T/SF to I1	I1 to I2	I2 to I3	I3 to I4A	I4A to I4	I4 to I5A	I5A to I5	I5 to I6A	I6A to I6	I6 to I7	I7 to SF	I3 to I4	I4 to I5	I5 to I6	Lap	
1	T	4.3717	8.2864	9.6837	5.9706	10.4357	4.5460	9.0949	6.3689	6.6819	12.6801	5.7634	16.4063	13.6409	13.0508	83.8833
	S	107.146	64.015	90.757	75.712	58.279	53.994	97.457	72.583	95.305	56.621	102.922	64.623	82.972	84.216	77.250
2	T	3.8307	7.5472	8.9239	5.8225	10.1653	4.4278	8.8559	6.1428	6.5063	10.6310	5.5381	15.9878	13.2837	12.6491	78.3915
	S	122.278	70.285	98.484	77.638	59.829	55.435	100.087	75.254	97.877	67.534	107.109	66.315	85.204	86.891	82.662
3	T	3.8279	7.4875	9.0164	5.9701	9.9288	4.2021	8.6682	6.0843	6.5345	10.4696	5.5285	15.8989	12.8703	12.6188	77.7179
	S	122.367	70.845	97.474	75.718	61.254	58.412	102.255	75.978	97.455	68.575	107.295	66.686	87.940	87.099	83.378
4	T	3.7974	7.2150	8.6279	5.6302	9.7669	4.2175	8.8472	6.2572	6.5397	10.3427	5.5017	15.3971	13.0647	12.7969	76.7434
	S	123.350	73.521	101.863	80.289	62.270	58.199	100.186	73.879	97.377	69.417	107.818	68.859	86.632	85.887	84.437
5	T	3.8775	7.4217	8.6439	5.5707	9.6761	4.2296	8.7153	5.9794	6.4301	10.2311	5.4996	15.2468	12.9449	12.4095	76.2750
	S	120.802	71.473	101.674	81.147	62.854	58.033	101.702	77.311	99.037	70.174	107.859	69.538	87.434	88.569	84.956
6	T	3.8102	7.2778	8.6200	5.5069	9.6069	4.2139	8.6834	6.0073	6.4278	10.3172	5.5224	15.1138	12.8973	12.4351	75.9938
	S	122.936	72.887	101.956	82.087	63.307	58.249	102.076	76.952	99.072	69.588	107.414	70.150	87.756	88.386	85.270
7	T	3.8436	7.2917	8.7149	5.5863	9.4473	4.1148	8.6553	5.9407	6.4241	10.2887	5.5251	15.0336	12.7701	12.3648	75.8325
	S	121.867	72.748	100.846	80.920	64.376	59.652	102.407	77.815	99.130	69.781	107.361	70.524	88.630	88.889	85.451
8	T	3.8120	7.4077	8.5953	5.6138	9.6579	4.1803	8.6825	6.0137	6.3953	10.2231	5.4653	15.2717	12.8628	12.4090	76.0469
	S	122.878	71.609	102.249	80.524	62.972	58.717	102.086	76.870	99.576	70.229	108.536	69.424	87.992	88.572	85.211
9	T	3.8271	7.2832	8.5102	5.5466	9.5730	4.1663	8.6840	5.8916	6.3846	10.0989	5.4653	15.1196	12.8503	12.2762	75.4308
	S	122.393	72.833	103.272	81.500	63.531	58.914	102.069	78.463	99.743	71.092	108.536	70.123	88.077	89.530	85.907
10	T	3.8395	7.3363	8.4664	5.6667	9.5201	4.2098	8.8708	6.0432	6.4523	10.1416	5.4859	15.1868	13.0806	12.4955	76.0326
	S	121.997	72.305	103.806	79.772	63.884	58.306	99.919	76.495	98.696	70.793	108.128	69.812	86.526	87.959	85.227
11	T	3.7893	7.1528	8.4270	5.4645	9.4302	4.1670	8.6447	5.8860	6.4246	10.2373	5.4836	14.8947	12.8117	12.3106	75.1070
	S	123.614	74.160	104.291	82.724	64.493	58.904	102.533	78.538	99.122	70.131	108.174	71.182	88.343	89.280	86.277
12	T	3.8019	7.2247	8.4395	5.8551	9.5689	4.1911	8.6872	5.9505	6.4489	10.1714	5.4725	15.4240	12.8783	12.3994	75.8117
	S	123.204	73.422	104.137	77.205	63.558	58.566	102.031	77.686	98.748	70.586	108.393	68.739	87.886	88.641	85.475
13	T	3.8031	7.3912	10.9821	8.3369	15.5738	12.1495	11.7118	7.6374	8.0508	10.0868	5.4693	23.9107	23.8613	15.6882	101.1927
	S	123.165	71.768	80.027	54.222	39.052	20.203	75.681	60.527	79.100	71.178	108.457	44.341	47.433	70.058	64.036
14	T															
	S															

Event: Cooper Tires USF2000 GP of St Petersburg

Round 1 / 2

Track: St Petersburg Street Circuit

1.8 mile(s)



Report: Section Data Report

USF2000

Session: Qualifications - Race 2

March 10, 2018

Section Data for Car 93 - Clunie, Jayson

Lap	T/SPI to PO	PO to SF	SF to PI
1	T	83.2783	
	S	69.272	
2	T		
	S		
3	T		
	S		
4	T		
	S		
5	T		
	S		
6	T		
	S		
7	T		
	S		
8	T		
	S		
9	T		
	S		
10	T		
	S		
11	T		
	S		
12	T		
	S		
13	T		98.6293
	S		59.686
14	T	64.8954	
	S	16.448	

Event: Cooper Tires USF2000 GP of St Petersburg
Track: St Petersburg Street Circuit
Report: Section Data Report
Session: Qualifications - Race 2






Round 1 / 2
1.8 mile(s)
USF2000
March 10, 2018



Section Data for Car

Report Support Information

Section Legend	
Name	Length
SF to I1	0.130114 miles
I1 to I2	0.147348 miles
I2 to I3	0.244129 miles
I3 to I4A	0.125568 miles
I4A to I4	0.168939 miles
I4 to I5A	0.068182 miles
I5A to I5	0.246212 miles
I5 to I6A	0.128409 miles
I6A to I6	0.176894 miles
I6 to I7	0.199432 miles
I7 to SF	0.164773 miles
I3 to I4	0.294508 miles
I4 to I5	0.314394 miles
I5 to I6	0.305303 miles
Lap	1.800000 miles
PI to PO	0.296496 miles
PO to SF	1.602462 miles
SF to PI	1.635227 miles
PO to I2	0.079924 miles
I6 to PI	0.199432 miles
PO to PI	1.437689 miles

Color Legend	
	Fastest Lap
	Section Under Caution
	Section Under Green
	Section Time Data
	Section Speed Data

