

Event: Cooper Tires USF2000 Portland GP
Track: Portland International Raceway
Report: Section Data Report
Session: Qualifications - Race 2

Round 12 / 13
1.964 mile(s)
USF2000 Championship
August 31, 2019



Section Data for Car 12 - Sulaiman, Manuel (R)

Lap	T/S	I9 to I10	I10 to I11	I11 to SF	SF to I1	I1 to I2A	I2A to I2	I2 to I3	I3 to I4	I4 to I5	I5 to I6	I6 to I7	I7 to I8	I8 to I9	Lap	PI to PO
1	T	6.8021	8.0400	6.7143	1.7514	6.3139	3.3872	6.7010	5.1698	5.2434	8.5221	5.2165	4.5478	7.6802	76.0897	
	S	104.346	79.376	118.607	133.530	83.906	52.739	93.100	86.121	80.361	74.405	70.842	107.195	130.501	92.922	
2	T	6.3331	7.7796	6.6083	1.7246	5.9655	3.2135	6.5745	4.8834	5.1262	8.3039	5.0761	4.5140	7.6387	73.7414	
	S	112.074	82.033	120.510	135.605	88.806	55.589	94.891	91.172	82.198	76.361	72.801	107.997	131.210	95.881	
3	T	6.4036	8.1093	6.7038	1.7640	5.7306	3.2659	6.6264	5.0781	5.2681	8.6122	5.4376	4.6294	7.7910	75.4200	
	S	110.840	78.698	118.793	132.576	92.446	54.697	94.148	87.676	79.984	73.627	67.961	105.305	128.645	93.747	
4	T	6.1360					3.6749	6.8930	5.4019	5.4878	8.9413	5.2947	4.6241	7.8342	201.6817	128.8189
	S	115.674					48.610	90.507	82.420	76.782	70.917	69.795	105.426	127.936	35.057	7.288
5	T	6.2469	7.7357	6.7002	1.7711	5.5826	3.2034	6.5945	4.8576	5.1139	8.2438	5.0798	4.5513	7.7510	73.4318	
	S	113.620	82.498	118.857	132.044	94.897	55.765	94.604	91.656	82.396	76.917	72.748	107.112	129.309	96.285	
6	T	6.0337	7.6258	6.6792	1.7624	5.5249	3.1016	6.5274	4.7596	5.0039	8.0629	5.0332	4.5641	7.7671	72.4458	
	S	117.635	83.687	119.230	132.696	95.888	57.595	95.576	93.543	84.207	78.643	73.422	106.812	129.041	97.596	
7	T	5.9990	7.4914	6.6479	1.7577	5.6447	3.0356	6.4782	4.7865	4.9382	8.2887	5.0438	4.5480	7.7395	72.3992	
	S	118.315	85.189	119.792	133.051	93.853	58.847	96.302	93.017	85.327	76.501	73.267	107.190	129.501	97.659	
8	T	5.9474	7.4499	6.6423	1.7536	5.4988	3.0514	6.5222	4.6920	5.0827	8.1899	4.9831	4.5398	7.7256	72.0787	
	S	119.342	85.663	119.893	133.362	96.343	58.542	95.652	94.891	82.902	77.424	74.160	107.384	129.734	98.093	
9	T	5.9423	7.4691	6.6352	1.7535	5.5280	3.0212	6.4720	4.6709	5.0052	8.1208	4.9679	4.5140	7.7025	71.8026	
	S	119.444	85.443	120.021	133.370	95.834	59.128	96.394	95.319	84.185	78.082	74.387	107.997	130.123	98.470	
10	T	5.8717	7.4775	6.6272	1.7524	5.5372	3.0043	6.4859	4.7414	5.0613	8.1410	4.9933	4.5360	7.7193	71.9485	
	S	120.880	85.347	120.166	133.453	95.675	59.460	96.188	93.902	83.252	77.889	74.008	107.474	129.840	98.270	
11	T	5.9723	7.4035	6.6208	1.7492	5.5172	3.0024	6.4700	4.6683	4.9447	8.0859	4.9582	4.5328	7.7183	71.6436	
	S	118.844	86.200	120.282	133.697	96.022	59.498	96.424	95.372	85.215	78.419	74.532	107.549	129.857	98.689	
12	T	5.8612	7.4378	6.6454	1.7547	5.4707	3.0336	6.4594	4.7347	4.9805	8.0872	4.9691	4.5363	7.7039	71.6745	
	S	121.097	85.802	119.837	133.278	96.838	58.886	96.582	94.035	84.603	78.407	74.369	107.466	130.099	98.646	
13	T	5.8365	7.5570	6.6649	1.7566	5.4803	3.0279	6.4680	4.7716	5.0368	8.1282	5.0253	4.5138	7.6862	71.9531	
	S	121.609	84.449	119.486	133.134	96.669	58.997	96.454	93.308	83.657	78.011	73.537	108.002	130.399	98.264	
14	T	5.8415	7.5554	6.6792	1.7583	5.3654	3.1022	6.5462	4.6834	4.9952	8.0926	5.0387	4.5206	7.7570	71.9357	
	S	121.505	84.467	119.230	133.006	98.739	57.584	95.302	95.065	84.354	78.354	73.341	107.840	129.209	98.288	
15	T	6.6057														
	S	107.449														

Event: Cooper Tires USF2000 Portland GP
Track: Portland International Raceway
Report: Section Data Report
Session: Qualifications - Race 2

Round 12 / 13
1.964 mile(s)
USF2000 Championship
August 31, 2019



Section Data for Car 12 - Sulaiman, Manuel (R)

Lap	T/SPO to SF	SF to PI
1	T 79.4360	
	S 87.103	
2	T	
	S	
3	T	70.0686
	S	89.542
4	T 77.6803	
	S 89.071	
5	T	
	S	
6	T	
	S	
7	T	
	S	
8	T	
	S	
9	T	
	S	
10	T	
	S	
11	T	
	S	
12	T	
	S	
13	T	
	S	
14	T 70.9851	
	S 88.386	
15	T	
	S	

Event: Cooper Tires USF2000 Portland GP
Track: Portland International Raceway
Report: Section Data Report
Session: Qualifications - Race 2

Round 12 / 13
1.964 mile(s)
USF2000 Championship
August 31, 2019



Section Data for Car 14 - Holden, Zach

Lap	T/S	I9 to I10	I10 to I11	I11 to SF	SF to I1	I1 to I2A	I2A to I2	I2 to I3	I3 to I4	I4 to I5	I5 to I6	I6 to I7	I7 to I8	I8 to I9	Lap	PO to SF
1	T	6.5315	7.8307	6.7163	1.7738	5.7625	3.2108	6.5783	4.9846	6.3207	13.6275	5.3223	4.5436	7.7786	80.9812	80.8335
	S	108.669	81.497	118.572	131.843	91.935	55.636	94.837	89.321	66.664	46.530	69.433	107.294	128.850	87.309	85.597
2	T	6.1329	7.6738	6.6991	1.7698	5.2496	3.6120	6.7866	5.0007	5.2128	8.1375	5.0488	4.5618	7.7670	73.6524	
	S	115.732	83.164	118.876	132.141	100.917	49.456	91.926	89.033	80.832	77.922	73.195	106.866	129.042	95.997	
3	T	5.9698	7.5459	6.6677	1.7667	5.5535	3.0834	6.5079	4.7522	5.0667	8.0976	4.9977	4.5316	7.7517	72.2924	
	S	118.894	84.573	119.436	132.373	95.394	57.935	95.863	93.689	83.163	78.306	73.943	107.578	129.297	97.803	
4	T	5.9638	7.3970	6.6299	1.7605	5.4728	3.0599	6.5209	4.7103	5.0203	8.0348	5.0248	4.5408	7.7432	71.8790	
	S	119.014	86.276	120.117	132.839	96.801	58.380	95.671	94.522	83.932	78.918	73.544	107.360	129.439	98.365	
5	T	5.8689	7.4162	6.6238	1.7553	5.4487	3.1406	6.5316	4.8418	5.6307	8.5932	5.0398	4.5226	7.7533	73.1665	
	S	120.938	86.052	120.228	133.233	97.229	56.880	95.515	91.955	74.833	73.790	73.325	107.792	129.270	96.634	
6	T	5.8464	7.4297	6.6570	1.7568	5.4696	3.0450	6.4956	4.6847	5.9094	9.3307	7.0475	5.6035	8.1890	77.4649	
	S	121.403	85.896	119.628	133.119	96.858	58.665	96.044	95.039	71.304	67.957	52.436	86.999	122.393	91.272	
7	T	6.0196	7.5049	6.6331	1.7484	5.4148	3.0380	6.4836	4.7149	5.0598	8.1148	4.9790	4.5045	7.6825	71.8979	
	S	117.910	85.035	120.059	133.759	97.838	58.801	96.222	94.430	83.277	78.140	74.221	108.225	130.462	98.339	
8	T	6.0182	7.4532	6.6173	1.7497	5.5689	3.0425	6.4691	4.7186	5.0425	7.9293	5.0325	4.5381	7.7373	71.9172	
	S	117.938	85.625	120.346	133.659	95.131	58.714	96.437	94.356	83.562	79.968	73.432	107.424	129.538	98.313	
9	T	5.9345	8.1847	8.4524	1.9975	6.2469	3.3491	6.8602	5.0477	5.1459	9.3608	5.4135	4.5234	7.6981	78.2147	
	S	119.601	77.973	94.217	117.078	84.806	53.339	90.940	88.204	81.883	67.739	68.264	107.773	130.197	90.397	
10	T	5.8336	7.5641	6.6695	1.7614	5.4704	3.0513	6.4548	4.7014	5.0625	8.0219	5.0063	4.5286	7.6918	71.8176	
	S	121.670	84.370	119.404	132.771	96.844	58.544	96.651	94.701	83.232	79.045	73.816	107.649	130.304	98.449	
11	T	5.8727	7.4586	6.6513	1.7618	5.4963	3.0428	6.4658	4.6778	5.0169	7.9677	5.0468	4.5023	7.6619	71.6227	
	S	120.860	85.563	119.731	132.741	96.387	58.708	96.487	95.179	83.989	79.583	73.224	108.278	130.813	98.717	
12	T	5.8496	7.4384	6.6283	1.7553	5.5422	2.9988	6.4286	4.7076	5.0704	7.9525	5.0392	4.5046	7.6429	71.5584	
	S	121.337	85.796	120.146	133.233	95.589	59.569	97.045	94.576	83.103	79.735	73.334	108.223	131.138	98.806	
13	T	5.8076	7.4571	6.6564	1.7603	5.5112	2.9940	6.4268	4.7042	5.0143	8.0187	5.0131	4.4868	7.6159	71.4664	
	S	122.214	85.580	119.639	132.854	96.127	59.665	97.072	94.645	84.032	79.077	73.716	108.652	131.603	98.933	
14	T	6.7935														
	S	104.478														

Event: Cooper Tires USF2000 Portland GP

Round 12 / 13

Track: Portland International Raceway

1.964 mile(s)

Report: Section Data Report

USF2000 Championship

Session: Qualifications - Race 2

August 31, 2019



Section Data for Car 14 - Holden, Zach

Lap	T/SF to PI	
1	T	
	S	
2	T	
	S	
3	T	
	S	
4	T	
	S	
5	T	
	S	
6	T	
	S	
7	T	
	S	
8	T	
	S	
9	T	
	S	
10	T	
	S	
11	T	
	S	
12	T	
	S	
13	T	71.6310
	S	87.589
14	T	
	S	

Event: Cooper Tires USF2000 Portland GP

Round 12 / 13

Track: Portland International Raceway

1.964 mile(s)



Report: Section Data Report

USF2000 Championship

Session: Qualifications - Race 2

August 31, 2019

Section Data for Car 2 - Keane, Darren

Lap	T/S	I9 to I10	I10 to I11	I11 to SF	SF to I1	I1 to I2A	I2A to I2	I2 to I3	I3 to I4	I4 to I5	I5 to I6	I6 to I7	I7 to I8	I8 to I9	Lap	PI to PO	
1	T	6.7294	8.1727	6.8063	1.7897	5.8278	3.2982	6.6969	5.0162	5.1234	8.5955	5.1648	4.5687	7.7762	75.5658		
	S	105.473	78.087	117.004	130.672	90.904	54.162	93.157	88.758	82.243	73.770	71.551	106.704	128.890	93.566		
2	T	6.3998	7.8428	6.7075	1.7717	5.7370	3.1998	6.6317	4.8793	5.1165	8.2595	5.1261	4.5407	7.7289	73.9413		
	S	110.905	81.372	118.727	132.000	92.343	55.827	94.073	91.248	82.354	76.771	72.091	107.362	129.679	95.622		
3	T	6.0977	7.6491	6.6916	1.7653	5.7503	3.1834	6.5725	4.8681	5.0380	8.2065	5.1124	4.5627	7.7369	73.2345		
	S	116.400	83.432	119.009	132.478	92.130	56.115	94.920	91.458	83.637	77.267	72.284	106.845	129.544	96.545		
4	T	6.1156						3.7867	6.8990	5.3646	5.5439	8.7285	5.3332	4.5790	7.7811	183.5926	109.5239
	S	116.059						47.175	90.428	82.994	76.005	72.646	69.292	106.464	128.809	38.511	8.572
5	T	6.4314	7.7474	6.6765	1.7685	5.7512	3.2088	6.5652	4.8693	5.0261	8.2169	5.1006	4.5419	7.7298	73.6336		
	S	110.361	82.374	119.279	132.238	92.115	55.671	95.026	91.436	83.835	77.169	72.451	107.334	129.663	96.021		
6	T	6.0341	7.5814	6.6595	1.7618	5.6159	3.0847	6.4832	4.7891	4.9362	8.2653	5.0447	4.5165	7.6731	72.4455		
	S	117.627	84.177	119.583	132.741	94.334	57.910	96.228	92.967	85.362	76.717	73.254	107.938	130.622	97.596		
7	T	5.9440	8.0102	7.3191	1.9964	5.9218	3.0940	6.5111	4.7672	5.0461	8.1138	5.0281	4.5065	7.6709	73.9292		
	S	119.410	79.671	108.806	117.143	89.461	57.736	95.815	93.394	83.503	78.150	73.496	108.177	130.659	95.637		
8	T	5.9870	7.4983	6.6116	1.7447	5.5568	3.2035	6.5760	4.7205	4.9237	8.0787	5.0013	4.4977	7.6683	72.0681		
	S	118.552	85.110	120.449	134.042	95.338	55.763	94.870	94.318	85.579	78.489	73.890	108.389	130.703	98.107		
9	T	5.9893	7.5188	6.6129	1.7484	5.5645	3.0551	6.4694	4.8320	4.9398	8.0804	5.0262	4.5017	7.6700	72.0085		
	S	118.507	84.878	120.426	133.759	95.206	58.472	96.433	92.141	85.300	78.473	73.524	108.292	130.674	98.188		
10	T	5.8839	7.4233	6.6054	1.7538	5.5391	3.0373	6.4439	4.6984	4.9232	8.0269	4.9865	4.5042	7.6679	71.4938		
	S	120.630	85.970	120.563	133.347	95.642	58.814	96.815	94.761	85.587	78.996	74.109	108.232	130.710	98.895		
11	T	5.8682	7.4564	6.6135	1.7534	5.5656	3.0451	6.4476	4.7515	4.9730	8.0710	5.0360	4.5106	7.6603	71.7522		
	S	120.952	85.588	120.415	133.377	95.187	58.664	96.759	93.702	84.730	78.564	73.381	108.079	130.840	98.539		
12	T	5.8373	7.4395	6.6017	1.7537	5.5166	2.9973	6.4308	4.7324	4.9498	7.9968	5.0264	4.4975	7.6696	71.4494		
	S	121.593	85.783	120.630	133.354	96.032	59.599	97.012	94.081	85.127	79.293	73.521	108.394	130.681	98.957		
13	T	5.8620	7.4742	6.6218	1.7615	5.5775	3.0297	6.4262	4.6605	4.9373	8.0699	5.0174	4.5100	7.6814	71.6294		
	S	121.080	85.385	120.264	132.764	94.984	58.962	97.081	95.532	85.343	78.575	73.653	108.093	130.480	98.708		
14	T	5.8763	7.4014	6.6152	1.7563	5.4881	3.0552	6.4389	4.7172	4.9503	8.9832	5.0723	4.5219	7.6901	72.5664		
	S	120.786	86.224	120.384	133.157	96.531	58.470	96.890	94.384	85.119	70.586	72.856	107.809	130.333	97.434		
15	T	6.0183	7.5737	6.5993	1.7519	5.6643	3.0981	6.4758	4.7966	5.8636	8.3533	5.1275	4.4971	7.7006	73.5201		
	S	117.936	84.263	120.674	133.491	93.528	57.660	96.338	92.821	71.861	75.909	72.071	108.403	130.155	96.170		
16	T	7.2994															
	S	97.237															

Event: Cooper Tires USF2000 Portland GP

Round 12 / 13

Track: Portland International Raceway

1.964 mile(s)

Report: Section Data Report

USF2000 Championship

Session: Qualifications - Race 2

August 31, 2019



Section Data for Car 2 - Keane, Darren

Lap	T/SPO to SF	SF to PI
1	T	78.8262
	S	87.777
2	T	
	S	
3	T	68.5642
	S	91.507
4	T	79.1559
	S	87.411
5	T	
	S	
6	T	
	S	
7	T	
	S	
8	T	
	S	
9	T	
	S	
10	T	
	S	
11	T	
	S	
12	T	
	S	
13	T	
	S	
14	T	
	S	
15	T	72.4259
	S	86.628
16	T	
	S	

Event: Cooper Tires USF2000 Portland GP
Track: Portland International Raceway
Report: Section Data Report
Session: Qualifications - Race 2

Round 12 / 13
1.964 mile(s)
USF2000 Championship
August 31, 2019



Section Data for Car 21 - Sundaramoorthy, Yuven (R)

Lap	T/S	I9 to I10	I10 to I11	I11 to SF	SF to I1	I1 to I2A	I2A to I2	I2 to I3	I3 to I4	I4 to I5	I5 to I6	I6 to I7	I7 to I8	I8 to I9	Lap	PO to SF
1	T	6.6379	8.1476	6.7818	1.7822	6.3128	3.4054	6.6596	5.0933	5.2195	8.4818	5.2271	4.5828	7.7459	76.0777	79.6726
	S	106.927	78.328	117.427	131.222	83.920	52.457	93.679	87.414	80.729	74.759	70.698	106.376	129.394	92.937	86.844
2	T	6.3545	7.8388	6.6894	1.7623	6.4106	3.3183	7.2055	5.2219	5.2004	8.4573	5.0970	4.5338	7.7301	75.8199	
	S	111.696	81.413	119.049	132.704	82.640	53.834	86.582	85.262	81.025	74.976	72.503	107.526	129.658	93.253	
3	T	6.2229	7.7791	6.7055	1.7665	5.5822	3.1271	6.5547	4.9632	5.0444	10.9627	6.7339	5.9147	9.4600	80.8169	
	S	114.058	82.038	118.763	132.388	94.904	57.125	95.178	89.706	83.531	57.841	54.878	82.422	105.948	87.487	
4	T	6.2859	7.7229	6.6968	1.7635	5.4146	3.1305	6.9403	4.8591	4.9945	8.2207	5.0504	4.5107	7.6879	73.2778	
	S	112.915	82.635	118.917	132.613	97.842	57.063	89.890	91.628	84.366	77.133	73.172	108.076	130.370	96.488	
5	T	6.1419	7.6521	6.6571	1.7459	5.5640	3.0893	6.5495	4.8015	4.9513	8.1112	5.0574	4.5295	7.7693	72.6200	
	S	115.562	83.400	119.626	133.950	95.214	57.824	95.254	92.727	85.102	78.175	73.070	107.628	129.004	97.362	
6	T	6.0412	8.3007	6.8532	1.7954	5.6372	3.1067	6.5576	4.8690	5.0167	8.2264	5.0001	4.5577	7.7719	73.7338	
	S	117.489	76.883	116.203	130.257	93.978	57.500	95.136	91.441	83.992	77.080	73.908	106.962	128.961	95.891	
7	T	5.9860	7.5550	6.6855	1.7734	5.5549	3.0286	6.5128	4.7144	5.1004	8.1520	5.0349	4.5518	7.7610	72.4107	
	S	118.572	84.471	119.118	131.873	95.370	58.983	95.790	94.440	82.614	77.783	73.397	107.100	129.142	97.643	
8	T	5.9703	7.5240	6.6706	1.7666	5.4637	3.0633	6.5617	4.7364	5.0003	7.9995	5.0550	4.5334	7.7376	72.0824	
	S	118.884	84.819	119.384	132.381	96.962	58.315	95.077	94.001	84.268	79.266	73.105	107.535	129.533	98.088	
9	T	5.9049	7.5879	6.6848	1.7632	5.4121	2.9867	6.4796	4.7401	4.9785	8.0802	4.9840	4.5308	7.7235	71.8563	
	S	120.201	84.105	119.131	132.636	97.887	59.811	96.281	93.928	84.637	78.475	74.146	107.597	129.769	98.396	
10	T	5.9688	7.5461	6.6559	1.7535	5.4461	3.0303	6.5620	4.7450	5.2002	9.2515	5.1133	4.5320	7.7502	73.5549	
	S	118.914	84.571	119.648	133.370	97.276	58.950	95.072	93.831	81.028	68.539	72.271	107.568	129.322	96.124	
11	T	5.9014	7.4260	6.6562	1.7679	5.3918	3.0732	6.5551	4.7275	4.9630	8.0524	5.0072	4.5276	7.7274	71.7767	
	S	120.272	85.939	119.642	132.283	98.255	58.127	95.172	94.178	84.901	78.746	73.803	107.673	129.704	98.506	
12	T	5.9194	7.4922	6.6809	1.7682	5.3873	3.0183	6.5405	4.6913	4.9865	8.0150	5.0823	4.5181	7.7146	71.8146	
	S	119.906	85.179	119.200	132.261	98.337	59.184	95.385	94.905	84.501	79.113	72.712	107.899	129.919	98.454	
13	T	5.8840	7.4361	6.6635	1.7667	5.3981	3.0522	6.5475	4.6401	4.9584	7.9842	4.9957	4.5243	7.7110	71.5618	
	S	120.628	85.822	119.511	132.373	98.141	58.527	95.283	95.952	84.980	79.418	73.973	107.751	129.980	98.801	
14	T	5.8691	7.4728	6.6914	1.7720	5.4822	2.9710	6.4957	4.7038	4.9556	8.0648	5.0032	4.5232	7.7000	71.7048	
	S	120.934	85.401	119.013	131.977	96.635	60.127	96.043	94.653	85.028	78.625	73.862	107.778	130.165	98.604	
15	T	5.9921	7.6013	6.6346	1.7464	5.6816	3.0232	6.4648	4.7875	5.0358	8.1800	5.0384	4.5249	7.6671	72.3777	
	S	118.451	83.957	120.032	133.912	93.244	59.089	96.502	92.998	83.674	77.517	73.346	107.737	130.724	97.688	
16	T	6.0689	7.5483	6.6234	1.7425	5.6970	3.0035	6.4572	4.7270	5.4725	10.6773	5.0680	4.5522	7.7110	75.3488	
	S	116.952	84.546	120.235	134.212	92.992	59.476	96.615	94.188	76.997	59.387	72.917	107.091	129.980	93.836	
17	T	6.3517														
	S	111.745														

Event: Cooper Tires USF2000 Portland GP
Track: Portland International Raceway
Report: Section Data Report
Session: Qualifications - Race 2

Round 12 / 13
1.964 mile(s)
USF2000 Championship
August 31, 2019



Section Data for Car 21 - Sundaramoorthy, Yuven (R)

Lap	T/SF to PI
1	T
	S
2	T
	S
3	T
	S
4	T
	S
5	T
	S
6	T
	S
7	T
	S
8	T
	S
9	T
	S
10	T
	S
11	T
	S
12	T
	S
13	T
	S
14	T
	S
15	T
	S
16	T 72.8082
	S 86.173
17	T
	S

Event: Cooper Tires USF2000 Portland GP
Track: Portland International Raceway
Report: Section Data Report
Session: Qualifications - Race 2

Round 12 / 13
1.964 mile(s)
USF2000 Championship
August 31, 2019



Section Data for Car 22 - McElrea, Hunter (R)

Lap	T/S	I9 to I10	I10 to I11	I11 to SF	SF to I1	I1 to I2A	I2A to I2	I2 to I3	I3 to I4	I4 to I5	I5 to I6	I6 to I7	I7 to I8	I8 to I9	Lap	PI to PO
1	T	6.8144	8.2105	6.6667	1.7741	6.2547	3.3545	6.6010	5.0096	5.1135	8.2510	5.2293	4.5582	7.7834	75.6209	
	S	104.158	77.728	119.454	131.821	84.700	53.253	94.510	88.875	82.402	76.850	70.668	106.950	128.771	93.498	
2	T	6.1720	7.6448	6.6780	1.7720	5.6618	3.1230	6.4982	4.8118	5.0725	8.2544	5.0533	4.5404	7.7339	73.0161	
	S	114.999	83.479	119.252	131.977	93.570	57.200	96.006	92.528	83.068	76.819	73.130	107.369	129.595	96.833	
3	T	6.0296	7.5581	6.6577	1.7645	5.5290	3.2826	6.8623	5.0216	5.1350	8.2316	5.0372	4.5095	7.7308	73.3495	
	S	117.715	84.437	119.615	132.538	95.817	54.419	90.912	88.662	82.057	77.031	73.363	108.105	129.647	96.393	
4	T	5.9528	7.4866	6.6660	1.7701	5.4334	3.0600	6.4606	4.7160	4.9799	8.1523	5.0588	4.5575	7.7610	72.0550	
	S	119.233	85.243	119.466	132.119	97.503	58.378	96.564	94.408	84.613	77.781	73.050	106.967	129.142	98.125	
5	T	5.9283	7.4465	6.6503	1.7694	5.3314	3.2570	6.5441	4.6911	4.9826	8.1139	4.9996	4.5246	7.7356	71.9744	
	S	119.726	85.702	119.749	132.171	99.368	54.847	95.332	94.909	84.567	78.149	73.915	107.744	129.566	98.235	
6	T	6.0952					3.6329	6.9173	5.3941	5.4162	8.8204	5.3462	4.6177	7.8132	154.4548	80.4293
	S	116.448					49.172	90.189	82.540	77.797	71.889	69.123	105.572	128.279	45.776	11.673
7	T	6.5526	7.7435	6.6958	1.7715	5.8178	3.2188	6.5326	4.8321	4.9775	8.2518	5.0623	4.5048	7.7392	73.7003	
	S	108.319	82.415	118.935	132.014	91.061	55.498	95.500	92.139	84.654	76.843	73.000	108.218	129.506	95.934	
8	T	5.9049	7.4375	6.6402	1.7614	5.4439	3.0603	6.4455	4.7016	5.0098	8.0604	4.9681	4.4968	7.7077	71.6381	
	S	120.201	85.806	119.931	132.771	97.315	58.372	96.791	94.697	84.108	78.667	74.384	108.410	130.035	98.696	
9	T	5.8516	7.4111	6.5421	1.7189	5.3417	3.1384	6.4899	4.6726	4.9857	8.2007	4.9962	4.4901	7.7035	71.5425	
	S	121.295	86.112	121.729	136.054	99.177	56.920	96.128	95.285	84.514	77.322	73.965	108.572	130.106	98.828	
10	T	5.7851	7.3180	6.6080	1.7587	5.3204	3.0606	6.4582	4.6993	4.9492	8.0297	4.9530	4.5102	7.7216	71.1720	
	S	122.690	87.207	120.515	132.975	99.574	58.366	96.600	94.743	85.138	78.968	74.610	108.088	129.801	99.342	
11	T	5.7437	7.3469	6.6101	1.7642	5.3947	3.0072	6.4254	4.5921	4.9196	7.9273	4.9351	4.5211	7.7290	70.9164	
	S	123.574	86.864	120.477	132.561	98.202	59.403	97.093	96.955	85.650	79.988	74.881	107.828	129.677	99.700	
12	T	5.7750	7.4030	6.6615	1.7715	5.3812	2.9842	6.4237	4.6236	4.9153	7.9660	4.9544	4.5265	7.7274	71.1133	
	S	122.904	86.206	119.547	132.014	98.449	59.861	97.119	96.295	85.725	79.600	74.589	107.699	129.704	99.424	
13	T	5.7643	7.3528	6.6269	1.7662	5.3581	3.0525	6.4142	4.6142	4.9064	7.8939	4.9500	4.5211	7.7181	70.9387	
	S	123.133	86.794	120.171	132.411	98.873	58.521	97.263	96.491	85.880	80.327	74.656	107.828	129.860	99.669	
14	T	5.7048	7.5662	6.6561	1.7700	5.5087	3.0230	6.4416	4.7325	5.0091	8.0772	5.0077	4.5076	7.7160	71.7205	
	S	124.417	84.346	119.644	132.126	96.170	59.092	96.849	94.079	84.120	78.504	73.795	108.151	129.895	98.583	
15	T	5.7413	7.4037	6.6383	1.7677	5.4284	3.0609	6.4285	4.6044	4.9346	7.9214	4.9947	4.5131	7.7213	71.1583	
	S	123.626	86.198	119.965	132.298	97.593	58.361	97.047	96.696	85.390	80.048	73.988	108.019	129.806	99.362	
16	T	6.2292														
	S	113.943														

Event: Cooper Tires USF2000 Portland GP

Round 12 / 13

Track: Portland International Raceway

1.964 mile(s)

Report: Section Data Report

USF2000 Championship

Session: Qualifications - Race 2

August 31, 2019



Section Data for Car 22 - McElrea, Hunter (R)

Lap	T/SPO to SF	SF to PI
1	T	79.8969
	S	86.600
2	T	
	S	
3	T	
	S	
4	T	
	S	
5	T	68.3337
	S	91.815
6	T	78.6330
	S	87.992
7	T	
	S	
8	T	
	S	
9	T	
	S	
10	T	
	S	
11	T	
	S	
12	T	
	S	
13	T	
	S	
14	T	
	S	
15	T	69.4990
	S	90.276
16	T	
	S	

Event: Cooper Tires USF2000 Portland GP
Track: Portland International Raceway
Report: Section Data Report
Session: Qualifications - Race 2

Round 12 / 13
1.964 mile(s)
USF2000 Championship
August 31, 2019



Section Data for Car 23 - Kaminsky, Colin

Lap	T/S	I9 to I10	I10 to I11	I11 to SF	SF to I1	I1 to I2A	I2A to I2	I2 to I3	I3 to I4	I4 to I5	I5 to I6	I6 to I7	I7 to I8	I8 to I9	Lap	PI to PO
1	T	6.6732	8.2381	6.7002	1.7624	6.6407	3.3902	6.6360	5.1225	5.2055	8.5050	5.2224	4.5433	7.6471	76.2866	
	S	106.362	77.467	118.857	132.696	79.777	52.692	94.012	86.916	80.946	74.555	70.762	107.301	131.066	92.682	
2	T	6.4648	7.8096	6.6128	1.7466	5.8383	3.1382	6.5164	4.9412	5.0659	8.8071	5.1163	4.5610	7.7103	74.3285	
	S	109.790	81.718	120.428	133.897	90.741	56.923	95.737	90.105	83.176	71.998	72.229	106.884	129.991	95.124	
3	T	6.0023	7.5960	6.6292	1.7555	5.4860	3.1467	6.5843	4.8298	5.0461			4.9039	7.9930	81.6181	
	S	118.250	84.016	120.130	133.218	96.568	56.769	94.750	92.183	83.503			99.411	125.394	86.628	
4	T	6.1892	7.6932	6.7325	1.7824	5.4688	3.1494	6.5655	4.7680	4.9713	8.2027	5.0596	4.5534	7.7567	72.8927	
	S	114.679	82.954	118.286	131.207	96.872	56.721	95.021	93.378	84.759	77.303	73.038	107.063	129.214	96.997	
5	T	6.3107					3.8927	7.1687	5.1473	5.2225	10.2528	5.9620	5.1420	8.1032	188.2762	113.3025
	S	112.471					45.890	87.026	86.497	80.682	61.846	61.983	94.807	123.689	37.553	8.286
6	T	6.4311	7.8540	6.7511	1.7918	5.6408	3.2019	6.6276	4.8503	4.9076	8.3060	5.0353	4.5419	7.7476	73.6870	
	S	110.366	81.256	117.961	130.519	93.918	55.791	94.131	91.794	85.859	76.341	73.391	107.334	129.366	95.952	
7	T	5.9771	7.5310	6.6585	1.7624	5.4117	3.1083	6.5550	4.7117	4.9198	8.1036	4.9960	4.5432	7.7659	72.0442	
	S	118.749	84.741	119.601	132.696	97.894	57.471	95.174	94.494	85.646	78.248	73.968	107.303	129.061	98.140	
8	T	5.8357	7.4076	6.6361	1.7607	5.5634	3.6722	9.3559	4.7641	5.0984	8.7888	5.0631	4.5226	7.7241	76.1927	
	S	121.626	86.152	120.005	132.824	95.225	48.646	66.681	93.455	82.646	72.148	72.988	107.792	129.759	92.796	
9	T	5.8244	7.4613	6.6404	1.7585	5.3767	3.0400	6.4936	4.6344	4.9502	8.0642	4.9973	4.5051	7.6894	71.4355	
	S	121.862	85.532	119.927	132.990	98.531	58.762	96.074	96.070	85.121	78.630	73.949	108.211	130.345	98.976	
10	T	5.8411	7.5890	6.5996	1.7544				4.8905	4.9538	8.0888	5.0748	4.5597	7.7417	74.0560	
	S	121.514	84.093	120.668	133.301				91.039	85.059	78.391	72.820	106.915	129.464	95.474	
11	T	5.8233	7.4295	6.6230	1.7621	5.4461	2.9929	6.4567	4.6200	4.8584	8.0285	5.0064	4.5460	7.7346	71.3275	
	S	121.885	85.898	120.242	132.719	97.276	59.687	96.623	96.370	86.729	78.980	73.815	107.237	129.583	99.126	
12	T	5.8635	7.5383	6.6723	1.7700	5.3973	3.0370	6.5761	4.7132	5.0673	8.0847	5.0365	4.5409	7.7262	72.0233	
	S	121.049	84.659	119.354	132.126	98.155	58.820	94.868	94.464	83.153	78.431	73.373	107.358	129.724	98.168	
13	T	5.8154	7.3968	6.6376	1.7623	5.4433	3.0136	6.4833	4.5934	4.9229	8.0804	4.9984	4.5394	7.7158	71.4026	
	S	122.051	86.278	119.978	132.704	97.326	59.277	96.226	96.928	85.593	78.473	73.933	107.393	129.899	99.022	
14	T	5.7602	7.4187	6.6398	1.7608	5.3406	3.0135	6.4785	4.6352	4.8438	8.8879	5.0053	4.4903	7.6978	71.9724	
	S	123.220	86.023	119.938	132.817	99.197	59.279	96.298	96.054	86.990	71.343	73.831	108.567	130.202	98.238	
15	T	6.5746														
	S	107.957														

Event: Cooper Tires USF2000 Portland GP

Round 12 / 13

Track: Portland International Raceway

1.964 mile(s)

Report: Section Data Report

USF2000 Championship

Session: Qualifications - Race 2

August 31, 2019



Section Data for Car 23 - Kaminsky, Colin

Lap	T/SPO to SF	SF to PI
1	T	79.6714
	S	86.845
2	T	
	S	
3	T	
	S	
4	T	67.3838
	S	93.110
5	T	80.9039
	S	85.522
6	T	
	S	
7	T	
	S	
8	T	
	S	
9	T	
	S	
10	T	
	S	
11	T	
	S	
12	T	
	S	
13	T	
	S	
14	T	70.1148
	S	89.483
15	T	
	S	

Event: Cooper Tires USF2000 Portland GP
Track: Portland International Raceway
Report: Section Data Report
Session: Qualifications - Race 2

Round 12 / 13
1.964 mile(s)
USF2000 Championship
August 31, 2019



Section Data for Car 24 - Tomaselli, Bruna

Lap	T/S	I9 to I10	I10 to I11	I11 to SF	SF to I1	I1 to I2A	I2A to I2	I2 to I3	I3 to I4	I4 to I5	I5 to I6	I6 to I7	I7 to I8	I8 to I9	Lap	PO to SF
1	T	6.5382	7.7489	6.6547	1.7571	6.0750	3.7284	6.6612	4.9653	5.1216	8.3019	5.1272	4.5238	7.6885	74.8918	78.4024
	S	108.558	82.358	119.669	133.096	87.205	47.912	93.656	89.668	82.272	76.379	72.075	107.763	130.360	94.408	88.251
2	T	6.1215	7.5141	6.6296	1.7502	5.6145	3.2480	6.6034	4.8414	5.0148	8.1821	5.0052	4.5184	7.7115	72.7547	
	S	115.948	84.931	120.122	133.621	94.358	54.999	94.476	91.963	84.024	77.497	73.832	107.892	129.971	97.181	
3	T	6.0831	7.5121	6.6311	1.7524	5.4441	3.0597	6.4880	4.7306	4.9974	8.1089	5.0111	4.5146	7.7002	72.0333	
	S	116.679	84.954	120.095	133.453	97.311	58.384	96.157	94.116	84.317	78.197	73.745	107.983	130.162	98.155	
4	T	6.0350	7.4631	6.5985	1.7487	5.4236	3.0258	6.4208	4.7511	4.9579	8.1003	5.0554	4.4709	7.5908	71.6419	
	S	117.609	85.512	120.689	133.736	97.679	59.038	97.163	93.710	84.988	78.280	73.099	109.038	132.038	98.691	
5	T	6.0734	7.4945	6.5662	1.7367	5.4720	3.0470	6.4437	4.7781	4.9553	8.1282	5.0517	4.4841	7.6622	71.8931	
	S	116.866	85.153	121.282	134.660	96.815	58.627	96.818	93.181	85.033	78.011	73.153	108.717	130.807	98.346	
6	T	6.1106	7.5873	6.6269	1.7598	5.5800	3.0183	6.4058	4.7267	4.9681	8.1215	5.0388	4.5256	7.6889	72.1583	
	S	116.154	84.112	120.171	132.892	94.941	59.184	97.390	94.194	84.814	78.076	73.340	107.721	130.353	97.985	
7	T	5.9849	7.4173	6.6001	1.7515	5.6580	3.0673	6.4806	4.8780	5.0870	8.1870	5.1382	4.5616	7.7468	72.5583	
	S	118.594	86.040	120.659	133.522	93.633	58.239	96.266	91.273	82.831	77.451	71.921	106.870	129.379	97.444	
8	T	6.0074	7.5424	6.6455	1.7687	5.5553	3.0292	6.4941	4.7215	4.9531	8.0350	5.0158	4.5266	7.7396	72.0342	
	S	118.150	84.613	119.835	132.223	95.363	58.971	96.066	94.298	85.071	78.916	73.676	107.697	129.499	98.153	
9	T	5.9141	7.5028	6.6332	1.7603	5.5286	3.0134	6.4465	4.7415	4.9057	8.0904	5.0095	4.4955	7.7093	71.7508	
	S	120.014	85.059	120.057	132.854	95.824	59.281	96.776	93.900	85.893	78.376	73.769	108.442	130.008	98.541	
10	T	6.2408														
	S	113.731														

Event: Cooper Tires USF2000 Portland GP

Round 12 / 13

Track: Portland International Raceway

1.964 mile(s)

Report: Section Data Report

USF2000 Championship

Session: Qualifications - Race 2

August 31, 2019



Section Data for Car 24 - Tomaselli, Bruna

Lap	T/SF to PI	
1	T	
	S	
2	T	
	S	
3	T	
	S	
4	T	
	S	
5	T	
	S	
6	T	
	S	
7	T	
	S	
8	T	
	S	
9	T	69.5608
	S	90.196
10	T	
	S	

Event: Cooper Tires USF2000 Portland GP
Track: Portland International Raceway
Report: Section Data Report
Session: Qualifications - Race 2

Round 12 / 13
1.964 mile(s)
USF2000 Championship
August 31, 2019



Section Data for Car 3 - Gold, Reece (R)

Lap	T/S	I9 to I10	I10 to I11	I11 to SF	SF to I1	I1 to I2A	I2A to I2	I2 to I3	I3 to I4	I4 to I5	I5 to I6	I6 to I7	I7 to I8	I8 to I9	Lap	PO to SF
1	T	7.0342	8.3936	7.4573	1.8524	5.8648	4.1455	8.3362	5.1425	5.1742	8.3458	5.3153	5.0768	9.3062	81.4448	86.7729
	S	100.903	76.032	106.790	126.249	90.331	43.092	74.838	86.578	81.436	75.977	69.525	96.025	107.699	86.812	79.738
2	T	6.4700	7.6471	6.6729	1.7605	5.4248	3.1627	6.5395	4.8362	5.0349	8.2491	5.0549	4.5387	7.7008	73.0921	
	S	109.702	83.454	119.343	132.839	97.658	56.482	95.399	92.061	83.689	76.868	73.106	107.410	130.152	96.733	
3	T	6.0090	7.5025	6.6471	1.7574	5.4735	3.0919	6.5099	4.8287	5.0327	8.1373	5.0047	4.5229	7.6869	72.2045	
	S	118.118	85.063	119.806	133.074	96.789	57.776	95.833	92.204	83.725	77.924	73.840	107.785	130.387	97.922	
4	T	5.9637	7.5463	6.6836	1.7756	5.6875	3.0745	6.4477	4.7454	4.9361	8.1899	4.9860	4.5385	7.7533	72.3281	
	S	119.015	84.569	119.152	131.710	93.147	58.103	96.758	93.823	85.364	77.424	74.117	107.414	129.270	97.755	
5	T	5.9571	7.4575	6.6551	1.7644	5.5474	3.0849	6.5078	4.7885	4.9286	9.2690	5.8242	4.7163	7.8687	74.3695	
	S	119.147	85.576	119.662	132.546	95.499	57.907	95.864	92.978	85.494	68.410	63.450	103.365	127.375	95.071	
6	T	6.7635	8.0876	6.7651	1.7792	6.3063	3.3346	6.6198	4.8009	4.9477	8.2516	5.0035	4.5524	7.7747	74.9869	
	S	104.942	78.909	117.716	131.443	84.007	53.571	94.242	92.738	85.164	76.845	73.857	107.086	128.915	94.288	
7	T	5.9790	7.5216	6.6654	1.7615	5.4870	3.4979	6.6524	4.7996	5.0007	8.0869	4.9971	4.5501	7.7670	72.7662	
	S	118.711	84.847	119.477	132.764	96.551	51.070	93.780	92.763	84.261	78.410	73.952	107.141	129.042	97.166	
8	T	5.9178	7.4344	6.6604	1.7629	5.4135	3.0800	6.4823	4.6478	4.8873	8.0497	5.0312	4.5710	7.7718	71.7101	
	S	119.939	85.842	119.567	132.658	97.861	57.999	96.241	95.793	86.216	78.772	73.451	106.651	128.963	98.597	
9	T	5.8835	7.5652	6.6976	1.7679	5.6160	3.6290	7.0331	4.8122	4.9647	9.0479	5.1231	4.5473	7.7088	74.3963	
	S	120.638	84.358	118.903	132.283	94.333	49.225	88.704	92.521	84.872	70.082	72.133	107.206	130.017	95.037	
10	T	5.8427	7.5141	6.6609	1.7587	5.3646	3.1102	6.5270	4.6425	4.9365	8.0346	5.1071	4.5462	7.7157	71.7608	
	S	121.480	84.931	119.558	132.975	98.753	57.436	95.582	95.902	85.357	78.920	72.359	107.232	129.900	98.527	
11	T	5.8549	7.4710	6.6428	1.7583	5.4870	3.0684	6.4971	4.6595	4.9312	8.0155	4.9517	4.5308	7.7224	71.5906	
	S	121.227	85.421	119.884	133.006	96.551	58.218	96.022	95.553	85.448	79.108	74.630	107.597	129.788	98.762	
12	T	5.7993	7.4477	6.6771	1.7678	5.4533	3.0739	6.5156	4.6255	4.9279	8.2996	4.9667	4.5415	7.7396	71.8355	
	S	122.389	85.688	119.268	132.291	97.147	58.114	95.749	96.255	85.506	76.400	74.405	107.343	129.499	98.425	
13	T	5.8289	7.4270	6.6421	1.7615	5.5995	3.0876	6.4999	4.8493	6.2314	8.2330	5.0708	4.5805	7.7654	73.5769	
	S	121.768	85.927	119.896	132.764	94.611	57.856	95.980	91.813	67.619	77.018	72.877	106.429	129.069	96.095	
14	T	5.9026	7.4018	6.6628	1.7673	5.4377	3.0805	6.5059	4.6788	4.9633	8.0220	4.9725	4.5343	7.7380	71.6675	
	S	120.247	86.220	119.524	132.328	97.426	57.989	95.892	95.158	84.896	79.044	74.318	107.514	129.526	98.656	
15	T	6.5104														
	S	109.021														

Event: Cooper Tires USF2000 Portland GP

Round 12 / 13

Track: Portland International Raceway

1.964 mile(s)

Report: Section Data Report

USF2000 Championship

Session: Qualifications - Race 2

August 31, 2019



Section Data for Car 3 - Gold, Reece (R)

Lap	T/SF to PI	
1	T	
	S	
2	T	
	S	
3	T	
	S	
4	T	
	S	
5	T	
	S	
6	T	
	S	
7	T	
	S	
8	T	
	S	
9	T	
	S	
10	T	
	S	
11	T	
	S	
12	T	
	S	
13	T	
	S	
14	T	69.1533
	S	90.727
15	T	
	S	

Event: Cooper Tires USF2000 Portland GP
Track: Portland International Raceway
Report: Section Data Report
Session: Qualifications - Race 2

Round 12 / 13
1.964 mile(s)
USF2000 Championship
August 31, 2019



Section Data for Car 36 - Siegel, Nolan (R)

Lap	T/S	I9 to I10	I10 to I11	I11 to SF	SF to I1	I1 to I2A	I2A to I2	I2 to I3	I3 to I4	I4 to I5	I5 to I6	I6 to I7	I7 to I8	I8 to I9	Lap	PO to SF
1	T	6.6371	8.0744	6.8075	1.7882	5.7840	3.3020	6.6903	5.0773	5.1297	8.4440	5.1930	4.5996	7.8159	75.3430	80.0681
	S	106.940	79.038	116.983	130.782	91.593	54.099	93.249	87.690	82.142	75.094	71.162	105.987	128.235	93.843	86.415
2	T	6.2615	7.7690	6.7293	1.7768	5.5770	3.2176	6.5745	4.9401	5.1778	8.3097	5.0834	4.5750	7.7807	73.7724	
	S	113.355	82.145	118.343	131.621	94.992	55.519	94.891	90.125	81.379	76.307	72.697	106.557	128.815	95.841	
3	T	6.1290	7.6518	6.6986	1.7643	5.5196	3.2329	6.5580	4.8523	5.0490	8.3910	5.0979	4.5749	7.7719	73.2912	
	S	115.806	83.403	118.885	132.553	95.980	55.256	95.130	91.756	83.455	75.568	72.490	106.560	128.961	96.470	
4	T	6.1844	7.6580	6.6682	1.7592	5.6370	3.1778	7.9138	5.2518	5.2688	8.3710	5.1336	4.5542	7.7865	75.3643	
	S	114.768	83.335	119.427	132.937	93.981	56.214	78.832	84.776	79.973	75.749	71.986	107.044	128.719	93.816	
5	T	6.1118	7.5144	6.6833	1.7714	5.4469	3.1388	6.5239	4.8097	4.9690	8.1854	5.0487	4.5816	7.7789	72.5638	
	S	116.132	84.928	119.157	132.022	97.261	56.912	95.627	92.569	84.798	77.466	73.196	106.404	128.845	97.437	
6	T	6.1047	7.5950	6.6923	1.7727	5.4084	3.1671	6.5354	4.7710	4.9287	8.1940	5.0173	4.5499	7.7621	72.4986	
	S	116.267	84.027	118.997	131.925	97.954	56.404	95.459	93.319	85.492	77.385	73.654	107.145	129.124	97.525	
7	T	5.9716	7.4631	6.6468	1.7586	5.4532	3.1234	6.5303	4.7331	4.9573	8.6146	5.0808	4.5717	7.7777	72.6822	
	S	118.858	85.512	119.812	132.983	97.149	57.193	95.534	94.067	84.999	73.607	72.734	106.634	128.865	97.278	
8	T	6.0691	7.5652	6.6633	1.7579	5.4132	3.0961	6.5013	4.7692	5.0334	8.1721	5.0442	4.5572	7.7294	72.3716	
	S	116.949	84.358	119.515	133.036	97.867	57.697	95.960	93.355	83.714	77.592	73.261	106.974	129.670	97.696	
9	T	6.1075	7.5582	6.6452	1.7480	5.5763	3.1130	6.4977	4.8592	5.1040	8.2047	5.0612	4.5537	7.7345	72.7632	
	S	116.213	84.436	119.840	133.789	95.004	57.384	96.013	91.626	82.556	77.284	73.015	107.056	129.585	97.170	
10	T	6.1207	8.8665	7.7080	1.8688	5.5307	3.1562	6.5768	4.8216	4.9217	8.2772	5.0342	4.5578	7.7697	75.2099	
	S	115.963	71.977	103.317	125.141	95.788	56.599	94.858	92.340	85.613	76.607	73.407	106.959	128.998	94.009	
11	T	6.0688	7.5939	6.6887	1.7709	5.3012	3.1596	6.5380	4.7304	4.9102	8.1242	5.0726	4.6012	7.7854	72.3451	
	S	116.954	84.039	119.061	132.059	99.934	56.538	95.421	94.120	85.814	78.050	72.851	105.951	128.737	97.732	
12	T	6.0122	7.5723	6.7110	1.7726	5.3413	3.1149	6.5076	4.7453	4.9584	8.1290	5.1132	4.6363	7.7920	72.4061	
	S	118.055	84.278	118.665	131.933	99.184	57.349	95.867	93.825	84.980	78.004	72.273	105.149	128.628	97.649	
13	T	5.9717	7.5672	6.7046	1.7766	5.4541	3.0700	6.4799	4.7440	4.9191	8.1079	5.0839	4.5670	7.7722	72.2182	
	S	118.856	84.335	118.779	131.636	97.133	58.188	96.277	93.851	85.659	78.207	72.689	106.744	128.956	97.903	
14	T	5.9599	7.4708	6.6742	1.7721	5.4638	3.0868	6.5007	4.7235	4.9587	8.1803	5.0471	4.5500	7.7568	72.1447	
	S	119.091	85.423	119.320	131.970	96.960	57.871	95.969	94.258	84.975	77.514	73.219	107.143	129.212	98.003	
15	T	5.9533	7.4911	6.6697	1.7664	5.4468	3.0626	6.4949	4.7296	4.9855	8.2339	5.0891	4.5541	7.7533	72.2303	
	S	119.223	85.192	119.400	132.396	97.263	58.328	96.054	94.136	84.518	77.010	72.615	107.046	129.270	97.887	
16	T	6.0055	7.5247	6.6587	1.7555	5.5114	3.0546	6.4588	4.8408	5.0835	8.1742	5.1000	4.5381	7.7234	72.4292	
	S	118.187	84.812	119.597	133.218	96.123	58.481	96.591	91.974	82.888	77.572	72.460	107.424	129.771	97.618	
17	T	6.7358														
	S	105.373														

Event: Cooper Tires USF2000 Portland GP

Round 12 / 13

Track: Portland International Raceway

1.964 mile(s)

Report: Section Data Report

USF2000 Championship

Session: Qualifications - Race 2

August 31, 2019



Section Data for Car 36 - Siegel, Nolan (R)

Lap	T/SF to PI
1	T
	S
2	T
	S
3	T
	S
4	T
	S
5	T
	S
6	T
	S
7	T
	S
8	T
	S
9	T
	S
10	T
	S
11	T
	S
12	T
	S
13	T
	S
14	T
	S
15	T
	S
16	T 70.2528
	S 89.307
17	T
	S

Event: Cooper Tires USF2000 Portland GP
Track: Portland International Raceway
Report: Section Data Report
Session: Qualifications - Race 2

Round 12 / 13
1.964 mile(s)
USF2000 Championship
August 31, 2019



Section Data for Car 4 - Crawford, Jak (R)

Lap	T/S	I9 to I10	I10 to I11	I11 to SF	SF to I1	I1 to I2A	I2A to I2	I2 to I3	I3 to I4	I4 to I5	I5 to I6	I6 to I7	I7 to I8	I8 to I9	Lap	PI to PO
1	T	6.8298	8.3066	6.7758	1.7836	6.6447	3.4292	6.6781	5.1652	5.2423	8.4237	5.2620	4.5714	7.7376	76.8500	
	S	103.923	76.828	117.531	131.119	79.729	52.093	93.419	86.197	80.378	75.275	70.229	106.641	129.533	92.003	
2	T	6.3201	7.7792	6.6729	1.7616	5.6563	3.1972	6.5458	4.9165	5.1069	8.2604	5.1228	4.5533	7.7232	73.6162	
	S	112.304	82.037	119.343	132.756	93.661	55.873	95.307	90.558	82.509	76.763	72.137	107.065	129.774	96.044	
3	T	6.1452	7.5503	6.6488	1.7583	5.4699	3.1666	6.5226	4.8895	5.0671	8.2233	5.1170	4.5382	7.7052	72.8020	
	S	115.500	84.524	119.776	133.006	96.852	56.413	95.646	91.058	83.157	77.109	72.219	107.421	130.077	97.118	
4	T	6.0625	7.5886	6.6597	1.7638	5.4157	3.1446	6.5277	4.7434	5.0130	8.2023	5.0481	4.5527	7.7337	72.4558	
	S	117.076	84.097	119.580	132.591	97.822	56.807	95.572	93.862	84.054	77.306	73.205	107.079	129.598	97.582	
5	T	5.9996	7.5337	6.6697	1.7657	5.4234	3.1412	6.5021	4.7455	5.0490	8.0791	5.1046	4.5384	7.7103	72.2623	
	S	118.303	84.710	119.400	132.448	97.683	56.869	95.948	93.821	83.455	78.485	72.395	107.417	129.991	97.844	
6	T	6.2746					3.8473	7.1779	6.0430	6.0640	9.1004	7.0851	5.3094	8.0267	183.4914	101.5695
	S	113.118					46.432	86.915	73.677	69.486	69.677	52.158	91.818	124.867	38.533	9.244
7	T	6.6827	7.8587	6.6907	1.7701	6.2016	3.2624	6.5903	5.2236	5.2386	8.3794	5.3510	4.6189	7.7887	75.6567	
	S	106.210	81.207	119.025	132.119	85.425	54.756	94.664	85.234	80.434	75.673	69.061	105.545	128.683	93.454	
8	T	6.0397	7.5822	6.6475	1.7598	5.5041	3.1408	6.5163	4.7428	4.9481	8.0431	5.0076	4.5341	7.7325	72.1986	
	S	117.518	84.168	119.799	132.892	96.251	56.876	95.739	93.874	85.157	78.837	73.797	107.519	129.618	97.930	
9	T	5.8726	7.3800	6.6429	1.7584	5.3703	3.0597	6.4747	4.6383	4.9009	7.9979	5.0162	4.5336	7.7292	71.3747	
	S	120.862	86.475	119.882	132.998	98.649	58.384	96.354	95.989	85.977	79.282	73.670	107.530	129.674	99.060	
10	T	5.8228	7.4069	6.6623	1.7664	5.3137	3.1136	8.9809	5.1048	5.0750	8.1579	5.0559	4.5268	7.7065	74.6935	
	S	121.895	86.160	119.533	132.396	99.699	57.373	69.466	87.217	83.027	77.727	73.092	107.692	130.056	94.659	
11	T	5.8208	7.4078	6.6497	1.7613	5.3742	3.0458	6.4660	4.6252	4.8875	8.0476	5.0827	4.5573	7.7275	71.4534	
	S	121.937	86.150	119.759	132.779	98.577	58.650	96.484	96.261	86.213	78.793	72.707	106.971	129.702	98.951	
12	T	5.7978	7.4288	6.6538	1.7628	5.3346	3.0843	6.4796	4.6135	4.8790	8.0252	5.0847	4.5206	7.7015	71.3662	
	S	122.421	85.906	119.686	132.666	99.309	57.918	96.281	96.505	86.363	79.012	72.678	107.840	130.140	99.072	
13	T	5.7944	7.4237	6.6642	1.7655	5.4406	3.1382	6.4887	4.6538	4.8982	8.1271	5.0546	4.5185	7.7052	71.6727	
	S	122.493	85.965	119.499	132.463	97.374	56.923	96.146	95.670	86.024	78.022	73.111	107.890	130.077	98.648	
14	T	5.8216	7.4541	6.6699	1.7673	5.3510	3.0668	6.5111	4.6084	4.8969	8.0229	5.0446	4.5224	7.7214	71.4584	
	S	121.921	85.615	119.397	132.328	99.004	58.248	95.815	96.612	86.047	79.035	73.256	107.797	129.805	98.944	
15	T	5.8029	7.4375	6.6322	1.7572	5.2887	3.0449	6.4629	4.6974	4.8933	7.9943	5.2685	4.6739	7.8045	71.7582	
	S	122.313	85.806	120.075	133.089	100.171	58.667	96.530	94.782	86.110	79.318	70.142	104.303	128.422	98.531	
16	T	6.9869														
	S	101.586														

Event: Cooper Tires USF2000 Portland GP

Round 12 / 13

Track: Portland International Raceway

1.964 mile(s)

Report: Section Data Report

USF2000 Championship

Session: Qualifications - Race 2

August 31, 2019



Section Data for Car 4 - Crawford, Jak (R)

Lap	T/SPO to SF	SF to PI
1	T	81.0263
	S	85.393
2	T	
	S	
3	T	
	S	
4	T	
	S	
5	T	68.9080
	S	91.050
6	T	86.3053
	S	80.170
7	T	
	S	
8	T	
	S	
9	T	
	S	
10	T	
	S	
11	T	
	S	
12	T	
	S	
13	T	
	S	
14	T	
	S	
15	T	73.7732
	S	85.046
16	T	
	S	

Event: Cooper Tires USF2000 Portland GP
Track: Portland International Raceway
Report: Section Data Report
Session: Qualifications - Race 2

Round 12 / 13
1.964 mile(s)
USF2000 Championship
August 31, 2019



Section Data for Car 40 - Miller, Jack William (R)

Lap	T/S	I9 to I10	I10 to I11	I11 to SF	SF to I1	I1 to I2A	I2A to I2	I2 to I3	I3 to I4	I4 to I5	I5 to I6	I6 to I7	I7 to I8	I8 to I9	Lap	PI to PO
1	T	8.2829					3.5135	7.3967	6.5970	5.8148	9.0436	5.5036	5.1042	8.1286	145.4799	62.4084
	S	85.691					50.843	84.344	67.489	72.464	70.115	67.146	95.510	123.302	48.601	15.044
2	T	6.5833	7.9392	6.8258	1.7934	6.0807	3.1836	6.7328	5.1674	5.1417	8.8602	5.3077	4.7525	7.9358	76.3041	
	S	107.814	80.384	116.670	130.402	87.124	56.111	92.660	86.161	81.950	71.566	69.624	102.578	126.298	92.661	
3	T	6.8475	8.2595	6.8465	1.7975	6.0652	3.1657	6.6059	4.9495	5.2064	8.5884	5.2588	4.8023	8.1315	76.5247	
	S	103.654	77.266	116.317	130.105	87.346	56.429	94.440	89.954	80.932	73.831	70.272	101.514	123.258	92.394	
4	T	6.5528	7.8306	6.8162	1.7983	5.7125	3.1508	6.6567	4.9288	5.2949	8.2261	5.1211	4.6308	7.8886	74.6082	
	S	108.316	81.498	116.834	130.047	92.739	56.696	93.720	90.332	79.579	77.083	72.161	105.273	127.053	94.767	
5	T	6.1357	7.6400	6.7474	1.7863	5.7711	3.0851	6.5880	4.9003	5.1481	8.1945	5.1625	4.5957	7.9041	73.6588	
	S	115.679	83.532	118.025	130.921	91.798	57.903	94.697	90.857	81.848	77.380	71.583	106.077	126.804	95.989	
6	T	6.1824	7.7454	6.8082	1.8057	5.6350	3.0337	6.5337	4.7947	4.9841	8.1138	5.1025	4.5958	7.8534	73.1884	
	S	114.805	82.395	116.971	129.514	94.015	58.884	95.484	92.858	84.542	78.150	72.424	106.075	127.623	96.605	
7	T	6.1358					3.5199	6.7245	5.0157	5.3588	8.3311	5.1092	4.5596	7.8215	129.2208	56.4371
	S	115.677					50.750	92.775	88.767	78.630	76.111	72.329	106.917	128.143	54.716	16.636
8	T	6.0866	7.6997	6.7167	1.7694	5.8885	3.0694	6.4855	4.8812	5.0203	8.2428	5.1021	4.5403	7.7351	73.2376	
	S	116.612	82.884	118.565	132.171	89.967	58.199	96.194	91.213	83.932	76.927	72.430	107.372	129.575	96.541	
9	T	6.0260	7.5966	6.6930	1.7658	5.8758	2.9539	6.4421	4.7679	5.0396	8.1848	5.0850	4.5475	7.7725	72.7505	
	S	117.785	84.009	118.985	132.441	90.162	60.475	96.842	93.380	83.611	77.472	72.674	107.202	128.951	97.187	
10	T	6.0495	7.5751	6.6850	1.7707	5.6204	3.0078	6.4659	4.6853	4.9958	8.1851	5.0662	4.5395	7.7620	72.4083	
	S	117.328	84.247	119.127	132.074	94.259	59.391	96.485	95.026	84.344	77.469	72.943	107.391	129.126	97.646	
11	T	5.9862	7.5343	6.6840	1.7721	5.6086	2.9994	6.4661	4.7348	4.9925	8.0872	5.0052	4.5508	7.7679	72.1891	
	S	118.568	84.704	119.145	131.970	94.457	59.557	96.482	94.033	84.399	78.407	73.832	107.124	129.028	97.943	
12	T	5.9235	7.5499	6.7181	1.7807	5.8175	3.2922	6.6014	4.8942	5.0552	8.7595	5.5677	4.5977	7.7782	74.3358	
	S	119.823	84.529	118.540	131.332	91.065	54.260	94.505	90.970	83.353	72.389	66.373	106.031	128.857	95.114	
13	T	6.0204	7.5866	6.6638	1.7636	5.6778	3.0451	6.4975	4.7651	4.9583	8.1631	5.0742	4.5418	7.7360	72.4933	
	S	117.895	84.120	119.506	132.606	93.306	58.664	96.016	93.435	84.981	77.678	72.828	107.336	129.560	97.532	
14	T	5.9325	7.5942	6.6864	1.7649	5.5999	2.9856	6.4482	4.6765	4.9651	8.1457	5.0674	4.5294	7.7584	72.1542	
	S	119.641	84.035	119.102	132.508	94.604	59.833	96.750	95.205	84.865	77.844	72.926	107.630	129.185	97.990	
15	T	6.3950														
	S	110.989														

Event: Cooper Tires USF2000 Portland GP

Round 12 / 13

Track: Portland International Raceway

1.964 mile(s)

Report: Section Data Report

USF2000 Championship

Session: Qualifications - Race 2

August 31, 2019



Section Data for Car 40 - Miller, Jack William (R)

Lap	T/SPO to SF	SF to PI
1	T	85.7125
	S	80.724
2	T	
	S	
3	T	
	S	
4	T	
	S	
5	T	
	S	
6	T	68.1677
	S	92.039
7	T	77.5714
	S	89.196
8	T	
	S	
9	T	
	S	
10	T	
	S	
11	T	
	S	
12	T	
	S	
13	T	
	S	
14	T	69.8163
	S	89.866
15	T	
	S	

Event: Cooper Tires USF2000 Portland GP
Track: Portland International Raceway
Report: Section Data Report
Session: Qualifications - Race 2

Round 12 / 13
1.964 mile(s)
USF2000 Championship
August 31, 2019



Section Data for Car 5 - Green, Josh (R)

Lap	T/S	I9 to I10	I10 to I11	I11 to SF	SF to I1	I1 to I2A	I2A to I2	I2 to I3	I3 to I4	I4 to I5	I5 to I6	I6 to I7	I7 to I8	I8 to I9	Lap	PO to SF
1	T	6.5417	7.8505	6.7734	1.7876	5.8368	3.1899	6.5778	5.0271	5.1693	8.3661	5.1514	4.5790	7.8150	74.6656	84.6472
	S	108.500	81.292	117.572	130.825	90.764	56.001	94.844	88.565	81.513	75.793	71.737	106.464	128.250	94.694	81.740
2	T	6.2262	7.8226	6.7445	1.7807	5.7131	3.1844	6.5376	4.9975	5.0244	8.2719	5.0853	4.5760	7.7850	73.7492	
	S	113.998	81.582	118.076	131.332	92.729	56.097	95.427	89.090	83.863	76.656	72.669	106.534	128.744	95.871	
3	T	6.0246	7.5986	6.6989	1.7739	5.5683	3.1558	6.5283	4.8521	5.0659	8.2605	5.1288	4.5765	7.7883	73.0205	
	S	117.812	83.987	118.880	131.836	95.141	56.606	95.563	91.760	83.176	76.762	72.053	106.522	128.690	96.828	
4	T	6.0481	7.5784	6.6806	1.7697	5.4558	3.1129	6.5338	4.8735	5.0245	8.2725	5.0814	4.5511	7.6998	72.6821	
	S	117.355	84.211	119.205	132.149	97.103	57.386	95.483	91.357	83.862	76.650	72.725	107.117	130.169	97.278	
5	T	6.1448	7.5893	6.5802	1.7246	5.6609	3.3486	6.5621	4.8673	5.0502	8.4178	5.0472	4.5450	7.7313	73.2693	
	S	115.508	84.090	121.024	135.605	93.585	53.347	95.071	91.473	83.435	75.327	73.218	107.261	129.638	96.499	
6	T	5.9959	7.5050	6.6537	1.7506	5.4680	3.2316	6.5561	4.8024	4.9942	8.2189	5.0442	4.5419	7.7333	72.4958	
	S	118.376	85.034	119.687	133.591	96.886	55.278	95.158	92.709	84.371	77.150	73.261	107.334	129.605	97.528	
7	T	5.9460	7.4516	6.6454	1.7527	5.4420	3.1239	6.5074	4.8152	4.9178	8.1859	5.0078	4.5387	7.7250	72.0594	
	S	119.370	85.644	119.837	133.430	97.349	57.184	95.870	92.463	85.681	77.461	73.794	107.410	129.744	98.119	
8	T	5.9536	7.7456	6.7267	1.7648	5.4629	3.1232	6.4944	4.7462	4.9389	8.0906	5.0598	4.5273	7.7006	72.3346	
	S	119.217	82.393	118.388	132.516	96.976	57.197	96.062	93.807	85.315	78.374	73.036	107.680	130.155	97.746	
9	T	5.9424	7.3819	6.6005	1.7434	5.4732	3.0768	6.4709	4.7962	4.9276	8.2030	4.9901	4.5692	11.4197	75.5949	
	S	119.442	86.452	120.652	134.142	96.794	58.059	96.411	92.829	85.511	77.300	74.056	106.693	87.767	93.530	
10	T	7.2670	7.5383	6.6840	1.7664	5.5029	3.0819	6.4599	4.8131	4.9880	8.1302	5.0340	4.5400	7.7228	73.5285	
	S	97.671	84.659	119.145	132.396	96.272	57.963	96.575	92.503	84.475	77.992	73.410	107.379	129.781	96.159	
11	T	5.9834	7.4864	6.6534	1.7626	5.3763	3.0817	6.4861	4.7602	4.9499	8.0685	5.0951	4.6091	7.7585	72.0712	
	S	118.624	85.245	119.693	132.681	98.539	57.967	96.185	93.531	85.126	78.588	72.530	105.769	129.184	98.103	
12	T	5.8849	7.5221	6.6763	1.7658	5.4233	3.0581	6.4784	4.8142	4.9434	8.0962	5.0726	4.5462	7.7303	72.0118	
	S	120.609	84.841	119.282	132.441	97.685	58.414	96.299	92.482	85.238	78.320	72.851	107.232	129.655	98.184	
13	T	5.8563	7.4620	6.6974	1.7617	5.4408	3.0654	6.4800	4.7417	4.9352	8.1785	5.1696	4.6228	7.7838	72.1952	
	S	121.198	85.524	118.906	132.749	97.370	58.275	96.275	93.896	85.379	77.531	71.484	105.456	128.764	97.934	
14	T	6.0531														
	S	117.258														

Event: Cooper Tires USF2000 Portland GP

Round 12 / 13

Track: Portland International Raceway

1.964 mile(s)

Report: Section Data Report

USF2000 Championship

Session: Qualifications - Race 2

August 31, 2019



Section Data for Car 5 - Green, Josh (R)

Lap	T/SF to PI	
1	T	
	S	
2	T	
	S	
3	T	
	S	
4	T	
	S	
5	T	
	S	
6	T	
	S	
7	T	
	S	
8	T	
	S	
9	T	
	S	
10	T	
	S	
11	T	
	S	
12	T	
	S	
13	T	68.2308
	S	91.954
14	T	
	S	

Event: Cooper Tires USF2000 Portland GP
Track: Portland International Raceway
Report: Section Data Report
Session: Qualifications - Race 2

Round 12 / 13
1.964 mile(s)
USF2000 Championship
August 31, 2019



Section Data for Car 6 - Rasmussen, Christian (R)

Lap	T/S	I9 to I10	I10 to I11	I11 to SF	SF to I1	I1 to I2A	I2A to I2	I2 to I3	I3 to I4	I4 to I5	I5 to I6	I6 to I7	I7 to I8	I8 to I9	Lap	PO to SF
1	T	7.8835	8.4288	6.9002	1.7972	5.8897	3.5223	7.4926	5.4566	5.5187	8.6006	5.1831	4.5446	7.8901	79.1080	105.7271
	S	90.033	75.714	115.412	130.127	89.949	50.716	83.264	81.594	76.352	73.726	71.298	107.270	127.029	89.377	65.443
2	T	6.0570	7.5077	6.6861	1.7719	5.6496	3.1127	6.4485	4.8166	5.2519	8.2196	5.1151	4.5184	7.7247	72.8798	
	S	117.182	85.004	119.107	131.985	93.772	57.390	96.746	92.436	80.231	77.144	72.246	107.892	129.749	97.015	
3	T	5.9357	7.4697	6.6565	1.7605	5.4680	3.1180	6.5116	4.8037	5.0896	8.1273	5.0822	4.5198	7.6954	72.2380	
	S	119.577	85.436	119.637	132.839	96.886	57.292	95.808	92.684	82.789	78.020	72.714	107.859	130.243	97.876	
4	T	5.8995	7.5671	6.6296	1.7505	5.5193	3.0688	6.4973	4.7726	4.9675	8.2043	4.9826	4.5210	7.6705	72.0506	
	S	120.311	84.336	120.122	133.598	95.985	58.210	96.019	93.288	84.824	77.288	74.167	107.830	130.666	98.131	
5	T	5.8224	7.5564	6.6477	1.7597	5.3530	3.0409	6.4937	4.7004	4.9437	8.0980	4.9965	4.5149	7.7341	71.6614	
	S	121.904	84.456	119.795	132.900	98.967	58.745	96.072	94.721	85.232	78.302	73.961	107.976	129.591	98.664	
6	T	5.8008	7.3738	6.6349	1.7564	5.3579	3.0226	6.4883	4.6559	4.8825	8.0614	4.9732	4.5157	7.7223	71.2457	
	S	122.358	86.547	120.026	133.149	98.877	59.100	96.152	95.626	86.301	78.658	74.307	107.957	129.789	99.240	
7	T	5.7424	7.3788	6.6376	1.7538	5.2583	3.0712	6.5014	4.6546	4.9019	8.1976	4.9937	4.5233	7.7117	71.3263	
	S	123.602	86.489	119.978	133.347	100.750	58.165	95.958	95.653	85.959	77.351	74.002	107.775	129.968	99.128	
8	T	5.8318	7.4354	6.6528	1.7590	5.3954	3.0072	6.4705	4.7110	4.9017	8.0928	5.0299	4.4999	7.6939	71.4813	
	S	121.707	85.830	119.704	132.953	98.190	59.403	96.417	94.508	85.963	78.352	73.470	108.336	130.268	98.913	
9	T	5.7693	7.4367	6.6559	1.7546	5.3611	3.0620	6.4603	4.7430	4.8918	8.0944	4.9967	4.5205	7.6730	71.4193	
	S	123.026	85.815	119.648	133.286	98.818	58.340	96.569	93.870	86.137	78.337	73.958	107.842	130.623	98.998	
10	T	6.0964	7.9883	7.8249	2.2901	6.7757	3.1660	6.5812	4.8470	5.1279	9.0126	5.0294	4.5115	7.7041	76.9551	
	S	116.425	79.890	101.773	102.119	78.187	56.423	94.795	91.856	82.171	70.356	73.477	108.057	130.096	91.877	
11	T	5.7922	7.4025	6.6591	1.7658	5.5236	2.9542	6.4412	4.6689	4.9235	8.0684	4.9844	4.5036	7.6881	71.3755	
	S	122.539	86.212	119.590	132.441	95.911	60.469	96.855	95.360	85.582	78.589	74.140	108.247	130.367	99.059	
12	T	5.7693	7.3608	6.6435	1.7623	5.4423	2.9912	6.4586	4.6126	4.9068	8.0550	5.0444	4.5114	7.6710	71.2292	
	S	123.026	86.700	119.871	132.704	97.344	59.721	96.594	96.524	85.873	78.720	73.259	108.060	130.657	99.263	
13	T	5.7347	7.5188	6.6006	1.7410	5.5352	3.0561	6.4111	4.9127	4.9535	8.0990	5.0188	4.5073	7.7254	71.8142	
	S	123.768	84.878	120.650	134.327	95.710	58.452	97.310	90.628	85.064	78.292	73.632	108.158	129.737	98.454	
14	T	5.9755														
	S	118.780														

Event: Cooper Tires USF2000 Portland GP

Round 12 / 13

Track: Portland International Raceway

1.964 mile(s)

Report: Section Data Report

USF2000 Championship

Session: Qualifications - Race 2

August 31, 2019



Section Data for Car 6 - Rasmussen, Christian (R)

Lap	T/SF to PI	
1	T	
	S	
2	T	
	S	
3	T	
	S	
4	T	
	S	
5	T	
	S	
6	T	
	S	
7	T	
	S	
8	T	
	S	
9	T	
	S	
10	T	
	S	
11	T	
	S	
12	T	
	S	
13	T	68.9017
	S	91.059
14	T	
	S	

Event: Cooper Tires USF2000 Portland GP
Track: Portland International Raceway
Report: Section Data Report
Session: Qualifications - Race 2

Round 12 / 13
1.964 mile(s)
USF2000 Championship
August 31, 2019



Section Data for Car 7 - Bogle, Christian (R)

Lap	T/S	I9 to I10	I10 to I11	I11 to SF	SF to I1	I1 to I2A	I2A to I2	I2 to I3	I3 to I4	I4 to I5	I5 to I6	I6 to I7	I7 to I8	I8 to I9	Lap	PO to SF
1	T	6.9883	7.9697	6.8142	1.7938	5.9777	3.1963	6.6094	5.1277	5.2718	8.4610	5.2442	4.5770	7.8372	75.8683	80.5217
	S	101.566	80.076	116.868	130.373	88.625	55.888	94.390	86.828	79.928	74.943	70.467	106.511	127.887	93.193	85.928
2	T	6.3025	7.8585	6.8299	1.7938	6.0304	3.1580	6.5599	4.9587	5.1050	8.2802	5.1926	4.6001	7.8323	74.5019	
	S	112.618	81.209	116.600	130.373	87.850	56.566	95.103	89.787	82.539	76.579	71.168	105.976	127.967	94.902	
3	T	6.1966	7.5470	6.7147	1.7778	5.6448	3.0850	6.5506	4.8580	5.1290	8.5282	5.1340	4.6019	7.8339	73.6015	
	S	114.542	84.561	118.600	131.547	93.851	57.905	95.238	91.648	82.153	74.352	71.980	105.935	127.940	96.063	
4	T	6.1489	7.5622	6.7047	1.7764	5.6325	3.1101	6.5667	4.8842	5.0994	8.2198	5.1900	4.5927	7.8234	73.3110	
	S	115.431	84.391	118.777	131.650	94.056	57.437	95.004	91.157	82.630	77.142	71.203	106.147	128.112	96.444	
5	T	6.1614	7.6101	6.7035	1.7732	5.6985	3.0321	6.5660	4.7927	5.1687	8.3250	5.1019	4.5866	7.8472	73.3669	
	S	115.197	83.860	118.798	131.888	92.967	58.915	95.014	92.897	81.522	76.167	72.433	106.288	127.724	96.370	
6	T	6.1614	7.6372	6.7290	1.7750	5.8274	3.1014	6.5495	4.7534	5.0332	8.2114	5.1239	4.5674	7.7622	73.2324	
	S	115.197	83.562	118.348	131.754	90.911	57.599	95.254	93.665	83.717	77.221	72.122	106.735	129.122	96.547	
7	T	6.1099	7.5619	6.6678	1.7629	5.6834	3.0553	6.4900	4.7122	5.0565	8.1760	5.1295	4.5946	7.7912	72.7912	
	S	116.168	84.394	119.434	132.658	93.214	58.468	96.127	94.484	83.331	77.555	72.043	106.103	128.642	97.133	
8	T	6.1159	7.6629	6.7015	1.7743	5.7433	2.9970	6.5167	4.8794	5.1131	8.1946	5.1422	4.5559	7.8034	73.2002	
	S	116.054	83.282	118.834	131.806	92.242	59.605	95.733	91.246	82.409	77.379	71.865	107.004	128.441	96.590	
9	T	6.1568	7.6125	6.7079	1.7764	5.8278	3.0677	6.5114	4.7851	5.0713	8.2003	5.1018	4.5618	7.7976	73.1784	
	S	115.283	83.833	118.720	131.650	90.904	58.231	95.811	93.045	83.088	77.325	72.434	106.866	128.536	96.619	
10	T	6.1603	7.6106	6.7002	1.7762	5.7555	3.0407	6.5272	4.7305	5.0834	8.2329	5.0594	4.5720	7.7759	73.0248	
	S	115.217	83.854	118.857	131.665	92.046	58.748	95.579	94.118	82.890	77.019	73.041	106.627	128.895	96.822	
11	T	6.1086	7.6331	6.7231	1.7793	5.7046	3.0303	6.5445	4.7185	5.3357	8.5352	5.0922	4.5817	7.8075	73.5943	
	S	116.192	83.607	118.452	131.436	92.868	58.950	95.326	94.358	78.971	74.291	72.571	106.402	128.373	96.073	
12	T	6.2601	7.6040	6.7461	1.7865	5.8769	3.0945	6.5619	4.7993	5.1516	8.3675	5.1045	4.5644	7.8363	73.7536	
	S	113.380	83.927	118.048	130.906	90.145	57.727	95.074	92.769	81.793	75.780	72.396	106.805	127.901	95.865	
13	T	6.1879	7.5735	6.7593	1.7850	5.7203	3.0429	6.5299	4.7693	5.0448	8.2379	5.0104	4.5362	7.8069	73.0043	
	S	114.703	84.265	117.817	131.016	92.613	58.706	95.540	93.353	83.524	76.972	73.756	107.469	128.383	96.849	
14	T	6.7447														
	S	105.234														

Event: Cooper Tires USF2000 Portland GP

Round 12 / 13

Track: Portland International Raceway

1.964 mile(s)

Report: Section Data Report

USF2000 Championship

Session: Qualifications - Race 2

August 31, 2019



Section Data for Car 7 - Bogle, Christian (R)

Lap	T/SF to PI	
1	T	
	S	
2	T	
	S	
3	T	
	S	
4	T	
	S	
5	T	
	S	
6	T	
	S	
7	T	
	S	
8	T	
	S	
9	T	
	S	
10	T	
	S	
11	T	
	S	
12	T	
	S	
13	T	69.1503
	S	90.731
14	T	
	S	

Event: Cooper Tires USF2000 Portland GP

Round 12 / 13

Track: Portland International Raceway

1.964 mile(s)



Report: Section Data Report

USF2000 Championship

Session: Qualifications - Race 2

August 31, 2019

Section Data for Car 73 - Dupell, Kyle

Lap	T/S	I9 to I10	I10 to I11	I11 to SF	SF to I1	I1 to I2A	I2A to I2	I2 to I3	I3 to I4	I4 to I5	I5 to I6	I6 to I7	I7 to I8	I8 to I9	Lap	PO to SF
1	T	7.0007	8.2433	6.8491	1.7998	5.8551	3.3064	6.6841	5.2139	5.2705	8.5510	5.1649	4.6193	7.8357	76.3938	81.0935
	S	101.386	77.418	116.273	129.939	90.481	54.027	93.335	85.392	79.948	74.154	71.549	105.535	127.911	92.552	85.322
2	T	6.4980	7.8178	6.7720	1.7869	5.6314	3.2337	6.8973	5.7842	5.3291	8.4839	5.1270	4.6141	7.8357	75.8111	
	S	109.229	81.632	117.597	130.877	94.075	55.242	90.450	76.973	79.068	74.740	72.078	105.654	127.911	93.263	
3	T	6.4726	7.7927	6.7575	1.7833	5.6130	3.1858	6.5793	5.0035	4.9810	8.5654	5.2010	4.5993	7.8252	74.3596	
	S	109.658	81.895	117.849	131.141	94.383	56.073	94.822	88.983	84.594	74.029	71.053	105.994	128.083	95.084	
4	T	6.4580	7.6876	6.7236	1.7754	5.5080	3.2547	6.6466	4.8460	5.0196	8.3836	5.0521	4.5690	7.7853	73.7095	
	S	109.906	83.014	118.443	131.724	96.182	54.886	93.862	91.875	83.944	75.635	73.147	106.697	128.739	95.923	
5	T	6.3129	7.6613	6.7623	1.7900	6.0125	3.2257	6.5106	4.8878	5.0942	8.3136	5.0725	4.5541	7.7668	73.9643	
	S	112.432	83.299	117.765	130.650	88.112	55.379	95.823	91.090	82.714	76.272	72.853	107.046	129.046	95.592	
6	T	6.2087	7.6534	6.7619	1.7904	5.7879	3.1030	6.5111	4.9395	5.0747	8.1561	5.0755	4.5526	7.7739	73.3887	
	S	114.319	83.385	117.772	130.621	91.531	57.569	95.815	90.136	83.032	77.744	72.810	107.082	128.928	96.342	
7	T	6.2224	7.5923	6.6963	1.7694	5.6478	3.1468	6.5491	4.8123	5.0243	8.2492	5.0345	4.5599	7.7825	73.0868	
	S	114.067	84.056	118.926	132.171	93.802	56.768	95.259	92.519	83.865	76.867	73.403	106.910	128.785	96.740	
8	T	6.3165	7.5895	6.6881	1.7669	5.6925	3.1585	6.5457	4.7904	4.9973	8.1969	5.1370	4.5889	7.8424	73.3106	
	S	112.368	84.087	119.072	132.358	93.065	56.557	95.309	92.942	84.318	77.357	71.938	106.235	127.802	96.444	
9	T	6.1438	7.5961	6.7449	1.7777	5.6217	3.0909	6.5347	4.7627	4.9692	8.1835	5.1146	4.5452	7.7977	72.8827	
	S	115.527	84.014	118.069	131.554	94.237	57.794	95.469	93.482	84.795	77.484	72.253	107.256	128.534	97.011	
10	T	6.1664	7.5664	6.7373	1.7761	5.6005	3.0699	6.5013	4.7891	4.9675	8.2515	5.0877	4.5465	7.7843	72.8445	
	S	115.103	84.344	118.202	131.673	94.594	58.190	95.960	92.967	84.824	76.846	72.635	107.225	128.756	97.062	
11	T	6.1070	7.5433	6.7336	1.7838	5.5894	3.0878	6.5168	4.7128	4.9614	8.1733	5.0641	4.5521	7.7890	72.6144	
	S	116.223	84.602	118.267	131.104	94.782	57.852	95.732	94.472	84.928	77.581	72.974	107.093	128.678	97.369	
12	T	6.1363	7.5533	6.7098	1.7803	5.5837	3.0867	6.5310	4.7599	4.9596	8.0378	5.2294	4.5700	7.8129	72.7507	
	S	115.668	84.490	118.687	131.362	94.878	57.873	95.523	93.537	84.959	78.889	70.667	106.674	128.284	97.187	
13	T	6.1129	7.5508	6.7376	1.7870	5.6551	3.0381	6.4978	4.7507	4.9420	8.2082	5.1008	4.5554	7.7875	72.7239	
	S	116.111	84.518	118.197	130.869	93.681	58.799	96.012	93.718	85.262	77.251	72.449	107.016	128.703	97.223	
14	T	6.0480	7.4818	6.7476	1.7884	5.6425	3.0439	6.4974	4.7790	5.0347	8.1601	5.0683	4.5536	7.7892	72.6345	
	S	117.357	85.298	118.022	130.767	93.890	58.687	96.017	93.163	83.692	77.706	72.913	107.058	128.675	97.342	
15	T	6.1409	7.5885	6.7402	1.7873	5.5933	3.0395	6.5124	4.7979	5.0086	8.1096	5.2644	4.5747	7.8215	72.9788	
	S	115.581	84.099	118.151	130.847	94.716	58.772	95.796	92.796	84.128	78.190	70.197	106.564	128.143	96.883	
16	T	6.1507	7.6095	6.7491	1.7864	5.5908	3.1103	6.5400	4.7617	4.9911	8.1440	5.1585	4.5371	7.8076	72.9368	
	S	115.397	83.866	117.996	130.913	94.758	57.434	95.392	93.502	84.423	77.860	71.638	107.447	128.371	96.939	
17	T	6.8590														
	S	103.480														

Event: Cooper Tires USF2000 Portland GP

Round 12 / 13

Track: Portland International Raceway

1.964 mile(s)

Report: Section Data Report

USF2000 Championship

Session: Qualifications - Race 2

August 31, 2019



Section Data for Car 73 - Dupell, Kyle

Lap	T/SF to PI	
1	T	
	S	
2	T	
	S	
3	T	
	S	
4	T	
	S	
5	T	
	S	
6	T	
	S	
7	T	
	S	
8	T	
	S	
9	T	
	S	
10	T	
	S	
11	T	
	S	
12	T	
	S	
13	T	
	S	
14	T	
	S	
15	T	
	S	
16	T	68.9777
	S	90.958
17	T	
	S	

Event: Cooper Tires USF2000 Portland GP

Round 12 / 13

Track: Portland International Raceway

1.964 mile(s)



Report: Section Data Report

USF2000 Championship

Session: Qualifications - Race 2

August 31, 2019

Section Data for Car 77 - Ori, Ayrton (R)

Lap	T/S	I9 to I10	I10 to I11	I11 to SF	SF to I1	I1 to I2A	I2A to I2	I2 to I3	I3 to I4	I4 to I5	I5 to I6	I6 to I7	I7 to I8	I8 to I9	Lap	PO to SF
1	T	6.9873	8.1109	6.7887	1.7860	5.9688	3.3316	6.6942	5.1092	5.4284	8.4684	5.2352	4.6030	7.8244	76.3361	79.9936
	S	101.580	78.682	117.307	130.943	88.757	53.619	93.195	87.142	77.622	74.877	70.589	105.909	128.096	92.622	86.496
2	T	6.4775	7.8994	6.7443	1.7723				5.4830	5.4762	8.3603	5.1750	4.5552	7.7917	82.8847	
	S	109.575	80.789	118.080	131.955				81.201	76.945	75.845	71.410	107.021	128.633	85.304	
3	T	6.2714	7.7575	6.7347	1.7715	5.6381	3.2456	6.5903	4.8518	5.2941	8.3976	5.2402	4.5968	7.8331	74.2227	
	S	113.176	82.266	118.248	132.014	93.963	55.040	94.664	91.765	79.591	75.509	70.521	106.052	127.954	95.259	
4	T	6.5311	7.7392	6.7031	1.7693	5.6297	3.1300	6.5430	4.8511	5.1658	8.1337	5.1321	4.5652	7.8059	73.6992	
	S	108.676	82.461	118.805	132.179	94.103	57.072	95.348	91.779	81.568	77.958	72.007	106.786	128.399	95.936	
5	T	6.1120	7.5990	6.6844	1.7659	5.5151	3.1189	6.5477	4.7627	5.0902	8.1701	5.0466	4.5756	7.7783	72.7665	
	S	116.128	83.982	119.138	132.433	96.059	57.275	95.280	93.482	82.779	77.611	73.227	106.543	128.855	97.166	
6	T	6.1117	7.5938	6.6863	1.7655	5.4993	3.3812	6.5987	4.8249	5.1893	8.1328	5.0565	4.5643	7.7851	73.1894	
	S	116.133	84.040	119.104	132.463	96.335	52.832	94.543	92.277	81.199	77.967	73.083	106.807	128.742	96.604	
7	T	6.1490	7.5133	6.6398	1.7549	5.5982	3.0580	6.5129	4.7311	5.1521	8.0393	5.2255	4.6067	7.8040	72.7848	
	S	115.429	84.940	119.938	133.263	94.633	58.416	95.789	94.107	81.785	78.874	70.720	105.824	128.431	97.141	
8	T	6.0966	7.7624	6.6996	1.7621	5.5472	3.1601	6.5617	4.7714	5.0415	8.6161	5.1185	4.5752	7.7967	73.5091	
	S	116.421	82.214	118.867	132.719	95.503	56.529	95.077	93.312	83.579	73.594	72.198	106.553	128.551	96.184	
9	T	6.0951	7.6216	6.6818	1.7590	5.6232	3.1392	6.5329	4.7065	5.1419	8.0662	5.0851	4.5526	7.7685	72.7736	
	S	116.450	83.733	119.184	132.953	94.212	56.905	95.496	94.598	81.947	78.611	72.672	107.082	129.018	97.156	
10	T	6.0794	7.5167	6.6670	1.7566	5.5406	3.0626	6.5015	4.6736	5.1283	8.0472	5.0882	4.5522	7.7584	72.3723	
	S	116.750	84.902	119.449	133.134	95.616	58.328	95.957	95.264	82.164	78.796	72.628	107.091	129.185	97.695	
11	T	6.0071	7.5338	6.6564	1.7596	5.4828	3.0577	6.5029	4.7039	5.0459	8.2273	5.0493	4.5365	7.7536	72.3168	
	S	118.156	84.709	119.639	132.907	96.624	58.422	95.936	94.651	83.506	77.072	73.187	107.462	129.265	97.770	
12	T	6.0727	7.5614	6.6537	1.7610	5.5574	3.0717	6.5535	4.7259	5.1195	8.1653	5.0322	4.5342	7.7553	72.5638	
	S	116.879	84.400	119.687	132.802	95.327	58.156	95.195	94.210	82.306	77.657	73.436	107.516	129.237	97.437	
13	T	6.0740	7.5310	6.6590	1.7641	5.4053	3.0901	6.5423	4.7431	5.1583	8.1197	5.1068	4.5774	7.7643	72.5354	
	S	116.854	84.741	119.592	132.568	98.010	57.809	95.358	93.868	81.687	78.093	72.363	106.502	129.087	97.475	
14	T	6.1313	7.5847	6.6663	1.7660	5.5376	3.0680	6.5159	4.7475	5.1345	8.0209	5.6776	4.6052	7.7841	73.2396	
	S	115.762	84.141	119.461	132.426	95.668	58.226	95.745	93.781	82.065	79.055	65.088	105.859	128.759	96.538	
15	T	6.0468	7.5708	6.6868	1.7652	5.5013	3.0712	6.5059	4.8682	5.1438	8.3267	5.1490	4.5550	7.7643	72.9550	
	S	117.380	84.295	119.095	132.486	96.300	58.165	95.892	91.456	81.917	76.152	71.770	107.025	129.087	96.915	
16	T	6.3017	7.7513	6.7157	1.7684	5.6287	3.0554	6.5052	4.7969	5.1986	8.0208	5.0740	4.5311	7.7718	73.1196	
	S	112.632	82.332	118.582	132.246	94.120	58.466	95.902	92.816	81.053	79.056	72.831	107.590	128.963	96.696	
17	T	6.3749														
	S	111.339														

Event: Cooper Tires USF2000 Portland GP

Round 12 / 13

Track: Portland International Raceway

1.964 mile(s)

Report: Section Data Report

USF2000 Championship

Session: Qualifications - Race 2

August 31, 2019



Section Data for Car 77 - Ori, Ayrton (R)

Lap	T/SF to PI	
1	T	
	S	
2	T	
	S	
3	T	
	S	
4	T	
	S	
5	T	
	S	
6	T	
	S	
7	T	
	S	
8	T	
	S	
9	T	
	S	
10	T	
	S	
11	T	
	S	
12	T	
	S	
13	T	
	S	
14	T	
	S	
15	T	
	S	
16	T	69.9820
	S	89.653
17	T	
	S	

Event: Cooper Tires USF2000 Portland GP**Round 12 / 13****Track:** Portland International Raceway**1.964 mile(s)****Report:** Section Data Report**USF2000 Championship****Session:** Qualifications - Race 2**August 31, 2019****Section Data for Car 8 - Eves, Braden (R)**

Lap	T/S	I9 to I10	I10 to I11	I11 to SF	SF to I1	I1 to I2A	I2A to I2	I2 to I3	I3 to I4	I4 to I5	I5 to I6	I6 to I7	I7 to I8	I8 to I9	Lap	PI to PO
1	T	6.5942	7.8583	6.7429	1.7896	5.7390	3.2569	6.6723	5.0005	5.1021	8.2521	5.2187	4.5723	7.7997	74.5986	
	S	107.636	81.211	118.104	130.679	92.311	54.849	93.501	89.037	82.586	76.840	70.812	106.620	128.501	94.779	
2	T	6.2828	7.6186	6.6933	1.7771	5.5057	3.1790	6.5607	4.8492	5.0391	8.2586	5.1218	4.5542	7.7647	73.2048	
	S	112.971	83.766	118.979	131.598	96.223	56.193	95.091	91.815	83.619	76.779	72.151	107.044	129.081	96.584	
3	T	6.1651	7.5374	6.6577	1.7692	5.4659	3.0640	6.5091	4.7453	4.9943	8.1358	5.0548	4.5408	7.7551	72.3945	
	S	115.128	84.669	119.615	132.186	96.923	58.302	95.845	93.825	84.369	77.938	73.108	107.360	129.240	97.665	
4	T	5.9687	7.4650	6.6638	1.7677	5.3871	3.0566	6.4946	4.7115	4.9691	8.1296	5.0837	4.5269	7.7442	71.9685	
	S	118.916	85.490	119.506	132.298	98.341	58.443	96.059	94.498	84.797	77.998	72.692	107.690	129.422	98.243	
5	T	5.9712	7.4381	6.6590	1.7673	5.3776	3.2401	6.6410	4.8227	4.9634	8.1874	5.0582	4.5194	7.7335	72.3789	
	S	118.866	85.799	119.592	132.328	98.515	55.133	93.941	92.319	84.894	77.447	73.059	107.868	129.601	97.686	
6	T	6.1738					3.8847	7.2108	5.9270	5.9621	9.1087	5.5092	4.6253	7.8362	187.5868	109.1158
	S	114.965					45.985	86.518	75.118	70.674	69.614	67.078	105.399	127.903	37.691	8.604
7	T	6.6733	7.9658	8.7179	1.9958	6.1511	3.3194	6.6205	5.0607	5.1444	8.3547	7.6175	5.1088	7.9461	80.6760	
	S	106.360	80.115	91.348	117.178	86.127	53.816	94.232	87.977	81.907	75.896	48.513	95.424	126.134	87.639	
8	T	6.1618	7.5351	6.6237	1.7509	5.5309	3.1106	6.5206	4.7607	4.9498	8.0677	5.0062	4.4976	7.6699	72.1855	
	S	115.189	84.695	120.229	133.568	95.784	57.428	95.676	93.521	85.127	78.596	73.818	108.391	130.676	97.948	
9	T	5.9843	7.4507	6.6001	1.7476	5.4130	3.0225	6.4811	4.6491	4.9172	8.0381	4.9952	4.4913	7.6591	71.4493	
	S	118.606	85.654	120.659	133.820	97.870	59.102	96.259	95.766	85.692	78.886	73.980	108.543	130.860	98.957	
10	T	5.9005	7.3729	6.5867	1.7496	5.4265	3.0259	6.4704	4.5960	4.8679	7.9818	4.9887	4.5104	7.6957	71.1730	
	S	120.290	86.558	120.905	133.667	97.627	59.036	96.418	96.873	86.560	79.442	74.077	108.084	130.238	99.341	
11	T	5.9148	7.3760	6.6157	1.7606	5.4000	3.0011	6.5772	5.1978	5.2655	10.4318	5.1041	4.5235	7.7283	74.8964	
	S	119.999	86.521	120.375	132.832	98.106	59.524	94.852	85.657	80.023	60.784	72.402	107.771	129.689	94.402	
12	T	5.9953	7.4150	6.6058	1.7528	5.3993	3.0193	6.4340	4.6370	4.9439	7.9895	5.0140	4.5036	7.6702	71.3797	
	S	118.388	86.066	120.555	133.423	98.119	59.165	96.964	96.016	85.229	79.366	73.703	108.247	130.671	99.053	
13	T	5.8593	7.3460	6.6136	1.7530	5.4175	2.9952	6.4307	4.6041	4.9333	8.0016	4.9979	4.4946	7.6550	71.1018	
	S	121.136	86.875	120.413	133.408	97.789	59.641	97.013	96.702	85.412	79.246	73.940	108.463	130.930	99.441	
14	T	5.8931	7.3788	6.5733	1.7423	5.4243	3.0054	6.4466	4.6204	4.9483	8.0089	5.0052	4.4875	7.6347	71.1688	
	S	120.441	86.489	121.151	134.227	97.667	59.438	96.774	96.361	85.153	79.173	73.832	108.635	131.279	99.347	
15	T	5.8880														
	S	120.546														

Event: Cooper Tires USF2000 Portland GP

Round 12 / 13

Track: Portland International Raceway

1.964 mile(s)

Report: Section Data Report

USF2000 Championship

Session: Qualifications - Race 2

August 31, 2019



Section Data for Car 8 - Eves, Braden (R)

Lap	T/SPO to SF	SF to PI
1	T	78.1367
	S	88.551
2	T	
	S	
3	T	
	S	
4	T	
	S	
5	T	67.2979
	S	93.229
6	T	86.8407
	S	79.676
7	T	
	S	
8	T	
	S	
9	T	
	S	
10	T	
	S	
11	T	
	S	
12	T	
	S	
13	T	
	S	
14	T	67.2284
	S	93.325
15	T	
	S	

Event: Cooper Tires USF2000 Portland GP
Track: Portland International Raceway
Report: Section Data Report
Session: Qualifications - Race 2

Round 12 / 13
1.964 mile(s)
USF2000 Championship
August 31, 2019



Section Data for Car 91 - Barrichello, Eduardo (R)

Lap	T/S	I9 to I10	I10 to I11	I11 to SF	SF to I1	I1 to I2A	I2A to I2	I2 to I3	I3 to I4	I4 to I5	I5 to I6	I6 to I7	I7 to I8	I8 to I9	Lap	PI to PO
1	T	6.6608	7.9549	6.7839	1.7843	5.6873	3.2704	6.6600	5.1178	5.2775	8.4839	5.2049	4.5887	7.7875	75.2619	
	S	106.560	80.225	117.390	131.067	93.150	54.622	93.673	86.996	79.842	74.740	71.000	106.239	128.703	93.944	
2	T	6.2219	7.6816	6.7091	1.7657	5.7452	3.2444	6.5396	4.9630	5.1564	8.3221	5.1037	4.5640	7.7607	73.7774	
	S	114.077	83.079	118.699	132.448	92.211	55.060	95.398	89.709	81.717	76.194	72.407	106.814	129.147	95.834	
3	T	6.2432	7.6117	6.6242	1.7380	5.7681	3.2436	6.6654	5.0857	5.3226	8.6558	5.3229	4.5921	7.6981	74.5714	
	S	113.687	83.842	120.220	134.559	91.845	55.073	93.597	87.545	79.165	73.256	69.426	106.161	130.197	94.814	
4	T	6.5402					3.5220	7.8355	5.4850	5.4021	8.5806	5.3928	4.6184	7.8301	194.7354	120.6860
	S	108.525					50.720	79.620	81.172	78.000	73.898	68.526	105.556	128.003	36.308	7.779
5	T	6.5781	7.7784	6.7902	1.7976	5.6731	3.1450	6.5949	4.8815	5.0788	8.4818	5.1321	4.5503	7.7689	74.2507	
	S	107.899	82.045	117.281	130.098	93.383	56.800	94.598	91.207	82.965	74.759	72.007	107.136	129.011	95.223	
6	T	6.1483	7.5292	6.6741	1.7658	5.5730	3.1231	6.5588	4.7892	5.0420	8.1695	5.0551	4.5525	7.7478	72.7284	
	S	115.442	84.761	119.322	132.441	95.061	57.198	95.119	92.965	83.571	77.617	73.103	107.084	129.362	97.216	
7	T	6.0127	7.4402	6.6278	1.7508	5.4937	3.0232	6.4895	4.7252	4.9353	8.0629	5.0260	4.5340	7.7320	71.8533	
	S	118.046	85.775	120.155	133.575	96.433	59.089	96.134	94.224	85.378	78.643	73.527	107.521	129.627	98.400	
8	T	5.9927	7.4456	6.6486	1.7542	5.4982	3.0795	6.5372	4.6699	5.0047	8.0875	4.9843	4.5511	7.7800	72.0335	
	S	118.440	85.713	119.779	133.316	96.354	58.008	95.433	95.340	84.194	78.404	74.142	107.117	128.827	98.154	
9	T	5.9864	7.4214	6.6800	1.7665	5.6873	3.3821	7.5983	4.8075	5.0060	8.1812	5.0026	4.5181	7.7171	73.7545	
	S	118.564	85.992	119.216	132.388	93.150	52.818	82.106	92.611	84.172	77.506	73.871	107.899	129.877	95.864	
10	T	5.9122	7.4188	6.6718	1.7720	5.4652	2.9773	6.4776	4.6363	4.9317	7.9732	5.0274	4.5598	7.7735	71.5968	
	S	120.052	86.022	119.363	131.977	96.936	59.999	96.311	96.031	85.440	79.528	73.506	106.913	128.935	98.753	
11	T	5.9069	7.4113	6.6865	1.7737	5.4762	3.0067	6.4893	4.6502	4.9211	8.0056	5.0520	4.5662	7.7673	71.7130	
	S	120.160	86.109	119.100	131.851	96.741	59.413	96.137	95.744	85.624	79.206	73.148	106.763	129.037	98.593	
12	T	5.9226	7.4201	6.6762	1.7732	5.5202	3.0231	6.5052	4.8852	5.3145	8.4445	5.1025	4.5314	7.7864	72.9051	
	S	119.841	86.007	119.284	131.888	95.970	59.090	95.902	91.138	79.286	75.089	72.424	107.583	128.721	96.981	
13	T	5.9166	7.3735	6.6884	1.7768	5.5180	2.9868	6.4666	4.6408	4.9396	7.9563	4.9816	4.5467	7.7623	71.5540	
	S	119.963	86.551	119.066	131.621	96.008	59.809	96.475	95.938	85.303	79.697	74.182	107.221	129.121	98.812	
14	T	5.8878	7.4030	6.6952	1.7750	5.5176	3.0136	6.5239	4.6643	4.9823	7.9369	4.9905	4.5379	7.7671	71.6951	
	S	120.550	86.206	118.945	131.754	96.015	59.277	95.627	95.454	84.572	79.892	74.050	107.429	129.041	98.618	
15	T	6.4736														
	S	109.641														

Event: Cooper Tires USF2000 Portland GP

Round 12 / 13

Track: Portland International Raceway

1.964 mile(s)

Report: Section Data Report

USF2000 Championship

Session: Qualifications - Race 2

August 31, 2019



Section Data for Car 91 - Barrichello, Eduardo (R)

Lap	T/SPO to SF	SF to PI
1	T	79.2149
	S	87.346
2	T	
	S	
3	T	70.3385
	S	89.199
4	T	78.9499
	S	87.639
5	T	
	S	
6	T	
	S	
7	T	
	S	
8	T	
	S	
9	T	
	S	
10	T	
	S	
11	T	
	S	
12	T	
	S	
13	T	
	S	
14	T	69.9518
	S	89.692
15	T	
	S	

Event: Cooper Tires USF2000 Portland GP

Round 12 / 13

Track: Portland International Raceway

1.964 mile(s)

Report: Section Data Report

USF2000 Championship

Session: Qualifications - Race 2






August 31, 2019



Section Data for Car

Report Support Information

Section Legend	
Name	Length
I9 to I10	0.197159 miles
I10 to I11	0.177273 miles
I11 to SF	0.221212 miles
SF to I1	0.064962 miles
I1 to I2A	0.147159 miles
I2A to I2	0.049621 miles
I2 to I3	0.173295 miles
I3 to I4	0.123674 miles
I4 to I5	0.117045 miles
I5 to I6	0.176136 miles
I6 to I7	0.102652 miles
I7 to I8	0.135417 miles
I8 to I9	0.278409 miles
I1 to I2	0.196780 miles
Lap	1.964000 miles
PI to PO	0.260795 miles
PO to SF	1.921970 miles
SF to PI	1.742803 miles
PO to I2A	0.170076 miles
I10 to PI	0.177273 miles
PO to PI	1.681818 miles

Color Legend	
	Fastest Lap
	Section Under Caution
	Section Under Green
	Section Time Data
	Section Speed Data

