

Event: Cooper Tires USF2000 GP of Road America
Track: Road America
Report: Section Data Report
Session: Qualifications - Race 2

Round 6 / 7
4.014 mile(s)
USF2000 Championship
June 22, 2019



Section Data for Car 12 - Sulaiman, Manuel (R)

Lap	T/S	I12 to I13	I13 to I14	I14 to SF	SF to I1	I1 to I2	I2 to I3	I3 to I4	I4 to I5	I5 to I6	I6 to I7	I7 to I8	I8 to I9	I9 to I10	I10 to I11	I11 to I12
1	T	6.2252	4.4342	8.0319	6.2388	10.7299	9.9936	13.0041	11.5218	12.5762	8.7263	12.5448	8.4616	8.5085	9.3267	4.3461
	S	84.335	99.639	120.882	134.860	110.312	94.151	129.138	88.173	90.051	87.744	107.016	132.390	140.555	87.067	110.914
2	T	5.6503	4.2800	7.9109	6.1969	10.3023	9.6314	12.9057	11.3661	12.1964	8.5076	12.5024	8.4701	8.5032	9.4218	4.3465
	S	92.915	103.229	122.731	135.772	114.890	97.692	130.122	89.381	92.855	90.000	107.379	132.257	140.642	86.188	110.904
3	T	5.5959	4.2680	7.8867	6.1770	10.2621	9.4213	12.8460	11.1382	12.0836	8.4863	12.4101	8.4240	8.4621	9.2677	4.3144
	S	93.819	103.519	123.107	136.209	115.341	99.870	130.727	91.209	93.722	90.226	108.178	132.980	141.325	87.621	111.729
4	T	5.4805	4.2844	7.8839	6.1845	10.1960	9.4181	12.8511	11.0219	11.9944	8.3232	12.3385	8.3804	8.4378	9.1292	4.3147
	S	95.794	103.123	123.151	136.044	116.088	99.904	130.675	92.172	94.419	91.994	108.806	133.672	141.732	88.950	111.722
5	T	5.5321	4.2897	7.8561	6.1755	10.1880	9.3499	12.7602	11.0550	12.1218	8.3713	12.4006	8.4037	8.4096	9.2584	4.3278
	S	94.901	102.995	123.587	136.242	116.179	100.633	131.606	91.896	93.427	91.465	108.261	133.302	142.208	87.709	111.383
6	T	5.4643	4.3365	7.8984	6.1789	10.5245	10.4360	12.8258	11.4264	12.2042	8.3532	12.3329	8.3723	8.4197	9.0719	4.2723
	S	96.078	101.884	122.925	136.167	112.465	90.160	130.933	88.909	92.796	91.663	108.855	133.802	142.037	89.512	112.830
7	T	5.5237	4.2945	7.8726	6.1746	10.1955	9.3167	12.7513	11.0436	12.0541	8.3083	12.3291	8.3654	8.3549	9.4195	4.3554
	S	95.045	102.880	123.328	136.262	116.094	100.992	131.698	91.991	93.951	92.159	108.889	133.912	143.139	86.209	110.678
8	T	5.5178	4.2923	7.8452	6.1505	10.1287	9.3792	12.8067	11.0061	12.0312	8.3548	12.3269	8.3702	8.3886	9.0648	4.2888
	S	95.147	102.933	123.758	136.796	116.860	100.319	131.128	92.304	94.130	91.646	108.908	133.835	142.564	89.582	112.396
9	T	5.4981	4.2654	7.8462	6.1614	10.2742	9.3624	12.7806	10.9348	11.9624	8.3507	12.3522	8.3807	8.4011	9.0319	4.2926
	S	95.488	103.582	123.743	136.554	115.205	100.499	131.396	92.906	94.672	91.691	108.685	133.668	142.351	89.909	112.297
10	T	5.5788														
	S	94.106														

Event: Cooper Tires USF2000 GP of Road America

Round 6 / 7

Track: Road America

4.014 mile(s)

Report: Section Data Report

USF2000 Championship

Session: Qualifications - Race 2

June 22, 2019



Section Data for Car 12 - Sulaiman, Manuel (R)

Lap	T/SLap	PO to SF	SF to PI
1	T	134.6697	139.5453
	S	107.303	97.520
2	T	132.1916	
	S	109.314	
3	T	131.0434	
	S	110.272	
4	T	130.2386	
	S	110.953	
5	T	130.4997	
	S	110.731	
6	T	132.1173	
	S	109.376	
7	T	130.3592	
	S	110.851	
8	T	129.9518	
	S	111.198	
9	T	129.8947	127.9790
	S	111.247	107.553
10	T		
	S		

Event: Cooper Tires USF2000 GP of Road America

Round 6 / 7

Track: Road America

4.014 mile(s)

Report: Section Data Report

USF2000 Championship



Session: Qualifications - Race 2

June 22, 2019

Section Data for Car 14 - Baron, Alex

Lap	T/S	I12 to I13	I13 to I14	I14 to SF	SF to I1	I1 to I2	I2 to I3	I3 to I4	I4 to I5	I5 to I6	I6 to I7	I7 to I8	I8 to I9	I9 to I10	I10 to I11	I11 to I12
1	T	5.8314	4.3778	8.0197	6.1434	10.7295	9.6519	12.8685	11.3053	12.2613	8.3707	12.3493	8.3739	8.3767	9.2471	4.3346
	S	90.030	100.922	121.066	136.954	110.316	97.484	130.498	89.861	92.364	91.472	108.711	133.776	142.766	87.816	111.209
2	T	5.5443	4.2998	7.9039	6.1655	10.1758	9.5426	12.9018	11.0714	12.1464	8.4003	12.3109	8.3833	8.4114	9.0872	4.3114
	S	94.692	102.753	122.839	136.463	116.319	98.601	130.162	91.760	93.238	91.149	109.050	133.626	142.177	89.361	111.807
3	T	5.5105	4.2900	7.9179	6.1872	10.1768	9.3212	12.8443	11.0242	12.0617	8.2569	12.2899	8.3947	8.3997	9.2662	4.3435
	S	95.273	102.988	122.622	135.985	116.307	100.943	130.744	92.153	93.892	92.732	109.236	133.445	142.375	87.635	110.981
4	T	5.4450	4.3552	7.9537	6.2100	10.2383	9.3296	12.8306	10.9599	12.0302	8.2859	12.3030	8.3859	8.4044	9.1554	4.3187
	S	96.419	101.446	122.070	135.485	115.609	100.852	130.884	92.693	94.138	92.408	109.120	133.585	142.296	88.696	111.618
5	T	5.5003	4.3099	7.9373	6.2437	10.1921	9.3838	12.9116	11.0310	12.0948	8.2367	12.2997	8.4074	8.3862	9.0877	4.3184
	S	95.449	102.512	122.322	134.754	116.133	100.270	130.063	92.096	93.635	92.960	109.149	133.243	142.604	89.357	111.626
6	T	5.4768	4.3200	7.9567	6.2484	10.6675	11.9876	18.1511	11.5772	12.1933	8.3584	12.3397	8.3933	8.3764	9.1819	4.3218
	S	95.859	102.273	122.024	134.653	110.957	78.490	92.519	87.751	92.879	91.606	108.795	133.467	142.771	88.440	111.538
7	T	5.4787	4.2810	7.9064	6.1733	10.2040	9.3549	12.8536	12.8844	12.5423	8.4144	12.5187	8.4253	8.4139	9.1496	4.3216
	S	95.826	103.204	122.800	136.291	115.997	100.579	130.650	78.848	90.294	90.997	107.240	132.960	142.135	88.752	111.543
8	T	5.4666	4.2947	7.9218	6.2046	10.1597	9.3544	12.8340	11.0509	12.0975	8.3153	12.2974	8.3773	8.4161	9.1099	4.3012
	S	96.038	102.875	122.562	135.603	116.503	100.585	130.849	91.930	93.614	92.081	109.169	133.722	142.098	89.139	112.072
9	T	6.2706														
	S	83.724														

Event: Cooper Tires USF2000 GP of Road America

Round 6 / 7

Track: Road America

4.014 mile(s)

Report: Section Data Report

USF2000 Championship

Session: Qualifications - Race 2

June 22, 2019



Section Data for Car 14 - Baron, Alex

Lap	T/SLap	PO to SF	SF to PI
1	T	132.2411	135.2947
	S	109.273	100.583
2	T	130.6560	
	S	110.599	
3	T	130.2847	
	S	110.914	
4	T	130.2058	
	S	110.981	
5	T	130.3406	
	S	110.866	
6	T	139.5501	
	S	103.550	
7	T	132.9221	
	S	108.713	
8	T	130.2014	130.6493
	S	110.985	105.355
9	T		
	S		

Event: Cooper Tires USF2000 GP of Road America

Round 6 / 7

Track: Road America

4.014 mile(s)

Report: Section Data Report

USF2000 Championship

Session: Qualifications - Race 2

June 22, 2019



Section Data for Car 2 - Keane, Darren

Lap	T/S	I12 to I13	I13 to I14	I14 to SF	SF to I1	I1 to I2	I2 to I3	I3 to I4	I4 to I5	I5 to I6	I6 to I7	I7 to I8	I8 to I9	I9 to I10	I10 to I11	I11 to I12
1	T	5.8898	4.2996	7.9026	6.1720	10.6617	9.8749	13.1235	11.4018	12.3224	9.1903	13.2936	8.5012	8.4590	9.3485	4.3413
	S	89.137	102.758	122.859	136.319	111.018	95.283	127.963	89.101	91.906	83.314	100.988	131.773	141.377	86.864	111.037
2	T	5.6487	4.2700	7.8627	6.1583	10.4448	9.6648	12.8547	11.1454	12.2642	8.4288	12.4461	8.3914	8.4020	9.2716	4.3269
	S	92.942	103.470	123.483	136.623	113.323	97.354	130.638	91.151	92.342	90.841	107.865	133.497	142.336	87.584	111.407
3	T	5.5413	4.2343	7.8154	6.1332	10.2172	9.5632	12.8255	11.0515	12.1803	8.4457	12.3053	8.3603	8.4164	9.1737	4.3130
	S	94.743	104.343	124.230	137.182	115.847	98.389	130.936	91.925	92.978	90.659	109.099	133.994	142.093	88.519	111.766
4	T	5.6250	4.2542	7.8364	6.1441	10.2996	9.4683	12.7709	11.6764	12.3084	8.3958	12.4780	8.3660	8.4262	9.3086	4.3215
	S	93.333	103.855	123.897	136.938	114.921	99.375	131.496	87.005	92.010	91.198	107.589	133.902	141.927	87.236	111.546
5	T	5.5426	4.2577	7.8565	6.1935	10.3360	9.4415	12.8233	11.0634	12.1749	8.3375	12.3853	8.3825	8.4367	9.0954	4.3138
	S	94.721	103.769	123.580	135.846	114.516	99.657	130.958	91.826	93.019	91.836	108.395	133.639	141.751	89.281	111.745
6	T	5.4941	4.2287	7.8390	6.1652	10.2069	9.4532	12.8007	11.0770	12.1161	8.3685	12.3192	8.3563	8.4032	9.2073	4.3028
	S	95.557	104.481	123.856	136.470	115.964	99.533	131.190	91.713	93.471	91.496	108.976	134.058	142.316	88.196	112.031
7	T	5.5114	4.3000	7.8912	6.2044	10.3792	9.5016	16.3659	13.9174	12.4136	8.4743	12.3555	8.3345	8.3608	9.1769	4.2648
	S	95.257	102.748	123.037	135.608	114.039	99.026	102.611	72.996	91.231	90.353	108.656	134.408	143.038	88.488	113.029
8	T	5.5180	4.2444	7.8084	6.1182	10.1514	9.5015	12.7155	10.9408	12.0418	8.2688	12.3548	8.3762	8.3496	9.1306	4.2555
	S	95.143	104.094	124.342	137.518	116.598	99.027	132.069	92.855	94.047	92.599	108.662	133.739	143.230	88.937	113.276
9	T	5.4707	4.3122	7.8302	6.1211	10.2597	9.4157	12.7136	11.5691	12.1713	8.4203	12.5117	8.3708	8.4012	9.3541	4.3419
	S	95.966	102.458	123.995	137.453	115.368	99.930	132.088	87.812	93.047	90.933	107.300	133.826	142.350	86.812	111.022
10	T	6.6318														
	S	79.164														

Event: Cooper Tires USF2000 GP of Road America

Round 6 / 7

Track: Road America

4.014 mile(s)

Report: Section Data Report

USF2000 Championship

Session: Qualifications - Race 2

June 22, 2019



Section Data for Car 2 - Keane, Darren

Lap	T/SLap	PO to SF	SF to PI
1	T	134.7822	137.6347
	S	107.213	98.873
2	T	131.5804	
	S	109.822	
3	T	130.5763	
	S	110.666	
4	T	131.6794	
	S	109.739	
5	T	130.6406	
	S	110.612	
6	T	130.3382	
	S	110.868	
7	T	137.4515	
	S	105.131	
8	T	129.7755	
	S	111.349	
9	T	131.2636	132.6392
	S	110.087	103.774
10	T		
	S		

Event: Cooper Tires USF2000 GP of Road America

Round 6 / 7

Track: Road America

4.014 mile(s)

Report: Section Data Report

USF2000 Championship

Session: Qualifications - Race 2

June 22, 2019



Section Data for Car 21 - Sundaramoorthy, Yuven (R)

Lap	T/S	I12 to I13	I13 to I14	I14 to SF	SF to I1	I1 to I2	I2 to I3	I3 to I4	I4 to I5	I5 to I6	I6 to I7	I7 to I8	I8 to I9	I9 to I10	I10 to I11	I11 to I12
1	T	7.3674	5.7744	10.9819	8.2976	14.1457	13.0435	18.4338	15.6372	16.2346	11.8038	16.9134	11.1005	13.0198	13.8317	6.2279
	S	71.260	76.513	88.410	101.398	83.675	72.136	91.100	64.967	69.758	64.867	79.375	100.917	91.853	58.709	77.401
2	T	7.4058					10.7825	13.5336	11.7764	13.2026	8.9443	12.9285	8.5354	8.5932	9.6794	4.3793
	S	70.890					87.263	124.085	86.267	85.779	85.606	103.840	131.245	139.169	83.894	110.074
3	T	5.7916	4.4179	8.0251	6.2674	10.5349	9.5718	12.9161	11.2604	12.1081	8.5656	12.2389	8.3852	8.4527	9.3370	4.3480
	S	90.649	100.006	120.984	134.244	112.354	98.300	130.017	90.220	93.532	89.390	109.691	133.596	141.482	86.971	110.866
4	T	5.4828	4.2873	7.9425	6.2684	10.3219	9.4910	12.9634	11.1829	12.1771	8.4941	12.3186	8.4084	8.4569	9.2757	4.3452
	S	95.754	103.053	122.242	134.223	114.672	99.137	129.543	90.845	93.002	90.143	108.982	133.227	141.412	87.545	110.937
5	T	5.4445	4.3032	7.9509	6.2760	10.2636	9.6126	13.0201	11.2709	12.2470	8.5459	12.4617	8.4939	8.5073	9.2232	4.3224
	S	96.428	102.672	122.113	134.060	115.324	97.883	128.979	90.136	92.472	89.596	107.730	131.886	140.574	88.044	111.523
6	T	5.4771	4.2904	7.9528	6.2369	10.2019	9.3737	12.9282	11.2200	12.0812	8.3390	12.3590	8.4086	8.4878	9.0719	4.3072
	S	95.854	102.978	122.084	134.901	116.021	100.378	129.896	90.544	93.741	91.819	108.625	133.224	140.897	89.512	111.916
7	T	5.5663	4.2571	7.9294	6.2452	10.3438	9.4258	12.9509	11.0256	12.0366	8.3773	12.3695	8.4097	8.4691	9.1547	4.3371
	S	94.318	103.784	122.444	134.722	114.430	99.823	129.668	92.141	94.088	91.400	108.533	133.207	141.209	88.703	111.145
8	T	5.4366														
	S	96.568														

Event: Cooper Tires USF2000 GP of Road America

Round 6 / 7

Track: Road America

4.014 mile(s)

Report: Section Data Report

USF2000 Championship

Session: Qualifications - Race 2

June 22, 2019



Section Data for Car 21 - Sundaramoorthy, Yuven (R)

Lap	T/SLap	PI to PO	PO to SF	SF to PI	
1	T	182.8132		181.5615	177.4209
	S	79.045		74.952	77.581
2	T	238.2337	101.9906	135.7463	
	S	60.656	14.921	100.249	
3	T	132.2207			
	S	109.290			
4	T	131.4162			
	S	109.959			
5	T	131.9432			
	S	109.520			
6	T	130.7357			
	S	110.531			
7	T	130.8981			127.8244
	S	110.394			107.683
8	T				
	S				

Event: Cooper Tires USF2000 GP of Road America

Round 6 / 7

Track: Road America

4.014 mile(s)

Report: Section Data Report

USF2000 Championship

Session: Qualifications - Race 2

June 22, 2019



Section Data for Car 22 - McElrea, Hunter (R)

Lap	T/S	I12 to I13	I13 to I14	I14 to SF	SF to I1	I1 to I2	I2 to I3	I3 to I4	I4 to I5	I5 to I6	I6 to I7	I7 to I8	I8 to I9	I9 to I10	I10 to I11	I11 to I12
1	T	6.0111	4.3553	7.9903	6.2639	10.5846	9.8184	13.0113	11.3437	12.3114	8.4748	12.6383	8.4474	8.4918	9.1996	4.3153
	S	87.338	101.444	121.511	134.319	111.826	95.831	129.066	89.557	91.988	90.348	106.225	132.612	140.831	88.270	111.706
2	T	5.5491	4.3305	7.9606	6.2339	10.1735	9.3940	12.9284	11.0937	12.1659	8.3140	12.2964	8.4023	8.4836	9.0230	4.2853
	S	94.610	102.025	121.964	134.966	116.345	100.161	129.894	91.575	93.088	92.095	109.178	133.324	140.967	89.997	112.488
3	T	5.3751	4.2721	7.8906	6.2076	10.1200	9.2984	12.8726	11.0335	12.0392	8.2500	12.2451	8.4009	8.4769	8.9608	4.2877
	S	97.673	103.419	123.046	135.538	116.960	101.190	130.457	92.075	94.068	92.810	109.636	133.346	141.079	90.622	112.425
4	T	5.4298	4.3185	7.9286	6.2287	10.0905	9.2466	12.8290	11.0006	12.1146	8.2580	12.2263	8.3862	8.4473	8.9999	4.2933
	S	96.689	102.308	122.457	135.079	117.302	101.757	130.900	92.350	93.482	92.720	109.804	133.580	141.573	90.228	112.279
5	T	5.3846	4.2676	7.8924	6.2476	10.1184	9.2043	12.8468	11.0603	11.9918	8.1762	12.2048	8.3773	8.4292	8.9499	4.2754
	S	97.500	103.528	123.018	134.670	116.979	102.225	130.719	91.852	94.440	93.648	109.998	133.722	141.877	90.732	112.749
6	T	5.3220	4.3175	7.9422	6.2550	10.1322	9.2374	12.8296	11.0974	12.1011	8.8178	14.1364	9.6171	9.8727	9.5797	4.2955
	S	98.647	102.332	122.247	134.511	116.819	101.859	130.894	91.545	93.587	86.834	94.968	116.483	121.133	84.767	112.221
7	T	5.2940	4.2813	7.9275	6.2383	10.0039	9.2698	12.9234	11.0508	12.0239	8.2664	12.3693	8.5029	8.8487	9.8342	5.2600
	S	99.169	103.197	122.474	134.871	118.317	101.503	129.944	91.931	94.187	92.626	108.535	131.746	135.151	82.574	91.644
8	T	6.5937														
	S	79.621														

Event: Cooper Tires USF2000 GP of Road America

Round 6 / 7

Track: Road America

4.014 mile(s)

Report: Section Data Report

USF2000 Championship

Session: Qualifications - Race 2

June 22, 2019



Section Data for Car 22 - McElrea, Hunter (R)

Lap	T/SLap	PO to SF	SF to PI
1	T	133.2572	139.0805
	S	108.440	97.846
2	T	130.6342	
	S	110.617	
3	T	129.7305	
	S	111.388	
4	T	129.7979	
	S	111.330	
5	T	129.4266	
	S	111.649	
6	T	135.5536	
	S	106.603	
7	T	132.0944	133.9938
	S	109.394	102.725
8	T		
	S		

Event: Cooper Tires USF2000 GP of Road America
Track: Road America
Report: Section Data Report
Session: Qualifications - Race 2

Round 6 / 7
4.014 mile(s)
USF2000 Championship
June 22, 2019



Section Data for Car 23 - Kaminsky, Colin

Lap	T/S	I12 to I13	I13 to I14	I14 to SF	SF to I1	I1 to I2	I2 to I3	I3 to I4	I4 to I5	I5 to I6	I6 to I7	I7 to I8	I8 to I9	I9 to I10	I10 to I11	I11 to I12
1	T	5.8606	4.3658	7.9603	6.2200	10.6096	9.7868	12.9619	11.3781	13.0693	16.4013	17.3751	8.6715	8.5861	9.6158	4.3439
	S	89.581	101.200	121.969	135.267	111.563	96.141	129.558	89.286	86.653	46.684	77.266	129.185	139.284	84.449	110.971
2	T	5.6895	4.3349	7.9433	6.2338	10.5662	9.6515	12.9909	11.1867	12.1783	8.4055	12.3372	8.3982	8.4519	9.2267	4.3094
	S	92.275	101.921	122.230	134.968	112.021	97.488	129.269	90.814	92.993	91.093	108.817	133.389	141.496	88.010	111.859
3	T	5.5839	4.3196	7.9195	6.2210	10.3002	9.4787	12.9114	11.1547	12.0819	8.2523	12.3185	8.3910	8.4591	9.2071	4.3044
	S	94.020	102.282	122.597	135.246	114.914	99.266	130.065	91.075	93.735	92.784	108.982	133.503	141.375	88.198	111.989
4	T	5.4745	4.2934	7.9179	6.2223	10.2236	9.4268	12.8762	11.1087	12.0271	8.3517	12.2549	8.3492	8.4141	9.1433	4.2968
	S	95.899	102.906	122.622	135.217	115.775	99.812	130.420	91.452	94.162	91.680	109.548	134.172	142.132	88.813	112.187
5	T	5.4475	4.3280	7.9179	6.2349	10.2166	9.4775	12.9007	11.1047	12.0113	8.3761	12.2618	8.3631	8.4149	9.0928	4.2992
	S	96.374	102.084	122.622	134.944	115.854	99.278	130.173	91.485	94.286	91.413	109.486	133.949	142.118	89.306	112.124
6	T	5.4883	4.3030	7.9269	6.2523	10.3076	9.4461	12.8792	11.1359	12.0581	8.3836	13.0904	8.5516	8.5708	9.2818	4.2978
	S	95.658	102.677	122.483	134.569	114.831	99.608	130.390	91.228	93.920	91.331	102.556	130.996	139.533	87.488	112.161
7	T	5.4221	4.2793	7.9044	6.2098	10.2033	9.3724	12.8997	11.0959	11.9904	8.3038	12.1905	8.3398	8.4151	9.0324	4.2918
	S	96.826	103.245	122.831	135.490	116.005	100.391	130.183	91.557	94.451	92.209	110.127	134.323	142.115	89.904	112.318
8	T	5.4232	4.3079	7.9024	6.2065	10.2113	9.3466	12.8504	11.0370	11.9545	8.2541	12.1666	8.3350	8.3967	9.0951	4.2819
	S	96.806	102.560	122.863	135.562	115.914	100.669	130.682	92.046	94.734	92.764	110.343	134.400	142.426	89.284	112.577
9	T	5.5067														
	S	95.338														

Event: Cooper Tires USF2000 GP of Road America

Round 6 / 7

Track: Road America

4.014 mile(s)

Report: Section Data Report

USF2000 Championship

Session: Qualifications - Race 2

June 22, 2019



Section Data for Car 23 - Kaminsky, Colin

Lap	T/Slap	PO to SF	SF to PI
1	T	147.2061	139.3411
	S	98.164	97.663
2	T	131.9040	
	S	109.552	
3	T	130.9033	
	S	110.390	
4	T	130.3805	
	S	110.833	
5	T	130.4470	
	S	110.776	
6	T	131.9734	
	S	109.495	
7	T	129.9507	
	S	111.199	
8	T	129.7692	129.5794
	S	111.355	106.225
9	T		
	S		

Event: Cooper Tires USF2000 GP of Road America

Round 6 / 7

Track: Road America

4.014 mile(s)



Report: Section Data Report

USF2000 Championship

Session: Qualifications - Race 2

June 22, 2019

Section Data for Car 24 - Tomaselli, Bruna

Lap	T/S	I12 to I13	I13 to I14	I14 to SF	SF to I1	I1 to I2	I2 to I3	I3 to I4	I4 to I5	I5 to I6	I6 to I7	I7 to I8	I8 to I9	I9 to I10	I10 to I11	I11 to I12
1	T	6.0275	4.4308	8.0475	6.2069	11.1281	10.1554	12.9468	11.4029	12.2588	8.4685	12.5725	8.4208	8.5474	9.6236	4.3096
	S	87.101	99.715	120.647	135.553	106.365	92.651	129.709	89.092	92.383	90.415	106.781	133.031	139.915	84.381	111.854
2	T	5.6788	4.3604	7.9201	6.1852	10.3383	9.5850	12.9164	11.1985	12.2651	8.5407	12.3139	8.3896	8.5113	9.3634	4.2952
	S	92.449	101.325	122.588	136.029	114.490	98.165	130.014	90.718	92.335	89.651	109.023	133.526	140.508	86.725	112.229
3	T	5.6224	4.3180	7.9083	6.1989	10.3219	9.5374	12.9364	11.0689	12.1729	8.5227	12.3539	8.4033	8.4490	10.3256	4.4718
	S	93.376	102.320	122.771	135.728	114.672	98.655	129.813	91.780	93.035	89.840	108.670	133.308	141.544	78.644	107.797
4	T	5.6752	4.2998	7.8716	6.1505	10.2808	9.5001	12.7959	11.1581	12.0279	8.3768	12.3711	8.4162	8.4418	9.1054	4.2886
	S	92.508	102.753	123.343	136.796	115.131	99.042	131.239	91.047	94.156	91.405	108.519	133.104	141.665	89.183	112.402
5	T	5.5540	4.2979	7.9144	6.2406	10.4494	9.3904	12.8394	11.0956	12.0937	8.3821	12.2972	8.3931	8.4248	9.1301	4.2850
	S	94.526	102.799	122.676	134.821	113.273	100.199	130.794	91.560	93.644	91.347	109.171	133.470	141.951	88.942	112.496
6	T	5.4748	4.3111	7.9187	6.2343	11.4469	9.4650	12.7765	11.1641	12.0104	8.2990	12.2315	8.3428	8.4041	9.0490	4.2661
	S	95.894	102.484	122.610	134.957	103.402	99.409	131.438	90.998	94.293	92.262	109.758	134.275	142.301	89.739	112.994
7	T	5.4627	4.2929	7.8799	6.1565	10.2925	9.3840	12.7841	11.1627	12.2202	8.3410	12.2557	8.3886	8.4172	9.0644	4.2919
	S	96.106	102.918	123.213	136.663	115.000	100.267	131.360	91.009	92.674	91.797	109.541	133.542	142.079	89.586	112.315
8	T	5.4776	4.2766	7.9022	6.2132	10.3725	9.4166	12.8568	11.1222	12.1430	8.3959	12.3226	8.3941	8.4384	9.0366	4.2785
	S	95.845	103.311	122.866	135.416	114.113	99.920	130.617	91.341	93.264	91.197	108.946	133.454	141.722	89.862	112.667
9	T	5.6520														
	S	92.887														

Event: Cooper Tires USF2000 GP of Road America

Round 6 / 7

Track: Road America

4.014 mile(s)

Report: Section Data Report

USF2000 Championship

Session: Qualifications - Race 2

June 22, 2019



Section Data for Car 24 - Tomaselli, Bruna

Lap	T/SLap	PO to SF	SF to PI
1	T	134.5471	138.4440
	S	107.400	98.295
2	T	131.8619	
	S	109.587	
3	T	132.6114	
	S	108.968	
4	T	130.7598	
	S	110.511	
5	T	130.7877	
	S	110.487	
6	T	131.3943	
	S	109.977	
7	T	130.3943	
	S	110.821	
8	T	130.6468	130.6598
	S	110.607	105.346
9	T		
	S		

Event: Cooper Tires USF2000 GP of Road America

Round 6 / 7

Track: Road America

4.014 mile(s)



Report: Section Data Report

USF2000 Championship

Session: Qualifications - Race 2

June 22, 2019

Section Data for Car 27 - Round-Garrido, Matt (R)

Lap	T/S	I12 to I13	I13 to I14	I14 to SF	SF to I1	I1 to I2	I2 to I3	I3 to I4	I4 to I5	I5 to I6	I6 to I7	I7 to I8	I8 to I9	I9 to I10	I10 to I11	I11 to I12
1	T	5.7614	4.4645	8.0095	6.2028	10.5978	9.7532	13.0309	11.4383	12.3596	12.2673	12.7389	8.4459	8.4604	9.3219	4.3548
	S	91.124	98.963	121.220	135.643	111.687	96.472	128.872	88.816	91.629	62.416	105.386	132.636	141.354	87.112	110.693
2	T	5.5997	4.3373	7.9498	6.1993	10.3884	9.5541	12.9378	11.3248	12.3291	8.4913	12.5271	8.4570	8.4743	9.1388	4.3192
	S	93.755	101.865	122.130	135.719	113.938	98.482	129.799	89.707	91.856	90.173	107.168	132.462	141.122	88.857	111.605
3	T			7.9372	6.1869	10.3365	9.4177	12.9126	11.0931	12.1564	8.4179	12.4374	8.4325	8.4363	9.0845	4.3125
	S			122.324	135.991	114.510	99.909	130.053	91.580	93.161	90.959	107.941	132.846	141.758	89.388	111.779
4	T	5.5093	4.3426	7.9302	6.1818	10.2968	9.3799	12.7945	11.1358	12.1218	8.4253	12.4642	8.4107	8.4073	9.1371	4.3619
	S	95.293	101.740	122.432	136.103	114.952	100.311	131.253	91.229	93.427	90.879	107.708	133.191	142.247	88.873	110.513
5	T	5.5787	4.3340	7.9074	6.1984	10.3590	9.3388	12.8394	11.2726	12.2520	8.3066	12.5160	8.4123	8.3634	9.1926	4.3464
	S	94.108	101.942	122.785	135.739	114.262	100.753	130.794	90.122	92.434	92.178	107.263	133.165	142.993	88.337	110.907
6	T	6.1601	4.8311	8.5541	7.0460	10.7995	9.4962	12.8832	11.3242	12.2091	8.3064	12.4497	8.4257	8.4455	9.1147	4.3295
	S	85.226	91.453	113.502	119.410	109.601	99.083	130.349	89.711	92.759	92.180	107.834	132.954	141.603	89.092	111.340
7	T			7.9564	6.2212	10.3165	9.3569	12.8604	11.0852	12.1671	8.3340	12.4386	8.4055	8.4321	9.0530	4.3164
	S			122.029	135.241	114.732	100.558	130.581	91.646	93.079	91.874	107.930	133.273	141.828	89.699	111.678
8	T	5.4884	4.2713	7.8995	6.2063	10.2496	9.3180	12.8712			8.2488	12.3691	8.3640	8.3261	9.1105	4.2822
	S	95.656	103.439	122.908	135.566	115.481	100.978	130.471			92.823	108.537	133.934	143.634	89.133	112.570
9	T	5.7772														
	S	90.874														

Event: Cooper Tires USF2000 GP of Road America

Round 6 / 7

Track: Road America

4.014 mile(s)

Report: Section Data Report

USF2000 Championship

Session: Qualifications - Race 2

June 22, 2019



Section Data for Car 27 - Round-Garrido, Matt (R)

Lap	T/SLap	PO to SF	SF to PI
1	T	137.2072	137.2033
	S	105.318	99.184
2	T	132.0280	
	S	109.450	
3	T	131.0693	
	S	110.250	
4	T	130.8992	
	S	110.393	
5	T	131.2176	
	S	110.125	
6	T	134.3750	
	S	107.538	
7	T	130.7343	
	S	110.533	
8	T	130.1886	132.3802
	S	110.996	103.977
9	T		
	S		

Event: Cooper Tires USF2000 GP of Road America

Round 6 / 7

Track: Road America

4.014 mile(s)

Report: Section Data Report

USF2000 Championship

Session: Qualifications - Race 2

June 22, 2019



Section Data for Car 28 - Famularo, Anthony (R)

Lap	T/S	I12 to I13	I13 to I14	I14 to SF	SF to I1	I1 to I2	I2 to I3	I3 to I4	I4 to I5	I5 to I6	I6 to I7	I7 to I8	I8 to I9	I9 to I10	I10 to I11	I11 to I12
1	T	6.2410	4.3883	7.9484	6.1433	10.8617	9.9603	12.9547	11.5343	12.9663	8.6812	12.7736	8.4992	8.4959	9.4298	4.3909
	S	84.121	100.681	122.152	136.956	108.973	94.466	129.630	88.077	87.342	88.200	105.100	131.804	140.763	86.115	109.783
2	T	5.8008	4.2849	7.9476	6.2185	10.5605	9.6901	13.0527	11.5418	12.2830	8.5792	12.6638	8.5119	8.4821	9.2018	4.3605
	S	90.505	103.111	122.164	135.300	112.081	97.100	128.657	88.020	92.201	89.249	106.011	131.607	140.992	88.249	110.548
3	T	5.5731	4.2892	7.9277	6.2067	10.4626	9.6135	13.0817	11.3504	12.1821	8.5258	12.7085	8.5215	8.4588	9.2296	4.3542
	S	94.203	103.007	122.470	135.557	113.130	97.874	128.372	89.504	92.964	89.808	105.638	131.459	141.380	87.983	110.708
4	T	5.6452	4.3520	7.9723	6.2272	10.5282	9.5550	12.9698	11.2907	12.1667	8.4541	12.6196	8.4703	8.4462	9.3127	4.3676
	S	92.999	101.521	121.785	135.111	112.425	98.473	129.479	89.978	93.082	90.569	106.382	132.254	141.591	87.198	110.368
5	T	5.6825	4.2907	7.9211	6.2411	10.5786	12.5767	17.3294	11.3845	12.0936	8.3955	12.7386	8.3658	8.3353	9.4158	4.3769
	S	92.389	102.971	122.573	134.810	111.890	74.814	96.906	89.236	93.645	91.201	105.388	133.906	143.475	86.243	110.134
6	T	5.6288	4.2884	7.8809	6.1473	10.5487	9.6489	12.8358	11.3203	12.2284	8.3921	12.7662	8.4513	8.4144	9.2173	4.3395
	S	93.270	103.026	123.198	136.867	112.207	97.515	130.831	89.742	92.612	91.238	105.161	132.551	142.126	88.100	111.083
7	T	5.6578	4.3126	7.9144	6.1775	10.4365	9.4691	12.8015	11.2093	12.0662	8.4410	12.9644	8.4707	8.4529	9.1540	4.3491
	S	92.792	102.448	122.676	136.198	113.413	99.366	131.181	90.631	93.857	90.710	103.553	132.247	141.479	88.709	110.838
8	T	5.6064	4.3582	7.9552	6.2335	10.5161	9.5074	12.9864	11.1078	12.0792	8.3479	12.7331	8.5060	8.4669	9.1826	4.3247
	S	93.643	101.376	122.047	134.975	112.555	98.966	129.314	91.459	93.756	91.721	105.434	131.698	141.245	88.433	111.463
9	T	5.8310														
	S	90.036														

Event: Cooper Tires USF2000 GP of Road America

Round 6 / 7

Track: Road America

4.014 mile(s)

Report: Section Data Report

USF2000 Championship

Session: Qualifications - Race 2

June 22, 2019



Section Data for Car 28 - Famularo, Anthony (R)

Lap	T/SLap	PO to SF	SF to PI
1	T	135.2689	141.0966
	S	106.827	96.447
2	T	133.1792	
	S	108.503	
3	T	132.4854	
	S	109.072	
4	T	132.3776	
	S	109.160	
5	T	139.7261	
	S	103.419	
6	T	132.1083	
	S	109.383	
7	T	131.8770	
	S	109.575	
8	T	131.9114	132.3225
	S	109.546	104.023
9	T		
	S		

Event: Cooper Tires USF2000 GP of Road America

Round 6 / 7

Track: Road America

4.014 mile(s)

Report: Section Data Report

USF2000 Championship



Session: Qualifications - Race 2

June 22, 2019

Section Data for Car 3 - Gold, Reece (R)

Lap	T/S	I12 to I13	I13 to I14	I14 to SF	SF to I1	I1 to I2	I2 to I3	I3 to I4	I4 to I5	I5 to I6	I6 to I7	I7 to I8	I8 to I9	I9 to I10	I10 to I11	I11 to I12
1	T	5.9741	4.3596	7.9430	6.1750	10.5380	9.8923	12.9726	11.6571	12.5870	8.5688	12.7218	8.5404	8.5527	9.3338	4.3539
	S	87.879	101.344	122.235	136.253	112.321	95.115	129.451	87.149	89.974	89.357	105.528	131.168	139.828	87.001	110.716
2	T	5.7428	4.2881	7.8528	6.1148	10.3939	9.5751	12.8122	11.2512	12.3427	8.4476	12.5375	8.3870	8.3621	9.2658	4.3377
	S	91.419	103.034	123.639	137.595	113.878	98.266	131.072	90.293	91.755	90.639	107.079	133.567	143.015	87.639	111.129
3	T	5.6687	4.2832	7.8403	6.1134	10.3609	9.5049	12.8095	11.1423	12.3003	8.4150	12.6074	8.4073	8.4185	9.2137	4.3127
	S	92.614	103.151	123.836	137.626	114.241	98.992	131.099	91.176	92.071	90.990	106.485	133.245	142.057	88.135	111.773
4	T	5.6165	4.2625	7.8580	6.1395	10.4294	9.4917	12.8189	11.1097	12.2139	8.3238	12.4538	8.3698	8.3941	9.1957	4.3124
	S	93.475	103.652	123.557	137.041	113.490	99.130	131.003	91.443	92.722	91.987	107.798	133.842	142.470	88.307	111.781
5	T	5.6409	4.2793	7.8508	6.1580	10.3575	9.4311	12.8419	11.1629	12.1448	8.3382	12.4999	8.3882	8.3645	9.0729	4.3105
	S	93.070	103.245	123.670	136.629	114.278	99.767	130.769	91.008	93.250	91.828	107.401	133.548	142.974	89.502	111.831
6	T	5.6668	4.2749	7.8619	6.1442	10.3006	9.3606	12.7932	11.1412	12.1435	8.3721	12.4699	8.3947	8.3738	9.0607	4.3073
	S	92.645	103.352	123.495	136.936	114.909	100.518	131.266	91.185	93.260	91.456	107.659	133.445	142.816	89.623	111.914
7	T	5.5796	4.2667	7.8846	6.1847	10.2307	9.3021	12.8677	11.0742	12.0726	8.3498	12.4438	8.3854	8.4068	9.1835	4.3127
	S	94.093	103.550	123.140	136.040	115.695	101.150	130.506	91.737	93.807	91.701	107.885	133.593	142.255	88.424	111.773
8	T	5.5399	4.2640	7.8873	6.1865	10.2274	9.3640	12.8919	11.1099	12.0349	8.2938	12.4471	8.3958	8.3932	9.0868	4.3083
	S	94.767	103.616	123.098	136.000	115.732	100.482	130.261	91.442	94.101	92.320	107.856	133.427	142.485	89.365	111.888
9	T	5.6517	4.2632	7.8834	6.1933	10.2690	9.4154	12.8388	11.1379	12.0980	8.4126	12.4824	8.4018	8.4106	9.0960	4.3217
	S	92.892	103.635	123.159	135.851	115.263	99.933	130.800	91.212	93.611	91.016	107.551	133.332	142.191	89.275	111.541
10	T	5.8403														
	S	89.893														

Event: Cooper Tires USF2000 GP of Road America

Round 6 / 7

Track: Road America

4.014 mile(s)

Report: Section Data Report

USF2000 Championship

Session: Qualifications - Race 2

June 22, 2019



Section Data for Car 3 - Gold, Reece (R)

Lap	T/SLap	PO to SF	SF to PI
1	T	134.1701	138.5136
	S	107.702	98.246
2	T	131.7113	
	S	109.713	
3	T	131.3981	
	S	109.974	
4	T	130.9897	
	S	110.317	
5	T	130.8414	
	S	110.442	
6	T	130.6654	
	S	110.591	
7	T	130.5449	
	S	110.693	
8	T	130.4308	
	S	110.790	
9	T	130.8758	127.9864
	S	110.413	107.547
10	T		
	S		

Event: Cooper Tires USF2000 GP of Road America
Track: Road America
Report: Section Data Report
Session: Qualifications - Race 2

Round 6 / 7
4.014 mile(s)
USF2000 Championship
June 22, 2019



Section Data for Car 36 - Siegel, Nolan (R)

Lap	T/S	I12 to I13	I13 to I14	I14 to SF	SF to I1	I1 to I2	I2 to I3	I3 to I4	I4 to I5	I5 to I6	I6 to I7	I7 to I8	I8 to I9	I9 to I10	I10 to I11	I11 to I12
1	T	6.3305	4.4662	8.0841	6.2614	10.5768	9.9093	13.0202	11.6320	12.4781	8.6566	12.5714	8.4397	8.4833	9.3326	4.3493
	S	82.932	98.925	120.101	134.373	111.909	94.952	128.978	87.337	90.759	88.451	106.790	132.733	140.972	87.012	110.833
2	T	5.6702	4.3165	7.9382	6.1974	10.2404	9.6559	12.9450	11.1590	12.1225	8.5643	12.4689	8.4518	8.4753	9.2218	4.3535
	S	92.589	102.356	122.308	135.761	115.585	97.444	129.727	91.039	93.421	89.404	107.668	132.543	141.105	88.057	110.726
3	T	5.6878	4.3048	7.9324	6.1888	10.2613	9.6654	12.9570	11.1129	12.0706	8.4861	12.5256	8.4352	8.3800	9.2637	4.3712
	S	92.303	102.634	122.398	135.949	115.350	97.348	129.607	91.417	93.823	90.228	107.180	132.804	142.710	87.659	110.278
4	T	5.5903	4.3000	7.9367	6.2065	10.4641	9.6575	12.9289	11.0190	12.0825	8.4579	12.6309	8.4974	8.4515	9.1318	4.3498
	S	93.913	102.748	122.332	135.562	113.114	97.428	129.889	92.196	93.731	90.529	106.287	131.832	141.503	88.925	110.820
5	T	5.6519	4.2942	7.9332	6.2425	10.3635	9.7692	13.0920	11.0303	12.0447	8.3621	12.4115	8.4377	8.4166	9.0553	4.3262
	S	92.889	102.887	122.386	134.780	114.212	96.314	128.271	92.102	94.025	91.566	108.166	132.765	142.089	89.676	111.425
6	T	5.5314	4.3210	7.9633	6.2433	10.3554	9.5747	12.9533	11.0840	11.9922	8.4039	12.4061	8.4305	8.4839	9.0654	4.3253
	S	94.913	102.249	121.923	134.763	114.301	98.270	129.644	91.655	94.436	91.110	108.213	132.878	140.962	89.576	111.448
7	T	5.5710	4.2576	7.9449	6.2414	10.2949	9.5974	12.9927	11.0139	11.9766	8.2674	12.3452	8.3951	8.4372	8.9735	4.3115
	S	94.238	103.772	122.205	134.804	114.973	98.038	129.251	92.239	94.559	92.615	108.747	133.438	141.742	90.494	111.805
8	T	5.5245	4.2564	7.8878	6.2002	10.2489	9.4714	12.8614	10.9759	12.0737	8.4379	12.4336	8.4173	8.3568	10.8208	4.8275
	S	95.031	103.801	123.090	135.699	115.489	99.342	130.570	92.558	93.799	90.743	107.974	133.086	143.106	75.045	99.854
9	T	6.4925														
	S	80.863														

Event: Cooper Tires USF2000 GP of Road America

Round 6 / 7

Track: Road America

4.014 mile(s)

Report: Section Data Report

USF2000 Championship

Session: Qualifications - Race 2

June 22, 2019



Section Data for Car 36 - Siegel, Nolan (R)

Lap	T/Slap	PO to SF	SF to PI
1	T	134.5915	146.0363
	S	107.365	93.185
2	T	131.7807	
	S	109.655	
3	T	131.6428	
	S	109.770	
4	T	131.7048	
	S	109.718	
5	T	131.4309	
	S	109.947	
6	T	131.1337	
	S	110.196	
7	T	130.6203	
	S	110.629	
8	T	132.7941	132.0323
	S	108.818	104.251
9	T		
	S		

Event: Cooper Tires USF2000 GP of Road America

Round 6 / 7

Track: Road America

4.014 mile(s)

Report: Section Data Report

USF2000 Championship



Session: Qualifications - Race 2

June 22, 2019

Section Data for Car 40 - Miller, Jack William (R)

Lap	T/S	I12 to I13	I13 to I14	I14 to SF	SF to I1	I1 to I2	I2 to I3	I3 to I4	I4 to I5	I5 to I6	I6 to I7	I7 to I8	I8 to I9	I9 to I10	I10 to I11	I11 to I12
1	T	6.2014	4.4363	8.0612	6.2808	10.9938	9.9583	13.0721	11.6373	12.5191	8.6097	12.5811	8.4825	8.5316	9.3163	4.4800
	S	84.658	99.592	120.442	133.958	107.664	94.485	128.466	87.298	90.462	88.932	106.708	132.063	140.174	87.164	107.599
2	T	6.1250	4.4400	8.0358	6.2574	10.7493	9.9082	13.0763	11.5769	12.3357	8.6747	12.5354	8.4881	8.5873	9.3925	4.3283
	S	85.714	99.509	120.823	134.459	110.113	94.963	128.425	87.753	91.807	88.266	107.097	131.976	139.265	86.457	111.371
3	T	5.8062	4.4294	8.0102	6.2481	10.8733	9.8002	13.0480	11.6846	12.3868	8.6487	12.5033	8.3903	8.4487	9.5714	4.3969
	S	90.421	99.747	121.209	134.659	108.857	96.009	128.703	86.944	91.428	88.531	107.372	133.515	141.549	84.841	109.633
4	T	5.8985	4.3445	7.9248	6.1857	10.5876	9.6149	12.8571	11.2256	12.1224	8.5219	12.5265	8.4221	8.4443	9.2107	4.3364
	S	89.006	101.696	122.515	136.018	111.795	97.859	130.614	90.499	93.422	89.849	107.173	133.010	141.623	88.163	111.163
5	T	5.8743	4.3165	7.9117	6.2200	10.5378	9.5935	12.9295	11.0691	12.0470	8.3318	12.6372	8.4983	8.5614	9.3738	4.3445
	S	89.372	102.356	122.718	135.267	112.323	98.078	129.883	91.779	94.007	91.899	106.234	131.818	139.686	86.629	110.955
6	T	5.6971	4.3329	7.9852	6.2755	10.6116	9.6010	12.9674	11.1293	12.0707	8.3084	12.4889	8.4565	8.5637	9.2070	4.3148
	S	92.152	101.968	121.589	134.071	111.542	98.001	129.503	91.282	93.822	92.158	107.495	132.469	139.649	88.199	111.719
7	T	5.6877	4.3446	8.0135	6.2944	10.5183	9.4686	12.9672	11.2244	12.1555	8.4319	13.7280	8.5574	8.5114	9.2436	4.3296
	S	92.304	101.694	121.159	133.669	112.531	99.372	129.505	90.509	93.168	90.808	97.793	130.907	140.507	87.849	111.337
8	T	5.7204	4.3050	7.8925	6.1990	10.5929	9.6054	12.9533	11.4123	12.2427	8.3676	12.5711	8.4010	8.4182	9.2191	4.2995
	S	91.777	102.629	123.017	135.726	111.739	97.956	129.644	89.019	92.504	91.506	106.793	133.345	142.062	88.083	112.117
9	T	5.9131														
	S	88.786														

Event: Cooper Tires USF2000 GP of Road America

Round 6 / 7

Track: Road America

4.014 mile(s)

Report: Section Data Report

USF2000 Championship

Session: Qualifications - Race 2

June 22, 2019



Section Data for Car 40 - Miller, Jack William (R)

Lap	T/SLap	PO to SF	SF to PI
1	T	135.1615	141.8984
	S	106.912	95.902
2	T	134.5109	
	S	107.429	
3	T	134.2461	
	S	107.641	
4	T	132.2230	
	S	109.288	
5	T	132.2464	
	S	109.269	
6	T	132.0100	
	S	109.464	
7	T	133.4761	
	S	108.262	
8	T	132.2000	134.1184
	S	109.307	102.630
9	T		
	S		

Event: Cooper Tires USF2000 GP of Road America

Round 6 / 7

Track: Road America

4.014 mile(s)



Report: Section Data Report

USF2000 Championship

Session: Qualifications - Race 2

June 22, 2019

Section Data for Car 41 - Barrichello, Eduardo (R)

Lap	T/S	I12 to I13	I13 to I14	I14 to SF	SF to I1	I1 to I2	I2 to I3	I3 to I4	I4 to I5	I5 to I6	I6 to I7	I7 to I8	I8 to I9	I9 to I10	I10 to I11	I11 to I12
1	T	6.3156	4.3946	8.0434	6.2060	12.2898	10.2952	13.1170	11.4489	12.7738	8.7241	12.8685	8.5066	8.5587	9.4123	4.4131
	S	83.127	100.537	120.709	135.573	96.310	91.393	128.026	88.734	88.658	87.766	104.325	131.689	139.730	86.275	109.231
2	T	5.7859	4.2996	7.9446	6.2056	10.5682	9.7150	12.9693	11.1633	12.4299	8.6662	12.5582	8.4504	8.4945	9.3880	4.3548
	S	90.738	102.758	122.210	135.581	112.000	96.851	129.484	91.004	91.111	88.353	106.902	132.565	140.786	86.498	110.693
3	T	5.7817	4.3084	7.9021	6.1625	10.4362	9.6728	12.7769	11.3396	12.2939	8.5087	12.4857	8.4656	8.5925	9.3092	4.3316
	S	90.804	102.548	122.867	136.530	113.416	97.274	131.434	89.589	92.119	89.988	107.523	132.327	139.181	87.230	111.286
4	T	5.6882	4.2461	7.9236	6.2249	10.4880	9.6217	12.9395	11.1180	12.2223	8.6040	12.4934	8.4356	8.5267	9.2077	4.3331
	S	92.296	104.053	122.534	135.161	112.856	97.790	129.782	91.375	92.659	88.991	107.457	132.798	140.255	88.192	111.247
5	T	5.6812	4.2574	7.9209	6.2528	10.4630	9.4973	12.9413	11.1239	12.9937	9.1220	12.7858	8.4406	8.6562	10.3981	4.3644
	S	92.410	103.777	122.576	134.558	113.126	99.071	129.764	91.327	87.158	83.938	104.999	132.719	138.156	78.096	110.449
6	T	5.5777	4.2771	7.8707	6.1666	10.3587	9.5046	12.7882	11.1896	12.1499	8.4916	12.7180	8.8392	8.7725	9.1960	4.2990
	S	94.125	103.299	123.357	136.439	114.265	98.995	131.318	90.790	93.211	90.169	105.559	126.734	136.325	88.304	112.130
7	T	5.6093	4.2880	7.9072	6.1831	10.3538	9.4128	12.7815	11.0329	12.0606	8.3996	12.8002	8.9824	9.1561	9.1242	4.2942
	S	93.595	103.036	122.788	136.075	114.319	99.961	131.387	92.080	93.901	91.157	104.881	124.714	130.613	88.999	112.255
8	T	5.6163	4.2473	7.8532	6.1593	10.3412	9.4487	12.6427	11.1378	12.1037	8.3641	12.4132	8.3784	8.4486	9.1418	4.2765
	S	93.478	104.023	123.632	136.601	114.458	99.581	132.829	91.213	93.566	91.544	108.151	133.704	141.551	88.828	112.720
9	T	5.9910														
	S	87.631														

Event: Cooper Tires USF2000 GP of Road America

Round 6 / 7

Track: Road America

4.014 mile(s)

Report: Section Data Report

USF2000 Championship

Session: Qualifications - Race 2

June 22, 2019



Section Data for Car 41 - Barrichello, Eduardo (R)

Lap	T/SLap	PO to SF	SF to PI
1	T	137.3676	138.9386
	S	105.195	97.945
2	T	132.9935	
	S	108.655	
3	T	132.3674	
	S	109.169	
4	T	132.0728	
	S	109.412	
5	T	134.8986	
	S	107.120	
6	T	132.1994	
	S	109.308	
7	T	132.3859	
	S	109.154	
8	T	130.5728	132.0578
	S	110.669	104.231
9	T		
	S		

Event: Cooper Tires USF2000 GP of Road America

Round 6 / 7

Track: Road America

4.014 mile(s)



Report: Section Data Report

USF2000 Championship

Session: Qualifications - Race 2

June 22, 2019

Section Data for Car 52 - Crawford, Jak (R)

Lap	T/S	I12 to I13	I13 to I14	I14 to SF	SF to I1	I1 to I2	I2 to I3	I3 to I4	I4 to I5	I5 to I6	I6 to I7	I7 to I8	I8 to I9	I9 to I10	I10 to I11	I11 to I12
1	T	6.2850	4.4262	8.0370	6.2524	10.7801	9.8923	13.0649	11.4470	17.5271	11.2974	16.1891	10.6098	9.0082	9.7118	4.6017
	S	83.532	99.819	120.805	134.567	109.798	95.115	128.537	88.749	64.614	67.775	82.926	105.584	132.758	83.614	104.754
2	T	5.9197	4.3516	7.9674	6.2100	10.7293	9.6903	12.9973	11.4086	12.4039	8.6523	12.5320	8.4650	8.4949	9.3203	4.3350
	S	88.687	101.530	121.860	135.485	110.318	97.098	129.205	89.048	91.302	88.495	107.126	132.336	140.780	87.127	111.198
3	T	5.6345	4.2681	7.9239	6.2093	10.5175	9.4941	12.9443	11.3797	18.9700	16.4100	19.0642	9.8008	10.2814	9.4211	4.4671
	S	93.176	103.516	122.529	135.501	112.540	99.105	129.734	89.274	59.700	46.659	70.420	114.300	116.318	86.194	107.910
4	T	5.6964	4.2880	7.9041	6.1801	10.3697	9.4949	12.8654	11.2269	12.1914	8.5196	12.3463	8.4026	8.4364	9.0181	4.2898
	S	92.163	103.036	122.836	136.141	114.144	99.096	130.530	90.489	92.893	89.873	108.737	133.319	141.756	90.046	112.370
5	T	5.4834	4.2986	7.8761	6.1786	10.3275	9.4487	12.7464	11.0694	12.1663	8.4848	13.2260	8.8290	8.5421	9.1175	4.2994
	S	95.744	102.782	123.273	136.174	114.610	99.581	131.748	91.776	93.085	90.242	101.505	126.880	140.002	89.064	112.119
6	T	5.5334	4.2660	7.9201	6.2096	10.2562	9.3725	12.8740	11.0446	12.0788	8.4755	12.3277	8.4123	8.4613	9.0335	4.2807
	S	94.878	103.567	122.588	135.494	115.407	100.390	130.443	91.982	93.759	90.341	108.901	133.165	141.339	89.893	112.609
7	T	5.4644	4.2734	7.8996	6.1907	10.2759	9.3335	12.7618	11.0376	12.0249	8.3446	12.3003	8.3720	8.4149	9.0081	4.2906
	S	96.076	103.388	122.906	135.908	115.186	100.810	131.589	92.041	94.180	91.758	109.144	133.806	142.118	90.146	112.349
8	T			8.1599	6.2497	10.7929	9.7853	12.8780	11.4004	14.5159	8.7228	12.4500	8.4384	8.4646	9.0387	4.3376
	S			118.985	134.625	109.668	96.155	130.402	89.112	78.018	87.779	107.831	132.754	141.284	89.841	111.132
9	T	6.0074														
	S	87.392														

Event: Cooper Tires USF2000 GP of Road America

Round 6 / 7

Track: Road America

4.014 mile(s)

Report: Section Data Report

USF2000 Championship

Session: Qualifications - Race 2

June 22, 2019



Section Data for Car 52 - Crawford, Jak (R)

Lap	T/SLap	PO to SF	SF to PI
1	T	149.1300	141.8804
	S	96.898	95.915
2	T	133.4776	
	S	108.261	
3	T	156.7860	
	S	92.166	
4	T	131.2297	
	S	110.115	
5	T	132.0938	
	S	109.395	
6	T	130.5462	
	S	110.692	
7	T	129.9923	
	S	111.164	
8	T	135.3223	136.2546
	S	106.785	101.021
9	T		
	S		

Event: Cooper Tires USF2000 GP of Road America

Round 6 / 7

Track: Road America

4.014 mile(s)

Report: Section Data Report

USF2000 Championship

Session: Qualifications - Race 2

June 22, 2019



Section Data for Car 6 - Rasmussen, Christian (R)

Lap	T/S	I12 to I13	I13 to I14	I14 to SF	SF to I1	I1 to I2	I2 to I3	I3 to I4	I4 to I5	I5 to I6	I6 to I7	I7 to I8	I8 to I9	I9 to I10	I10 to I11	I11 to I12
1	T	5.8497	4.3010	7.8996	6.1653	10.6035	9.7347	12.9249	11.1570	12.2061	8.4616	12.4058	8.3647	8.3824	9.4486	4.3467
	S	89.748	102.725	122.906	136.468	111.627	96.655	129.929	91.056	92.781	90.489	108.216	133.923	142.669	85.943	110.899
2	T	5.6258	4.3544	7.8772	6.1230	10.3732	9.5550	12.8256	11.0215	12.1328	8.4376	12.4046	8.3544	8.3413	9.3364	4.2940
	S	93.320	101.465	123.256	137.410	114.105	98.473	130.935	92.175	93.342	90.746	108.226	134.088	143.372	86.976	112.260
3	T	5.5319	4.3197	7.8265	6.0796	10.2894	9.4400	12.6607	11.0454	12.2192	8.5127	12.4012	8.3022	8.1985	9.4776	4.3354
	S	94.904	102.280	124.054	138.391	115.035	99.673	132.640	91.976	92.682	89.946	108.256	134.931	145.869	85.680	111.188
4	T	5.4783	4.2878	7.8669	6.1494	10.3851	9.4693	12.7605	10.9376	12.1105	8.4783	13.0315	9.5390	8.6475	9.2862	4.3032
	S	95.833	103.041	123.417	136.820	113.974	99.364	131.603	92.882	93.514	90.311	103.020	117.437	138.295	87.446	112.020
5	T	5.4944	4.3129	7.8304	6.1133	10.2677	9.4690	12.6715	10.9770	12.0729	8.4811	12.3647	8.3022	8.2665	9.1407	4.2577
	S	95.552	102.441	123.992	137.628	115.278	99.367	132.527	92.549	93.805	90.281	108.575	134.931	144.669	88.838	113.217
6	T	5.5227	4.3023	7.7967	6.0504	10.2467	9.3750	12.7681	10.9985	12.0301	8.3155	12.2832	8.3473	8.3959	9.0494	4.2789
	S	95.062	102.693	124.528	139.059	115.514	100.364	131.525	92.368	94.139	92.079	109.296	134.202	142.440	89.735	112.656
7	T	5.4132	4.2504	7.8688	6.1680	10.3872	9.4948	14.4575	11.8722	12.4576	8.4246	12.3184	8.3523	8.3645	9.1218	4.2970
	S	96.985	103.947	123.387	136.408	113.951	99.097	116.156	85.570	90.908	90.886	108.983	134.122	142.974	89.023	112.182
8	T	5.4667	4.2486	7.8203	6.1215	10.2899	9.4754	12.7628	10.9656	12.0817	8.3803	12.3212	8.3243	8.3156	9.1272	4.2863
	S	96.036	103.991	124.152	137.444	115.029	99.300	131.579	92.645	93.737	91.367	108.959	134.573	143.815	88.970	112.462
9	T	5.8754														
	S	89.356														

Event: Cooper Tires USF2000 GP of Road America

Round 6 / 7

Track: Road America

4.014 mile(s)

Report: Section Data Report

USF2000 Championship

Session: Qualifications - Race 2

June 22, 2019



Section Data for Car 6 - Rasmussen, Christian (R)

Lap	T/SLap	PO to SF	SF to PI
1	T	132.2516	136.4663
	S	109.264	99.720
2	T	131.0568	
	S	110.261	
3	T	130.6400	
	S	110.612	
4	T	132.7311	
	S	108.870	
5	T	130.0220	
	S	111.138	
6	T	129.7607	
	S	111.362	
7	T	133.2483	
	S	108.447	
8	T	129.9874	130.2819
	S	111.168	105.652
9	T		
	S		

Event: Cooper Tires USF2000 GP of Road America

Round 6 / 7

Track: Road America

4.014 mile(s)

Report: Section Data Report

USF2000 Championship



Session: Qualifications - Race 2

June 22, 2019

Section Data for Car 7 - Bogle, Christian (R)

Lap	T/S	I12 to I13	I13 to I14	I14 to SF	SF to I1	I1 to I2	I2 to I3	I3 to I4	I4 to I5	I5 to I6	I6 to I7	I7 to I8	I8 to I9	I9 to I10	I10 to I11	I11 to I12
1	T	6.7707	4.6762	8.2330	6.3332	11.3496	10.2488	13.1670	11.7391	12.8826	8.6866	13.0133	8.7323	8.7362	9.4944	4.6029
	S	77.540	94.482	117.929	132.850	104.289	91.807	127.540	86.541	87.909	88.145	103.164	128.285	136.891	85.529	104.726
2	T	6.1032	4.3998	8.0588	6.2771	10.9744	9.8777	13.1019	11.8667	12.8494	9.5638	13.5820	8.5923	8.5782	9.4296	4.5680
	S	86.020	100.418	120.478	134.037	107.854	95.256	128.174	85.610	88.136	80.060	98.844	130.376	139.413	86.117	105.527
3	T	6.0354	4.4091	8.0304	6.2420	10.9256	9.7562	13.0662	11.3796	14.1707	10.3104	13.1857	8.6064	8.6704	9.6390	4.5317
	S	86.987	100.206	120.904	134.791	108.336	96.442	128.524	89.275	79.918	74.263	101.815	130.162	137.930	84.246	106.372
4	T	5.8971	4.4060	8.0553	6.2625	10.8304	9.7044	13.0039	11.2429	12.7258	8.6657	12.7749	8.5592	8.5839	9.3327	4.4831
	S	89.027	100.276	120.530	134.349	109.288	96.957	129.140	90.360	88.992	88.358	105.089	130.880	139.320	87.011	107.525
5	T	5.8421	4.4346	8.0471	6.2870	10.7875	9.7041	13.0082	11.2249	12.2841	8.4834	12.6529	8.5099	8.5105	9.1841	4.4023
	S	89.865	99.630	120.653	133.826	109.723	96.960	129.097	90.505	92.192	90.256	106.102	131.638	140.522	88.419	109.499
6	T	5.7368	4.4281	8.0608	6.2743	10.8457	9.6146	13.0810	11.2194	12.3950	8.4391	12.5511	8.5132	8.5272	9.1990	4.4264
	S	91.514	99.776	120.448	134.097	109.134	97.863	128.378	90.549	91.367	90.730	106.963	131.587	140.246	88.275	108.902
7	T	5.7907	4.3218	8.0174	6.2777	10.7085	9.5332	12.9840	11.1429	12.3590	8.4271	12.7130	8.5944	10.7547	9.5535	4.5168
	S	90.663	102.230	121.100	134.024	110.532	98.698	129.338	91.171	91.634	90.859	105.601	130.344	111.199	85.000	106.723
8	T	5.8031	4.3823	8.0166	6.2636	10.7665	9.6749	13.0015	11.2529	12.2430	8.4120	12.5687	8.4806	8.4656	9.7476	4.4546
	S	90.469	100.819	121.112	134.326	109.937	97.253	129.163	90.280	92.502	91.023	106.813	132.093	141.267	83.307	108.213
9	T	5.8520														
	S	89.713														

Event: Cooper Tires USF2000 GP of Road America

Round 6 / 7

Track: Road America

4.014 mile(s)

Report: Section Data Report

USF2000 Championship

Session: Qualifications - Race 2

June 22, 2019



Section Data for Car 7 - Bogle, Christian (R)

Lap	T/SLap	PO to SF	SF to PI
1	T	138.6659	144.9103
	S	104.210	93.909
2	T	137.8229	
	S	104.848	
3	T	138.9588	
	S	103.991	
4	T	134.5278	
	S	107.416	
5	T	133.3627	
	S	108.354	
6	T	133.3117	
	S	108.396	
7	T	135.6947	
	S	106.492	
8	T	133.5335	131.6169
	S	108.216	104.580
9	T		
	S		

Event: Cooper Tires USF2000 GP of Road America

Round 6 / 7

Track: Road America

4.014 mile(s)

Report: Section Data Report

USF2000 Championship

Session: Qualifications - Race 2

June 22, 2019



Section Data for Car 73 - Shields, Cameron (R)

Lap	T/S	I12 to I13	I13 to I14	I14 to SF	SF to I1	I1 to I2	I2 to I3	I3 to I4	I4 to I5	I5 to I6	I6 to I7	I7 to I8	I8 to I9	I9 to I10	I10 to I11	I11 to I12
1	T	6.0791	4.4121	8.0818	6.3008	10.6329	9.9115	13.1144	11.3432	12.2842	8.5015	12.4924	8.4552	8.4999	9.7086	4.4198
	S	86.361	100.138	120.135	133.533	111.318	94.931	128.051	89.561	92.192	90.064	107.465	132.490	140.697	83.642	109.065
2	T	5.5653	4.3325	7.9691	6.2387	10.2684	9.5811	13.0346	11.1102	12.1444	8.3305	12.3788	8.4439	8.4986	9.2983	4.3573
	S	94.335	101.978	121.834	134.862	115.270	98.205	128.835	91.439	93.253	91.913	108.452	132.667	140.718	87.333	110.629
3	T	5.5718	4.3302	7.9761	6.2315	10.2429	9.5734	13.0151	11.1119	12.0315	8.3292	12.3913	8.4401	8.4710	9.2434	4.3509
	S	94.224	102.032	121.727	135.018	115.557	98.284	129.028	91.425	94.128	91.927	108.342	132.727	141.177	87.851	110.792
4	T	5.4927	4.3247	7.9520	6.2249	10.1623	9.5296	12.9603	11.1064	12.0591	8.2896	12.3054	8.4076	8.4588	9.1505	4.3235
	S	95.581	102.162	122.096	135.161	116.473	98.735	129.574	91.471	93.912	92.367	109.098	133.240	141.380	88.743	111.494
5	T	5.5019	4.3237	7.9499	6.2549	10.3763	9.4893	12.9444	10.9391	12.1297	8.2683	12.3118	8.4022	8.4274	9.0465	4.3226
	S	95.422	102.185	122.128	134.513	114.071	99.155	129.733	92.870	93.366	92.605	109.042	133.325	141.907	89.763	111.517
6	T	5.4845	4.3254	7.9672	6.2417	10.2042	9.4020	12.9457	11.0164	12.0165	8.2127	12.3306	8.3998	8.4573	9.0372	4.3204
	S	95.724	102.145	121.863	134.797	115.995	100.075	129.720	92.218	94.245	93.231	108.875	133.364	141.406	89.856	111.574
7	T	5.4749	4.3518	7.9844	6.2414	10.2833	9.3697	12.8828	11.0035	12.0026	8.2804	12.3677	8.3791	8.4280	9.0311	4.3249
	S	95.892	101.525	121.601	134.804	115.103	100.420	130.354	92.326	94.355	92.469	108.549	133.693	141.897	89.917	111.458
8	T	5.4816	4.2834	7.9390	6.2483	10.2423	9.3601	12.8971	10.9341	12.0510	8.3666	12.3550	8.3894	8.4389	9.0286	4.3111
	S	95.775	103.147	122.296	134.655	115.564	100.523	130.209	92.912	93.976	91.516	108.660	133.529	141.714	89.941	111.815
9	T	6.0629														
	S	86.592														

Event: Cooper Tires USF2000 GP of Road America

Round 6 / 7

Track: Road America

4.014 mile(s)

Report: Section Data Report

USF2000 Championship

Session: Qualifications - Race 2

June 22, 2019



Section Data for Car 73 - Shields, Cameron (R)

Lap	T/SLap	PO to SF	SF to PI
1	T	134.2374	146.7221
	S	107.648	92.750
2	T	131.5517	
	S	109.846	
3	T	131.3103	
	S	110.048	
4	T	130.7474	
	S	110.522	
5	T	130.6880	
	S	110.572	
6	T	130.3616	
	S	110.849	
7	T	130.4056	
	S	110.811	
8	T	130.3265	131.9430
	S	110.878	104.322
9	T		
	S		

Event: Cooper Tires USF2000 GP of Road America

Round 6 / 7

Track: Road America

4.014 mile(s)

Report: Section Data Report

USF2000 Championship

Session: Qualifications - Race 2

June 22, 2019



Section Data for Car 8 - Eves, Braden (R)

Lap	T/S	I12 to I13	I13 to I14	I14 to SF	SF to I1	I1 to I2	I2 to I3	I3 to I4	I4 to I5	I5 to I6	I6 to I7	I7 to I8	I8 to I9	I9 to I10	I10 to I11	I11 to I12
1	T	5.8723	4.3140	7.9361	6.1998	10.5835	9.8765	12.9545	11.4543	12.3329	8.7194	12.4809	8.5046	8.5444	9.3452	4.3347
	S	89.403	102.415	122.341	135.708	111.838	95.267	129.632	88.692	91.828	87.814	107.564	131.720	139.964	86.894	111.206
2	T	5.7049	4.2291	7.8488	6.1787	10.4994	9.6869	12.8539	11.2152	12.2126	8.5992	12.3271	8.3962	8.4435	9.1796	4.3117
	S	92.026	104.471	123.702	136.172	112.734	97.132	130.647	90.583	92.732	89.041	108.906	133.421	141.637	88.462	111.799
3	T	5.6273	4.2407	7.8453	6.1634	10.4028	9.5717	12.8202	11.0779	12.1320	8.5090	12.2936	8.3791	8.4420	9.0691	4.2923
	S	93.295	104.185	123.757	136.510	113.781	98.301	130.990	91.706	93.348	89.985	109.203	133.693	141.662	89.540	112.305
4	T	5.6050	4.2160	7.8380	6.1773	10.3331	9.6071	12.8108	11.0970	12.0274	8.4225	12.2454	8.3504	8.4251	9.0443	4.2851
	S	93.666	104.796	123.872	136.202	114.548	97.939	131.086	91.548	94.160	90.909	109.633	134.153	141.946	89.785	112.493
5	T			9.0506	6.3687	10.5947	9.7759	13.3744	11.3804	12.1504	8.4586	12.4195	8.3515	8.3505	9.1342	4.2710
	S			107.276	132.109	111.720	96.248	125.562	89.268	93.207	90.521	108.096	134.135	143.214	88.902	112.865
6	T	5.5362	4.3150	7.7942	6.0568	10.4065	9.5465	12.7456	10.9901	12.0937	8.3948	12.2835	8.3408	8.3826	9.1649	4.2737
	S	94.830	102.391	124.568	138.912	113.740	98.561	131.757	92.439	93.644	91.209	109.293	134.307	142.666	88.604	112.793
7	T	5.5359	4.2821	7.8604	6.1711	10.2283	9.4319	12.7497	11.0023	12.0063	8.3720	12.3374	8.3782	8.3699	9.0492	4.2762
	S	94.836	103.178	123.519	136.339	115.722	99.758	131.714	92.336	94.325	91.457	108.815	133.707	142.882	89.737	112.728
8	T	5.5212	4.2234	7.7946	6.1279	10.1749	9.4698	12.7511	10.9495	12.0267	8.3757	12.2559	8.3374	8.3646	9.0256	4.2567
	S	95.088	104.612	124.562	137.300	116.329	99.359	131.700	92.781	94.165	91.417	109.539	134.362	142.973	89.971	113.244
9	T	5.5741	4.2576	7.8012	6.1176	10.2776	9.5756	12.6772	11.0693	12.0776	8.3613	12.2773	8.3224	8.3508	9.0934	4.2415
	S	94.186	103.772	124.456	137.532	115.167	98.261	132.468	91.777	93.769	91.574	109.348	134.604	143.209	89.301	113.650
10	T	5.9477														
	S	88.269														

Event: Cooper Tires USF2000 GP of Road America

Round 6 / 7

Track: Road America

4.014 mile(s)

Report: Section Data Report

USF2000 Championship



Session: Qualifications - Race 2

June 22, 2019

Section Data for Car 8 - Eves, Braden (R)

Lap	T/SLap	PO to SF	SF to PI
1	T	133.4531	137.3848
	S	108.281	99.053
2	T	131.6868	
	S	109.733	
3	T	130.8664	
	S	110.421	
4	T	130.4845	
	S	110.744	
5	T	137.9994	
	S	104.713	
6	T	130.3249	
	S	110.880	
7	T	130.0509	
	S	111.113	
8	T	129.6550	
	S	111.453	
9	T	130.0745	128.4005
	S	111.093	107.200
10	T		
	S		

Event: Cooper Tires USF2000 GP of Road America

Track: Road America

Report: Section Data Report

Session: Qualifications - Race 2

Round 6 / 7

4.014 mile(s)

USF2000 Championship






June 22, 2019



Section Data for Car

Report Support Information

Section Legend	
Name	Length
I12 to I13	0.145833 miles
I13 to I14	0.122727 miles
I14 to SF	0.269697 miles
SF to I1	0.233712 miles
I1 to I2	0.328788 miles
I2 to I3	0.261364 miles
I3 to I4	0.466477 miles
I4 to I5	0.282197 miles
I5 to I6	0.314583 miles
I6 to I7	0.212689 miles
I7 to I8	0.372917 miles
I8 to I9	0.311174 miles
I9 to I10	0.332197 miles
I10 to I11	0.225568 miles
I11 to I12	0.133902 miles
Lap	4.014000 miles
PI to PO	0.422727 miles
PO to SF	3.780114 miles
SF to PI	3.823485 miles
PO to I2	0.328788 miles
I13 to PI	0.202083 miles
PO to PI	3.589773 miles

Color Legend	
	Fastest Lap
	Section Under Caution
	Section Under Green
	Section Time Data
	Section Speed Data

