

Event: Andersen Companies USF2000 GP at NJMP
Track: New Jersey Motorsports Park
Report: Section Data Report
Session: Qualifications - Race 2

Round 13/14/15
2.14 mile(s)
USF2000 Championship
October 11, 2020



Section Data for Car 1 - Campbell, Prescott (R)

Lap	T/S	I3 to SF	SF to I1	I1 to I2	I2 to I3	Lap
1	T	13.9685	22.7080	18.7102	26.2497	81.6364
	S	111.973	96.322	94.309	83.378	94.370
2	T	13.7273	21.3858	18.3408	25.8876	79.3415
	S	113.940	102.277	96.209	84.544	97.099
3	T	13.7169	21.2488	18.2607	25.6732	78.8996
	S	114.027	102.936	96.631	85.250	97.643
4	T	13.7184	21.1301	18.1132	25.5678	78.5295
	S	114.014	103.515	97.418	85.601	98.103
5	T			22.1859	35.4111	373.6315
	S			79.535	61.807	20.619
6	T	14.0410	22.3325	18.4648	25.8376	80.6759
	S	111.395	97.941	95.563	84.707	95.493
7	T	13.6278	21.1488	20.1413	40.4111	
	S	114.772	103.423	87.608	54.159	

Event: Andersen Companies USF2000 GP at NJMP
Track: New Jersey Motorsports Park
Report: Section Data Report
Session: Qualifications - Race 2

Round 13/14/15
2.14 mile(s)
USF2000 Championship
October 11, 2020



Section Data for Car 10 - Shields, Cameron

Lap	T/S I3 to SF	SF to I1	I1 to I2	I2 to I3	Lap	
1	T	13.6808	22.0401	18.3679	26.0770	80.1658
	S	114.327	99.241	96.067	83.930	96.101
2	T	13.5743	20.9664	18.0541	25.5406	78.1354
	S	115.224	104.323	97.737	85.692	98.598
3	T	13.6276	20.8795	18.0015	25.4974	78.0060
	S	114.774	104.757	98.022	85.838	98.762
4	T	13.6322	21.2639	18.1297	29.3579	82.3837
	S	114.735	102.863	97.329	74.550	93.514
5	T	13.5728	20.9116	18.1037	25.5241	78.1122
	S	115.237	104.596	97.469	85.748	98.627
6	T			20.4058	29.9515	270.1250
	S			86.473	73.073	28.520
7	T	13.5993	21.2648	18.1930	25.8338	78.8909
	S	115.013	102.859	96.990	84.720	97.654
8	T	13.5679	20.8260	17.9966	25.3437	77.7342
	S	115.279	105.026	98.049	86.358	99.107
9	T	14.1280	26.6341	21.9607	30.3191	
	S	110.709	82.123	80.350	72.187	

Event: Andersen Companies USF2000 GP at NJMP
Track: New Jersey Motorsports Park
Report: Section Data Report
Session: Qualifications - Race 2

Round 13/14/15

2.14 mile(s)



USF2000 Championship
October 11, 2020

Section Data for Car 11 - Christodoulou, Nico (R)

Lap	T/S I3 to SF	SF to I1	I1 to I2	I2 to I3	Lap	
1	T	13.5710	22.2938	18.6688	26.2946	80.8282
	S	115.252	98.111	94.518	83.235	95.313
2	T	13.5712	21.4816	18.4539	25.9467	79.4534
	S	115.251	101.821	95.619	84.351	96.962
3	T	13.5577	21.4725	18.2946	25.9134	79.2382
	S	115.366	101.864	96.452	84.460	97.226
4	T	13.6646	21.4637	18.2318	25.8686	79.2287
	S	114.463	101.906	96.784	84.606	97.237
5	T	13.5599	21.3822	18.3396	25.9678	79.2495
	S	115.347	102.294	96.215	84.283	97.212
6	T			20.7679	30.3880	406.5213
	S			84.965	72.023	18.951
7	T	13.6697	22.2455	21.7043	33.6936	
	S	114.420	98.324	81.299	64.957	

Event: Andersen Companies USF2000 GP at NJMP
Track: New Jersey Motorsports Park
Report: Section Data Report
Session: Qualifications - Race 2

Round 13/14/15
2.14 mile(s)
USF2000 Championship
October 11, 2020



Section Data for Car 16 - Pierson, Josh (R)

Lap	T/S I3 to SF	SF to I1	I1 to I2	I2 to I3	Lap	
1	T	13.9048	22.2123	18.7928	26.2858	81.1957
	S	112.486	98.471	93.895	83.263	94.882
2	T	13.6604	22.7314	18.4451	25.8079	80.6448
	S	114.498	96.223	95.665	84.805	95.530
3	T	13.6705	21.2712	18.2983	25.7269	78.9669
	S	114.414	102.828	96.432	85.072	97.560
4	T	13.6570	21.1004	18.0791	25.5278	78.3643
	S	114.527	103.660	97.601	85.735	98.310
5	T	13.6842	21.1062	18.1780	25.6592	78.6276
	S	114.299	103.632	97.070	85.296	97.981
6	T			23.0298	35.6645	295.1733
	S			76.620	61.367	26.100
7	T	13.9732	21.9220	18.4726	26.3955	80.7633
	S	111.935	99.775	95.522	82.917	95.390
8	T	13.6828	21.0662	20.4955	39.0155	
	S	114.311	103.829	86.094	56.097	

Event: Andersen Companies USF2000 GP at NJMP

Round 13/14/15

Track: New Jersey Motorsports Park

2.14 mile(s)

Report: Section Data Report

USF2000 Championship

Session: Qualifications - Race 2

October 11, 2020



Section Data for Car 2 - Green, Josh (R)

Lap	T/S	I3 to SF	SF to I1	I1 to I2	I2 to I3	Lap
1	T	13.8222	21.5823	18.3702	26.5885	80.3632
	S	113.158	101.346	96.055	82.315	95.865
2	T	13.7248	20.9756	18.0784	25.4098	78.1886
	S	113.961	104.277	97.605	86.134	98.531
3	T	13.6736	20.7893	19.3533	26.9740	
	S	114.388	105.211	91.175	81.139	

Event: Andersen Companies USF2000 GP at NJMP
Track: New Jersey Motorsports Park
Report: Section Data Report
Session: Qualifications - Race 2

Round 13/14/15
2.14 mile(s)
USF2000 Championship
October 11, 2020



Section Data for Car 21 - Sundaramoorthy, Yuven

Lap	T/S I3 to SF	SF to I1	I1 to I2	I2 to I3	Lap	
1	T	13.8559	22.2797	18.8006	26.6334	81.5696
	S	112.883	98.173	93.856	82.176	94.447
2	T	13.7328	21.6631	18.5790	26.3538	80.3287
	S	113.895	100.968	94.975	83.048	95.906
3	T	13.6806	21.5103	18.4378	26.2455	79.8742
	S	114.329	101.685	95.703	83.391	96.452
4	T	13.7011	21.4787	18.4001	26.2996	79.8795
	S	114.158	101.835	95.899	83.219	96.445
5	T	13.7199	21.2754	18.2865	26.1220	79.4038
	S	114.002	102.808	96.494	83.785	97.023
6	T			21.6768	27.6590	172.1370
	S			81.402	79.129	44.755
7	T	13.7405	21.5336	18.5396	25.9576	79.7713
	S	113.831	101.575	95.177	84.316	96.576
8	T	13.7223	21.7147	18.2537	25.6166	79.3073
	S	113.982	100.728	96.668	85.438	97.141
9	T	13.6177	20.9723	18.0281	25.5334	78.1515
	S	114.857	104.293	97.878	85.717	98.578
10	T	13.6611	20.9282	21.3902	35.5047	
	S	114.492	104.513	82.493	61.644	

Event: Andersen Companies USF2000 GP at NJMP
 Track: New Jersey Motorsports Park
 Report: Section Data Report
 Session: Qualifications - Race 2

Round 13/14/15
 2.14 mile(s)
 USF2000 Championship
 October 11, 2020



Section Data for Car 22 - Barrichello, Eduardo

Lap	T/S I3 to SF	SF to I1	I1 to I2	I2 to I3	Lap	
1	T	13.8443	22.2644	18.7456	26.5472	81.4015
	S	112.977	98.241	94.131	82.443	94.642
2	T	13.6487	21.6088	18.4978	26.2812	80.0365
	S	114.596	101.221	95.392	83.278	96.256
3	T	13.6553	21.2591	18.2988	26.1158	79.3290
	S	114.541	102.886	96.430	83.805	97.115
4	T	13.6258	21.2773	18.2293	25.9512	79.0836
	S	114.789	102.798	96.797	84.337	97.416
5	T	13.6327	21.2106	18.2153	26.3773	79.4359
	S	114.731	103.122	96.872	82.974	96.984
6	T			20.9447	27.7728	227.4216
	S			84.248	78.805	33.875
7	T	13.6489	21.4953	18.6175	25.9612	79.7229
	S	114.595	101.756	94.779	84.304	96.635
8	T	13.5266	20.8303	18.0306	25.3498	77.7373
	S	115.631	105.004	97.864	86.337	99.103
9	T	13.5193	20.5892	18.5281	38.5687	
	S	115.693	106.234	95.236	56.746	

Event: Andersen Companies USF2000 GP at NJMP
 Track: New Jersey Motorsports Park
 Report: Section Data Report
 Session: Qualifications - Race 2

Round 13/14/15
 2.14 mile(s)
 USF2000 Championship
 October 11, 2020



Section Data for Car 23 - Round-Garrido, Matt

Lap	T/S I3 to SF	SF to I1	I1 to I2	I2 to I3	Lap	
1	T	13.8189	22.7824	18.5780	25.9364	81.1157
	S	113.185	96.007	94.980	84.385	94.975
2	T	13.7141	21.3719	18.0815	25.5211	78.6886
	S	114.050	102.343	97.588	85.758	97.905
3	T	13.6963	21.1174	18.0665	25.5116	78.3918
	S	114.198	103.577	97.669	85.790	98.276
4	T	13.7394	21.1162	18.0494	25.5297	78.4347
	S	113.840	103.583	97.762	85.729	98.222
5	T	13.7021	21.6086	18.2928	25.7376	79.3411
	S	114.150	101.222	96.461	85.037	97.100
6	T	13.7040	21.0651	18.1366	25.5882	78.4939
	S	114.134	103.834	97.292	85.533	98.148
7	T			20.1281	27.0279	157.5846
	S			87.666	80.977	48.888
8	T	13.7631	21.7559	18.5479	25.9119	79.9788
	S	113.644	100.537	95.135	84.465	96.326
9	T	13.6570	21.1623	18.0922	25.3693	78.2808
	S	114.527	103.357	97.531	86.271	98.415
10	T	13.6670	23.4133	22.3752	34.4420	
	S	114.443	93.420	78.862	63.546	

Event: Andersen Companies USF2000 GP at NJMP

Round 13/14/15

Track: New Jersey Motorsports Park

2.14 mile(s)

Report: Section Data Report

USF2000 Championship

Session: Qualifications - Race 2

October 11, 2020



Section Data for Car 3 - Gold, Reece

Lap	T/S I3 to SF	SF to I1	I1 to I2	I2 to I3	Lap	
1	T	13.8744	21.9371	18.5521	26.0825	80.4461
	S	112.732	99.707	95.113	83.912	95.766
2	T	13.7667	21.2998	18.1642	25.7055	78.9362
	S	113.614	102.690	97.144	85.143	97.598
3	T	13.7386	21.2541	18.0725	25.4791	78.5443
	S	113.846	102.911	97.637	85.899	98.085
4	T	13.7133	20.9614	18.0474	25.5125	78.2346
	S	114.056	104.348	97.773	85.787	98.473
5	T	13.7283	20.8348	17.9995	25.5182	78.0808
	S	113.932	104.982	98.033	85.768	98.667
6	T			19.6868	27.4127	245.5950
	S			89.631	79.840	31.369
7	T	13.7097	21.6514	18.2629	40.2481	93.8721
	S	114.086	101.022	96.619	54.379	82.069
8	T	17.2413	21.5471	18.2861	25.5249	82.5994
	S	90.718	101.511	96.497	85.745	93.269
9	T	13.6381	20.7851	19.2749	33.3154	
	S	114.685	105.233	91.546	65.694	

Event: Andersen Companies USF2000 GP at NJMP

Round 13/14/15

Track: New Jersey Motorsports Park

2.14 mile(s)

Report: Section Data Report

USF2000 Championship

Session: Qualifications - Race 2

October 11, 2020



Section Data for Car 4 - d'Orlando, Michael

Lap	T/S I3 to SF	SF to I1	I1 to I2	I2 to I3	Lap	
1	T	13.9390	22.4375	18.7224	26.5142	81.6131
	S	112.210	97.483	94.248	82.546	94.397
2	T	13.7352	21.5543	18.3475	26.0462	79.6832
	S	113.875	101.477	96.174	84.029	96.683
3	T	13.7380	21.4186	18.2636	25.9066	79.3268
	S	113.851	102.120	96.615	84.482	97.117
4	T	13.7542	21.1265	18.2372	25.8139	78.9318
	S	113.717	103.532	96.755	84.785	97.603
5	T	13.7602	21.2160	18.2400	25.8555	79.0717
	S	113.668	103.095	96.740	84.649	97.431
6	T			20.1875	27.6937	219.5729
	S			87.408	79.030	35.086
7	T	13.8729	22.0286	18.5091	25.7285	80.1391
	S	112.744	99.292	95.334	85.067	96.133
8	T	13.6380	20.8223	18.0708	25.3675	77.8986
	S	114.686	105.045	97.646	86.277	98.898
9	T	13.6685	20.7924	18.6187	27.0609	
	S	114.430	105.196	94.773	80.878	

Event: Andersen Companies USF2000 GP at NJMP

Round 13/14/15

Track: New Jersey Motorsports Park

2.14 mile(s)

Report: Section Data Report

USF2000 Championship

Session: Qualifications - Race 2

October 11, 2020



Section Data for Car 40 - Miller, Jack William

Lap	T/S I3 to SF	SF to I1	I1 to I2	I2 to I3	Lap	
1	T	13.8882	22.4798	19.2970	26.3310	81.9960
	S	112.620	97.299	91.441	83.120	93.956
2	T	13.7023	21.1386	18.1736	25.5094	78.5239
	S	114.148	103.473	97.094	85.797	98.110
3	T	13.7025	21.0288	18.0870	25.4867	78.3050
	S	114.146	104.013	97.559	85.874	98.385
4	T	13.7785	20.8511	18.1414	25.5239	78.2949
	S	113.517	104.900	97.266	85.749	98.397
5	T	13.7514	20.9844	18.1700	25.5953	78.5011
	S	113.740	104.233	97.113	85.509	98.139
6	T			29.3346	50.2127	
	S			60.152	43.587	

Event: Andersen Companies USF2000 GP at NJMP

Round 13/14/15

Track: New Jersey Motorsports Park

2.14 mile(s)

Report: Section Data Report

USF2000 Championship

Session: Qualifications - Race 2

October 11, 2020



Section Data for Car 41 - Vaccaro, Kent (R)

Lap	T/S I3 to SF	SF to I1	I1 to I2	I2 to I3	Lap	
1	T	13.8416	22.4552	18.9111	26.6528	81.8607
	S	112.999	97.406	93.307	82.117	94.111
2	T	13.7600	21.3671	18.5780	26.0280	79.7331
	S	113.669	102.366	94.980	84.088	96.622
3	T	13.7344	21.3371	18.5497	26.1698	79.7910
	S	113.881	102.510	95.125	83.632	96.552
4	T	14.0266	21.6276	18.6541	26.0649	80.3732
	S	111.509	101.133	94.593	83.969	95.853
5	T	13.7713	21.1099	18.3864	26.4101	79.6777
	S	113.576	103.614	95.970	82.871	96.690
6	T	14.0906	21.3225	18.8339	26.2749	80.5219
	S	111.002	102.581	93.690	83.298	95.676
7	T	13.7713	22.0435	18.8933	26.6794	81.3875
	S	113.576	99.225	93.395	82.035	94.658

Event: Andersen Companies USF2000 GP at NJMP
Track: New Jersey Motorsports Park
Report: Section Data Report
Session: Qualifications - Race 2

Round 13/14/15
2.14 mile(s)
USF2000 Championship
October 11, 2020



Section Data for Car 44 - Brooks, Christian (R)

Lap	T/S I3 to SF	SF to I1	I1 to I2	I2 to I3	Lap	
1	T	13.8860	21.9511	18.5588	26.3431	80.7390
	S	112.638	99.643	95.079	83.082	95.419
2	T	13.6987	21.3327	18.2531	25.8697	79.1542
	S	114.178	102.531	96.671	84.602	97.329
3	T	13.6668	21.1629	18.2206	25.8274	78.8777
	S	114.445	103.354	96.843	84.741	97.670
4	T	13.6876	21.1732	18.0981	25.7503	78.7092
	S	114.271	103.304	97.499	84.995	97.879
5	T			20.3028	35.8207	374.7572
	S			86.911	61.100	20.557
6	T	13.8247	21.9966	18.3091	25.9086	80.0390
	S	113.137	99.437	96.375	84.475	96.253
7	T	13.6000	20.9801	21.2603	41.1856	
	S	115.007	104.255	82.997	53.141	

Event: Andersen Companies USF2000 GP at NJMP

Round 13/14/15

Track: New Jersey Motorsports Park

2.14 mile(s)

Report: Section Data Report

USF2000 Championship

Session: Qualifications - Race 2

October 11, 2020



Section Data for Car 5 - Brichacek, Wyatt (R)

Lap	T/S I3 to SF	SF to I1	I1 to I2	I2 to I3	Lap	
1	T	13.8824	21.6847	18.7406	26.8833	81.1910
	S	112.667	100.867	94.156	81.412	94.887
2	T	13.7201	21.4154	18.3739	25.7560	79.2654
	S	114.000	102.136	96.035	84.976	97.192
3	T	13.7693	21.1830	18.4129	26.3667	79.7319
	S	113.593	103.256	95.832	83.008	96.624
4	T	13.7742	21.1433	18.2534	25.5888	78.7597
	S	113.552	103.450	96.669	85.531	97.817
5	T	13.7894	20.8664	18.1321	25.6203	78.4082
	S	113.427	104.823	97.316	85.426	98.255
6	T	13.7645	21.0153	18.2290	25.6290	78.6378
	S	113.632	104.080	96.799	85.397	97.968
7	T	13.7951	20.9539	18.2294	25.6640	78.6424
	S	113.380	104.385	96.797	85.280	97.962
8	T	13.7899	21.7200	18.4671	26.1270	80.1040
	S	113.423	100.703	95.551	83.769	96.175

Event: Andersen Companies USF2000 GP at NJMP

Round 13/14/15

Track: New Jersey Motorsports Park

2.14 mile(s)

Report: Section Data Report

USF2000 Championship

Session: Qualifications - Race 2

October 11, 2020



Section Data for Car 6 - Rasmussen, Christian

Lap	T/S I3 to SF	SF to I1	I1 to I2	I2 to I3	Lap	
1	T	13.8548	21.9293	18.5647	26.1820	80.5308
	S	112.892	99.742	95.048	83.593	95.665
2	T	13.6590	21.1880	18.3097	25.8330	78.9897
	S	114.510	103.232	96.372	84.723	97.532
3	T	13.6184	20.9139	18.1450	25.7441	78.4214
	S	114.851	104.585	97.247	85.015	98.238
4	T	13.6142	22.0302	18.3154	26.0035	79.9633
	S	114.887	99.285	96.342	84.167	96.344
5	T			22.3440	30.3759	229.8156
	S			78.972	72.052	33.523
6	T	13.6330	21.3985	18.2684	25.4840	78.7839
	S	114.728	102.216	96.590	85.883	97.786
7	T	13.5876	20.8717	18.0868	25.3963	77.9424
	S	115.112	104.796	97.560	86.179	98.842
8	T	13.5840	20.7151	17.9481	25.2855	77.5327
	S	115.142	105.588	98.314	86.557	99.365
9	T	13.6383	20.7414	19.5025	39.1792	
	S	114.684	105.454	90.478	55.862	

Event: Andersen Companies USF2000 GP at NJMP
Track: New Jersey Motorsports Park
Report: Section Data Report
Session: Qualifications - Race 2

Round 13/14/15
2.14 mile(s)
USF2000 Championship
October 11, 2020



Section Data for Car 7 - Bogle, Christian

Lap	T/S I3 to SF	SF to I1	I1 to I2	I2 to I3	Lap	
1	T	13.7665	21.8891	18.7355	26.2882	80.6793
	S	113.616	99.925	94.182	83.255	95.489
2	T	13.7243	21.7785	18.6496	25.7874	79.9398
	S	113.965	100.433	94.616	84.872	96.373
3	T	13.7090	21.0705	18.3274	25.6754	78.7823
	S	114.092	103.807	96.279	85.243	97.788
4	T	13.6971	21.1728	18.1811	25.6832	78.7342
	S	114.191	103.306	97.054	85.217	97.848
5	T	13.7261	21.1144	18.4795	25.7414	79.0614
	S	113.950	103.592	95.487	85.024	97.443
6	T	13.7617	21.2727	18.3545	25.7749	79.1638
	S	113.655	102.821	96.137	84.913	97.317
7	T			22.6315	30.4231	340.1736
	S			77.969	71.940	22.647
8	T	13.8467	24.1988	25.4293	35.3624	
	S	112.958	90.388	69.390	61.892	

Event: Andersen Companies USF2000 GP at NJMP

Round 13/14/15

Track: New Jersey Motorsports Park

2.14 mile(s)

Report: Section Data Report

USF2000 Championship

Session: Qualifications - Race 2

October 11, 2020



Section Data for Car 8 - Dupell, Kyle

Lap	T/S	I3 to SF	SF to I1	I1 to I2	I2 to I3	Lap
1	T	13.7921	21.9902	18.3069	25.8502	79.9394
	S	113.405	99.466	96.387	84.666	96.373
2	T	13.6325	21.2273	18.1914	25.5356	78.5868
	S	114.733	103.041	96.999	85.709	98.032
3	T	13.6190	21.1108	29.7429	460.2193	
	S	114.846	103.609	59.327	4.756	

Event: Andersen Companies USF2000 GP at NJMP

Round 13/14/15

Track: New Jersey Motorsports Park

2.14 mile(s)

Report: Section Data Report

USF2000 Championship

Session: Qualifications - Race 2

October 11, 2020



Section Data for Car 9 - Siegel, Nolan

Lap	T/S I3 to SF	SF to I1	I1 to I2	I2 to I3	Lap	
1	T	13.8376	22.0131	18.8359	26.3328	81.0194
	S	113.032	99.362	93.680	83.114	95.088
2	T	13.7403	21.2851	18.3477	25.9919	79.3650
	S	113.832	102.761	96.173	84.205	97.070
3	T	13.6843	20.9899	18.4551	25.7693	78.8986
	S	114.298	104.206	95.613	84.932	97.644
4	T	13.6790	21.0994	18.2992	25.9574	79.0350
	S	114.342	103.665	96.427	84.316	97.476
5	T	13.7067	20.9905	18.2034	25.9140	78.8146
	S	114.111	104.203	96.935	84.458	97.748
6	T			19.9365	26.9435	327.8519
	S			88.508	81.231	23.498
7	T	13.7252	21.6291	18.3924	25.6808	79.4275
	S	113.958	101.126	95.939	85.225	96.994
8	T	13.6892	21.0181	18.8561	37.3308	
	S	114.257	104.066	93.580	58.628	

Event: Andersen Companies USF2000 GP at NJMP
 Track: New Jersey Motorsports Park
 Report: Section Data Report
 Session: Qualifications - Race 2

Round 13/14/15
 2.14 mile(s)








USF2000 Championship
 October 11, 2020

Section Data for Car

Report Support Information

Section Legend	
Name	Length
I3 to SF	0.434470 miles
SF to I1	0.607576 miles
I1 to I2	0.490152 miles
I2 to I3	0.607955 miles
Lap	2.140000 miles
SFP to I1	0.607576 miles
I3 to SFP	0.434470 miles

Color Legend	
	Fastest Lap
	Section Under Caution
	Section Under Green
	Section Time Data
	Section Speed Data

