

**Event:** Cooper Tires USF2000 Grand Prix of Alabama**Round 1 / 2****Track:** Barber Motorsports Park**2.3 mile(s)****Report:** Section Data Report**USF2000 Championship****Session:** Qualifications - Race 2**April 16, 2021****Section Data for Car 1 - Navarro, Ely (R)**

Lap	T/S I7 to I8	I8 to SF	SF to I1	I1 to I2	I2 to I3A	I3A to I3	I3 to I4	I4 to I5A	I5A to I5	I5 to I6	I6 to I7	Lap	PI to PO	PO to SF	SF to PI	
1	T	6.9139	11.2103	2.5344	11.8348	8.8384	6.3209	9.7802	8.3759	5.1254	7.2597	6.9499	85.1438		90.7711	
	S	87.078	95.002	119.985	87.684	108.617	63.318	106.105	77.576	106.422	124.254	103.010	97.247		87.207	
2	T	6.2505	10.8086	2.4371	11.5694	8.6675	6.1651	9.6666			7.8358	7.1653	85.5537			84.5908
	S	96.320	98.533	124.776	89.696	110.759	64.918	107.352			115.118	99.913	96.781			90.355
3	T					9.0067	6.5337	11.1190	8.7011	5.1297	7.5756	6.9452	191.7418	105.9856	86.9102	
	S					106.587	61.256	93.329	74.677	106.333	119.072	103.080	43.183	8.247	91.081	
4	T	6.2442	11.0060	2.5628	11.5014	8.6392	6.1540	10.2673	8.5289	5.1408	7.1987	6.6535	83.8968			
	S	96.417	96.765	118.656	90.226	111.121	65.035	101.071	76.185	106.103	125.307	107.599	98.693			
5	T	6.1770	10.6622	2.4157	11.3754	8.6127	6.0180	9.6351	8.1500	5.0939	7.2016	6.6822	82.0238			
	S	97.466	99.886	125.881	91.226	111.463	66.505	107.703	79.727	107.080	125.256	107.137	100.946			
6	T	6.6864	10.8108	2.4336	11.2430	8.6418	6.0158	13.9909	10.3438	6.8658	10.5326	9.4506	97.0151			101.7688
	S	90.040	98.513	124.955	92.300	111.088	66.529	74.172	62.818	79.445	85.643	75.753	85.348			75.103
7	T					9.0336	6.4091	10.7838	8.9102	5.3836	7.8504	6.9183	252.5257	160.8818	86.2117	
	S					106.270	62.447	96.230	72.925	101.318	114.904	103.480	32.789	5.433	91.819	
8	T	6.1363	10.6824	2.4172	11.2340	8.5730	6.0874	10.1918	8.2370	5.1033	7.1928	6.9441	82.7993			
	S	98.112	99.697	125.803	92.374	111.979	65.747	101.820	78.885	106.883	125.410	103.096	100.001			
9	T	6.1598	10.7129	2.4139	11.5617	8.6174	6.0089	9.5787	8.2112	5.0820	7.1840	6.5995	82.1300			
	S	97.738	99.413	125.975	89.756	111.403	66.606	108.337	79.132	107.331	125.563	108.479	100.816			
10	T	6.0457	11.0400	2.4267	11.3080	8.5720	5.9898	9.5771	8.1375	5.0937	7.2050	6.5793	81.9748			83.0189
	S	99.582	96.467	125.310	91.769	111.993	66.818	108.355	79.849	107.084	125.197	108.812	101.007			92.066

Event: Cooper Tires USF2000 Grand Prix of Alabama  
 Track: Barber Motorsports Park  
 Report: Section Data Report  
 Session: Qualifications - Race 2

Round 1 / 2  
 2.3 mile(s)  
 USF2000 Championship  
 April 16, 2021



Section Data for Car 10 - Siegel, Nolan

Lap	T/S I7 to I8	I8 to SF	SF to I1	I1 to I2	I2 to I3A	I3A to I3	I3 to I4	I4 to I5A	I5A to I5	I5 to I6	I6 to I7	Lap	PI to PO	PO to SF	SF to PI	
1	T	6.1780	10.8752	2.4413	11.5364	8.6568	6.1982	9.6621	8.4074	5.1539	7.2519	6.7516	83.1128		87.2063	
	S	97.450	97.929	124.561	89.952	110.895	64.572	107.402	77.286	105.833	124.387	106.035	99.624		90.772	
2	T	6.0040	10.8505	2.4203	11.3260	8.5882	6.0777	9.6010	8.3226	5.1116	7.2056	6.4828	81.9903			
	S	100.274	98.152	125.642	91.623	111.781	65.852	108.085	78.073	106.709	125.187	110.432	100.988			
3	T	5.9211	10.8786	2.4081	11.2747	8.5702	6.0226	9.5727	8.3344	5.1005	7.1931	6.4683	81.7443			80.6006
	S	101.678	97.899	126.278	92.040	112.016	66.454	108.405	77.963	106.941	125.404	110.680	101.291			94.828
4	T					8.8873	6.3159	15.5654	11.0608	6.9864	8.5375	7.1037	200.3585	106.3031	95.4236	
	S					108.019	63.368	66.669	58.746	78.074	105.657	100.780	41.326	8.223	82.955	
5	T	6.1378	10.8864	2.4317	11.2991	8.5787	6.0370	9.5698	8.2916	5.1054	7.1858	6.6284	82.1517			
	S	98.088	97.828	125.053	91.842	111.905	66.296	108.438	78.365	106.839	125.532	108.006	100.789			
6	T	6.1205	10.6424	2.3993	11.1348	8.5570	6.2449	11.8004	10.1550	6.7526	12.1659	10.0315	96.0043			104.3106
	S	98.365	100.071	126.742	93.197	112.189	64.089	87.940	63.985	80.777	74.145	71.366	86.246			73.273
7	T					8.7433	7.0770	9.8945	9.9845	5.2726	8.0552	6.9349	254.7544	160.6208	85.7125	
	S					109.798	56.553	104.879	65.078	103.451	111.983	103.233	32.502	5.442	92.354	
8	T	5.9120	10.7361	2.4001	11.0345	8.5631	6.0327	9.4999	8.1906	5.0776	7.1338	6.3990	80.9794			
	S	101.834	99.198	126.699	94.044	112.109	66.343	109.236	79.332	107.424	126.447	111.878	102.248			
9	T	5.9381	10.8499	2.3954	11.3525	8.6455	5.9925	9.9165	8.6440	5.1040	7.2027	6.6573	82.6984			
	S	101.387	98.158	126.948	91.410	111.040	66.788	104.647	75.170	106.868	125.237	107.537	100.123			
10	T	5.9707	10.7450	2.3917	11.1803	8.5279	6.0257	9.4689	8.1859	5.0859	7.1264	6.4388	81.1472			83.6855
	S	100.833	99.116	127.144	92.817	112.572	66.420	109.593	79.377	107.248	126.578	111.187	102.037			91.332

Event: Cooper Tires USF2000 Grand Prix of Alabama

Round 1 / 2

Track: Barber Motorsports Park

2.3 mile(s)



Report: Section Data Report

USF2000 Championship

Session: Qualifications - Race 2

April 16, 2021

Section Data for Car 11 - Campbell, Prescott

Lap	T/S	I7 to I8	I8 to SF	SF to I1	I1 to I2	I2 to I3A	I3A to I3	I3 to I4	I4 to I5A	I5A to I5	I5 to I6	I6 to I7	Lap	PI to PO	PO to SF	SF to PI
1	T	6.5272	10.9105	2.4562	11.6386	8.6836	6.4152	9.6784	8.3549	5.1454	7.2471	6.6687	83.7258		90.4636	
	S	92.236	97.612	123.805	89.163	110.553	62.387	107.221	77.771	106.008	124.470	107.354	98.894		87.504	
2	T	6.1534	10.7346	2.4181	11.4059	8.6242	6.1465	9.6102	8.3049	5.1141	7.1968	6.5865	82.2952			
	S	97.839	99.212	125.756	90.982	111.315	65.115	107.982	78.240	106.657	125.340	108.693	100.613			
3	T	6.1141	10.7308	2.4143	11.2854	8.5863	6.0493	9.6140	8.2041	5.0999	7.1977	6.4621	81.7580			80.4157
	S	98.468	99.247	125.954	91.953	111.806	66.161	107.939	79.201	106.954	125.324	110.786	101.274			95.046
4	T					9.9870	6.7858	11.0538	9.4079	5.9253	9.6336	7.2412	200.6541	109.6043	93.1157	
	S					96.125	58.980	93.880	69.067	92.055	93.635	98.866	41.265	7.975	85.012	
5	T	6.4220	11.1465	2.7560	12.7796	8.8644	6.2073	10.3831	8.6615	5.0878	7.1649	6.5437	86.0168			
	S	93.747	95.546	110.338	81.202	108.298	64.477	99.944	75.018	107.208	125.898	109.404	96.260			
6	T	6.7827	10.7441	2.4241	11.1516	9.1269	6.4753	12.3279	9.4732	6.2809	10.6228	9.6308	95.0403			99.7641
	S	88.762	99.124	125.445	93.056	105.184	61.808	84.177	68.591	86.843	84.916	74.335	87.121			76.613
7	T					8.7507	6.1214	11.0440	8.6335	5.7728	9.0087	7.0879	249.6527	156.8790	87.3510	
	S					109.706	65.382	93.963	75.262	94.487	100.130	101.004	33.166	5.572	90.622	
8	T	6.2321	10.5958	2.4116	11.1862	8.5456	5.9678	9.5375	8.1261	5.0680	7.2130	6.7457	81.6294			
	S	96.604	100.512	126.095	92.769	112.339	67.064	108.805	79.961	107.627	125.058	106.128	101.434			
9	T	6.0333	10.6909	2.3974	11.1618	8.5064	5.9504	9.4933	8.1653	5.0781	7.1533	6.3808	81.0110			
	S	99.787	99.617	126.842	92.971	112.856	67.261	109.312	79.577	107.413	126.102	112.197	102.208			
10	T	6.0329	10.6989	2.3943	11.1752	8.5183	5.9357	9.5004	8.1693	5.0691	7.1377	6.3550	80.9868			83.5884
	S	99.794	99.543	127.006	92.860	112.699	67.427	109.230	79.538	107.604	126.378	112.653	102.239			91.438

Event: Cooper Tires USF2000 Grand Prix of Alabama

Round 1 / 2

Track: Barber Motorsports Park

2.3 mile(s)

Report: Section Data Report

USF2000 Championship

Session: Qualifications - Race 2

April 16, 2021



Section Data for Car 12 - Porto, Kiko

Lap	T/S	I7 to I8	I8 to SF	SF to I1	I1 to I2	I2 to I3A	I3A to I3	I3 to I4	I4 to I5A	I5A to I5	I5 to I6	I6 to I7	Lap	PI to PO	PO to SF	SF to PI
1	T	6.7500	11.3282	2.5287	11.7834	8.7512	6.1931	9.6574	8.3799	5.0807	7.4567	6.9726	84.8819		89.8579	
	S	89.192	94.013	120.256	88.067	109.699	64.625	107.454	77.539	107.358	120.971	102.675	97.547		88.094	
2	T	6.2202	10.8146	2.4025	11.4397	8.6276	6.1186	9.5768	8.3063	5.0812	7.1411	6.7177	82.4463			
	S	96.789	98.478	126.573	90.713	111.271	65.412	108.358	78.226	107.348	126.317	106.571	100.429			
3	T	6.3594	11.4541	2.4445	11.3932	8.6034	6.0680	9.5503	8.1392	5.2759	7.8575	6.6139	83.7594			
	S	94.670	92.980	124.398	91.083	111.584	65.957	108.659	79.833	103.386	114.801	108.243	98.855			
4	T	6.1320	10.6558	2.4071	11.2917	8.6103	6.0419	9.5616	8.1558	5.0804	7.1871	6.4471	81.5708			80.5849
	S	98.181	99.946	126.331	91.902	111.494	66.242	108.531	79.670	107.364	125.509	111.044	101.507			94.846
5	T					9.6584	6.5121	10.2836	8.4908	5.1965	7.6889	6.7568	186.1781	100.0096	87.6738	
	S					99.395	61.459	100.911	76.527	104.966	117.318	105.954	44.474	8.740	90.288	
6	T	6.4511	10.8561	2.4606	11.4402	8.7609	6.1039	9.7772	10.1600	6.8540	10.7671	9.7935	93.4246			99.2861
	S	93.324	98.102	123.584	90.709	109.578	65.569	106.137	63.954	79.582	83.778	73.100	88.628			76.981
7	T					8.7221	6.3835	10.5660	9.9698	5.5009	7.9336	7.3131	265.1131	171.9926	86.6540	
	S					110.065	62.697	98.214	65.174	99.157	113.699	97.894	31.232	5.082	91.351	
8	T	6.0560	10.6462	2.3983	11.1957	8.5751	5.9864	9.5298	8.1371	5.1104	7.1497	6.4699	81.2546			
	S	99.413	100.036	126.794	92.690	111.952	66.856	108.893	79.853	106.734	126.165	110.652	101.902			
9	T	6.0176	10.6817	2.3973	11.1927	8.5411	5.9473	9.4859	8.0736	5.0737	7.1242	6.4537	80.9888			
	S	100.047	99.703	126.847	92.715	112.398	67.296	109.397	80.481	107.506	126.617	110.930	102.236			
10	T	5.9690	10.8224	2.3852	11.1748	8.5242	5.9717	9.4790	8.1929	5.0572	7.0861	6.4503	81.1128			84.3290
	S	100.862	98.407	127.491	92.863	112.621	67.021	109.476	79.309	107.857	127.298	110.988	102.080			90.635

Event: Cooper Tires USF2000 Grand Prix of Alabama  
Track: Barber Motorsports Park  
Report: Section Data Report  
Session: Qualifications - Race 2

Round 1 / 2  
2.3 mile(s)  
USF2000 Championship  
April 16, 2021



Section Data for Car 16 - Vaccaro, Kent (R)

Lap	T/S	I7 to I8	I8 to SF	SF to I1	I1 to I2	I2 to I3A	I3A to I3	I3 to I4	I4 to I5A	I5A to I5	I5 to I6	I6 to I7	Lap	PI to PO	PO to SF	SF to PI
1	T	6.5724	11.3338	2.5676	12.0765	9.0470	6.3849	9.9399	8.5273	5.1935	7.6823	7.1997	86.5249		94.9198	
	S	91.602	93.967	118.434	85.929	106.113	62.683	104.400	76.199	105.026	117.419	99.436	95.695		83.396	
2	T	6.2228	10.9835	2.4634	11.6418	8.7524	6.2773	9.8104	8.2998	5.1690	7.2676	6.6344	83.5224			
	S	96.748	96.964	123.444	89.138	109.684	63.758	105.778	78.288	105.524	124.119	107.909	99.135			
3	T	6.2782	10.9700	2.4452	11.5067	8.7587	6.2398	9.7823	8.3440	5.1623	7.2573	6.4942	83.2387			
	S	95.895	97.083	124.362	90.185	109.605	64.141	106.082	77.873	105.661	124.295	110.238	99.473			
4	T	6.3545	10.9371	2.4578	11.5390	8.7799	6.3578	9.8695	8.3310	5.1692	7.2547	6.5449	83.5954			85.1333
	S	94.743	97.375	123.725	89.932	109.341	62.951	105.145	77.995	105.520	124.339	109.384	99.049			89.779
5	T					9.3059	6.7212	10.2503	8.9488	5.2962	7.5202	6.9535	205.9472	117.1367	88.3711	
	S					103.160	59.547	101.239	72.610	102.990	119.950	102.957	40.204	7.462	89.576	
6	T	6.7139	11.6762	3.5279	13.9721	11.8271	7.0106	12.4146	9.1666	5.9529	9.4705	7.9834	99.7158			102.7178
	S	89.671	91.211	86.196	74.271	81.170	57.089	83.589	70.885	91.628	95.248	89.675	83.036			74.410
7	T					9.0489	6.3814	9.9707	8.7016	5.3884	8.2381	6.8079	222.9031	132.1087	86.6966	
	S					106.090	62.718	104.078	74.673	101.228	109.497	105.159	37.146	6.616	91.306	
8	T	6.2823	11.0120	2.4482	11.2762	8.6627	6.1414	9.7523	8.2656	5.1684	7.2302	6.5400	82.7793			
	S	95.832	96.713	124.210	92.028	110.820	65.169	106.408	78.612	105.536	124.761	109.466	100.025			
9	T	6.3495	10.8706	2.4481	11.2624	8.6611	6.2398	9.7376	8.3457	5.1679	7.2299	6.4104	82.7230			
	S	94.818	97.971	124.215	92.141	110.840	64.141	106.569	77.857	105.547	124.766	111.679	100.093			
10	T	6.3610	10.7789	2.4397	11.3118	8.7005	6.2531	9.7596	8.1978	5.1693	7.2397	6.4663	82.6777			84.7414
	S	94.646	98.804	124.643	91.738	110.338	64.005	106.329	79.262	105.518	124.597	110.714	100.148			90.194

Event: Cooper Tires USF2000 Grand Prix of Alabama

Round 1 / 2

Track: Barber Motorsports Park

2.3 mile(s)

Report: Section Data Report

USF2000 Championship

Session: Qualifications - Race 2

April 16, 2021



Section Data for Car 19 - Castro, Andre (R)

Lap	T/S I7 to I8	I8 to SF	SF to I1	I1 to I2	I2 to I3A	I3A to I3	I3 to I4	I4 to I5A	I5A to I5	I5 to I6	I6 to I7	Lap	PI to PO	PO to SF	SF to PI	
1	T	6.5013	11.2147	2.4951	11.9987	8.7310	6.3545	9.8580	9.4218	7.5027	8.5341	7.4270	90.0389		95.1433	
	S	92.604	94.965	121.875	86.487	109.953	62.983	105.268	68.965	72.701	105.699	96.393	91.960		83.200	
2	T	6.4080	11.0309	2.4446	11.5911	8.6313	6.1881	9.6657	8.1657	5.1126	7.2063	6.7844	83.2287			
	S	93.952	96.547	124.393	89.528	111.223	64.677	107.362	79.573	106.688	125.175	105.523	99.485			
3	T	6.2314	10.8988	2.4272	11.6176	8.6983	6.1161	9.6521	8.2508	5.1030	7.1967	6.7958	82.9878			
	S	96.615	97.717	125.285	89.324	110.366	65.438	107.513	78.753	106.889	125.342	105.346	99.774			
4	T	6.2953	10.8093	2.4340	11.6071	8.6776	6.0677	9.6787	8.2279	5.0984	7.1877	6.7399	82.8236			83.8296
	S	95.634	98.526	124.935	89.405	110.630	65.960	107.218	78.972	106.985	125.498	106.220	99.972			91.175
5	T					9.6938	6.8928	10.0404	8.6907	5.3424	9.1487	7.2479	529.2095	438.4746	89.8109	
	S					99.032	58.065	103.355	74.766	102.099	98.598	98.775	15.646	1.993	88.140	
6	T	6.2632	10.9234	2.4619	11.6213	10.0025	6.5726	10.4200	8.6189	5.1384	7.1981	6.7469	85.9672			
	S	96.124	97.497	123.519	89.295	95.976	60.893	99.590	75.389	106.153	125.317	106.109	96.316			
7	T	6.0717	10.8365	2.4296	11.3378	8.6056	6.0033	9.6475	8.0449	5.0722	7.1434	6.6101	81.8026			
	S	99.156	98.279	125.161	91.528	111.555	66.668	107.564	80.768	107.538	126.277	108.305	101.219			
8	T	6.0527	10.7498	2.4121	11.3636	8.6001	6.0701	9.5663	8.0734	5.0982	7.1595	6.5281	81.6739			87.6634
	S	99.467	99.072	126.069	91.320	111.627	65.934	108.477	80.483	106.990	125.993	109.666	101.379			87.188

Event: Cooper Tires USF2000 Grand Prix of Alabama

Round 1 / 2

Track: Barber Motorsports Park

2.3 mile(s)

Report: Section Data Report

USF2000 Championship



Session: Qualifications - Race 2

April 16, 2021

Section Data for Car 2 - Nepveu, Thomas (R)

Lap	T/S I7 to I8	I8 to SF	SF to I1	I1 to I2	I2 to I3A	I3A to I3	I3 to I4	I4 to I5A	I5A to I5	I5 to I6	I6 to I7	Lap	PI to PO	PO to SF	SF to PI	
1	T	6.4475	10.8981	2.4459	11.6624	8.6343	6.1613	9.7365	8.2528	5.1060	7.1341	6.7207	83.1996		88.4671	
	S	93.377	97.723	124.327	88.981	111.184	64.958	106.581	78.734	106.826	126.441	106.523	99.520		89.479	
2	T	6.2902	10.6412	2.3991	11.2695	8.5634	6.0300	9.5931	8.1255	5.0767	7.1111	6.6555	81.7553			
	S	95.712	100.083	126.752	92.083	112.105	66.373	108.174	79.967	107.443	126.850	107.567	101.278			
3	T	6.2273	10.7219	2.4094	11.4542	8.5869	6.0449	9.6156	8.1302	5.6466	10.0844	10.7187	89.6401			95.7900
	S	96.678	99.329	126.210	90.598	111.798	66.209	107.921	79.921	96.599	89.450	66.791	92.369			79.791
4	T					8.8166	6.2771	9.8140	8.3030	5.0580	7.1048	6.7336	271.0342	182.4739	82.4515	
	S					108.886	63.760	105.739	78.258	107.840	126.963	106.319	30.550	4.790	96.007	
5	T	6.2887	10.7016	2.3852	11.3218	8.6040	6.0836	9.5431	8.1056	5.0469	7.0552	6.5672	81.7029			
	S	95.734	99.518	127.491	91.657	111.576	65.788	108.741	80.163	108.077	127.855	109.013	101.343			
6	T	6.2025	10.6751	2.3841	11.3976	8.5862	6.0600	9.5606	8.2118	5.0997	7.1610	6.6649	82.0035			
	S	97.065	99.765	127.550	91.048	111.807	66.044	108.542	79.127	106.958	125.966	107.415	100.971			
7	T	6.2729	10.6806	2.3870	11.2913	8.5391	6.0096	9.5641	8.0420	5.0544	7.0808	6.5883	81.5101			
	S	95.976	99.713	127.395	91.905	112.424	66.598	108.502	80.797	107.917	127.393	108.664	101.583			
8	T	6.2863	10.6951	2.3870	11.3551	8.5809	6.0158	9.5754	8.0314	5.0611	7.0770	6.5820	81.6471			83.8660
	S	95.771	99.578	127.395	91.389	111.876	66.529	108.374	80.904	107.774	127.462	108.768	101.412			91.136

Event: Cooper Tires USF2000 Grand Prix of Alabama

Round 1 / 2

Track: Barber Motorsports Park

2.3 mile(s)

Report: Section Data Report

USF2000 Championship



Session: Qualifications - Race 2

April 16, 2021

Section Data for Car 20 - Sikes, Simon

Lap	T/S I7 to I8	I8 to SF	SF to I1	I1 to I2	I2 to I3A	I3A to I3	I3 to I4	I4 to I5A	I5A to I5	I5 to I6	I6 to I7	Lap	PI to PO	PO to SF	SF to PI	
1	T	6.4589	11.0556	2.4535	11.7338	8.6993	6.2068	9.7628	8.5159	5.5081	8.1919	7.0589	85.6455	219.0429	96.9498	
	S	93.212	96.331	123.942	88.439	110.354	64.482	106.294	76.301	99.028	110.114	101.419	96.678	3.991	81.650	
2	T	6.4195	10.7721	2.4395	11.5256	8.6476	6.1165	9.6945	8.2344	5.1304	7.2584	6.7143	82.9528			
	S	93.784	98.867	124.653	90.037	111.013	65.434	107.043	78.910	106.318	124.276	106.625	99.816			
3	T	6.4508	10.8579	2.4323	12.0257	8.6657	6.1656	9.7296	8.3194	5.1570	7.2648	6.9147	83.9835			
	S	93.329	98.085	125.022	86.292	110.782	64.913	106.657	78.103	105.770	124.167	103.534	98.591			
4	T	6.3299	12.2068	2.7895	12.5253	8.7401	6.2469	9.7521	8.4653	5.1384	7.2569	7.0429	86.4941			85.3808
	S	95.111	87.246	109.013	82.850	109.839	64.068	106.411	76.757	106.153	124.302	101.650	95.729			89.519
5	T					8.9535	6.4118	9.7937	8.3626	5.1908	7.2633	6.7943	552.0712	467.1326	84.5530	
	S					107.221	62.420	105.959	77.700	105.081	124.192	105.369	14.998	1.871	93.621	
6	T	6.2761	10.7617	2.4322	11.4050	8.6058	6.0396	9.6981	8.1865	5.1064	7.1938	6.6570	82.3622			
	S	95.927	98.962	125.027	90.989	111.553	66.267	107.003	79.371	106.818	125.392	107.542	100.532			
7	T	6.1805	10.8589	2.4211	11.2997	8.5658	5.9654	9.6171	8.0688	5.1065	7.1877	6.7023	81.9738			
	S	97.410	98.076	125.600	91.837	112.074	67.091	107.904	80.529	106.816	125.498	106.815	101.008			
8	T	6.2174	10.7402	2.4179	11.2840	8.5858	5.9814	9.6411	8.0806	5.1013	7.1857	6.7021	81.9375			83.5608
	S	96.832	99.160	125.767	91.964	111.813	66.912	107.636	80.411	106.925	125.533	106.819	101.053			91.469



Event: Cooper Tires USF2000 Grand Prix of Alabama  
Track: Barber Motorsports Park  
Report: Section Data Report  
Session: Qualifications - Race 2

Round 1 / 2  
2.3 mile(s)  
USF2000 Championship  
April 16, 2021



Section Data for Car 22 - Sundaramoorthy, Yuven

Lap	T/S	I7 to I8	I8 to SF	SF to I1	I1 to I2	I2 to I3A	I3A to I3	I3 to I4	I4 to I5A	I5A to I5	I5 to I6	I6 to I7	Lap	PI to PO	PO to SF	SF to PI
1	T	6.4056	11.0224	2.4610	11.6460	8.7605	6.1203	9.6799	8.3111	5.1207	7.2031	6.5472	83.2778		85.8190	
	S	93.987	96.621	123.564	89.106	109.583	65.393	107.204	78.181	106.520	125.230	109.346	99.426		92.240	
2	T	6.0445	10.7365	2.4222	11.2772	8.6317	6.0456	9.6311	8.3660	5.1331	7.1850	6.4827	81.9556			
	S	99.602	99.194	125.543	92.020	111.218	66.201	107.748	77.668	106.262	125.546	110.434	101.030			
3	T	6.1224	10.6209	2.3977	11.3864	8.6262	6.0070	9.5639	8.2735	5.1421	7.1790	6.4995	81.8186			
	S	98.335	100.274	126.826	91.137	111.289	66.627	108.505	78.537	106.076	125.651	110.148	101.199			
4	T	6.1238	10.7229	2.6147	11.7347	8.7202	6.0760	9.6245	8.5184	5.0873	7.1606	6.4572	82.8403			
	S	98.312	99.320	116.300	88.432	110.089	65.870	107.821	76.279	107.219	125.973	110.870	99.951			
5	T	6.0060	10.7817	2.4036	11.2098	8.6492	6.0168	9.6026	8.1890	5.1263	7.1856	6.5458	81.7164			
	S	100.241	98.778	126.515	92.573	110.993	66.518	108.067	79.347	106.403	125.535	109.369	101.326			
6	T	6.6360	10.9107	2.4181	11.2828	10.6772	6.5246	11.0663	9.7410	5.3898	8.9540	9.0273	92.6278			98.6558
	S	90.724	97.611	125.756	91.974	89.911	61.341	93.774	66.705	101.201	100.742	79.305	89.390			77.473
7	T					8.8821	6.2579	9.7267	8.3765	5.0825	7.2388	6.6936	236.5696	147.2136	82.7451	
	S					108.083	63.956	106.689	77.571	107.320	124.613	106.954	35.000	5.938	95.666	
8	T	6.2141	10.7497	2.3713	11.5893	8.6576	6.0910	9.6048	8.3805	5.2360	7.3873	6.5843	82.8659			
	S	96.884	99.073	128.238	89.542	110.885	65.708	108.043	77.534	104.174	122.108	108.730	99.920			
9	T	6.1034	10.6751	2.3765	11.4871	8.6495	6.0377	9.5309	8.2579	5.0871	7.0918	6.5738	81.8708			
	S	98.641	99.765	127.957	90.338	110.989	66.288	108.880	78.685	107.223	127.196	108.903	101.135			
10	T	6.2710	10.7700	2.3804	11.3688	9.4400	6.2004	10.6326	8.3522	5.2114	7.1903	6.4705	84.2876			86.3375
	S	96.005	98.886	127.748	91.279	101.695	64.549	97.599	77.797	104.666	125.453	110.642	98.235			88.527

Event: Cooper Tires USF2000 Grand Prix of Alabama

Round 1 / 2

Track: Barber Motorsports Park

2.3 mile(s)



Report: Section Data Report

USF2000 Championship

Session: Qualifications - Race 2

April 16, 2021

Section Data for Car 23 - Denmark, Jace (R)

Lap	T/S	I7 to I8	I8 to SF	SF to I1	I1 to I2	I2 to I3A	I3A to I3	I3 to I4	I4 to I5A	I5A to I5	I5 to I6	I6 to I7	Lap	PI to PO	PO to SF	SF to PI
1	T	6.5463	10.8465	2.4632	11.6010	8.7347	6.1899	9.7404	8.2124	5.1292	7.1910	6.6200	83.2746		88.1423	
	S	91.967	98.188	123.454	89.452	109.906	64.658	106.538	79.121	106.343	125.441	108.143	99.430		89.808	
2	T	6.2512	10.6803	2.4119	11.2982	8.6128	6.1315	9.7256	8.1166	5.1143	7.1850	6.5452	82.0726			
	S	96.309	99.716	126.079	91.849	111.462	65.274	106.701	80.055	106.653	125.546	109.379	100.886			
3	T	6.1708	10.6602	2.3978	11.3248	8.6537	6.0669	9.6601	8.1501	5.1244	7.1766	6.4692	81.8546			
	S	97.564	99.904	126.821	91.633	110.935	65.969	107.424	79.726	106.443	125.693	110.664	101.155			
4	T	6.0887	10.6693	2.4052	11.2406	8.5475	6.0328	9.6499	8.2030	5.1320	7.1647	6.5987	81.7324			
	S	98.879	99.819	126.431	92.320	112.314	66.342	107.538	79.212	106.285	125.901	108.492	101.306			
5	T	6.1927	10.7265	2.4142	11.3340	8.6031	6.0185	9.6484	8.2143	5.1153	7.1829	6.4529	81.9028			
	S	97.219	99.287	125.959	91.559	111.588	66.500	107.554	79.103	106.632	125.582	110.944	101.095			
6	T	7.2380	11.2159	2.4284	11.3235	10.1573	7.3737	11.6075	8.9846	5.5151	7.9261	7.8303	91.6004			97.1001
	S	83.178	94.954	125.223	91.644	94.513	54.278	89.401	72.321	98.902	113.807	91.428	90.393			78.714
7	T					8.8504	6.1769	10.9071	8.6027	5.1469	7.4457	7.1268	236.6126	144.8944	84.6958	
	S					108.470	64.794	95.142	75.531	105.977	121.150	100.453	34.994	6.033	93.463	
8	T	6.2397	10.6915	2.3983	11.2881	8.5948	6.0287	9.5601	8.1405	5.1051	7.1266	6.4558	81.6292			
	S	96.486	99.612	126.794	91.931	111.695	66.387	108.548	79.820	106.845	126.574	110.894	101.434			
9	T	6.1026	10.7501	2.3903	11.2473	8.5307	6.0096	9.5557	8.1005	5.1160	7.1363	6.4092	81.3483			
	S	98.654	99.069	127.219	92.265	112.535	66.598	108.598	80.214	106.617	126.402	111.700	101.785			
10	T	6.2955	10.8494	2.3865	11.2702	8.6000	5.9926	9.5371	8.1033	5.0980	7.1303	6.3893	81.6522			83.5136
	S	95.631	98.162	127.421	92.077	111.628	66.787	108.810	80.186	106.994	126.509	112.048	101.406			91.520

Event: Cooper Tires USF2000 Grand Prix of Alabama

Round 1 / 2

Track: Barber Motorsports Park

2.3 mile(s)

Report: Section Data Report

USF2000 Championship

Session: Qualifications - Race 2

April 16, 2021



Section Data for Car 24 - Pierson, Josh

Lap	T/S	I7 to I8	I8 to SF	SF to I1	I1 to I2	I2 to I3A	I3A to I3	I3 to I4	I4 to I5A	I5A to I5	I5 to I6	I6 to I7	Lap	PI to PO	PO to SF	SF to PI
1	T	6.2371	10.7500	2.4317	11.4594	8.6737	6.1043	9.6134	8.0639	5.1077	7.1531	6.5539	82.1482		85.5140	
	S	96.527	99.070	125.053	90.557	110.679	65.565	107.946	80.578	106.791	126.106	109.234	100.793		92.569	
2	T	6.0620	10.6932	2.3999	11.2514	8.6623	6.0270	9.5740	8.0526	5.0816	7.4440	7.0315	82.2795			
	S	99.315	99.596	126.710	92.231	110.825	66.406	108.390	80.691	107.339	121.178	101.815	100.633			
3	T	6.2079	11.0524	2.7517	11.4897	8.6660	5.9899	9.6146	8.0583	5.1130	7.1605	6.4991	82.6031			
	S	96.981	96.359	110.510	90.318	110.778	66.817	107.932	80.634	106.680	125.975	110.155	100.238			
4	T	6.1401	10.5647	2.4018	11.3082	8.6199	5.9938	9.5676	8.1297	5.0942	7.1284	6.5671	81.5155			
	S	98.051	100.807	126.610	91.768	111.370	66.774	108.463	79.926	107.074	126.542	109.014	101.576			
5	T	6.1634	10.7288	2.3909	11.2395	8.6167	6.0078	9.5636	8.0494	5.0575	7.1128	6.6203	81.5507			
	S	97.681	99.266	127.187	92.329	111.412	66.618	108.508	80.723	107.851	126.820	108.138	101.532			
6	T	6.7879	10.8237	2.4362	11.5807	11.0149	6.5101	10.7660	9.8287	5.3792	9.2515	9.0261	93.4050			99.4227
	S	88.694	98.395	124.822	89.608	87.155	61.478	96.389	66.110	101.401	97.503	79.315	88.646			76.876
7	T					8.7947	6.1110	9.6677	8.4902	5.5384	7.3926	6.6157	236.6637	147.0531	82.7574	
	S					109.157	65.493	107.340	76.532	98.486	122.020	108.214	34.986	5.944	95.652	
8	T	6.0660	10.7101	2.3901	11.1891	8.6437	6.2628	10.2848	8.2565	5.0984	7.1739	6.5847	82.6601			
	S	99.249	99.439	127.229	92.744	111.064	63.905	100.899	78.698	106.985	125.740	108.723	100.169			
9	T	6.0926	10.5878	2.3898	11.2442	8.5889	5.9900	9.5374	8.1080	5.0573	7.0546	6.5862	81.2368			
	S	98.816	100.587	127.245	92.290	111.772	66.816	108.806	80.140	107.855	127.866	108.698	101.924			
10	T	6.2819	10.7186	2.4043	11.4367	8.7591	6.0477	9.5969	8.1162	5.0936	7.3958	6.6555	82.5063			84.5241
	S	95.838	99.360	126.478	90.737	109.600	66.178	108.132	80.059	107.086	121.967	107.567	100.356			90.426

Event: Cooper Tires USF2000 Grand Prix of Alabama

Round 1 / 2

Track: Barber Motorsports Park

2.3 mile(s)



Report: Section Data Report

USF2000 Championship

Session: Qualifications - Race 2

April 16, 2021

Section Data for Car 29 - Evans, Erik (R)

Lap	T/S	I7 to I8	I8 to SF	SF to I1	I1 to I2	I2 to I3A	I3A to I3	I3 to I4	I4 to I5A	I5A to I5	I5 to I6	I6 to I7	Lap	PI to PO	PO to SF	SF to PI
1	T	6.6510	11.2537	2.5760	12.4526	8.9406	6.5274	9.8324	8.6585	5.2617	7.3567	6.7376	86.2482		97.5821	
	S	90.520	94.636	118.048	83.334	107.375	61.315	105.542	75.044	103.665	122.616	106.256	96.002		81.121	
2	T	6.2881	10.9459	2.4443	11.9947	8.7269	6.0865	9.7459	8.3211	5.2334	7.2754	6.7767	83.8389			
	S	95.744	97.297	124.408	86.515	110.005	65.757	106.478	78.087	104.226	123.986	105.643	98.761			
3	T	6.2391	11.0711	2.4481	11.6499	8.7055	6.1185	9.7747	8.2490	5.1755	7.2359	6.5926	83.2599			
	S	96.496	96.196	124.215	89.076	110.275	65.413	106.165	78.770	105.392	124.663	108.593	99.448			
4	T	6.2017	10.8860	2.4169	11.6411	8.7101	6.1327	9.7365	8.3180	5.2010	7.2454	6.5414	83.0308			
	S	97.077	97.832	125.819	89.143	110.217	65.261	106.581	78.116	104.875	124.499	109.443	99.722			
5	T	6.1893	11.0716	2.4384	11.6273	8.6842	6.0774	9.7770	8.3286	5.1976	7.2483	6.6556	83.2953			
	S	97.272	96.192	124.709	89.249	110.546	65.855	106.140	78.017	104.944	124.449	107.565	99.405			
6	T	6.2691	10.8908	2.4208	11.5095	8.6728	6.0882	9.7300			8.0542	6.8163	87.6496			
	S	96.034	97.789	125.616	90.163	110.691	65.738	106.652			111.997	105.029	94.467			
7	T	6.2518	10.9106	2.4228	11.6089	8.7691	6.2368	12.4764	9.8434	6.7879	10.0029	9.6445	94.9551			100.9853
	S	96.300	97.611	125.512	89.391	109.475	64.172	83.175	68.011	80.357	90.178	74.230	87.199			75.686
8	T					9.0255	6.3571	9.9050	8.4644	5.2318	7.3667	6.9533	259.2912	167.7431	85.6327	
	S					106.365	62.958	104.768	76.765	104.258	122.449	102.960	31.933	5.211	92.440	
9	T	6.3820	10.8952	2.4317	11.5482	8.7176	6.2548	9.8827	8.2255	5.1677	7.1922	6.5563	83.2539			
	S	94.335	97.749	125.053	89.861	110.122	63.987	105.004	78.995	105.551	125.420	109.194	99.455			
10	T	6.1473	10.7804	2.4307	11.4126	8.6381	6.0719	9.6828	8.2213	5.1327	7.1395	6.5696	82.2269			
	S	97.937	98.790	125.104	90.928	111.136	65.915	107.172	79.035	106.270	126.346	108.973	100.697			
11	T	6.2670	10.8315	2.3998	11.4617	8.6410	5.9953	9.5896	8.2044	5.1589	7.1688	6.5471	82.2651			87.5662
	S	96.066	98.324	126.715	90.539	111.098	66.757	108.214	79.198	105.731	125.829	109.348	100.650			87.285

Event: Cooper Tires USF2000 Grand Prix of Alabama

Round 1 / 2

Track: Barber Motorsports Park

2.3 mile(s)



Report: Section Data Report

USF2000 Championship

Session: Qualifications - Race 2

April 16, 2021

Section Data for Car 3 - Stamer, Evan (R)

Lap	T/S I7 to I8	I8 to SF	SF to I1	I1 to I2	I2 to I3A	I3A to I3	I3 to I4	I4 to I5A	I5A to I5	I5 to I6	I6 to I7	Lap	PI to PO	PO to SF	SF to PI	
1	T	6.5981	10.9521	2.4748	11.8471	8.8606	6.5459	9.7569	8.5848	5.1814	7.3448	6.8645	85.0110		90.4964	
	S	91.245	97.242	122.875	87.593	108.345	61.142	106.358	75.689	105.272	122.814	104.292	97.399		87.472	
2	T	6.3246	10.7494	2.4215	11.5364	8.6724	6.0448	9.6699	8.2659	5.1148	7.1923	6.7196	82.7116			
	S	95.191	99.075	125.580	89.952	110.696	66.210	107.315	78.609	106.642	125.418	106.540	100.107			
3	T	6.2735	10.7503	2.4171	11.3938	8.7460	6.1026	9.6552	8.2667	5.6438	8.6842	8.9021	86.8353			93.3899
	S	95.966	99.067	125.808	91.078	109.764	65.583	107.479	78.601	96.647	103.872	80.420	95.353			81.842
4	T					8.8372	6.2417	9.7189	8.3258	5.0791	7.1607	6.8026	268.9819	179.6027	82.8218	
	S					108.632	64.122	106.774	78.043	107.392	125.972	105.241	30.783	4.867	95.578	
5	T	6.3206	10.7004	2.3950	11.5599	8.6854	6.1065	9.6771	8.2886	5.1083	7.1544	6.6514	82.6476			
	S	95.251	99.529	126.969	89.770	110.530	65.541	107.235	78.394	106.778	126.083	107.633	100.184			
6	T	6.2225	10.7840	2.4136	11.4494	8.6265	6.0522	9.6150	8.1930	5.0922	7.1453	6.6494	82.2431			
	S	96.753	98.757	125.991	90.636	111.285	66.129	107.928	79.308	107.116	126.243	107.665	100.677			
7	T	6.2813	10.7123	2.4070	11.3388	8.5993	5.9980	9.6034	8.2174	5.1065	7.1673	6.6494	82.0807			84.0322
	S	95.847	99.418	126.336	91.520	111.637	66.727	108.058	79.073	106.816	125.856	107.665	100.876			90.955

Event: Cooper Tires USF2000 Grand Prix of Alabama  
Track: Barber Motorsports Park  
Report: Section Data Report  
Session: Qualifications - Race 2

Round 1 / 2  
2.3 mile(s)  
USF2000 Championship  
April 16, 2021



Section Data for Car 33 - Green, Josh

Lap	T/S	I7 to I8	I8 to SF	SF to I1	I1 to I2	I2 to I3A	I3A to I3	I3 to I4	I4 to I5A	I5A to I5	I5 to I6	I6 to I7	Lap	PI to PO	PO to SF	SF to PI
1	T	6.2880	10.9043	2.4494	11.4856	8.6593	6.1905	9.7491	8.4298	5.1520	7.2653	6.7394	83.3127		105.3269	
	S	95.745	97.668	124.149	90.350	110.863	64.652	106.443	77.080	105.872	124.158	106.227	99.385		75.156	
2	T	6.2647	10.7439	2.4141	11.2914	8.6438	6.1080	9.6345	8.2640	5.1138	7.1930	6.6662	82.3374			
	S	96.101	99.126	125.965	91.904	111.062	65.525	107.710	78.627	106.663	125.406	107.394	100.562			
3	T	6.2642	10.9828	2.4172	11.4307	8.6088	6.0702	9.7515	10.8635	5.3368	7.3128	6.7064	85.7449			
	S	96.109	96.970	125.803	90.784	111.514	65.933	106.417	59.812	102.206	123.352	106.750	96.566			
4	T	6.2907	10.7519	2.4158	11.3602	8.6258	6.0920	9.6640	8.3047	5.1091	7.1945	6.6269	82.4356			81.2079
	S	95.704	99.052	125.876	91.348	111.294	65.697	107.381	78.242	106.761	125.380	108.031	100.442			94.119
5	T					9.0842	6.2761	9.9879	8.4728	5.2656	7.4747	7.5561	214.0769	129.3044		
	S					105.678	63.770	103.898	76.689	103.588	120.680	94.748	38.678	6.760		
6	T					8.9117	6.2035	10.1763	8.8498	5.1117	7.1766	6.6778	319.9873	228.6065	88.1415	
	S					107.724	64.516	101.975	73.422	106.707	125.693	107.207	25.876	3.824	89.809	
7	T	6.1717	10.6285	2.4035	11.1861	8.5763	5.9817	9.5689	8.1649	5.0893	7.1689	6.5192	81.4590			
	S	97.549	100.202	126.520	92.769	111.936	66.909	108.448	79.581	107.177	125.828	109.815	101.646			
8	T	6.1603	10.6605	2.4085	11.1558	8.5566	6.0165	9.5469	8.1847	5.1008	7.1695	6.4819	81.4420			
	S	97.730	99.902	126.257	93.021	112.194	66.522	108.698	79.389	106.935	125.817	110.447	101.667			
9	T	6.1762	10.6477	2.4005	11.1767	8.5689	5.9977	9.5379	8.1363	5.0964	7.1533	6.4089	81.3005			84.6860
	S	97.478	100.022	126.678	92.847	112.033	66.730	108.800	79.861	107.027	126.102	111.705	101.844			90.253

Event: Cooper Tires USF2000 Grand Prix of Alabama  
Track: Barber Motorsports Park  
Report: Section Data Report  
Session: Qualifications - Race 2

Round 1 / 2  
2.3 mile(s)  
USF2000 Championship  
April 16, 2021



Section Data for Car 34 - Christie, Dylan (R)

Lap	T/S	I7 to I8	I8 to SF	SF to I1	I1 to I2	I2 to I3A	I3A to I3	I3 to I4	I4 to I5A	I5A to I5	I5 to I6	I6 to I7	Lap	PI to PO	PO to SF	SF to PI
1	T	6.5320	11.1318	2.5175	11.7472	8.6985	6.2949	9.7423	8.6109	5.1703	7.2719	6.8483	84.5656		105.0343	
	S	92.169	95.672	120.791	88.338	110.364	63.580	106.518	75.459	105.498	124.045	104.538	97.912		75.365	
2	T	6.4238	10.7940	2.4300	11.4402	8.6519	6.1032	9.6564	8.3901	5.1274	7.2051	6.6073	82.8294			
	S	93.721	98.666	125.140	90.709	110.958	65.577	107.465	77.445	106.380	125.195	108.351	99.965			
3	T	6.5176	11.1858	2.4443	11.3662	8.6310	6.1198	9.6424	8.3706	5.0951	7.2214	6.7555	83.3497			
	S	92.372	95.210	124.408	91.299	111.227	65.399	107.621	77.626	107.055	124.913	105.974	99.340			
4	T	6.4561	10.6991	2.4138	11.4679	8.6766	6.0928	9.6014	8.4306	5.1011	7.1738	6.6438	82.7570			83.3074
	S	93.252	99.541	125.980	90.490	110.642	65.689	108.081	77.073	106.929	125.742	107.756	100.052			91.747
5	T					9.1206	6.5556	10.0852	8.8898	5.2811	7.3817	6.9587	191.7769	103.8606	87.7944	
	S					105.256	61.051	102.896	73.092	103.284	122.200	102.880	43.175	8.416	90.164	
6	T	6.6724	10.9113	2.5277	11.8827	9.3889	6.5459	10.3837	9.6741	5.6236	8.9153	8.4721	90.9977			95.1070
	S	90.229	97.605	120.303	87.331	102.248	61.142	99.938	67.166	96.994	101.179	84.502	90.991			80.364
7	T					12.1518	6.3935	9.8401	8.5150	5.1064	7.1682	6.6267	247.1186	151.5119	90.8882	
	S					79.001	62.599	105.459	76.309	106.818	125.840	108.034	33.506	5.769	87.095	
8	T	6.2918	10.6827	2.4265	11.2460	8.5685	6.0426	9.5596	8.2869	5.0905	7.1396	6.5381	81.8728			
	S	95.687	99.694	125.321	92.275	112.038	66.234	108.553	78.410	107.151	126.344	109.498	101.132			
9	T	6.2596	10.5731	2.4017	11.0993	8.5513	5.9372	9.5185	8.2589	5.0833	7.1240	6.3942	81.2011			
	S	96.180	100.727	126.615	93.495	112.264	67.410	109.022	78.675	107.303	126.621	111.962	101.969			
10	T	6.2209	10.5966	2.3933	11.0446	8.5564	5.9511	9.5287	8.2161	5.0980	7.1180	6.4627	81.1864			85.8982
	S	96.778	100.504	127.059	93.958	112.197	67.253	108.905	79.085	106.994	126.727	110.776	101.988			88.980

**Event:** Cooper Tires USF2000 Grand Prix of Alabama**Round 1 / 2****Track:** Barber Motorsports Park**2.3 mile(s)****Report:** Section Data Report**USF2000 Championship****Session:** Qualifications - Race 2**April 16, 2021****Section Data for Car 4 - d'Orlando, Michael**

Lap	T/S	I7 to I8	I8 to SF	SF to I1	I1 to I2	I2 to I3A	I3A to I3	I3 to I4	I4 to I5A	I5A to I5	I5 to I6	I6 to I7	Lap	PI to PO	PO to SF	SF to PI
1	T	6.5230	10.8438	2.4669	11.7025	8.8278	6.2998	9.8041	8.3247	5.1498	7.2640	6.8221	84.0285		86.6413	
	S	92.296	98.213	123.268	88.676	108.747	63.530	105.846	78.054	105.918	124.180	104.940	98.538		91.364	
2	T	6.3636	10.8747	2.4307	11.5195	8.7603	6.1897	9.7259	8.3347	5.1607	7.2469	6.6104	83.2171			
	S	94.608	97.934	125.104	90.084	109.585	64.660	106.697	77.960	105.694	124.473	108.300	99.499			
3	T	6.2918	10.6603	2.4092	11.4202	8.7413	6.2067	9.6683	8.1903	5.1159	7.1962	6.7346	82.6348			
	S	95.687	99.903	126.221	90.868	109.823	64.483	107.333	79.334	106.619	125.350	106.303	100.200			
4	T	6.2931	10.6527	2.4046	11.3590	8.7079	6.1083	9.6738	8.1623	5.1174	7.1895	6.5420	82.2106			82.1485
	S	95.668	99.975	126.462	91.357	110.245	65.522	107.272	79.607	106.588	125.467	109.433	100.717			93.041
5	T					9.6359	6.8431	9.9575	8.6539	5.1759	7.2622	6.6637	205.2717	115.5279	90.0503	
	S					99.627	58.486	104.216	75.084	105.384	124.211	107.434	40.337	7.566	87.905	
6	T	6.4060	10.7842	2.4270	11.4089	8.6598	6.2698	11.5517	10.0294	6.8389	12.0485	10.1527	96.5769			103.7423
	S	93.981	98.756	125.295	90.958	110.857	63.834	89.833	64.787	79.758	74.868	70.514	85.735			73.675
7	T					8.8073	6.1212	9.6722	8.1864	5.1063	7.2412	6.6090	242.7240	153.3710	81.7473	
	S					109.000	65.384	107.290	79.372	106.820	124.571	108.323	34.113	5.699	96.834	
8	T	6.1945	10.5554	2.4027	11.2546	8.6906	6.0946	9.6015	8.0787	5.0981	7.1465	6.4640	81.5812			
	S	97.190	100.896	126.562	92.205	110.464	65.669	108.080	80.430	106.992	126.222	110.753	101.494			
9	T	6.1368	10.6149	2.4011	11.1936	8.6375	6.0147	9.5803	8.0498	5.0864	7.1316	6.4276	81.2743			
	S	98.104	100.331	126.646	92.707	111.143	66.542	108.319	80.719	107.238	126.486	111.380	101.877			
10	T	6.1170	10.5809	2.4011	11.2567	8.6489	6.0221	9.5750	8.0843	5.0987	7.1496	6.5082	81.4425			
	S	98.422	100.653	126.646	92.188	110.997	66.460	108.379	80.375	106.979	126.167	110.001	101.667			
11	T	6.1961	10.5755	2.3983	11.2130	8.6143	5.9882	9.6081	8.0654	5.0938	7.1365	6.4659	81.3551			82.9147
	S	97.165	100.704	126.794	92.547	111.443	66.836	108.005	80.563	107.082	126.399	110.721	101.776			92.181



Event: Cooper Tires USF2000 Grand Prix of Alabama

Round 1 / 2

Track: Barber Motorsports Park

2.3 mile(s)

Report: Section Data Report

USF2000 Championship



Session: Qualifications - Race 2

April 16, 2021

Section Data for Car 44 - Brooks, Christian

Lap	T/S I7 to I8	I8 to SF	SF to I1	I1 to I2	I2 to I3A	I3A to I3	I3 to I4	I4 to I5A	I5A to I5	I5 to I6	I6 to I7	Lap	PI to PO	PO to SF	SF to PI	
1	T	6.7863	11.3187	2.4699	11.7085	8.6814	6.2007	9.6803	8.4137	5.1416	7.1918	6.7225	84.3154		90.7610	
	S	88.715	94.092	123.119	88.630	110.581	64.545	107.200	77.228	106.087	125.427	106.494	98.203		87.217	
2	T	6.2035	10.8882	2.4154	11.5437	8.7325	6.1938	9.6177	8.3008	5.1051	7.1491	6.8228	82.9726			
	S	97.049	97.812	125.897	89.896	109.934	64.617	107.898	78.278	106.845	126.176	104.929	99.792			
3	T	6.1888	11.0414	2.4148	11.3652	8.6307	6.0250	9.6349	8.2325	5.1136	7.1687	6.5284	82.3440			
	S	97.280	96.455	125.928	91.307	111.231	66.428	107.705	78.928	106.667	125.831	109.661	100.554			
4	T	6.1114	10.8259	2.4047	11.2681	8.6258	5.9783	9.6411	8.2145	5.1116	7.1681	6.5283	81.8778			81.0430
	S	98.512	98.375	126.457	92.094	111.294	66.947	107.636	79.101	106.709	125.842	109.662	101.126			94.310
5	T					8.9987	6.3974	9.7554	8.4427	5.1587	7.3745	6.7901	548.6575	464.3387	85.0856	
	S					106.682	62.561	106.375	76.963	105.735	122.320	105.434	15.091	1.882	93.035	
6	T	6.1199	10.7494	2.4132	11.3408	8.6172	6.0618	9.5916	8.1360	5.0787	7.0874	6.4993	81.6953			
	S	98.375	99.075	126.011	91.504	111.405	66.024	108.191	79.864	107.400	127.275	110.152	101.352			
7	T	6.0642	11.2679	2.5830	11.4444	8.7881	6.3503	10.0367	8.1451	5.0844	7.1263	6.5546	83.4450			
	S	99.279	94.516	117.728	90.676	109.239	63.025	103.393	79.775	107.280	126.580	109.222	99.227			
8	T	6.0478	10.7076	2.3943	11.2609	8.5711	5.9548	9.5370	8.1803	5.0957	7.1194	6.4441	81.3130			84.3632
	S	99.548	99.462	127.006	92.153	112.004	67.211	108.811	79.431	107.042	126.702	111.095	101.829			90.599

Event: Cooper Tires USF2000 Grand Prix of Alabama

Round 1 / 2

Track: Barber Motorsports Park

2.3 mile(s)

Report: Section Data Report

USF2000 Championship

Session: Qualifications - Race 2

April 16, 2021



Section Data for Car 5 - Kohlbecker, Spike (R)

Lap	T/S	I7 to I8	I8 to SF	SF to I1	I1 to I2	I2 to I3A	I3A to I3	I3 to I4	I4 to I5A	I5A to I5	I5 to I6	I6 to I7	Lap	PI to PO	PO to SF	SF to PI
1	T	6.3212	10.9225	2.4580	11.7706	8.7805	6.2318	9.8369	8.3854	5.1680	7.2633	6.7793	83.9175		87.6546	
	S	95.242	97.505	123.715	88.163	109.333	64.223	105.493	77.489	105.545	124.192	105.602	98.668		90.308	
2	T	6.2914	10.8087	2.4216	11.5416	8.6847	6.1121	9.6992	8.2127	5.1284	7.1909	6.6894	82.7807			
	S	95.693	98.532	125.574	89.912	110.539	65.481	106.991	79.118	106.360	125.443	107.021	100.023			
3	T	6.2543	10.8035	2.4116	11.5093	8.6337	6.0384	9.7041	8.2345	5.1206	7.1875	6.6111	82.5086			82.0717
	S	96.261	98.579	126.095	90.164	111.192	66.280	106.937	78.909	106.522	125.502	108.289	100.353			93.128
4	T					9.4116	6.7384	10.2076	9.5199	6.4147	8.0949	7.5641	219.6010	128.5190	92.5723	
	S					102.002	59.395	101.662	68.254	85.032	111.434	94.646	37.705	6.801	85.511	
5	T	6.6990	11.4122	3.2311	13.0032	8.9217	6.1823	9.9436	8.3430	5.2514	7.6052	6.8216	87.4143			
	S	89.871	93.321	94.114	79.806	107.603	64.738	104.361	77.882	103.868	118.609	104.947	94.721			
6	T	6.3362	10.6692	2.4127	12.9224	11.4370	6.7245	11.0338	9.3136	6.3764	9.4553	8.6427	95.3238			99.0493
	S	95.017	99.820	126.038	80.305	83.938	59.518	94.050	69.766	85.543	95.401	82.834	86.862			77.165
7	T					8.8100	6.0975	9.7702	8.2070	5.1114	7.2434	6.6508	223.0798	137.0625	82.1683	
	S					108.967	65.638	106.214	79.173	106.713	124.533	107.643	37.117	6.377	96.338	
8	T	6.1534	10.7285	2.4008	11.3193	8.6490	6.0140	9.6486	8.1581	5.0946	7.1226	6.5109	81.7998			
	S	97.839	99.268	126.662	91.678	110.995	66.549	107.552	79.648	107.065	126.646	109.955	101.223			
9	T	6.0940	10.6930	2.3993	11.2824	8.6691	5.9903	9.6117	8.1016	5.1031	7.1322	6.4322	81.5089			
	S	98.793	99.598	126.742	91.978	110.738	66.813	107.965	80.203	106.887	126.475	111.301	101.584			
10	T	6.1569	10.6290	2.3967	11.2220	8.6332	5.9735	9.6236	8.0868	5.1120	7.1449	6.4554	81.4340			
	S	97.784	100.198	126.879	92.473	111.199	67.000	107.832	80.350	106.701	126.250	110.901	101.677			
11	T	6.1622	10.6216	2.3925	11.3011	8.6226	5.9486	9.6597	8.0912	5.0957	7.1387	6.4577	81.4916			84.0204
	S	97.700	100.267	127.102	91.825	111.335	67.281	107.429	80.306	107.042	126.360	110.861	101.606			90.968

**Event:** Cooper Tires USF2000 Grand Prix of Alabama**Round 1 / 2****Track:** Barber Motorsports Park**2.3 mile(s)****Report:** Section Data Report**USF2000 Championship****Session:** Qualifications - Race 2**April 16, 2021****Section Data for Car 6 - Garg, Bijoy**

Lap	T/S I7 to I8	I8 to SF	SF to I1	I1 to I2	I2 to I3A	I3A to I3	I3 to I4	I4 to I5A	I5A to I5	I5 to I6	I6 to I7	Lap	PI to PO	PO to SF	SF to PI	
1	T	6.4966	11.2124	2.4724	11.9087	8.6156	6.2578	16.4530	9.5813	6.0504	8.5522	7.1478	94.7482		92.8110	
	S	92.671	94.984	122.994	87.140	111.426	63.957	63.072	67.817	90.152	105.475	100.158	87.390		85.291	
2	T	6.3785	10.8287	2.4147	11.6763	8.5886	6.1732	9.6408	8.3199	5.1293	7.2110	6.7542	83.1152			
	S	94.387	98.350	125.933	88.875	111.776	64.833	107.639	78.099	106.341	125.093	105.995	99.621			
3	T	6.3060	10.7744	2.4095	11.4301	8.6289	6.0559	9.6386	8.3139	5.1210	7.2270	6.6949	82.6002			
	S	95.472	98.845	126.205	90.789	111.254	66.089	107.664	78.155	106.513	124.816	106.934	100.242			
4	T	6.2570	10.6920	2.4007	11.4033	8.5852	6.0515	9.6371	8.3458	5.3996	8.5940	7.0771	84.4433			
	S	96.220	99.607	126.668	91.002	111.820	66.137	107.680	77.856	101.018	104.962	101.159	98.054			
5	T	6.3503	10.7549	2.3985	11.4849	8.6929	6.1893	9.6955	8.3706	5.1082	7.1962	6.6694	82.9107			
	S	94.806	99.025	126.784	90.356	110.435	64.664	107.032	77.626	106.780	125.350	107.342	99.866			
6	T	6.1836	10.7649	2.4107	11.4717	8.5694	5.9850	9.6378	8.2589	5.1062	7.2037	6.6896	82.2815			
	S	97.362	98.933	126.142	90.460	112.027	66.872	107.673	78.675	106.822	125.220	107.018	100.630			
7	T	6.2839	10.6839	2.4046	11.4695	8.6258	6.0629	9.6411	8.3657	5.5649	8.4401	8.7011	86.2435			92.4789
	S	95.808	99.683	126.462	90.477	111.294	66.013	107.636	77.671	98.017	106.876	82.278	96.007			82.648
8	T					8.7338	6.1283	10.3797	8.9701	5.7329	8.1632	6.8331	278.2049	186.0116	86.0853	
	S					109.918	65.308	99.977	72.438	95.145	110.501	104.771	29.762	4.699	91.954	
9	T	6.2898	10.8054	2.3993	11.5287	8.5854	6.0913	9.5981	8.2233	5.0948	7.1382	6.6463	82.4006			
	S	95.718	98.562	126.742	90.013	111.818	65.705	108.118	79.016	107.061	126.369	107.715	100.485			
10	T	6.2877	10.8335	2.4044	11.4566	8.5722	6.0574	9.6074	8.2101	5.0983	7.1590	6.6214	82.3080			
	S	95.750	98.306	126.473	90.579	111.990	66.072	108.013	79.143	106.988	126.002	108.121	100.598			
11	T	6.1857	10.7348	2.4001	11.3482	8.5460	6.0157	9.5928	8.2249	5.1050	7.1802	6.6444	81.9778			83.5663
	S	97.329	99.210	126.699	91.444	112.333	66.530	108.178	79.001	106.847	125.630	107.746	101.003			91.462

Event: Cooper Tires USF2000 Grand Prix of Alabama

Round 1 / 2

Track: Barber Motorsports Park

2.3 mile(s)



Report: Section Data Report

USF2000 Championship

Session: Qualifications - Race 2

April 16, 2021

Section Data for Car 63 - Burke, Trey (R)

Lap	T/S	I7 to I8	I8 to SF	SF to I1	I1 to I2	I2 to I3A	I3A to I3	I3 to I4	I4 to I5A	I5A to I5	I5 to I6	I6 to I7	Lap	PI to PO	PO to SF	SF to PI
1	T	8.0052	15.3464	3.1812	12.6996	8.7464	6.3471	9.9228	8.6178	5.2075	7.3772	7.1062	92.5574		106.9018	
	S	75.207	69.397	95.590	81.713	109.759	63.057	104.580	75.399	104.744	122.275	100.744	89.458		74.048	
2	T	6.5307	10.8741	2.4539	11.8246	8.6229	6.2120	9.8819	8.4811	5.1678	7.2802	7.0632	84.3924			
	S	92.187	97.939	123.921	87.760	111.331	64.428	105.013	76.614	105.549	123.904	101.358	98.113			
3	T	6.4094	10.8359	2.4554	12.2138	8.7854	6.2147	9.8181	8.4689	5.1623	7.2954	7.0334	84.6927			
	S	93.932	98.284	123.846	84.964	109.272	64.400	105.695	76.725	105.661	123.646	101.787	97.765			
4	T	6.5024	10.8456	2.4575	11.8936	8.6850	6.1573	9.8003	8.3935	5.1444	7.2594	6.9202	84.0592			
	S	92.588	98.197	123.740	87.251	110.535	65.000	105.887	77.414	106.029	124.259	103.452	98.502			
5	T	6.4640	10.9997	2.4633	11.7171	8.6260	6.1384	9.7720	8.4417	5.1555	8.3485	7.0772	85.2034			
	S	93.138	96.821	123.449	88.565	111.291	65.201	106.194	76.972	105.801	108.049	101.157	97.179			
6	T	6.3503	10.9295	2.4429	11.5316	8.6286	6.1998	9.7777	8.3356	5.1364	7.2366	6.9409	83.5099			
	S	94.806	97.443	124.479	89.990	111.258	64.555	106.132	77.952	106.194	124.650	103.144	99.150			
7	T	6.7657	11.0728	2.4820	11.7966	10.5335	6.7391	10.8717	9.1880	5.3135	8.3618	8.3296	91.4543			97.2418
	S	88.985	96.182	122.518	87.968	91.138	59.389	95.452	70.720	102.654	107.877	85.948	90.537			78.600
8	T					8.9115	6.3150	9.8062	9.0322	5.3497	7.8616	7.5355	269.9089	174.9071	88.9313	
	S					107.726	63.377	105.824	71.940	101.960	114.741	95.005	30.677	4.997	89.012	
9	T	6.5890	10.9665	2.4259			6.2516	9.7505	8.3827	5.1146	7.1881	6.9043	83.8897			
	S	91.371	97.114	125.352			64.020	106.428	77.514	106.647	125.492	103.690	98.701			
10	T	6.2867	10.9501	2.4242	11.5360	8.5305	6.1500	9.6867	8.2788	5.1230	7.1711	6.7626	82.8997			
	S	95.765	97.259	125.440	89.956	112.537	65.078	107.129	78.486	106.472	125.789	105.863	99.880			
11	T	6.3778	10.8236	2.4386	11.5658	8.6391	6.2832	9.6562	8.3371	5.1330	7.1990	6.8328	83.2862			83.4847
	S	94.397	98.396	124.699	89.724	111.123	63.698	107.467	77.937	106.264	125.301	104.775	99.416			91.552

Event: Cooper Tires USF2000 Grand Prix of Alabama

Round 1 / 2

Track: Barber Motorsports Park

2.3 mile(s)

Report: Section Data Report

USF2000 Championship

Session: Qualifications - Race 2

April 16, 2021



Section Data for Car 8 - Lee, Jackson (R)

Lap	T/S I7 to I8	I8 to SF	SF to I1	I1 to I2	I2 to I3A	I3A to I3	I3 to I4	I4 to I5A	I5A to I5	I5 to I6	I6 to I7	Lap	PO to SF	SF to PI
1	T	8.3845	12.4390	2.5330	12.2822	8.7947	6.5102	10.7732	8.7791	5.1917	7.2883	6.8452	89.8211	96.0863
	S	71.805	85.618	120.052	84.490	109.157	61.477	96.325	74.014	105.063	123.766	104.586	92.183	82.383
2	T	6.2478	10.9875	2.4228	11.6089	8.6613	6.1756	9.6273	8.2716	5.1101	7.1502	6.6632	82.9263	
	S	96.361	96.928	125.512	89.391	110.838	64.808	107.790	78.555	106.740	126.157	107.442	99.848	
3	T	6.2307	10.8044	2.3963	11.4777	8.6053	6.1350	9.5584	8.1878	5.1088	7.1533	6.6257	82.2834	
	S	96.626	98.571	126.900	90.412	111.559	65.237	108.567	79.359	106.768	126.102	108.050	100.628	
4	T	6.1318	10.8524	2.3975	11.7015	8.6532	6.3438	9.6510	8.3357	5.1038	7.1538	6.6901	83.0146	
	S	98.184	98.135	126.837	88.683	110.942	63.090	107.525	77.951	106.872	126.093	107.010	99.741	
5	T	6.0805	11.1129	2.4294	11.3186	8.5950	6.0907	9.5813	8.2025	5.0882	7.1271	6.5433	82.1695	
	S	99.012	95.835	125.171	91.683	111.693	65.711	108.308	79.216	107.200	126.566	109.411	100.767	
6	T	6.1274	10.8722	2.4014	11.4477	8.7280	6.1327	9.8308	8.3392	5.4392	9.9547	10.6299	89.9032	279.1819
	S	98.255	97.956	126.631	90.649	109.991	65.261	105.559	77.918	100.282	90.615	67.349	92.099	27.377

Event: Cooper Tires USF2000 Grand Prix of Alabama

Round 1 / 2

Track: Barber Motorsports Park

2.3 mile(s)



Report: Section Data Report

USF2000 Championship

Session: Qualifications - Race 2

April 16, 2021

Section Data for Car 9 - Vodanovich, Peter (R)

Lap	T/S	I7 to I8	I8 to SF	SF to I1	I1 to I2	I2 to I3A	I3A to I3	I3 to I4	I4 to I5A	I5A to I5	I5 to I6	I6 to I7	Lap	PI to PO	PO to SF	SF to PI
1	T	6.3612	10.9915	2.4556	11.8194	8.7609	6.2654	9.6629	8.2965	5.1847	7.2737	7.2010	84.2728		91.7451	
	S	94.643	96.893	123.836	87.799	109.578	63.879	107.393	78.319	105.205	124.015	99.418	98.252		86.282	
2	T	6.5524	11.3762	2.4423	11.7330	9.2144	6.4702	9.8621	8.3741	5.1927	7.2387	6.7996	85.2557			
	S	91.882	93.616	124.510	88.445	104.185	61.857	105.224	77.593	105.043	124.614	105.287	97.120			
3	T	6.3428	12.3526	2.7668	11.9446	8.7103	6.4586	9.9005	8.2882	5.1618	7.2298	6.7629	85.9189			
	S	94.918	86.217	109.907	86.878	110.214	61.968	104.816	78.397	105.671	124.768	105.858	96.370			
4	T	6.2916	10.8339	2.4223	11.5474	8.6245	6.1212	9.5950	8.2346	5.1381	7.2157	6.6672	82.6915			
	S	95.690	98.303	125.538	89.867	111.311	65.384	108.153	78.908	106.159	125.011	107.378	100.131			
5	T	6.2422	10.7209	2.4110	11.4248	8.6127	5.9890	9.5907	8.2189	5.1368	7.2019	6.6875	82.2364			
	S	96.448	99.339	126.126	90.831	111.463	66.827	108.201	79.058	106.186	125.251	107.052	100.685			
6	T	6.1880	10.8569	2.4149	11.3199	8.6412	6.0224	9.5434	8.1921	5.1220	7.1875	6.5586	82.0469			
	S	97.292	98.094	125.923	91.673	111.096	66.456	108.738	79.317	106.492	125.502	109.156	100.918			
7	T	6.1125	10.8487	2.4165	11.3624	8.6439	6.0030	9.5587	8.1455	5.1074	7.5162	8.4596	84.1744			89.9096
	S	98.494	98.168	125.839	91.330	111.061	66.671	108.564	79.771	106.797	120.013	84.627	98.367			85.010
8	T					8.7478	6.2949	10.2401	9.2420	5.4093	7.3053	6.6639	287.2551	197.0287	84.4810	
	S					109.742	63.580	101.340	70.307	100.836	123.478	107.431	28.825	4.436	93.700	
9	T	6.1369	10.8141	2.3994	11.4295	8.5802	6.0327	9.5231	8.1413	5.1067	7.1565	6.4941	81.8145			
	S	98.103	98.483	126.736	90.794	111.886	66.343	108.969	79.812	106.812	126.046	110.240	101.205			
10	T	6.1110	11.0476	2.4095	11.4370	8.6250	5.9823	9.5112	8.2378	5.1206	7.1499	6.5329	82.1648			
	S	98.518	96.401	126.205	90.734	111.304	66.902	109.106	78.877	106.522	126.162	109.585	100.773			
11	T	6.2403	10.7470	2.4029	11.3895	8.5769	6.0427	9.5132	8.1213	5.1172	7.1656	6.5440	81.8606			85.1654
	S	96.477	99.097	126.552	91.113	111.929	66.233	109.083	80.008	106.592	125.886	109.399	101.148			89.745

**Event:** Cooper Tires USF2000 Grand Prix of Alabama  
**Track:** Barber Motorsports Park  
**Report:** Section Data Report  
**Session:** Qualifications - Race 2

**Round 1 / 2**  
**2.3 mile(s)**  
**USF2000 Championship**  
**April 16, 2021**



**Section Data for Car 90 - Palmer, Grant (R)**

Lap	T/S	I7 to I8	I8 to SF	SF to I1	I1 to I2	I2 to I3A	I3A to I3	I3 to I4	I4 to I5A	I5A to I5	I5 to I6	I6 to I7	Lap	PI to PO	PO to SF	SF to PI
1	T	6.5081	10.9322	2.4892	12.0182	8.8918	6.3644	9.9356	8.7122	5.1760	7.2626	6.9067	85.1970		94.8411	
	S	92.507	97.419	122.164	86.346	107.965	62.885	104.445	74.582	105.381	124.204	103.654	97.187		83.465	
2	T	6.3793	10.7148	2.4196	11.5753	8.7290	6.2234	9.8284	8.3904	5.1604	7.2414	6.8323	83.4943			
	S	94.375	99.395	125.678	89.650	109.978	64.310	105.585	77.442	105.700	124.568	104.783	99.168			
3	T	6.3115	10.6504	2.4153	11.4376	8.6622	6.1059	9.7227	8.2257	5.1242	7.2131	6.6242	82.4928			
	S	95.389	99.996	125.902	90.729	110.826	65.548	106.732	78.993	106.447	125.057	108.075	100.372			
4	T	6.1970	10.6638	2.4084	11.5521	8.6920	6.0776	9.7205	8.2546	5.1320	7.1982	6.5596	82.4558			
	S	97.151	99.871	126.263	89.830	110.446	65.853	106.757	78.716	106.285	125.315	109.139	100.417			
5	T	6.3357	11.0257	2.4163	11.4692	8.6892	6.1202	9.7101	8.2873	5.1272	7.1991	6.5153	82.8953			
	S	95.024	96.593	125.850	90.479	110.482	65.394	106.871	78.406	106.384	125.300	109.881	99.885			
6	T	6.3131	10.7439	2.4110	11.3738	8.7365	6.1376	9.7601	8.2572	5.1168	7.2225	7.0051	83.0776			85.3760
	S	95.364	99.126	126.126	91.238	109.884	65.209	106.323	78.692	106.601	124.894	102.198	99.666			89.524
7	T					8.8303	6.3277	9.8495	8.4600	5.1056	7.2181	6.8434	368.9167	282.1022	84.3935	
	S					108.717	63.250	105.358	76.805	106.835	124.970	104.613	22.444	3.098	93.798	
8	T	6.2192	10.7152	2.4158	11.4652	8.6427	6.0497	9.6430	8.2642	5.0963	7.1431	6.5373	82.1917			
	S	96.804	99.392	125.876	90.511	111.076	66.157	107.615	78.625	107.030	126.282	109.511	100.740			
9	T	6.1871	10.7306	2.4035	11.5875	9.1423	6.2476	10.5882	8.6704	5.1282	7.1995	6.5934	84.4783			
	S	97.307	99.249	126.520	89.556	105.006	64.061	98.008	74.941	106.364	125.293	108.580	98.013			
10	T	6.2450	10.7391	2.4085	11.3285	8.6567	6.0971	9.6109	8.1651	5.1166	7.1790	6.5230	82.0695			87.0582
	S	96.404	99.170	126.257	91.603	110.897	65.642	107.974	79.579	106.605	125.651	109.752	100.890			87.794

Event: Cooper Tires USF2000 Grand Prix of Alabama

Round 1 / 2

Track: Barber Motorsports Park

2.3 mile(s)



Report: Section Data Report

USF2000 Championship

Session: Qualifications - Race 2

April 16, 2021

Section Data for Car 91 - Frazer, Billy (R)

Lap	T/S	I7 to I8	I8 to SF	SF to I1	I1 to I2	I2 to I3A	I3A to I3	I3 to I4	I4 to I5A	I5A to I5	I5 to I6	I6 to I7	Lap	PI to PO	PO to SF	SF to PI
1	T	6.5871	10.9726	2.5228	11.8111	8.8750	6.4681	10.6797	8.8743	5.1707	7.3977	6.9407	86.2998		99.8617	
	S	91.398	97.060	120.537	87.860	108.169	61.877	97.168	73.220	105.489	121.936	103.147	95.945		79.269	
2	T	6.3961	10.8129	2.4214	11.4585	8.6789	6.2057	9.6504	8.2796	5.1079	7.1815	6.6637	82.8566			
	S	94.127	98.493	125.585	90.564	110.613	64.493	107.532	78.479	106.786	125.607	107.434	99.932			
3	T	6.3702	10.6447	2.4158	11.3571	8.6710	6.1851	9.6408	8.1364	5.0970	7.1832	6.6779	82.3792			
	S	94.510	100.050	125.876	91.373	110.714	64.708	107.639	79.860	107.015	125.577	107.206	100.511			
4	T	6.3259	10.6207	2.4039	11.3925	8.6328	6.1504	9.6254	8.1821	5.0872	7.1532	6.5858	82.1599			
	S	95.172	100.276	126.499	91.089	111.204	65.073	107.811	79.414	107.221	126.104	108.705	100.779			
5	T	6.2552	10.6806	2.6061	12.4564	11.1252	6.8855	12.7116	9.1523	6.1169	8.6367	6.7236	93.3501			
	S	96.247	99.713	116.684	83.309	86.291	58.126	81.636	70.996	89.172	104.443	106.477	88.698			
6	T	6.2749	10.6535	2.4107	11.3856	8.6427	6.1786	9.6085	8.0802	5.0836	7.1504	6.6019	82.0706			
	S	95.945	99.967	126.142	91.144	111.076	64.776	108.001	80.415	107.297	126.153	108.440	100.889			
7	T	6.3535	10.6889	2.3953	13.2991	8.8697	6.4490	11.4329	9.8435	7.4405	12.3314	10.1396	99.2434			106.2546
	S	94.758	99.636	126.953	78.030	108.234	62.060	90.767	68.010	73.309	73.150	70.605	83.431			71.933
8	T					9.0026	6.4553	9.8359	9.0260	5.3205	8.0527	7.1622	282.7579	186.6641	89.2694	
	S					106.636	62.000	105.504	71.989	102.519	112.018	99.957	29.283	4.683	88.674	
9	T	6.4708	10.7584	2.4444	11.5290	8.6802	6.1634	9.6237	8.1744	5.0836	7.1475	6.7052	82.7806			
	S	93.040	98.992	124.403	90.010	110.597	64.936	107.830	79.489	107.297	126.204	106.769	100.023			
10	T	6.3090	10.6114	2.4115	11.3311	8.6010	6.1086	9.5842	8.1629	5.0949	7.1413	6.5884	81.9443			
	S	95.426	100.364	126.100	91.582	111.615	65.519	108.275	79.601	107.059	126.314	108.662	101.044			
11	T	6.2231	10.5836	2.3974	11.2624	8.6008	6.1244	9.5778	8.0730	5.0870	7.1381	6.5576	81.6252			84.2535
	S	96.744	100.627	126.842	92.141	111.618	65.350	108.347	80.487	107.225	126.371	109.172	101.439			90.716



Event: Cooper Tires USF2000 Grand Prix of Alabama

Round 1 / 2

Track: Barber Motorsports Park

2.3 mile(s)

Report: Section Data Report

USF2000 Championship

Session: Qualifications - Race 2

April 16, 2021



Section Data for Car 92 - Round-Garrido, Matt

Lap	T/S I7 to I8	I8 to SF	SF to I1	I1 to I2	I2 to I3A	I3A to I3	I3 to I4	I4 to I5A	I5A to I5	I5 to I6	I6 to I7	Lap	PI to PO	PO to SF	SF to PI	
1	T	6.3530	11.2389	2.5099	11.7579	8.7491	6.2393	9.9144	8.5123	5.1468	7.2329	6.9019	84.5564		93.8090	
	S	94.766	94.760	121.157	88.258	109.726	64.146	104.669	76.333	105.979	124.714	103.726	97.923		84.383	
2	T	6.2054	10.8032	2.4211	11.4865	8.6650	6.1095	9.6530	8.3581	5.1190	7.1564	6.8322	82.8094			
	S	97.020	98.582	125.600	90.343	110.791	65.509	107.503	77.742	106.555	126.047	104.785	99.989			
3	T	6.1480	10.8735	2.4357	11.5833	8.6244	6.1244	9.6667	8.3465	5.1065	7.1628	6.8191	82.8909			
	S	97.925	97.945	124.847	89.588	111.312	65.350	107.351	77.850	106.816	125.935	104.986	99.890			
4	T	6.0877	10.8458	2.4148	16.5890	9.3213	7.2891	11.2841	8.5861	5.1788	7.2276	6.9134	91.7377			92.3070
	S	98.895	98.195	125.928	62.555	102.990	54.908	91.964	75.677	105.325	124.806	103.554	90.257			82.802
5	T					8.9630	6.1970	9.8978	8.4186	6.0050	8.1322	6.9505	527.3157	440.3975	86.5083	
	S					107.107	64.584	104.844	77.183	90.833	110.923	103.001	15.702	1.985	91.505	
6	T	6.1762	10.9167	2.4418	11.5536	8.6314	6.1147	9.6559	8.2322	5.0920	7.1166	6.8614	82.7925			
	S	97.478	97.557	124.536	89.819	111.222	65.453	107.471	78.931	107.120	126.752	104.339	100.009			
7	T	6.2060	10.8799	2.4358	11.4019	8.6347	6.0387	9.6092	8.2749	5.0955	7.1197	6.6710	82.3673			
	S	97.010	97.887	124.842	91.014	111.179	66.277	107.993	78.523	107.046	126.697	107.317	100.525			
8	T	6.1124	10.8201	2.4014	11.3998	8.6173	6.0471	9.6529	8.2098	5.0873	8.4164	6.7285	83.4930			88.6030
	S	98.496	98.428	126.631	91.030	111.404	66.185	107.504	79.146	107.219	107.177	106.400	99.170			86.263

**Event:** Cooper Tires USF2000 Grand Prix of Alabama**Round 1 / 2****Track:** Barber Motorsports Park**2.3 mile(s)****Report:** Section Data Report**USF2000 Championship****Session:** Qualifications - Race 2**April 16, 2021****Section Data for Car 99 - Rowe, Myles (R)**

Lap	T/S	I7 to I8	I8 to SF	SF to I1	I1 to I2	I2 to I3A	I3A to I3	I3 to I4	I4 to I5A	I5A to I5	I5 to I6	I6 to I7	Lap	PI to PO	PO to SF	SF to PI
1	T	6.4188	11.0990	2.5311	12.0324	8.7259	6.2489	10.3983	9.1399	6.1536	8.9444	7.2423	88.9346		87.7069	
	S	93.794	95.955	120.142	86.244	110.017	64.048	99.798	71.092	88.640	100.850	98.851	93.102		90.254	
2	T	6.2447	10.7590	2.4497	11.8400	8.6990	6.0990	9.8229	8.2996	5.1943	7.4882	6.6470	83.5434			
	S	96.409	98.987	124.134	87.646	110.358	65.622	105.644	78.290	105.010	120.462	107.704	99.110			
3	T	6.1448	10.7742	2.4245	11.2974	8.5410	5.9867	9.6686	8.0347	5.1180	7.2067	6.5928	81.7894			
	S	97.976	98.847	125.424	91.855	112.399	66.853	107.330	80.871	106.576	125.168	108.590	101.236			
4	T	6.1432	10.6225	2.4122	11.2332	8.5294	5.9227	9.6319	8.0739	5.1081	7.1682	6.5020	81.3473			
	S	98.002	100.259	126.064	92.380	112.552	67.575	107.739	80.478	106.782	125.840	110.106	101.786			
5	T	6.1154	10.7442	2.4169	11.1726	8.5782	6.0866	9.6477	8.0008	5.1032	7.1699	6.4842	81.5197			
	S	98.447	99.123	125.819	92.881	111.912	65.755	107.562	81.213	106.885	125.810	110.408	101.571			
6	T	6.1417	10.7289	2.6067	12.8514	10.0538	6.5164	9.7745	8.2810	5.1130	7.2093	6.5744	85.8511			
	S	98.026	99.265	116.657	80.748	95.486	61.418	106.167	78.465	106.680	125.122	108.893	96.446			
7	T	6.7891	11.4992	2.6494	13.7620	9.2054	7.0499	10.7851	9.9873	5.6930	8.9037	8.4441	94.7682			96.3859
	S	88.678	92.615	114.777	75.405	104.287	56.771	96.219	65.060	95.811	101.311	84.782	87.371			79.298
8	T					8.9603	6.3866	9.7903	8.5760	5.1810	7.5001	6.7907	252.8914	161.5697	88.2399	
	S					107.139	62.667	105.995	75.766	105.280	120.271	105.425	32.741	5.410	89.709	
9	T	6.1571	10.6671	2.4033	11.2806	8.9073	6.2677	9.7802	8.6413	5.1891	7.4305	6.6406	83.3648			
	S	97.781	99.840	126.531	91.992	107.777	63.856	106.105	75.194	105.115	121.398	107.808	99.322			
10	T	6.1294	10.6379	2.4041	11.1763	8.5761	5.9846	9.6011	8.0985	5.1078	7.1569	6.4497	81.3224			
	S	98.223	100.114	126.488	92.851	111.939	66.876	108.084	80.234	106.789	126.039	110.999	101.817			
11	T	6.0533	10.7319	2.4070	11.0950	8.5483	5.9496	9.5787	8.0253	5.1186	7.1545	6.4126	81.0748			83.2033
	S	99.457	99.237	126.336	93.531	112.303	67.270	108.337	80.966	106.563	126.081	111.641	102.128			91.862

**Event:** Cooper Tires USF2000 Grand Prix of Alabama  
**Track:** Barber Motorsports Park  
**Report:** Section Data Report  
**Session:** Qualifications - Race 2

**Round 1 / 2**  
**2.3 mile(s)**








**USF2000 Championship**  
**April 16, 2021**

**Section Data for Car**

**Report Support Information**

Section Legend	
Name	Length
I7 to I8	0.167235 miles
I8 to SF	0.295833 miles
SF to I1	0.084470 miles
I1 to I2	0.288258 miles
I2 to I3A	0.266667 miles
I3A to I3	0.111174 miles
I3 to I4	0.288258 miles
I4 to I5A	0.180492 miles
I5A to I5	0.151515 miles
I5 to I6	0.250568 miles
I6 to I7	0.198864 miles
I2 to I3	0.377841 miles
I4 to I5	0.332008 miles
Lap	2.300000 miles
PI to PO	0.242803 miles
PO to SF	2.198864 miles
SF to PI	2.123106 miles
PO to I2	0.280871 miles
I7 to PI	0.302841 miles
PO to PI	2.038636 miles

Color Legend	
	Fastest Lap
	Section Under Caution
	Section Under Green
	Section Time Data
	Section Speed Data

