

Event: Cooper Tires USF2000 GP of Portland

Round 13 / 14

Track: Portland International Raceway

1.964 mile(s)



Report: Section Data Report

USF2000

Session: Qualifications - Race 2

September 1, 2018

Section Data for Car 11 - Enders, Kory

Lap	T/S	I9 to I10	I10 to I11	I11 to SF	SF to I1	I1 to I2A	I2A to I2	I2 to I3	I3 to I4	I4 to I5	I5 to I6	I6 to I7	I7 to I8	I8 to I9	Lap	PI to PO	
1	T	6.7965	8.2035	6.8363	1.8038	5.8183	3.2187	6.6352	5.0365	5.2122	8.4465	5.1527	4.5861	7.7692	75.5155	615.1849	
	S	104.432	77.794	116.490	129.651	91.053	55.500	94.023	88.400	80.842	75.071	71.719	106.299	129.006	93.628	1.526	
2	T	6.2969	7.8713	6.7774	1.7889	5.7213	3.1878	6.6260	4.9039	5.0552	8.2200	5.0491	4.5475	7.7105	73.7558		
	S	112.718	81.077	117.503	130.730	92.597	56.038	94.154	90.790	83.353	77.140	73.190	107.202	129.988	95.862		
3	T	6.1707	7.6218	6.7149	1.7752	5.4320	3.3393	6.7311	4.8146	5.0170	8.1716	5.1195	4.5812	7.7297	73.2186		
	S	115.023	83.731	118.596	131.739	97.528	53.495	92.684	92.474	83.987	77.597	72.184	106.413	129.665	96.566		
4	T	7.6910	8.4511	6.8490	1.7908	5.5687	3.2746	6.7686	4.7714	5.0266	8.1737	5.1497	4.6077	7.7473	75.8702		
	S	92.286	75.515	116.274	130.592	95.134	54.552	92.170	93.312	83.827	77.577	71.761	105.801	129.371	93.191		
5	T	6.1624	7.7002	6.7069	1.7736	5.6398	3.0652	6.5226	4.7600	4.9315	8.1292	5.0734	4.5420	7.7192	72.7260		
	S	115.178	82.879	118.738	131.858	93.935	58.279	95.646	93.535	85.443	78.002	72.840	107.332	129.842	97.220		
6	T	6.1177	7.6227	6.7147	1.7757	5.4885	3.0747	6.5149	4.7499	4.9148	8.1632	5.0579	4.5537	7.7329	72.4813		
	S	116.020	83.721	118.600	131.702	96.524	58.099	95.760	93.734	85.734	77.677	73.063	107.056	129.611	97.548		
7	T	6.1192						3.6283	7.1872	5.5296	5.6614	8.8611	5.4180	4.6294	7.7759	197.9743	124.8272
	S	115.991						49.234	86.802	80.517	74.427	71.559	68.207	105.305	128.895	35.714	7.521
8	T	6.4341	7.7470	6.7243	1.7884	5.7293	3.2286	6.6300	4.8461	5.0352	8.2130	5.0373	4.5427	7.6798	73.6358		
	S	110.314	82.378	118.431	130.767	92.467	55.329	94.097	91.873	83.684	77.206	73.362	107.315	130.508	96.019		
9	T	6.2157	7.6240	6.6818	1.7748	5.5117	3.4330	6.6690	4.8280	5.0029	8.2497	5.1139	4.5546	7.6968	73.3559		
	S	114.190	83.707	119.184	131.769	96.118	52.035	93.547	92.218	84.224	76.862	72.263	107.035	130.219	96.385		
10	T	6.0912	7.4855	6.6811	1.7707	5.5975	3.0665	6.5048	4.6446	4.8600	8.0704	5.0192	4.5369	7.6893	72.0177		
	S	116.524	85.256	119.196	132.074	94.645	58.254	95.908	95.859	86.700	78.570	73.626	107.452	130.346	98.176		
11	T	6.0220	7.3702	6.6554	1.7683	5.5270	3.0396	6.4999	4.6573	4.8792	7.9978	4.9863	4.5284	7.6871	71.6185		
	S	117.863	86.589	119.657	132.253	95.852	58.770	95.980	95.598	86.359	79.283	74.112	107.654	130.384	98.723		
12	T	5.9618	7.3798	6.6431	1.7614	5.3873	3.0862	6.5141	4.6132	4.8832	8.0074	4.9946	4.5301	7.6786	71.4408		
	S	119.053	86.477	119.878	132.771	98.337	57.882	95.771	96.512	86.288	79.188	73.989	107.614	130.528	98.969		
13	T	5.9805	7.4337	6.6732	1.7672	5.4095	3.0562	6.5274	4.6470	4.9225	8.0214	4.9504	4.5124	7.6696	71.5710		
	S	118.681	85.850	119.338	132.336	97.934	58.450	95.576	95.810	85.600	79.050	74.650	108.036	130.681	98.789		
14	T	6.6458															
	S	106.800															

Event: Cooper Tires USF2000 GP of Portland

Round 13 / 14

Track: Portland International Raceway

1.964 mile(s)



Report: Section Data Report

USF2000

Session: Qualifications - Race 2

September 1, 2018

Section Data for Car 11 - Enders, Kory

Lap	T/SPO to SF	SF to PI
1	T	80.6986
	S	85.740
2	T	
	S	
3	T	
	S	
4	T	
	S	
5	T	
	S	
6	T	66.8949
	S	93.790
7	T	79.1838
	S	87.380
8	T	
	S	
9	T	
	S	
10	T	
	S	
11	T	
	S	
12	T	
	S	
13	T	69.0896
	S	90.811
14	T	
	S	

Event: Cooper Tires USF2000 GP of Portland

Round 13 / 14

Track: Portland International Raceway

1.964 mile(s)



Report: Section Data Report

USF2000

Session: Qualifications - Race 2

September 1, 2018

Section Data for Car 12 - Sierra, Jose (R)

Lap	T/S	I9 to I10	I10 to I11	I11 to SF	SF to I1	I1 to I2A	I2A to I2	I2 to I3	I3 to I4	I4 to I5	I5 to I6	I6 to I7	I7 to I8	I8 to I9	Lap	PI to PO
1	T	6.8465	8.1195	7.0026	1.8534	5.8965	3.2505	6.7221	4.9636	5.1534	8.5438	5.2618	4.6210	7.8399	76.0746	625.4091
	S	103.669	78.599	113.724	126.181	89.845	54.957	92.808	89.698	81.764	74.216	70.232	105.497	127.843	92.940	1.501
2	T	6.4009	7.8449	6.8105	1.7981				5.0721	5.2063	8.4512	5.1587	4.5710	7.7905	78.6162	
	S	110.886	81.350	116.932	130.062				87.780	80.933	75.030	71.635	106.651	128.653	89.936	
3	T	6.3585	7.7062	6.7352	1.7798	5.4917	3.2659	6.6880	4.7728	4.9747	8.2323	6.1525	5.1519	8.3781	75.6876	
	S	111.626	82.814	118.239	131.399	96.468	54.697	93.281	93.284	84.701	77.025	60.064	94.625	119.630	93.416	
4	T	6.5702	7.7531	6.7419	1.7844	5.5020	3.1924	6.6592	4.9185	5.1416	8.3524	5.1654	4.5435	7.6704	73.9950	
	S	108.029	82.313	118.122	131.060	96.287	55.957	93.684	90.521	81.952	75.917	71.542	107.296	130.668	95.552	
5	T	6.6664	7.8237	6.7637	1.7905	5.6120	3.1042	6.6053	4.6942	4.9348	8.1223	5.1673	4.5905	7.8059	73.6808	
	S	106.470	81.570	117.741	130.614	94.400	57.547	94.449	94.846	85.386	78.068	71.516	106.198	128.399	95.960	
6	T	6.1384					4.0109	7.2368	5.6127	5.5091	10.2230	7.7586	4.8994	7.9720	213.3248	134.6467
	S	115.628					44.538	86.207	79.325	76.485	62.026	47.630	99.502	125.724	33.144	6.973
7	T	6.6901	8.0161	6.8847	1.8371	5.8099	3.6065	8.4359	6.5591	7.0459	9.2560	8.3722	4.6813	7.7527	84.9475	
	S	106.093	79.613	115.672	127.300	91.184	49.532	73.953	67.879	59.803	68.506	44.140	104.138	129.280	83.233	
8	T	6.3152	7.7463	6.7325	1.7804	5.7021	3.1746	6.6369	4.8308	5.0035	8.1343	5.0304	4.5279	7.6881	73.3030	
	S	112.391	82.385	118.286	131.355	92.908	56.271	93.999	92.164	84.214	77.953	73.462	107.666	130.367	96.454	
9	T	6.0881	7.6725	6.7283	1.7865	5.6074	3.1045	6.6032	4.6407	4.8836	8.2148	5.0496	4.5333	7.7147	72.6272	
	S	116.584	83.178	118.360	130.906	94.477	57.541	94.479	95.940	86.281	77.189	73.183	107.538	129.917	97.352	
10	T	6.1393	7.5881	6.7275	1.7849	5.7477	3.0238	6.5156	4.6662	4.8812	8.0709	5.0217	4.5233	7.7206	72.4108	
	S	115.611	84.103	118.374	131.023	92.171	59.077	95.749	95.415	86.324	78.565	73.590	107.775	129.818	97.643	
11	T	5.9409	7.4690	6.7275	1.7771	5.5320	3.1093	6.6730	4.5968	4.8085	8.1550	5.0186	4.5228	7.7075	72.0380	
	S	119.472	85.444	118.374	131.598	95.765	57.452	93.491	96.856	87.629	77.755	73.635	107.787	130.039	98.148	
12	T	5.9608	7.4073	6.6814	1.7771	5.4047	3.0282	6.5376	4.5822	4.8346	8.0416	4.9829	4.5045	7.7150	71.4579	
	S	119.073	86.156	119.191	131.598	98.021	58.991	95.427	97.165	87.156	78.851	74.163	108.225	129.912	98.945	
13	T	5.9642	7.4078	6.6900	1.7780	5.5013	3.0640	6.6576	4.6258	4.9576	8.1291	5.0106	4.5196	7.7082	72.0138	
	S	119.006	86.150	119.038	131.532	96.300	58.302	93.707	96.249	84.993	78.003	73.753	107.864	130.027	98.181	
14	T	6.8045														
	S	104.309														

Event: Cooper Tires USF2000 GP of Portland

Round 13 / 14

Track: Portland International Raceway

1.964 mile(s)



Report: Section Data Report

USF2000

Session: Qualifications - Race 2

September 1, 2018

Section Data for Car 12 - Sierra, Jose (R)

Lap	T/SPO to SF	SF to PI
1	T	84.8209
	S	81.573
2	T	
	S	
3	T	
	S	
4	T	
	S	
5	T	67.8366
	S	92.488
6	T	84.8594
	S	81.536
7	T	
	S	
8	T	
	S	
9	T	
	S	
10	T	
	S	
11	T	
	S	
12	T	
	S	
13	T	68.9034
	S	91.056
14	T	
	S	

Event: Cooper Tires USF2000 GP of Portland**Round 13 / 14****Track:** Portland International Raceway**1.964 mile(s)****Report:** Section Data Report**USF2000****Session:** Qualifications - Race 2**September 1, 2018****Section Data for Car 14 - Peichel, Max (R)**

Lap	T/S	I9 to I10	I10 to I11	I11 to SF	SF to I1	I1 to I2A	I2A to I2	I2 to I3	I3 to I4	I4 to I5	I5 to I6	I6 to I7	I7 to I8	I8 to I9	Lap	PI to PO
1	T	7.2721	8.7121	6.9966	1.8324	6.1777	3.3792	6.8349	5.3282	5.3599	8.5693	5.3070	4.6189	7.8508	78.2391	589.1247
	S	97.602	73.252	113.822	127.627	85.756	52.864	91.276	83.561	78.614	73.996	69.634	105.545	127.665	90.369	1.594
2	T	6.5036	7.9386	6.8316	1.8124	5.9347	3.2100	6.7170	5.0517	5.1919	8.3431	5.2146	4.5941	7.8167	75.1600	
	S	109.135	80.390	116.571	129.035	89.267	55.650	92.878	88.134	81.158	76.002	70.867	106.114	128.222	94.071	
3	T	6.4954	7.9250	6.7930	1.8010	5.8334	3.1163	6.6132	4.9144	5.0629	8.1867	5.2051	4.5870	7.8152	74.3486	
	S	109.273	80.528	117.233	129.852	90.817	57.323	94.336	90.596	83.226	77.454	70.997	106.279	128.247	95.098	
4	T	6.4674					3.5362	6.8534	5.2925	5.2394	8.5513	5.1939	4.5953	7.8420	332.0570	245.0785
	S	109.746					50.516	91.030	84.124	80.422	74.151	71.150	106.087	127.808	21.293	3.831
5	T	6.6420	7.9116	6.7794	1.7971	5.8602	3.1591	6.6536	4.8810	5.0261	8.2960	5.0733	4.5746	7.8036	74.4576	
	S	106.861	80.664	117.468	130.134	90.402	56.547	93.763	91.216	83.835	76.433	72.841	106.567	128.437	94.959	
6	T	6.3275	7.7469	6.7624	1.7954	5.6943	3.0741	6.6019	4.8273	5.0315	8.3170	5.0834	4.5793	7.7805	73.6215	
	S	112.173	82.379	117.763	130.257	93.036	58.110	94.498	92.231	83.745	76.240	72.697	106.457	128.819	96.037	
7	T	6.1886	7.6103	6.7522	1.7930				5.2015	5.3238	8.3220	5.1496	4.5921	7.8072	78.5061	
	S	114.690	83.858	117.941	130.431				85.596	79.147	76.195	71.762	106.161	128.378	90.062	
8	T	6.2185	7.6285	6.7819	1.8046	5.6479	3.0863	6.5883	4.8679	5.0615	8.1706	5.0414	4.5651	7.8014	73.2639	
	S	114.139	83.658	117.425	129.593	93.800	57.880	94.693	91.462	83.249	77.606	73.302	106.788	128.473	96.506	
9	T	6.1171	7.5963	6.7768	1.8080	5.5549	3.0497	6.6161	4.7625	5.0023	8.1076	5.0062	4.5470	7.7842	72.7287	
	S	116.031	84.012	117.513	129.349	95.370	58.575	94.295	93.486	84.234	78.209	73.818	107.214	128.757	97.216	
10	T	6.1153	7.5417	6.7697	1.7993	5.5546	3.0305	6.5819	4.7537	4.9788	8.0052	4.9985	4.5503	7.7684	72.4479	
	S	116.065	84.620	117.636	129.975	95.375	58.946	94.785	93.659	84.632	79.210	73.931	107.136	129.019	97.593	
11	T	6.0641	7.4728	6.7421	1.7987	5.4994	3.0380	6.5892	4.7225	4.9744	8.0759	5.0074	4.5527	7.7840	72.3212	
	S	117.045	85.401	118.118	130.018	96.333	58.801	94.680	94.278	84.706	78.516	73.800	107.079	128.761	97.764	
12	T	6.5786	7.5739	6.7513	1.8014	5.5938	3.0087	6.5731	4.8854	5.0949	8.1740	5.0897	4.5642	7.7963		
	S	107.891	84.261	117.957	129.823	94.707	59.373	94.912	91.134	82.703	77.574	72.607	106.810	128.557		

Event: Cooper Tires USF2000 GP of Portland

Round 13 / 14

Track: Portland International Raceway

1.964 mile(s)



Report: Section Data Report

USF2000

Session: Qualifications - Race 2

September 1, 2018

Section Data for Car 14 - Peichel, Max (R)

Lap	T/SPO to SF	SF to PI
1	T	84.4378
	S	81.943
2	T	
	S	
3	T	81.0134
	S	77.445
4	T	80.4333
	S	86.023
5	T	
	S	
6	T	
	S	
7	T	
	S	
8	T	
	S	
9	T	
	S	
10	T	
	S	
11	T	
	S	
12	T	70.1105
	S	89.489

Event: Cooper Tires USF2000 GP of Portland

Round 13 / 14

Track: Portland International Raceway

1.964 mile(s)



Report: Section Data Report

USF2000

Session: Qualifications - Race 2

September 1, 2018

Section Data for Car 21 - Ming, Calvin

Lap	T/S	I9 to I10	I10 to I11	I11 to SF	SF to I1	I1 to I2A	I2A to I2	I2 to I3	I3 to I4	I4 to I5	I5 to I6	I6 to I7	I7 to I8	I8 to I9	Lap	PI to PO
1	T	6.8849	8.0515	6.9328	1.8320	5.7696	3.2806	6.7024	5.0863	5.3689	8.4050	5.2937	4.6062	7.8073	76.0212	557.2552
	S	103.091	79.262	114.869	127.655	91.821	54.452	93.081	87.535	78.482	75.442	69.809	105.836	128.376	93.006	1.685
2	T	6.4270	7.8198	6.7602	1.7912	5.5966	3.3395	6.7287	4.9351	5.2646	8.2476	5.1370	4.5576	7.7582	74.3631	
	S	110.436	81.611	117.802	130.563	94.660	53.492	92.717	90.216	80.037	76.882	71.938	106.964	129.189	95.079	
3	T	6.2971	7.7310	6.7313	1.7884	5.5062	3.1726	6.5781	4.7905	5.1652	8.1308	5.0759	4.5423	7.7313	73.2407	
	S	112.714	82.548	118.308	130.767	96.214	56.306	94.839	92.940	81.577	77.986	72.804	107.324	129.638	96.536	
4	T	6.1525	7.5957	6.7175	1.7803	5.4852	3.3862	6.6443	4.7200	5.1328	8.0258	5.1229	4.5257	7.7215	73.0104	
	S	115.363	84.019	118.551	131.362	96.582	52.754	93.895	94.328	82.092	79.007	72.136	107.718	129.803	96.841	
5	T	7.3167	8.2096	6.7993	1.7934	5.6585	3.1789	6.5783	4.7993	5.1719	8.0427	5.0614	4.5236	7.7232	74.8568	
	S	97.007	77.736	117.124	130.402	93.624	56.194	94.837	92.769	81.472	78.841	73.012	107.768	129.774	94.452	
6	T	6.0852	7.5466	6.6988	1.7826	5.4887	3.1169	6.6390	4.7092	5.0936	7.9979	5.0231	4.5133	7.7257	72.4206	
	S	116.639	84.565	118.882	131.192	96.521	57.312	93.970	94.544	82.724	79.282	73.569	108.014	129.732	97.630	
7	T	6.0101	7.4687	6.6965	1.7844	5.6643	3.0546	6.5584	4.6637	5.0914	8.0402	5.0188	4.5228	7.7410	72.3149	
	S	118.097	85.448	118.922	131.060	93.528	58.481	95.124	95.467	82.760	78.865	73.632	107.787	129.476	97.772	
8	T	6.1569					4.3059	7.8553	5.8922	5.9035	8.8876	5.7978	6.1197	10.9753	164.0234	82.8156
	S	115.281					41.486	79.419	75.562	71.375	71.346	63.739	79.661	91.321	43.106	11.337
9	T	7.8512	7.8634	6.7963	1.8084	5.7688	3.3913	6.6946	4.9918	5.1594	8.6407	6.0631	4.5600	7.6844	77.2734	
	S	90.403	81.159	117.176	129.321	91.834	52.675	93.189	89.192	81.669	73.384	60.950	106.908	130.430	91.498	
10	T	6.2677	7.6523	6.6971	1.7777	5.6169	3.2293	6.6344	4.8622	5.0695	8.1552	5.0989	4.5607	7.7232	73.3451	
	S	113.243	83.397	118.912	131.554	94.318	55.317	94.035	91.569	83.117	77.753	72.476	106.891	129.774	96.399	
11	T	6.2926	23.8940	7.1771	1.8588	6.4820	3.2674	6.7076	4.8483	5.1011	8.1592	5.0505	4.5291	7.7161	91.0838	
	S	112.795	26.709	110.959	125.814	81.730	54.672	93.008	91.832	82.603	77.715	73.170	107.637	129.894	77.625	
12	T	6.0903	7.5130	6.7048	1.7852	5.5862	3.0687	6.5209	4.6688	5.0769	8.0213	5.0321	4.5306	7.7102	72.3090	
	S	116.542	84.944	118.775	131.001	94.836	58.212	95.671	95.362	82.996	79.051	73.438	107.602	129.993	97.780	
13	T	5.9457	7.4594	6.6974	1.7800	5.5911	3.0327	6.5235	4.6519	5.0423	8.0185	5.0122	4.5097	7.6840	71.9484	
	S	119.376	85.554	118.906	131.384	94.753	58.903	95.633	95.709	83.566	79.078	73.729	108.100	130.436	98.270	
14	T	5.9718	7.4471	6.6763	1.7839	5.6196	3.0240	6.4973	4.6377	5.0317	7.9581	4.9791	4.5098	7.7022	71.8386	
	S	118.854	85.695	119.282	131.097	94.272	59.073	96.019	96.002	83.742	79.679	74.219	108.098	130.128	98.421	
15	T	6.4259														
	S	110.455														

Event: Cooper Tires USF2000 GP of Portland

Round 13 / 14

Track: Portland International Raceway

1.964 mile(s)



Report: Section Data Report

USF2000

Session: Qualifications - Race 2

September 1, 2018

Section Data for Car 21 - Ming, Calvin

Lap	T/SPO to SF	SF to PI
1	T	81.7911
	S	84.595
2	T	
	S	
3	T	
	S	
4	T	
	S	
5	T	
	S	
6	T	
	S	
7	T	67.4984
	S	92.952
8	T	88.3599
	S	78.306
9	T	
	S	
10	T	
	S	
11	T	
	S	
12	T	
	S	
13	T	
	S	
14	T	68.5048
	S	91.586
15	T	
	S	

Event: Cooper Tires USF2000 GP of Portland

Round 13 / 14

Track: Portland International Raceway

1.964 mile(s)



Report: Section Data Report

USF2000

Session: Qualifications - Race 2

September 1, 2018

Section Data for Car 22 - Kohl, Lucas

Lap	T/S	I9 to I10	I10 to I11	I11 to SF	SF to I1	I1 to I2A	I2A to I2	I2 to I3	I3 to I4	I4 to I5	I5 to I6	I6 to I7	I7 to I8	I8 to I9	Lap	PI to PO
1	T	7.0036	8.0037	6.8604	1.8129	5.8057	3.1817	6.6071	4.9613	5.0175	8.3516	5.1907	4.6030	7.8191	75.2183	950.0458
	S	101.344	79.736	116.081	129.000	91.250	56.145	94.423	89.740	83.979	75.924	71.194	105.909	128.183	93.998	0.988
2	T	6.3615	7.6638	6.7568	1.7970				5.0912	5.2090	8.3200	5.1421	4.5813	7.7890	76.5967	
	S	111.573	83.272	117.861	130.141				87.450	80.891	76.213	71.867	106.411	128.678	92.307	
3	T	6.1669	7.6756	6.7464	1.7948	5.5585	3.3510	6.6121	4.7026	4.9260	8.1700	5.0393	4.5443	7.7491	73.0366	
	S	115.094	83.144	118.043	130.301	95.309	53.308	94.352	94.677	85.539	77.612	73.333	107.277	129.341	96.806	
4	T	6.0904	7.5815	6.7136	1.7921	5.5331	3.0780	6.4870	4.6967	4.8937	8.0914	5.0051	4.5312	7.7093	72.2031	
	S	116.540	84.176	118.619	130.497	95.746	58.037	96.171	94.796	86.103	78.366	73.834	107.587	130.008	97.924	
5	T	6.0178	7.4465	6.6751	1.7819	5.3418	3.1875	6.5946	4.5851	4.8336	8.1052	5.0147	4.5397	7.7011	71.8246	
	S	117.946	85.702	119.304	131.244	99.175	56.043	94.602	97.103	87.174	78.233	73.692	107.386	130.147	98.440	
6	T	5.9305	7.4712	6.6819	1.7858	5.4111	3.0576	6.4846	4.5468	4.8796	22.4122	5.7705	4.8594	7.9297	87.2209	
	S	119.682	85.419	119.182	130.957	97.905	58.424	96.207	97.921	86.352	28.292	64.040	100.321	126.395	81.063	
7	T	6.1977	7.6073	6.7244	1.7917	5.4623	3.1905	6.5923	4.6912	4.8394	8.3086	4.9929	4.5077	7.6987	72.6047	
	S	114.522	83.891	118.429	130.526	96.987	55.990	94.635	94.907	87.069	76.317	74.014	108.148	130.187	97.382	
8	T	6.0742	7.4583	6.6950	1.7869	5.4715	3.0463	6.5048	4.5548	4.8452	8.0748	4.9234	4.4955	7.6789	71.6096	
	S	116.850	85.567	118.949	130.877	96.824	58.640	95.908	97.749	86.965	78.527	75.059	108.442	130.523	98.735	
9	T	5.9305	7.3831	6.6718	1.7790	5.4480	3.0173	6.5174	4.5547	4.8326	8.0070	4.9629	4.5135	7.6797	71.2975	
	S	119.682	86.438	119.363	131.458	97.242	59.204	95.723	97.751	87.192	79.192	74.462	108.009	130.509	99.168	
10	T	5.8975	7.4326	6.6797	1.7828	5.3025	3.0721	6.5018	4.5579	4.8040	8.0343	5.0061	4.5567	7.7185	71.3465	
	S	120.351	85.863	119.221	131.178	99.910	58.148	95.952	97.683	87.711	78.923	73.819	106.985	129.853	99.099	
11	T	6.5723														
	S	107.995														

Event: Cooper Tires USF2000 GP of Portland

Round 13 / 14

Track: Portland International Raceway

1.964 mile(s)



Report: Section Data Report

USF2000

Session: Qualifications - Race 2

September 1, 2018

Section Data for Car 22 - Kohl, Lucas

Lap	T/SPO to SF	SF to PI
1	T	95.5342
	S	72.425
2	T	
	S	
3	T	
	S	
4	T	
	S	
5	T	
	S	
6	T	
	S	
7	T	
	S	
8	T	
	S	
9	T	
	S	
10	T	68.6176
	S	91.436
11	T	
	S	

Event: Cooper Tires USF2000 GP of Portland

Round 13 / 14

Track: Portland International Raceway

1.964 mile(s)



Report: Section Data Report

USF2000

Session: Qualifications - Race 2

September 1, 2018

Section Data for Car 23 - Lindh, Rasmus (R)

Lap	T/S	I9 to I10	I10 to I11	I11 to SF	SF to I1	I1 to I2A	I2A to I2	I2 to I3	I3 to I4	I4 to I5	I5 to I6	I6 to I7	I7 to I8	I8 to I9	Lap	PI to PO
1	T	6.9186	8.1427	6.8785	1.8191	5.8257	3.4322	6.7200	5.1079	5.1908	8.5066	5.3400	4.6355	7.8218	76.3394	571.4050
	S	102.589	78.375	115.776	128.560	90.937	52.047	92.837	87.164	81.175	74.541	69.203	105.167	128.138	92.618	1.643
2	T	6.3582	7.7707	6.7596	1.7941	5.7514	3.2525	6.5884	4.8634	5.0993	8.2412	5.1642	4.5737	7.7540	73.9707	
	S	111.631	82.127	117.812	130.352	92.112	54.923	94.691	91.547	82.632	76.942	71.559	106.588	129.259	95.584	
3	T	6.0926	7.6171	6.7380	1.7911	5.6150	3.1790	6.5882	4.7355	5.0424	8.0812	5.2255	4.5469	7.7160	72.9685	
	S	116.498	83.783	118.190	130.570	94.350	56.193	94.694	94.019	83.564	78.465	70.720	107.216	129.895	96.897	
4	T	5.9663	7.5222	6.6992	1.7751	5.5315	3.2071	6.7091	4.7055	5.0406	8.1179	5.0960	4.5174	7.7604	72.6483	
	S	118.964	84.840	118.874	131.747	95.774	55.700	92.988	94.618	83.594	78.110	72.517	107.916	129.152	97.324	
5	T	7.3546	8.1485	6.7659	1.7862	5.6608	3.1164	6.5658	4.6890	5.0020	8.0718	5.0493	4.5117	7.7076	74.4296	
	S	96.507	78.319	117.703	130.928	93.586	57.321	95.017	94.951	84.239	78.556	73.187	108.052	130.037	94.994	
6	T	5.9432	7.5040	6.6776	1.7741	5.4853	3.0644	6.5200	4.6866	4.9149	8.0612	5.0620	4.5309	7.7037	71.9279	
	S	119.426	85.046	119.259	131.821	96.580	58.294	95.685	95.000	85.732	78.660	73.004	107.595	130.103	98.298	
7	T	6.1145					3.6924	6.9968	5.5954	5.6861	9.0477	5.5164	4.6463	7.8844	143.6656	69.3545
	S	116.080					48.379	89.164	79.570	74.104	70.083	66.990	104.922	127.121	49.214	13.537
8	T	6.8328	7.9374	6.8413	1.8244	5.7951	3.1790	6.5543	4.8838	5.1295	8.3197	5.0950	4.5459	7.7369	74.6751	
	S	103.877	80.402	116.405	128.187	91.417	56.193	95.184	91.164	82.145	76.216	72.531	107.239	129.544	94.682	
9	T	6.2596	7.5763	6.6968	1.7856	5.6048	3.0967	6.5177	4.7452	4.9796	8.1084	5.0217	4.5188	7.6843	72.5955	
	S	113.389	84.234	118.917	130.972	94.521	57.686	95.718	93.827	84.618	78.202	73.590	107.883	130.431	97.394	
10	T	5.9899	7.4298	6.6624	1.7791	5.4975	3.0438	6.4587	4.6602	4.9179	7.9627	5.1631	4.5534	7.6887	71.8072	
	S	118.495	85.895	119.531	131.451	96.366	58.689	96.593	95.538	85.680	79.633	71.574	107.063	130.357	98.464	
11	T	5.8766	7.3870	6.6604	1.7791	5.5146	3.0281	6.4862	4.5824	4.8977	7.9756	4.9892	4.5123	7.6670	71.3562	
	S	120.779	86.393	119.567	131.451	96.067	58.993	96.183	97.160	86.033	79.504	74.069	108.038	130.726	99.086	
12	T	5.9090	7.3964	6.6666	1.7830	5.4161	3.0199	6.4811	4.5545	4.8900	7.9821	4.9667	4.4954	7.6635	71.2243	
	S	120.117	86.283	119.456	131.163	97.814	59.153	96.259	97.755	86.168	79.439	74.405	108.444	130.785	99.269	
13	T	5.8469	7.3117	6.6522	1.7765	5.4065	3.0235	6.4839	4.5382	4.8531	7.9736	4.9582	4.4813	7.6426	70.9482	
	S	121.393	87.282	119.714	131.643	97.988	59.083	96.217	98.107	86.824	79.524	74.532	108.785	131.143	99.656	
14	T	5.8140	7.2931	6.6375	1.7708	5.4225	3.0230	6.4738	4.5355	4.8547	7.9697	4.9867	4.4925	7.6300	70.9038	
	S	122.080	87.505	119.979	132.067	97.699	59.092	96.367	98.165	86.795	79.563	74.106	108.514	131.359	99.718	
15	T	5.8867	7.3558	6.6269	1.7653	5.2928	3.0726	6.5025	4.5827	4.9545	8.1604	5.0497	4.4652	7.5555	71.2706	
	S	120.572	86.759	120.171	132.478	100.093	58.139	95.942	97.154	85.047	77.703	73.182	109.178	132.655	99.205	
16	T	7.4776														
	S	94.920														

Event: Cooper Tires USF2000 GP of Portland

Round 13 / 14

Track: Portland International Raceway

1.964 mile(s)



Report: Section Data Report

USF2000

Session: Qualifications - Race 2

September 1, 2018

Section Data for Car 23 - Lindh, Rasmus (R)

Lap	T/SPO to SF	SF to PI
1	T	80.4988
	S	85.953
2	T	
	S	
3	T	
	S	
4	T	
	S	
5	T	
	S	
6	T	67.3329
	S	93.180
7	T	80.3928
	S	86.066
8	T	
	S	
9	T	
	S	
10	T	
	S	
11	T	
	S	
12	T	
	S	
13	T	
	S	
14	T	
	S	
15	T	69.2378
	S	90.617
16	T	
	S	

Event: Cooper Tires USF2000 GP of Portland

Round 13 / 14

Track: Portland International Raceway

1.964 mile(s)



Report: Section Data Report

USF2000

Session: Qualifications - Race 2

September 1, 2018

Section Data for Car 24 - Frederick, Kaylen

Lap	T/S	I9 to I10	I10 to I11	I11 to SF	SF to I1	I1 to I2A	I2A to I2	I2 to I3	I3 to I4	I4 to I5	I5 to I6	I6 to I7	I7 to I8	I8 to I9	Lap	PI to PO
1	T	6.9589	8.1158	6.9107	1.8289	6.0388	3.3379	6.7031	4.9706	5.2686	8.2596	5.2015	4.5646	7.7965	75.9555	1092.3020
	S	101.995	78.634	115.236	127.871	87.728	53.518	93.071	89.572	79.976	76.770	71.046	106.800	128.554	93.086	0.860
2	T	6.1719	7.6529	6.7192	1.7925	5.7258	3.1362	6.5261	4.7213	5.0369	8.0923	5.0391	4.5289	7.7287	72.8718	
	S	115.001	83.391	118.521	130.468	92.524	56.959	95.595	94.302	83.655	78.357	73.336	107.642	129.682	97.025	
3	T	6.3672	7.5736	6.6754	1.7786	5.5353	3.0606	6.4970	4.6827	5.0283	7.9645	5.0217	4.5554	7.7094	72.4497	
	S	111.473	84.264	119.298	131.487	95.708	58.366	96.023	95.079	83.798	79.615	73.590	107.016	130.007	97.590	
4	T	5.8550	7.5216	6.6843	1.7805	5.4327	3.0382	6.4928	4.6172	4.9385	7.8943	4.9822	4.5330	7.6964	71.4667	
	S	121.225	84.847	119.139	131.347	97.516	58.797	96.085	96.428	85.322	80.323	74.173	107.545	130.226	98.933	
5	T	5.8157	7.4330	6.6510	1.7759	5.4103	3.1043	6.5230	4.5892	4.9348	7.8699	4.9716	4.5167	7.6873	71.2827	
	S	122.044	85.858	119.736	131.687	97.919	57.545	95.641	97.016	85.386	80.572	74.331	107.933	130.380	99.188	
6	T	5.7928	7.4032	6.6718	1.7772	5.4038	3.0618	6.5204	4.5942	4.9847	7.8726	4.9902	4.5202	7.6448	71.2377	
	S	122.527	86.204	119.363	131.591	98.037	58.344	95.679	96.911	84.531	80.544	74.054	107.849	131.105	99.251	
7	T	5.8307	7.4419	6.5509	1.7454	5.4509	3.0653	6.4755	4.5776	4.9899	7.8478	5.0138	4.5059	7.6664	71.1620	
	S	121.730	85.755	121.566	133.989	97.190	58.277	96.342	97.262	84.443	80.799	73.706	108.191	130.736	99.356	
8	T	5.7803	7.3971	6.5976	1.7557	5.3401	3.0598	6.4718	4.5878	4.8830	7.9038	4.9493	4.5024	7.6841	70.9128	
	S	122.792	86.275	120.705	133.203	99.207	58.382	96.397	97.046	86.292	80.226	74.666	108.276	130.435	99.706	
9	T	5.7557	7.6864	6.7154	1.7799	5.4586	3.0367	6.4865	4.6192	4.9493	7.8622	5.0117	4.5246	7.6850	71.5712	
	S	123.316	83.027	118.588	131.391	97.053	58.826	96.179	96.386	85.136	80.651	73.737	107.744	130.419	98.788	
10	T	5.9695														
	S	118.900														

Event: Cooper Tires USF2000 GP of Portland

Round 13 / 14

Track: Portland International Raceway

1.964 mile(s)



Report: Section Data Report

USF2000

Session: Qualifications - Race 2

September 1, 2018

Section Data for Car 24 - Frederick, Kaylen

Lap	T/SPO to SF	SF to PI
1	T	86.2852
	S	80.189
2	T	
	S	
3	T	
	S	
4	T	
	S	
5	T	
	S	
6	T	
	S	
7	T	
	S	
8	T	
	S	
9	T	69.4183
	S	90.381
10	T	
	S	

Event: Cooper Tires USF2000 GP of Portland

Round 13 / 14

Track: Portland International Raceway

1.964 mile(s)



Report: Section Data Report

USF2000

Session: Qualifications - Race 2

September 1, 2018

Section Data for Car 27 - Kaminsky, Colin

Lap	T/S	I9 to I10	I10 to I11	I11 to SF	SF to I1	I1 to I2A	I2A to I2	I2 to I3	I3 to I4	I4 to I5	I5 to I6	I6 to I7	I7 to I8	I8 to I9	Lap	PI to PO
1	T	6.8094	8.1049	6.8488	1.8055	5.9778	3.3690	6.7536	5.0571	5.2941	9.5517	5.2539	4.6106	7.7870	77.2234	545.0657
	S	104.234	78.740	116.278	129.528	88.623	53.024	92.375	88.040	79.591	66.385	70.337	105.735	128.711	91.558	1.722
2	T	6.6325	8.1511	6.8184	1.8175	5.7757	3.2128	6.6075	4.8946	5.1191	8.3440	5.1190	4.5588	7.7391	74.7901	
	S	107.014	78.294	116.796	128.673	91.724	55.601	94.418	90.963	82.312	75.994	72.191	106.936	129.508	94.537	
3	T	6.3371	7.8440	6.7304	1.7791				5.2198	5.2567	8.3551	5.1623	4.6007	7.7638	83.1392	
	S	112.003	81.359	118.323	131.451				85.296	80.157	75.893	71.585	105.962	129.096	85.043	
4	T	6.3151	7.6987	6.6939	1.7683	5.6197	3.1541	6.5370	4.8194	4.9902	8.2575	5.5085	4.7644	7.8301	73.9569	
	S	112.393	82.895	118.969	132.253	94.271	56.636	95.436	92.382	84.438	76.790	67.086	102.321	128.003	95.602	
5	T	6.2998	7.7878	6.6882	1.7707	5.7110	3.1378	6.5725	4.8473	5.0232	8.2467	5.2082	4.6023	7.7740	73.6695	
	S	112.666	81.946	119.070	132.074	92.764	56.930	94.920	91.851	83.884	76.890	70.955	105.925	128.926	95.975	
6	T	6.2148	7.6372	6.6856	1.7717	5.6715	3.2391	6.6847	4.7845	5.1763	8.2250	5.2307	4.6053	7.7696	73.6960	
	S	114.207	83.562	119.116	132.000	93.410	55.150	93.327	93.056	81.402	77.093	70.649	105.856	128.999	95.940	
7	T	6.4762					4.6844	7.1368	5.4731	5.4081	8.8486	5.3332	4.6830	7.8759	358.5349	283.0283
	S	109.597					38.134	87.415	81.348	77.913	71.660	69.292	104.100	127.258	19.720	3.317
8	T	6.7863	7.8305	6.8695	1.8178	5.7848	3.1820	6.6514	4.8522	4.9788	8.3764	5.0225	4.5351	7.7260	74.4133	
	S	104.589	81.499	115.927	128.652	91.580	56.140	93.794	91.758	84.632	75.700	73.578	107.495	129.727	95.015	
9	T	6.0810	7.4795	6.6961	1.7824	5.7234	3.0700	6.5235	4.6870	4.9101	8.2009	5.0618	4.5632	7.7319	72.5108	
	S	116.720	85.324	118.929	131.207	92.563	58.188	95.633	94.992	85.816	77.320	73.007	106.833	129.628	97.508	
10	T	5.9873	7.4504	6.6897	1.9963	6.0822	3.0925	6.4909	4.6918	4.9277	8.1498	4.9929	4.5175	7.6635	72.7325	
	S	118.546	85.657	119.043	117.149	87.102	57.764	96.114	94.895	85.509	77.804	74.014	107.914	130.785	97.211	
11	T	5.9169	7.4541	6.6486	1.7638	5.4636	3.0738	6.5330	4.6293	4.8939	8.0384	4.9943	4.5472	7.6833	71.6402	
	S	119.957	85.615	119.779	132.591	96.964	58.116	95.494	96.176	86.100	78.883	73.993	107.209	130.448	98.693	
12	T	5.8863	7.3799	6.6492	1.7675	5.5187	3.0389	6.4857	4.6173	4.8752	8.0918	5.0256	4.5448	7.6849	71.5658	
	S	120.580	86.476	119.768	132.313	95.996	58.783	96.191	96.426	86.430	78.362	73.533	107.265	130.421	98.796	
13	T	6.5853														
	S	107.781														

Event: Cooper Tires USF2000 GP of Portland

Round 13 / 14

Track: Portland International Raceway

1.964 mile(s)



Report: Section Data Report

USF2000

Session: Qualifications - Race 2

September 1, 2018

Section Data for Car 27 - Kaminsky, Colin

Lap	T/SPO to SF	SF to PI
1	T	80.3685
	S	86.092
2	T	
	S	
3	T	
	S	
4	T	
	S	
5	T	
	S	
6	T	69.0490
	S	90.864
7	T	81.1023
	S	85.313
8	T	
	S	
9	T	
	S	
10	T	
	S	
11	T	
	S	
12	T	69.5512
	S	90.208
13	T	
	S	

Event: Cooper Tires USF2000 GP of Portland

Round 13 / 14

Track: Portland International Raceway

1.964 mile(s)



Report: Section Data Report

USF2000

Session: Qualifications - Race 2

September 1, 2018

Section Data for Car 29 - McDonough, Russell (R)

Lap	T/S	I9 to I10	I10 to I11	I11 to SF	SF to I1	I1 to I2A	I2A to I2	I2 to I3	I3 to I4	I4 to I5	I5 to I6	I6 to I7	I7 to I8	I8 to I9	Lap	PI to PO
1	T	7.1033	8.1857	6.9746	1.8367	6.1066	3.3733	6.7934	5.2322	5.3366	8.4305	5.3730	4.5859	7.8046	77.1364	584.1495
	S	99.922	77.963	114.181	127.328	86.754	52.956	91.834	85.094	78.957	75.214	68.778	106.304	128.421	91.661	1.607
2	T	6.6235	7.8595	6.7890	1.7950	5.8800	3.4533	6.8507	5.2222	5.2188	8.3643	5.1864	4.5989	7.8036	75.6452	
	S	107.160	81.199	117.302	130.286	90.097	51.729	91.066	85.257	80.740	75.809	71.253	106.004	128.437	93.468	
3	T	6.5178	7.9319	6.7932	1.7982	5.7386	3.1416	6.5935	4.9391	5.1006	8.2473	5.1246	4.5698	7.7648	74.2610	
	S	108.898	80.458	117.230	130.054	92.317	56.862	94.618	90.143	82.611	76.885	72.112	106.679	129.079	95.210	
4	T	6.5625							6.0934	5.8283	9.2433	5.6202	4.6854	7.8688	183.7114	103.7565
	S	108.156							73.067	72.296	68.600	65.753	104.047	127.373	38.486	9.049
5	T	6.9279	8.1130	6.8589	1.8093	6.3093	3.4456	6.7549	5.0954	5.2222	8.5813	5.2745	4.6789	7.9472	77.0184	
	S	102.451	78.662	116.107	129.256	83.967	51.845	92.357	87.378	80.687	73.892	70.063	104.191	126.116	91.801	
6	T	6.3949	7.7141	6.7770	1.7934	5.6509	3.1524	6.5988	4.9224	5.0830	8.1469	5.0896	4.5719	7.7909	73.6862	
	S	110.990	82.729	117.510	130.402	93.750	56.667	94.542	90.449	82.897	77.832	72.608	106.630	128.647	95.953	
7	T	6.3271	7.7626	6.7639	1.7911	5.6893	3.1493	6.5262	4.8847	5.0321	8.1832	5.1422	4.5513	7.7558	73.5588	
	S	112.180	82.212	117.737	130.570	93.117	56.723	95.594	91.147	83.735	77.487	71.865	107.112	129.229	96.119	
8	T	6.3777	7.7266	6.7001	1.7807	5.5652	3.2167	6.7295	4.9759	5.0559	8.0480	5.1651	4.5287	7.7075	73.5776	
	S	111.290	82.595	118.858	131.332	95.194	55.534	92.706	89.477	83.341	78.789	71.547	107.647	130.039	96.094	
9	T	6.2430	7.5774	6.7017	1.7777	5.5245	3.1506	6.6127	4.8709	5.0589	8.0928	5.0188	4.5515	7.7000	72.8805	
	S	113.691	84.222	118.830	131.554	95.895	56.699	94.343	91.406	83.292	78.352	73.632	107.108	130.165	97.014	
10	T	6.1421	7.7009	6.7362	1.7754	5.5148	3.2665	6.6638	5.1858	5.0701	8.1316	5.0346	4.5307	7.7232	73.4757	
	S	115.559	82.871	118.221	131.724	96.064	54.687	93.620	85.855	83.108	77.979	73.401	107.599	129.774	96.228	
11	T	6.1697	7.6088	6.7582	1.7902	5.5692	3.0550	6.5345	4.8485	4.9889	8.1132	5.0035	4.5390	7.7276	72.7063	
	S	115.042	83.874	117.837	130.635	95.125	58.473	95.472	91.828	84.460	78.155	73.857	107.403	129.700	97.246	
12	T	6.0958	7.5927	6.7368	1.7824	5.6106	3.0964	6.5130	4.7796	5.0111	8.1543	5.0401	4.5328	7.7161	72.6617	
	S	116.436	84.052	118.211	131.207	94.424	57.692	95.787	93.152	84.086	77.762	73.321	107.549	129.894	97.306	
13	T	6.0894	7.5060	6.7153	1.7861	5.6188	3.1201	8.5181	4.8891	5.0370	7.9649	5.1325	4.4988	7.7116	74.5877	
	S	116.559	85.023	118.589	130.935	94.286	57.253	73.240	91.065	83.654	79.611	72.001	108.362	129.969	94.793	
14	T	6.1120	7.5935	6.6992	1.7808	5.4782	3.1188	6.5208	4.7100	4.9141	8.0532	5.0160	4.5453	7.7307	72.2726	
	S	116.128	84.043	118.874	131.325	96.706	57.277	95.673	94.528	85.746	78.738	73.673	107.254	129.648	97.830	
15	T	6.2809														
	S	113.005														

Event: Cooper Tires USF2000 GP of Portland

Round 13 / 14

Track: Portland International Raceway

1.964 mile(s)



Report: Section Data Report

USF2000

Session: Qualifications - Race 2

September 1, 2018

Section Data for Car 29 - McDonough, Russell (R)

Lap	T/SPO to SF	SF to PI
1	T 83.3065	
	S 83.056	
2	T	
	S	
3	T	69.5425
	S	90.220
4	T 85.3303	
	S 81.086	
5	T	
	S	
6	T	
	S	
7	T	
	S	
8	T	
	S	
9	T	
	S	
10	T	
	S	
11	T	
	S	
12	T	
	S	
13	T	
	S	
14	T 68.4868	
	S 91.610	
15	T	
	S	

Event: Cooper Tires USF2000 GP of Portland**Round 13 / 14****Track:** Portland International Raceway**1.964 mile(s)****Report:** Section Data Report**USF2000****Session:** Qualifications - Race 2**September 1, 2018****Section Data for Car 38 - DeLuzuriaga, Oscar (R)**

Lap	T/S	I9 to I10	I10 to I11	I11 to SF	SF to I1	I1 to I2A	I2A to I2	I2 to I3	I3 to I4	I4 to I5	I5 to I6	I6 to I7	I7 to I8	I8 to I9	Lap	PI to PO
1	T	7.6205	8.4346	7.0351	2.0285	6.6221	3.4613	6.9094	5.1813	5.3601	8.4663	5.2466	4.6011	7.7809	78.7478	541.0139
	S	93.140	75.662	113.199	115.289	80.001	51.610	90.292	85.930	78.611	74.896	70.435	105.953	128.812	89.785	1.735
2	T	6.7181	8.2136	6.8492	1.7972	5.8769	3.2477	6.7461	4.9944	5.2421	8.2910	5.2029	4.6003	7.7890	75.5685	
	S	105.651	77.698	116.271	130.127	90.145	55.004	92.478	89.145	80.381	76.479	71.027	105.971	128.678	93.563	
3	T			7.3463	1.8656	6.2646	3.3279	6.7947	5.1299	5.3227	8.4148	5.1705	4.5870	7.8106	99.4584	
	S			108.403	125.356	84.566	53.678	91.816	86.791	79.164	75.354	71.472	106.279	128.322	71.089	
4	T	6.5427	8.0609	6.8537	1.8087	6.0050	3.1496	6.6639	4.9804	5.1679	8.2121	5.1337	4.5912	7.8268	74.9966	
	S	108.483	79.170	116.195	129.299	88.222	56.717	93.618	89.396	81.535	77.214	71.984	106.181	128.057	94.276	
5	T	6.4846	7.8060	6.8080	1.8020	6.1085	3.3675	6.8004	5.3069	5.3114	8.3580	5.1526	4.5819	7.8238	75.7116	
	S	109.455	81.755	116.975	129.780	86.727	53.047	91.739	83.896	79.332	75.866	71.720	106.397	128.106	93.386	
6	T	6.2551				8.2852	3.7135	7.1365	5.9245	5.8018	9.1727	5.5756	4.6909	7.9547	177.2533	101.9957
	S	113.471				63.942	48.105	87.419	75.150	72.626	69.128	66.279	103.925	125.998	39.889	9.205
7	T	7.5445	8.4086	6.8471	1.8069	6.3718	3.4095	6.8260	5.1411	5.2622	8.6697	5.2105	4.5956	7.8106	77.9041	
	S	94.078	75.896	116.307	129.428	83.143	52.394	91.395	86.602	80.074	73.139	70.923	106.080	128.322	90.758	
8	T	6.7071	7.9513	6.7738	1.7964	6.1677	3.1938	6.6074	4.9676	5.1872	8.2182	5.1372	4.6248	7.7987	75.1312	
	S	105.824	80.261	117.565	130.185	85.895	55.932	94.419	89.626	81.231	77.157	71.935	105.410	128.518	94.107	
9	T	6.5595	8.0928	6.7994	1.8008	5.7734	3.1222	6.6350	4.9060	5.1339	8.2253	5.1455	4.5650	7.7516	74.5104	
	S	108.205	78.858	117.123	129.867	91.761	57.215	94.026	90.752	82.075	77.090	71.819	106.791	129.299	94.891	
10	T	6.2973	7.7987	6.8015	1.8019	6.8940	3.6962	7.1071	5.3479	5.3023	8.2315	5.1804	4.5566	7.7215	76.7369	
	S	112.711	81.832	117.086	129.787	76.845	48.330	87.780	83.253	79.468	77.032	71.335	106.988	129.803	92.138	
11	T	6.2326	7.6225	6.7032	1.7752	5.5005	3.2430	6.8360	4.8630	5.0771	8.5618	5.1415	4.5535	7.7460	73.8559	
	S	113.881	83.723	118.804	131.739	96.314	55.084	91.262	91.554	82.993	74.060	71.875	107.061	129.392	95.732	
12	T	6.2369	7.6627	6.7361	1.7795	5.8687	3.1721	6.6129	4.8840	5.0001	8.1705	5.0610	4.5515	7.7356	73.4716	
	S	113.802	83.284	118.223	131.421	90.271	56.315	94.340	91.160	84.271	77.607	73.018	107.108	129.566	96.233	
13	T	6.2456	7.8964	6.7793	1.7923	5.6316	3.0761	6.6067	4.8461	5.0107	8.0788	5.1135	4.5470	7.7328	73.3569	
	S	113.644	80.819	117.470	130.482	94.071	58.072	94.429	91.873	84.093	78.488	72.269	107.214	129.613	96.384	
14	T	6.2335	7.6413	6.7275	1.7809	5.7161	3.0650	6.5980	4.8573	4.9947	8.1548	5.0675	4.5740	7.7566	73.1672	
	S	113.864	83.517	118.374	131.318	92.681	58.283	94.553	91.661	84.362	77.757	72.925	106.581	129.215	96.633	
15	T	7.9041	7.9742	7.1787	1.8452	6.2491	3.1999	6.7680	5.3293	5.3463	8.5507	5.1407	4.5652	8.1847		
	S	89.798	80.031	110.934	126.742	84.776	55.826	92.178	83.543	78.814	74.157	71.886	106.786	122.457		

Event: Cooper Tires USF2000 GP of Portland

Round 13 / 14

Track: Portland International Raceway

1.964 mile(s)



Report: Section Data Report

USF2000

Session: Qualifications - Race 2

September 1, 2018

Section Data for Car 38 - DeLuzuriaga, Oscar (R)

Lap	T/SPO to SF	SF to PI
1	T	84.4027
	S	81.977
2	T	
	S	
3	T	
	S	
4	T	
	S	
5	T	69.7174
	S	89.993
6	T	82.9534
	S	83.409
7	T	
	S	
8	T	
	S	
9	T	
	S	
10	T	
	S	
11	T	
	S	
12	T	
	S	
13	T	
	S	
14	T	
	S	
15	T	73.0421
	S	85.897

Event: Cooper Tires USF2000 GP of Portland

Round 13 / 14

Track: Portland International Raceway

1.964 mile(s)



Report: Section Data Report

USF2000

Session: Qualifications - Race 2

September 1, 2018

Section Data for Car 41 - Eves, Braden (R)

Lap	T/S	I9 to I10	I10 to I11	I11 to SF	SF to I1	I1 to I2A	I2A to I2	I2 to I3	I3 to I4	I4 to I5	I5 to I6	I6 to I7	I7 to I8	I8 to I9	Lap	PI to PO	
1	T	6.7864	8.1850	11.6312	3.2338	7.3963	3.4140	6.7344	5.0634	5.2499	8.7206	5.2592	4.6337	7.9069	84.2148	568.3944	
	S	104.588	77.970	68.468	72.319	71.627	52.325	92.638	87.930	80.261	72.712	70.266	105.208	126.759	83.957	1.652	
2	T	6.3860	7.7590	6.7702	1.7966				6.1523	5.6239	11.3041	5.3800	4.6202	7.8062	84.1993		
	S	111.145	82.251	117.628	130.170				72.368	74.924	56.094	68.689	105.515	128.394	83.972		
3	T	6.1852	7.6639	6.7518	1.7898	5.6028	3.2249	6.7142	4.8241	5.0903	8.1405	5.0832	4.5330	7.7445	73.3482		
	S	114.753	83.271	117.948	130.665	94.555	55.393	92.917	92.292	82.778	77.893	72.699	107.545	129.417	96.395		
4	T	6.0799	7.6410	6.7382	1.7863	5.5009	3.1438	6.5703	4.7373	5.0310	8.0779	5.1539	4.5771	7.7700	72.8076		
	S	116.741	83.521	118.186	130.921	96.307	56.822	94.952	93.983	83.753	78.497	71.702	106.508	128.993	97.111		
5	T	6.0375	7.5432	7.4882	1.8942	5.7360	3.1112	6.5434	4.8134	5.0803	8.1740	5.1341	4.5449	7.7221	73.8225		
	S	117.561	84.604	106.349	123.463	92.359	57.417	95.342	92.497	82.941	77.574	71.979	107.263	129.793	95.776		
6	T	6.0998	7.5476	6.6947	1.7754	5.5181	3.1160	6.5458	4.6468	4.9609	8.0946	5.1163	4.5188	7.7385	72.3733		
	S	116.360	84.554	118.954	131.724	96.006	57.329	95.307	95.814	84.937	78.335	72.229	107.883	129.518	97.693		
7	T	6.0566						4.0590	8.6942	6.3849	5.9435	9.0835	5.9238	4.6931	7.8594	205.7909	120.9558
	S	117.190						44.010	71.756	69.731	70.895	69.807	62.383	103.876	127.525	34.357	7.762
8	T	7.1486	8.0481	6.8484	1.8178	5.9346	3.2774	6.6726	4.9561	5.1150	10.2753	5.4580	4.6140	8.0820	78.2479		
	S	99.288	79.296	116.285	128.652	89.268	54.506	93.496	89.834	82.378	61.710	67.707	105.657	124.013	90.359		
9	T	6.4699	7.5733	6.7145	1.7843	5.5840	3.1226	6.5571	4.6613	4.9799	8.2566	5.0668	4.5411	7.7325	73.0439		
	S	109.704	84.267	118.604	131.067	94.873	57.208	95.143	95.516	84.613	76.798	72.935	107.353	129.618	96.797		
10	T	5.9694	7.4665	6.6944	1.7771	5.6674	3.0702	6.4955	4.6068	4.9162	8.0891	5.0169	4.5216	7.7190	72.0101		
	S	118.902	85.473	118.960	131.598	93.477	58.184	96.046	96.646	85.709	78.388	73.660	107.816	129.845	98.186		
11	T	5.8769	7.3816	6.7117	1.7882	5.5585	3.0259	6.4910	4.6103	4.8609	8.0190	5.0607	4.5039	7.7106	71.5992		
	S	120.773	86.456	118.653	130.782	95.309	59.036	96.112	96.572	86.684	79.074	73.023	108.240	129.986	98.750		
12	T	5.9048	7.4400	6.7066	1.7816	5.4935	3.0063	6.4909	4.5901	4.8660	8.0786	5.0004	4.5210	7.7046	71.5844		
	S	120.203	85.777	118.743	131.266	96.436	59.421	96.114	96.997	86.593	78.490	73.903	107.830	130.088	98.770		
13	T	5.8900	7.3777	6.6832	1.7808	5.3900	3.0114	6.5099	4.5645	4.8599	7.9854	4.9739	4.4968	7.7005	71.2240		
	S	120.505	86.501	119.159	131.325	98.288	59.320	95.833	97.541	86.702	79.406	74.297	108.410	130.157	99.270		
14	T	7.2499	7.4183	6.6944	1.8123	6.5463	3.1551	6.6279	5.1317	5.4877	8.2462	5.1793	4.5548	7.7889			
	S	97.901	86.028	118.960	129.042	80.927	56.618	94.127	86.760	76.783	76.895	71.350	107.030	128.680			

Event: Cooper Tires USF2000 GP of Portland

Round 13 / 14

Track: Portland International Raceway

1.964 mile(s)



Report: Section Data Report

USF2000

Session: Qualifications - Race 2

September 1, 2018

Section Data for Car 41 - Eves, Braden (R)

Lap	T/SPO to SF	SF to PI
1	T	87.0438
	S	79.490
2	T	
	S	
3	T	
	S	
4	T	
	S	
5	T	
	S	
6	T	67.6281
	S	92.773
7	T	91.2833
	S	75.798
8	T	
	S	
9	T	
	S	
10	T	
	S	
11	T	
	S	
12	T	
	S	
13	T	
	S	
14	T	72.7051
	S	86.295

Event: Cooper Tires USF2000 GP of Portland

Round 13 / 14

Track: Portland International Raceway

1.964 mile(s)



Report: Section Data Report

USF2000

Session: Qualifications - Race 2

September 1, 2018

Section Data for Car 8 - Kirkwood, Kyle (R)

Lap	T/S	I9 to I10	I10 to I11	I11 to SF	SF to I1	I1 to I2A	I2A to I2	I2 to I3	I3 to I4	I4 to I5	I5 to I6	I6 to I7	I7 to I8	I8 to I9	Lap	PI to PO	
1	T	6.4920	7.8938	6.7641	1.7939	5.6652	3.3720	6.7050	4.9522	5.1342	8.2632	5.1765	4.5318	7.7276	74.4715	599.0492	
	S	109.330	80.846	117.734	130.366	93.514	52.976	93.045	89.905	82.070	76.737	71.389	107.573	129.700	94.941	1.567	
2	T	6.2757	7.6720	6.7043	1.7777	5.4953	3.2213	6.5969	4.7906	4.9814	9.9631	6.8273	4.7366	7.8513	76.8935		
	S	113.099	83.183	118.784	131.554	96.405	55.455	94.569	92.938	84.587	63.644	54.128	102.922	127.657	91.951		
3	T	6.1639	7.5682	6.6614	1.7637	5.4250	3.1899	6.5172	4.7699	4.9628	8.1633	5.0774	4.4635	7.6170	72.3432		
	S	115.150	84.324	119.549	132.598	97.654	56.001	95.726	93.341	84.904	77.676	72.782	109.219	131.584	97.734		
4	T	6.0181	7.5089	6.6365	1.7541	5.4053	3.1384	6.4908	4.7244	4.9327	8.0824	5.0665	4.4876	7.5924	71.8381		
	S	117.940	84.990	119.998	133.324	98.010	56.920	96.115	94.240	85.423	78.453	72.939	108.633	132.010	98.421		
5	T	6.0804	7.5179	6.6496	1.7637	5.5602	3.1993	6.6291	4.8349	4.9982	8.0731	5.0875	4.4693	7.6642	72.5274		
	S	116.731	84.888	119.761	132.598	95.279	55.836	94.110	92.086	84.303	78.544	72.638	109.077	130.773	97.486		
6	T	5.8571	7.4419	6.6577	1.7676	5.4298	3.0544	6.4464	4.6432	4.9350	8.0038	5.0273	4.4741	7.6743	71.4126		
	S	121.182	85.755	119.615	132.306	97.568	58.485	96.777	95.888	85.383	79.224	73.508	108.960	130.601	99.008		
7	T	5.9066	7.4565	6.6548	1.7668	5.4706	3.0648	6.4535	4.6504	4.9278	8.0403	5.0363	4.4895	7.6710	71.5889		
	S	120.166	85.587	119.668	132.366	96.840	58.286	96.671	95.740	85.507	78.864	73.376	108.587	130.657	98.764		
8	T	5.9495						4.4267	7.1473	5.5629	5.9574	9.7990	5.5631	4.6019	7.6907	185.3275	109.9672
	S	119.300						40.354	87.287	80.035	70.729	64.710	66.428	105.935	130.323	38.151	8.538
9	T	6.3899	7.7994	6.7016	1.8192	5.7135	3.1315	6.4649	4.8098	5.0623	8.2341	5.0154	4.4780	7.5648	73.1844		
	S	111.077	81.824	118.832	128.553	92.723	57.045	96.500	92.567	83.236	77.008	73.682	108.866	132.492	96.611		
10	T	6.3652	7.7025	6.6105	1.7655	5.6487	3.1033	6.4797	4.7296	4.9277	8.0318	4.9936	4.4634	7.6233	72.4448		
	S	111.508	82.854	120.470	132.463	93.787	57.563	96.280	94.136	85.509	78.948	74.004	109.222	131.475	97.597		
11	T	5.8061	7.3883	6.6258	1.7587	5.4058	3.0570	6.4168	4.6238	4.9145	7.9992	4.9812	4.4747	7.5915	71.0434		
	S	122.246	86.377	120.191	132.975	98.001	58.435	97.223	96.290	85.739	79.269	74.188	108.946	132.026	99.522		
12	T	5.9044	7.4301	6.5937	1.7599	5.4334	3.0194	6.3961	4.5974	4.8912	7.9782	4.9653	4.4627	7.6041	71.0359		
	S	120.211	85.891	120.776	132.885	97.503	59.163	97.538	96.843	86.147	79.478	74.426	109.239	131.807	99.533		
13	T	5.8175	7.3226	6.5891	1.7509	5.3766	3.1141	6.4879	4.5501	4.8538	7.9402	4.9778	4.4633	7.5824	70.8263		
	S	122.006	87.152	120.861	133.568	98.533	57.364	96.158	97.850	86.811	79.858	74.239	109.224	132.184	99.827		
14	T	5.7558	7.3901	6.5623	1.7408	5.3720	3.0693	6.4393	4.6927	4.9239	7.9623	4.9919	4.4617	7.5199	70.8820		
	S	123.314	86.356	121.354	134.343	98.617	58.201	96.884	94.877	85.575	79.637	74.029	109.263	133.283	99.749		
15	T	8.8827	7.3808	6.6573	1.7686	5.6021	3.1001	6.7623	6.2119	6.0459	8.6697	5.1667	4.4905	8.3493			
	S	79.905	86.465	119.623	132.231	94.567	57.623	92.256	71.673	69.694	73.139	71.524	108.563	120.043			

Event: Cooper Tires USF2000 GP of Portland

Round 13 / 14

Track: Portland International Raceway

1.964 mile(s)



Report: Section Data Report

USF2000

Session: Qualifications - Race 2

September 1, 2018

Section Data for Car 8 - Kirkwood, Kyle (R)

Lap	T/SPO to SF	SF to PI
1	T	80.1751
	S	86.300
2	T	
	S	
3	T	
	S	
4	T	
	S	
5	T	
	S	
6	T	
	S	
7	T	66.2639
	S	94.683
8	T	81.5583
	S	84.836
9	T	
	S	
10	T	
	S	
11	T	
	S	
12	T	
	S	
13	T	
	S	
14	T	
	S	
15	T	77.1518
	S	81.321

Event: Cooper Tires USF2000 GP of Portland

Round 13 / 14

Track: Portland International Raceway

1.964 mile(s)



Report: Section Data Report

USF2000

Session: Qualifications - Race 2

September 1, 2018

Section Data for Car 80 - Van der Watt, Julian (R)

Lap	T/S	I9 to I10	I10 to I11	I11 to SF	SF to I1	I1 to I2A	I2A to I2	I2 to I3	I3 to I4	I4 to I5	I5 to I6	I6 to I7	I7 to I8	I8 to I9	Lap	PI to PO	
1	T	6.7865	8.0831	6.8752	1.8297	5.7143	3.2622	6.7826	5.1044	5.2799	8.6694	5.3018	4.6126	7.8067	76.1084	534.5151	
	S	104.586	78.953	115.831	127.815	92.710	54.759	91.980	87.224	79.805	73.141	69.702	105.689	128.386	92.899	1.756	
2	T	6.5821	7.7783	6.7522	1.7904	5.7427	3.1331	6.6248	4.9166	5.1149	8.3992	5.1668	4.5643	7.7691	74.3345		
	S	107.834	82.046	117.941	130.621	92.252	57.016	94.171	90.556	82.380	75.494	71.523	106.807	129.008	95.116		
3	T	6.3186	7.7941	6.7517	1.7858	5.5999	3.1143	6.6311	4.8052	5.0332	8.2569	5.1041	4.5611	7.7652	73.5212		
	S	112.331	81.880	117.950	130.957	94.604	57.360	94.081	92.655	83.717	76.795	72.402	106.882	129.072	96.168		
4	T	6.1540	7.5841	6.7207	1.7789	5.5086	3.0864	6.5640	4.7593	5.0025	8.0249	5.0698	4.5463	7.9352	72.7347		
	S	115.335	84.147	118.494	131.465	96.172	57.879	95.043	93.549	84.231	79.015	72.892	107.230	126.307	97.208		
5	T	7.1072						3.7128	7.0117	5.5070	5.5461	8.6957	5.2533	4.6455	7.8902	199.0986	122.1905
	S	99.867						48.114	88.975	80.848	75.975	72.920	70.345	104.940	127.028	35.512	7.684
6	T	6.5077	7.8074	6.8456	1.8262	5.6680	3.1911	6.7185	4.8883	5.0426	8.2580	5.0615	4.5471	7.7869	74.1489		
	S	109.067	81.741	116.332	128.060	93.467	55.980	92.858	91.080	83.561	76.785	73.011	107.211	128.713	95.354		
7	T	6.2816	7.5903	6.7257	1.7848	5.6013	3.0537	6.5615	4.7290	4.9269	8.1343	5.0061	4.5391	7.7689	72.7032		
	S	112.992	84.079	118.406	131.031	94.580	58.498	95.079	94.148	85.523	77.953	73.819	107.400	129.011	97.250		
8	T	6.1385	7.4909	6.7031	1.7840	5.4618	3.0699	6.6384	5.0107	5.1884	8.0296	5.0363	4.5502	7.7664	72.8682		
	S	115.626	85.194	118.805	131.089	96.996	58.190	93.978	88.855	81.213	78.969	73.376	107.138	129.052	97.030		
9	T	6.0851	7.5007	6.7064	1.7846	5.4478	3.0388	6.5959	4.6334	4.9291	8.0580	5.0292	4.5537	7.7563	72.1190		
	S	116.641	85.083	118.747	131.045	97.245	58.785	94.584	96.091	85.485	78.691	73.480	107.056	129.220	98.038		
10	T	5.9787	7.4534	6.7037	1.7838	5.4566	3.0358	6.6136	4.6542	4.9046	8.0150	5.0120	4.5526	7.7455	71.9095		
	S	118.717	85.623	118.795	131.104	97.088	58.843	94.330	95.661	85.912	79.113	73.732	107.082	129.401	98.324		
11	T	5.9350	7.4572	6.7087	1.7817	5.3944	3.0111	6.5615	4.6447	4.9238	8.0755	5.0231	4.5448	7.7482	71.8097		
	S	119.591	85.579	118.706	131.259	98.208	59.326	95.079	95.857	85.577	78.520	73.569	107.265	129.356	98.460		
12	T	5.8973	7.4450	6.6887	1.7810	5.3869	3.0282	6.5833	4.6425	4.8889	7.9476	4.9610	4.5124	7.7099	71.4727		
	S	120.356	85.720	119.061	131.310	98.345	58.991	94.765	95.902	86.188	79.784	74.490	108.036	129.998	98.924		
13	T	5.9525	7.3898	6.6645	1.7757	5.3805	3.0201	6.5500	4.8799	4.9911	7.9795	5.0258	4.5520	7.7349	71.8963		
	S	119.239	86.360	119.493	131.702	98.462	59.149	95.246	91.237	84.423	79.465	73.530	107.096	129.578	98.342		
14	T	5.9756	7.4173	6.6940	1.7815	5.4266	3.0041	6.5380	4.6323	4.9629	7.9603	4.9609	4.5307	7.7271	71.6113		
	S	118.778	86.040	118.967	131.273	97.625	59.464	95.421	96.114	84.903	79.657	74.492	107.599	129.709	98.733		
15	T	5.9642															
	S	119.006															

Event: Cooper Tires USF2000 GP of Portland

Round 13 / 14

Track: Portland International Raceway

1.964 mile(s)



Report: Section Data Report

USF2000

Session: Qualifications - Race 2

September 1, 2018

Section Data for Car 80 - Van der Watt, Julian (R)

Lap	T/SPO to SF	SF to PI
1	T	80.5478
	S	85.900
2	T	
	S	
3	T	
	S	
4	T	70.2854
	S	89.266
5	T	80.0593
	S	86.425
6	T	
	S	
7	T	
	S	
8	T	
	S	
9	T	
	S	
10	T	
	S	
11	T	
	S	
12	T	
	S	
13	T	
	S	
14	T	69.2059
	S	90.658
15	T	
	S	

Event: Cooper Tires USF2000 GP of Portland
Track: Portland International Raceway
Report: Section Data Report
Session: Qualifications - Race 2

Round 13 / 14
1.964 mile(s)
USF2000
September 1, 2018



Section Data for Car 81 - Dupell, Kyle (R)

Lap	T/S	I9 to I10	I10 to I11	I11 to SF	SF to I1	I1 to I2A	I2A to I2	I2 to I3	I3 to I4	I4 to I5	I5 to I6	I6 to I7	I7 to I8	I8 to I9	Lap	PI to PO
1	T	6.8170	8.2102	6.8227	1.8386	5.8587	3.3430	6.6787	5.1335	5.2794	8.5199	5.3536	4.5987	7.7216	76.1756	532.8854
	S	104.118	77.730	116.723	127.197	90.425	53.436	93.411	86.730	79.813	74.425	69.027	106.008	129.801	92.817	1.762
2	T	6.4487	7.9153	6.6864	1.7640	5.8190	3.2664	6.6183	4.9669	5.2033	8.3777	5.2220	4.5652	7.7168	74.5700	
	S	110.064	80.626	119.102	132.576	91.042	54.689	94.263	89.639	80.980	75.688	70.767	106.786	129.882	94.816	
3	T	6.3508	7.8233	6.7037	1.7729	5.5941	3.2567	6.6005	4.8802	5.1032	8.2040	5.1166	4.5448	7.6899	73.6407	
	S	111.761	81.575	118.795	131.910	94.702	54.852	94.518	91.231	82.569	77.290	72.225	107.265	130.336	96.012	
4	T	6.1715	7.7285	6.6859	1.7647	5.6067	3.1838	6.5637	4.7548	4.9825	8.1061	5.1102	4.5467	7.7091	72.9142	
	S	115.008	82.575	119.111	132.523	94.489	56.108	95.048	93.637	84.569	78.224	72.315	107.221	130.012	96.969	
5	T	6.5120	7.8912	6.7406	1.7802	5.7196	3.2079	6.6296	4.8251	5.0883	8.1908	5.1975	4.5626	7.7552	74.1006	
	S	108.995	80.873	118.144	131.369	92.624	55.686	94.103	92.273	82.810	77.415	71.101	106.847	129.239	95.416	
6	T	6.2804					3.6452	6.8904	5.6028	5.7333	8.7770	5.3777	4.6102	7.8055	212.1754	138.1403
	S	113.014					49.006	90.541	79.465	73.494	72.245	68.718	105.744	128.406	33.323	6.796
7	T	6.6100	7.8722	6.6984	1.7734	5.8948	3.2524	6.5793	4.9460	5.1977	8.3757	5.0888	4.5013	7.6374	74.4274	
	S	107.379	81.068	118.889	131.873	89.871	54.924	94.822	90.018	81.067	75.706	72.619	108.302	131.232	94.997	
8	T	6.4052	7.7659	6.6615	1.7630	5.6626	3.2209	6.5520	4.8912	5.0832	8.2240	5.4877	5.3075	8.9581	75.9828	
	S	110.812	82.177	119.547	132.651	93.556	55.462	95.217	91.026	82.893	77.102	67.341	91.851	111.885	93.053	
9	T	6.4428	7.4941	6.6593	1.7772	5.5225	3.3244	6.6630	4.7967	5.0251	7.9843	5.0567	4.4979	7.6662	72.9102	
	S	110.165	85.158	119.587	131.591	95.930	53.735	93.631	92.819	83.852	79.417	73.080	108.384	130.739	96.974	
10	T	6.0259	7.5113	6.6874	1.7787	5.4680	3.1245	6.5273	4.6845	4.9801	8.1148	5.0441	4.5228	7.6843	72.1537	
	S	117.787	84.963	119.084	131.480	96.886	57.173	95.578	95.043	84.609	78.140	73.263	107.787	130.431	97.991	
11	T	6.0194	7.5410	6.6881	1.7767	5.4946	3.1695	6.5800	4.6589	4.9421	8.1354	4.9842	4.5101	7.6585	72.1585	
	S	117.914	84.628	119.072	131.628	96.417	56.361	94.812	95.565	85.260	77.942	74.143	108.091	130.871	97.984	
12	T	6.0237	7.5786	6.6676	1.7707	5.5352	3.1256	6.4977	4.6349	4.9536	8.0741	5.0116	4.5028	7.6293	72.0054	
	S	117.830	84.208	119.438	132.074	95.710	57.153	96.013	96.060	85.062	78.534	73.738	108.266	131.372	98.193	
13	T	6.0041	7.5448	6.6377	1.7560	5.5546	3.0533	6.4811	4.6978	5.1991	7.8978	5.0677	4.5114	7.6399	72.0453	
	S	118.215	84.586	119.976	133.180	95.375	58.506	96.259	94.774	81.045	80.287	72.922	108.060	131.189	98.138	
14	T	6.0242	7.5397	6.6217	1.7530	5.3173	3.3143	6.6390	4.7197	5.0485	7.9048	4.9730	4.5056	7.7012	72.0620	
	S	117.820	84.643	120.266	133.408	99.632	53.899	93.970	94.334	83.463	80.216	74.310	108.199	130.145	98.116	
15	T	6.2969														
	S	112.718														

Event: Cooper Tires USF2000 GP of Portland

Round 13 / 14

Track: Portland International Raceway

1.964 mile(s)



Report: Section Data Report

USF2000

Session: Qualifications - Race 2

September 1, 2018

Section Data for Car 81 - Dupell, Kyle (R)

Lap	T/SPO to SF	SF to PI
1	T	80.2489
	S	86.220
2	T	
	S	
3	T	
	S	
4	T	
	S	
5	T	68.3309
	S	91.819
6	T	79.8416
	S	86.660
7	T	
	S	
8	T	
	S	
9	T	
	S	
10	T	
	S	
11	T	
	S	
12	T	
	S	
13	T	
	S	
14	T	68.9428
	S	91.004
15	T	
	S	

Event: Cooper Tires USF2000 GP of Portland

Round 13 / 14

Track: Portland International Raceway

1.964 mile(s)



Report: Section Data Report

USF2000

Session: Qualifications - Race 2

September 1, 2018

Section Data for Car 82 - Tomaselli, Bruna

Lap	T/S	I9 to I10	I10 to I11	I11 to SF	SF to I1	I1 to I2A	I2A to I2	I2 to I3	I3 to I4	I4 to I5	I5 to I6	I6 to I7	I7 to I8	I8 to I9	Lap	PI to PO
1	T	6.8964	8.2337	6.9547	1.8488	5.8948	3.3067	6.8117	5.0923	5.3629	8.6383	5.2660	4.6351	7.8793	76.8207	535.0848
	S	102.919	77.509	114.507	126.495	89.871	54.023	91.587	87.431	78.570	73.405	70.176	105.176	127.203	92.038	1.755
2	T	6.4709	7.9732	6.8222	1.8075	5.7161	3.2563	6.6745	4.9316	5.1091	8.4051	5.1566	4.5876	7.8124	74.7231	
	S	109.687	80.041	116.731	129.385	92.681	54.859	93.470	90.280	82.473	75.441	71.665	106.265	128.293	94.621	
3	T	6.3089	7.8458	6.7711	1.7964	5.5855	3.1585	6.6148	4.8456	5.0014	8.2760	5.3322	4.7101	7.8683	74.1146	
	S	112.503	81.341	117.612	130.185	94.848	56.557	94.313	91.883	84.249	76.618	69.304	103.501	127.381	95.398	
4	T	6.1918	7.6703	6.7482	1.7901	5.5719	3.1319	6.6371	4.7711	5.0314	8.2014	5.0763	4.5722	7.7900	73.1837	
	S	114.631	83.202	118.011	130.643	95.079	57.038	93.996	93.318	83.747	77.315	72.798	106.623	128.661	96.612	
5	T	6.1442	7.6694	6.7556	1.7938	5.6755	3.1371	6.5877	4.7665	5.0748	8.0402	5.0604	4.5710	7.8068	73.0830	
	S	115.519	83.211	117.882	130.373	93.344	56.943	94.701	93.408	83.031	78.865	73.027	106.651	128.385	96.745	
6	T	6.0890	7.5669	6.7452	1.7953	5.6451	3.0553	6.5854	4.7527	4.9310	8.2593	5.1185	4.5933	7.7962	72.9332	
	S	116.566	84.339	118.064	130.264	93.846	58.468	94.734	93.679	85.452	76.773	72.198	106.133	128.559	96.944	
7	T	6.1272	7.6192	6.7170	1.7650	5.6429	3.2283	6.6123	4.7967	4.9959	8.0869	5.0468	4.5687	7.8386	73.0455	
	S	115.840	83.760	118.559	132.501	93.883	55.334	94.349	92.819	84.342	78.410	73.224	106.704	127.864	96.794	
8	T	6.0452	7.5878	6.7617	1.8003	5.6786	3.0376	6.5324	4.6934	5.1055	7.9713	5.0373	4.5586	7.8130	72.6227	
	S	117.411	84.106	117.776	129.903	93.293	58.808	95.503	94.862	82.531	79.547	73.362	106.941	128.283	97.358	
9	T	5.9407	7.5495	6.7426	1.7924	5.5897	3.2024	6.8709	4.7663	5.0785	7.9611	5.0319	4.5361	7.7609	72.8230	
	S	119.476	84.533	118.109	130.475	94.777	55.782	90.798	93.412	82.970	79.649	73.441	107.471	129.144	97.090	
10	T	5.9386	7.5461	6.6478	1.7548	5.6399	3.1610	6.5954	4.8217	5.1963	8.0495	5.2932	4.8660	10.2756	75.7859	
	S	119.519	84.571	119.794	133.271	93.933	56.513	94.591	92.338	81.089	78.774	69.815	100.185	97.539	93.294	
11	T	6.6942	7.6594	6.7219	1.7872	5.5690	3.0804	6.5058	4.8070	5.0191	8.0549	5.0889	4.5502	7.6952	73.2332	
	S	106.028	83.320	118.473	130.855	95.129	57.991	95.893	92.621	83.952	78.721	72.618	107.138	130.246	96.546	
12	T	6.0961	7.6476	6.6835	1.7667	6.1665	3.1573	6.5261	4.6777	4.9298	7.9219	5.1851	4.5709	7.7513	73.0805	
	S	116.431	83.449	119.154	132.373	85.911	56.579	95.595	95.181	85.473	80.043	71.271	106.653	129.304	96.748	
13	T	5.9842	7.5500	6.7154	1.7873	5.6315	3.0268	6.4960	4.7051	4.9532	7.9059	4.9574	4.5505	7.7601	72.0234	
	S	118.608	84.527	118.588	130.847	94.073	59.018	96.038	94.627	85.069	80.205	74.544	107.131	129.157	98.168	
14	T	5.9048	7.4431	6.7242	1.7924	5.6282	3.0188	6.4677	4.6481	4.9199	8.0324	5.0443	4.5383	7.7523	71.9145	
	S	120.203	85.741	118.432	130.475	94.128	59.175	96.458	95.787	85.645	78.942	73.260	107.419	129.287	98.317	
15	T	6.0309	7.4803	6.7163	1.7886	5.6617	2.9994	6.5054	4.6943	4.9928	7.9717	5.0691	4.5866	7.7890	72.2861	
	S	117.689	85.315	118.572	130.752	93.571	59.557	95.899	94.844	84.394	79.543	72.902	106.288	128.678	97.811	
16	T	5.9521	7.4948	6.7113	1.7889	5.7401	3.0085	6.5169	4.7079	4.9944	7.8907	5.0000	4.5515	7.7805	72.1376	
	S	119.247	85.150	118.660	130.730	92.293	59.377	95.730	94.570	84.367	80.359	73.909	107.108	128.819	98.013	
17	T	5.9070														
	S	120.158														

Event: Cooper Tires USF2000 GP of Portland

Round 13 / 14

Track: Portland International Raceway

1.964 mile(s)



Report: Section Data Report

USF2000

Session: Qualifications - Race 2

September 1, 2018

Section Data for Car 82 - Tomaselli, Bruna

Lap	T/SPO to SF	SF to PI
1	T	82.0801
	S	84.297
2	T	
	S	
3	T	
	S	
4	T	
	S	
5	T	
	S	
6	T	
	S	
7	T	
	S	
8	T	
	S	
9	T	
	S	
10	T	
	S	
11	T	
	S	
12	T	
	S	
13	T	
	S	
14	T	
	S	
15	T	
	S	
16	T	70.2921
	S	89.257
17	T	
	S	

Event: Cooper Tires USF2000 GP of Portland

Round 13 / 14

Track: Portland International Raceway

1.964 mile(s)



Report: Section Data Report

USF2000

Session: Qualifications - Race 2

September 1, 2018

Section Data for Car 9 - Dickerson, Dakota

Lap	T/S	I9 to I10	I10 to I11	I11 to SF	SF to I1	I1 to I2A	I2A to I2	I2 to I3	I3 to I4	I4 to I5	I5 to I6	I6 to I7	I7 to I8	I8 to I9	Lap	PI to PO	
1	T	7.1425	8.3591	6.9448	1.8337	5.9411	3.2684	6.7374	5.0375	5.2971	8.5262	5.2304	4.5992	7.8167	76.7341	582.3746	
	S	99.373	76.346	114.670	127.536	89.171	54.656	92.597	88.383	79.546	74.370	70.653	105.997	128.222	92.142	1.612	
2	T	6.6173	7.9376	6.7865	1.7985	5.8221	3.1895	6.6503	4.9239	5.1259	8.3646	5.1357	4.5667	7.7698	74.6884		
	S	107.260	80.400	117.345	130.033	90.993	56.008	93.810	90.422	82.203	75.806	71.956	106.751	128.996	94.665		
3	T	6.3245	7.8074	6.7618	1.7945	5.5796	3.1383	6.5879	4.7859	5.0814	8.2612	5.0430	4.5602	7.7667	73.4924		
	S	112.226	81.741	117.774	130.322	94.948	56.921	94.698	93.029	82.923	76.755	73.279	106.903	129.047	96.206		
4	T	6.1073	7.7074	6.7389	1.7888	5.5858	3.0475	6.5546	4.6993	4.9747	8.1682	5.1207	4.5961	7.7811	72.8704		
	S	116.217	82.801	118.174	130.738	94.843	58.617	95.180	94.743	84.701	77.629	72.167	106.068	128.809	97.027		
5	T	6.1060	7.6840	6.7469	1.7891	5.6285	3.0323	6.5200	4.6769	4.9834	8.1516	5.0297	4.5552	7.7817	72.6853		
	S	116.242	83.053	118.034	130.716	94.123	58.911	95.685	95.197	84.553	77.787	73.473	107.021	128.799	97.274		
6	T	6.0192	7.6513	6.7417	1.7942	5.4380	3.0296	6.5598	4.5958	4.9445	8.1109	5.0510	4.5685	7.7671	72.2716		
	S	117.918	83.408	118.125	130.344	97.421	58.964	95.104	96.877	85.219	78.178	73.163	106.709	129.041	97.831		
7	T	6.0510	7.5701	6.7304	1.7936	5.3757	3.0962	6.5966	4.6163	4.9154	8.0424	4.9861	4.5555	7.7786	72.1079		
	S	117.298	84.303	118.323	130.388	98.550	57.695	94.574	96.447	85.723	78.843	74.115	107.014	128.850	98.053		
8	T	6.0230	7.4664	6.7252	1.7835	5.5614	3.0603	6.5442	4.6242	4.9693	8.0417	5.0015	4.5743	7.7971	72.1721		
	S	117.844	85.474	118.415	131.126	95.259	58.372	95.331	96.282	84.793	78.850	73.887	106.574	128.544	97.966		
9	T	6.0229	7.4999	6.7301	1.7917	5.4119	3.0505	6.6057	4.5919	4.8969	7.9989	5.0120	4.5696	7.7501	71.9321		
	S	117.846	85.092	118.329	130.526	97.890	58.560	94.443	96.959	86.047	79.272	73.732	106.683	129.324	98.293		
10	T	5.9134	7.4709	6.6985	1.7757	5.4318	3.2062	6.6029	4.6780	4.9775	7.9883	5.0554	4.6148	7.7322	72.1456		
	S	120.028	85.422	118.887	131.702	97.532	55.716	94.483	95.175	84.654	79.377	73.099	105.638	129.623	98.002		
11	T	6.0043	7.7060	6.7270	1.7831	6.1367	3.2719	6.7994	4.9107	5.1435	8.2376	5.1224	4.5705	7.7508	74.1639		
	S	118.211	82.816	118.383	131.156	86.329	54.597	91.753	90.665	81.922	76.975	72.143	106.662	129.312	95.335		
12	T	6.1863						3.4610	6.9318	4.9052	5.1889	8.5847	5.0023	4.5385	7.7402	173.9988	101.2712
	S	114.733						51.614	90.000	90.766	81.205	73.863	73.875	107.414	129.489	40.635	9.271
13	T	6.0040	7.4285	6.7155	1.7854	5.4241	3.0682	6.5779	4.6038	4.9066	7.9743	5.0288	4.5586	7.7439	71.8196		
	S	118.217	85.910	118.586	130.987	97.670	58.222	94.842	96.709	85.877	79.517	73.486	106.941	129.427	98.447		
14	T	5.9328	7.4330	6.7273	1.7929	5.4206	3.0098	6.5625	4.6145	4.9274	8.0199	5.0939	4.6199	7.8043	71.9588		
	S	119.635	85.858	118.378	130.439	97.733	59.352	95.065	96.484	85.514	79.065	72.547	105.522	128.426	98.256		
15	T	6.7060															
	S	105.841															

Event: Cooper Tires USF2000 GP of Portland

Round 13 / 14

Track: Portland International Raceway

1.964 mile(s)



Report: Section Data Report

USF2000

Session: Qualifications - Race 2

September 1, 2018

Section Data for Car 9 - Dickerson, Dakota

Lap	T/SPO to SF	SF to PI
1	T	85.9343
	S	80.516
2	T	
	S	
3	T	
	S	
4	T	
	S	
5	T	
	S	
6	T	
	S	
7	T	
	S	
8	T	
	S	
9	T	
	S	
10	T	
	S	
11	T	68.4558
	S	91.652
12	T	78.1464
	S	88.540
13	T	
	S	
14	T	69.5614
	S	90.195
15	T	
	S	

Event: Cooper Tires USF2000 GP of Portland

Round 13 / 14

Track: Portland International Raceway

1.964 mile(s)



Report: Section Data Report

USF2000

Session: Qualifications - Race 2

September 1, 2018

Section Data for Car 90 - Ritter, Kellen (R)

Lap	T/S	I9 to I10	I10 to I11	I11 to SF	SF to I1	I1 to I2A	I2A to I2	I2 to I3	I3 to I4	I4 to I5	I5 to I6	I6 to I7	I7 to I8	I8 to I9	Lap	PI to PO
1	T	7.0077	8.1574	6.8592	1.8076	5.9263	3.3727	6.7504	5.1246	5.3728	8.4386	5.2600	4.6066	7.8592	76.5431	552.3688
	S	101.285	78.233	116.102	129.378	89.394	52.965	92.419	86.880	78.425	75.142	70.256	105.826	127.529	92.371	1.700
2	T	6.6090	7.9070	6.8199	1.8086	5.9025	3.2366	6.7045	5.0128	5.3337	8.2984	5.1427	4.5700	7.8408	75.1865	
	S	107.395	80.711	116.771	129.306	89.754	55.193	93.051	88.818	79.000	76.411	71.858	106.674	127.828	94.038	
3	T	6.3371	7.7158	6.7818	1.8034	5.6681	3.1514	6.6588	4.9572	5.2440	8.3243	5.2071	4.5869	7.7760	74.2119	
	S	112.003	82.711	117.427	129.679	93.466	56.685	93.690	89.814	80.352	76.173	70.970	106.281	128.893	95.273	
4	T	6.3493	7.7051	6.7204	1.7823	5.6478	3.1526	6.6067	4.8773	5.1477	8.2589	5.3332	4.6865	7.8572	74.1250	
	S	111.788	82.826	118.499	131.215	93.802	56.663	94.429	91.286	81.855	76.777	69.292	104.022	127.561	95.385	
5	T	6.2740	7.6333	6.7378	1.7876	5.7020	3.6811	6.7893	5.0366	5.2687	8.2546	5.1604	4.5834	7.8322	74.7410	
	S	113.129	83.605	118.193	130.825	92.910	48.528	91.889	88.398	79.975	76.817	71.612	106.362	127.968	94.599	
6	T	7.3160					3.6624	7.0301	5.6185	5.6369	8.9659	5.5590	4.7510	7.9656	201.8053	125.8264
	S	97.017					48.776	88.742	79.243	74.751	70.723	66.477	102.610	125.825	35.036	7.462
7	T	6.4921	7.8536	6.7981	1.8048	5.6576	3.1991	6.6512	4.9627	5.2573	8.3756	5.1424	4.5646	7.8079	74.5670	
	S	109.329	81.260	117.145	129.579	93.639	55.840	93.797	89.715	80.148	75.707	71.862	106.800	128.366	94.819	
8	T	6.3192	7.6531	6.7634	1.8008	5.6215	3.1450	6.5924	4.8571	5.1375	8.2278	5.0718	4.5670	7.7912	73.5478	
	S	112.320	83.389	117.746	129.867	94.240	56.800	94.634	91.665	82.017	77.067	72.863	106.744	128.642	96.133	
9	T	6.2804	7.6147	6.7454	1.7958	5.5747	3.1226	6.5744	4.8114	5.1367	8.0612	5.0709	4.5729	7.7818	73.1429	
	S	113.014	83.809	118.060	130.228	95.032	57.208	94.893	92.536	82.030	78.660	72.876	106.606	128.797	96.666	
10	T	6.2797	7.5534	6.7462	1.7986	5.5666	3.0897	6.6169	4.7653	5.1341	8.0618	5.0294	4.5738	7.7943	73.0098	
	S	113.027	84.489	118.046	130.025	95.170	57.817	94.283	93.431	82.072	78.654	73.477	106.585	128.590	96.842	
11	T	6.2334	7.5059	6.7441	1.7996	5.6201	3.0433	6.5852	4.7349	5.0965	8.1495	4.9787	4.5252	7.7647	72.7811	
	S	113.866	85.024	118.083	129.953	94.264	58.698	94.737	94.031	82.677	77.807	74.225	107.730	129.081	97.146	
12	T	6.0947	7.5195	6.7451	1.7985	5.6816	3.0610	6.5559	4.7174	5.0330	8.0077	5.0155	4.5216	7.7600	72.5115	
	S	116.457	84.870	118.066	130.033	93.244	58.359	95.161	94.380	83.720	79.185	73.681	107.816	129.159	97.507	
13	T	6.0418	7.4908	6.7413	1.7949	5.5205	3.0265	6.5631	4.6879	5.0202	7.9760	4.9767	4.5276	7.7760	72.1433	
	S	117.477	85.195	118.132	130.293	95.965	59.024	95.056	94.974	83.934	79.500	74.255	107.673	128.893	98.005	
14	T	6.0942	7.4675	6.7210	1.7931	6.0898	3.1791	6.5997	4.8833	5.1235	8.0659	5.0408	4.5287	7.7169	73.3035	
	S	116.467	85.461	118.489	130.424	86.993	56.191	94.529	91.173	82.241	78.614	73.311	107.647	129.880	96.454	
15	T	6.3562														
	S	111.666														

Event: Cooper Tires USF2000 GP of Portland

Round 13 / 14

Track: Portland International Raceway

1.964 mile(s)



Report: Section Data Report

USF2000

Session: Qualifications - Race 2

September 1, 2018

Section Data for Car 90 - Ritter, Kellen (R)

Lap	T/SPO to SF	SF to PI
1	T	81.5383
	S	84.857
2	T	
	S	
3	T	
	S	
4	T	
	S	
5	T	70.9375
	S	88.445
6	T	80.2811
	S	86.186
7	T	
	S	
8	T	
	S	
9	T	
	S	
10	T	
	S	
11	T	
	S	
12	T	
	S	
13	T	
	S	
14	T	70.8790
	S	88.518
15	T	
	S	

Event: Cooper Tires USF2000 GP of Portland
 Track: Portland International Raceway
 Report: Section Data Report
 Session: Qualifications - Race 2

Round 13 / 14
 1.964 mile(s)
 USF2000
 September 1, 2018



Section Data for Car 91 - Fraga, Igor (R)

Lap	T/S	I9 to I10	I10 to I11	I11 to SF	SF to I1	I1 to I2A	I2A to I2	I2 to I3	I3 to I4	I4 to I5	I5 to I6	I6 to I7	I7 to I8	I8 to I9	Lap	PI to PO
1	T	6.8463	7.9821	6.9123	1.8352	5.6130	3.3142	6.6801	5.0682	5.2369	8.1635	5.1884	4.5898	7.8040	75.2340	575.6112
	S	103.672	79.952	115.210	127.432	94.383	53.900	93.391	87.847	80.461	77.674	71.225	106.214	128.431	93.979	1.631
2	T	6.2707	7.7341	6.7488	1.7919	5.5374	3.2241	6.6188	4.9283	5.1408	8.0051	5.1827	4.5437	7.7547	73.4811	
	S	113.189	82.515	118.001	130.512	95.672	55.407	94.256	90.341	81.965	79.211	71.304	107.291	129.247	96.221	
3	T	6.1924	7.5838	6.7315	1.7875	5.5144	3.1332	6.5700	4.7926	5.0565	8.0443	5.0358	4.5170	7.7261	72.6851	
	S	114.620	84.151	118.304	130.833	96.071	57.014	94.956	92.899	83.331	78.825	73.384	107.926	129.726	97.274	
4	T	6.0792	7.4745	6.6995	1.7807	5.4525	3.0984	6.5368	4.6897	5.0188	7.9402	5.0824	4.5396	7.7350	72.1273	
	S	116.754	85.381	118.869	131.332	97.161	57.654	95.439	94.937	83.957	79.858	72.711	107.388	129.576	98.027	
5	T	6.0115	7.4850	6.6958	1.7792	5.4082	3.0981	6.5338	5.0150	5.3122	8.2827	5.1385	4.5916	7.7764	73.1280	
	S	118.069	85.261	118.935	131.443	97.957	57.660	95.483	88.779	79.320	76.556	71.917	106.172	128.886	96.685	
6	T	6.6189					4.0719	7.5960	5.7304	6.1764	8.8968	5.4807	4.8527	8.6234	323.2883	243.9953
	S	107.234					43.871	82.131	77.696	68.222	71.272	67.427	100.460	116.227	21.870	3.848
7	T	6.6915	7.6966	7.1925	2.0566	5.9460	3.1112	6.5419	4.7716	5.0418	8.0774	5.1189	4.5013	7.7051	74.4524	
	S	106.071	82.917	110.721	113.714	89.097	57.417	95.364	93.308	83.574	78.502	72.192	108.302	130.079	94.965	
8	T	5.9895	7.4663	6.7276	1.7885	5.4997	3.0769	6.5115	4.6458	4.9693	7.9627	5.0264	4.5124	7.7018	71.8784	
	S	118.503	85.475	118.373	130.760	96.328	58.057	95.810	95.834	84.793	79.633	73.521	108.036	130.135	98.366	
9	T	5.8887	7.4318	6.7135	1.7883	5.4095	3.0423	6.4663	4.6272	4.9590	8.0028	4.9837	4.5164	7.7106	71.5401	
	S	120.531	85.872	118.621	130.774	97.934	58.718	96.479	96.220	84.969	79.234	74.151	107.940	129.986	98.831	
10	T	5.8589	7.5289	6.7585	1.7922	5.4372	3.0422	6.4847	4.6500	4.9779	8.1445	4.9724	4.4897	7.6845	71.8216	
	S	121.144	84.764	117.831	130.490	97.435	58.719	96.205	95.748	84.647	77.855	74.319	108.582	130.428	98.444	
11	T	5.9514	7.4573	6.6961	1.7821	5.4200	3.0826	6.5105	4.6346	4.9835	7.9788	5.0005	4.5361	7.7149	71.7484	
	S	119.261	85.578	118.929	131.229	97.744	57.950	95.824	96.066	84.552	79.472	73.902	107.471	129.914	98.544	
12	T	5.9150	7.4368	6.6723	1.7776	5.2908	3.0690	6.5724	4.9681	5.0599	8.2471	5.0444	4.5030	7.6911	72.2475	
	S	119.995	85.814	119.354	131.561	100.131	58.207	94.922	89.617	83.275	76.887	73.259	108.261	130.316	97.864	
13	T	6.4651														
	S	109.785														

Event: Cooper Tires USF2000 GP of Portland

Round 13 / 14

Track: Portland International Raceway

1.964 mile(s)



Report: Section Data Report

USF2000

Session: Qualifications - Race 2

September 1, 2018

Section Data for Car 91 - Fraga, Igor (R)

Lap	T/SPO to SF	SF to PI
1	T	81.4438
	S	84.955
2	T	
	S	
3	T	
	S	
4	T	
	S	
5	T	69.9363
	S	89.712
6	T	83.8730
	S	82.495
7	T	
	S	
8	T	
	S	
9	T	
	S	
10	T	
	S	
11	T	
	S	
12	T	68.8150
	S	91.173
13	T	
	S	

Event: Cooper Tires USF2000 GP of Portland

Round 13 / 14

Track: Portland International Raceway

1.964 mile(s)



Report: Section Data Report

USF2000






Session: Qualifications - Race 2

September 1, 2018

Section Data for Car

Report Support Information

Section Legend	
Name	Length
I9 to I10	0.197159 miles
I10 to I11	0.177273 miles
I11 to SF	0.221212 miles
SF to I1	0.064962 miles
I1 to I2A	0.147159 miles
I2A to I2	0.049621 miles
I2 to I3	0.173295 miles
I3 to I4	0.123674 miles
I4 to I5	0.117045 miles
I5 to I6	0.176136 miles
I6 to I7	0.102652 miles
I7 to I8	0.135417 miles
I8 to I9	0.278409 miles
I1 to I2	0.196780 miles
Lap	1.964000 miles
PI to PO	0.260795 miles
PO to SF	1.921970 miles
SF to PI	1.742803 miles
PO to I2A	0.170076 miles
I10 to PI	0.177273 miles
PO to PI	1.681818 miles

Color Legend	
	Fastest Lap
	Section Under Caution
	Section Under Green
	Section Time Data
	Section Speed Data

