

Event: USF2000 Royal Purple GP of Indy

Round 3 / 4

Track: Indianapolis Motor Speedway RC

2.439 mile(s)



Report: Section Data Report

USF2000

Session: Qualifications - Race 2

May 11, 2018

Section Data for Car 10 - Holden, Zach (R)

Lap	T/S	I6 to I7	I7 to I8	I8 to I9	I9 to SF	SF to I1	I1 to I2	I2 to I3A	I3A to I3	I3 to I4	I4 to I5A	I5A to I5	I5 to I6	Lap	PI to PO	PO to SF
1	T	5.9015	7.6867	8.9303	4.7846	6.6901	10.1364	4.1225	8.7727	9.8256	6.7349	5.4357	7.9327	86.9537	176.1992	86.2800
	S	119.115	71.404	95.894	123.692	136.769	89.798	94.768	95.285	125.044	88.582	85.546	93.084	100.978	8.062	93.426
2	T	5.8747	7.5538	8.9484	4.7803	6.6694	10.0617	4.1450	8.7690	9.7903	6.6183	5.3474	7.9347	86.4930		
	S	119.658	72.661	95.700	123.804	137.194	90.465	94.254	95.325	125.495	90.143	86.958	93.061	101.516		
3	T	5.8307	7.6749	8.9439	4.7464	6.6177	10.0640	4.1143	8.8485	9.8865	7.0562	5.3433	8.1134	87.2398		
	S	120.561	71.514	95.748	124.688	138.266	90.444	94.957	94.469	124.274	84.548	87.025	91.011	100.647		
4	T	5.9619	7.7871	9.4877	5.3114	7.0674	10.5029	4.1265	8.7554	9.7985	6.7472	5.3230	7.9472	88.8162		
	S	117.908	70.484	90.260	111.424	129.468	86.664	94.676	95.474	125.390	88.421	87.357	92.914	98.860		
5	T	5.8270	7.9676	9.2300	4.8038	6.6876	10.6531	4.2182	9.0565	9.8804	6.8805	5.4190	8.2162	88.8399		
	S	120.637	68.887	92.780	123.198	136.820	85.442	92.618	92.299	124.351	86.707	85.809	89.872	98.834		
6	T	5.9675						4.4147	9.5148	13.2113	9.2120	7.3357	8.5345	312.4949	217.7637	97.9655
	S	117.797						88.496	87.854	92.999	64.762	63.389	86.520	28.098	6.523	82.282
7	T	5.9965	7.6336	9.2880	5.6651	8.6800	10.5592	4.1322	8.7334	9.7765	6.6757	5.3325	7.8654	90.3381		
	S	117.227	71.901	92.201	104.467	105.415	86.202	94.546	95.714	125.672	89.368	87.201	93.881	97.195		
8	T	5.8301	7.4294	8.9545	4.7600	6.6367	9.9120	4.0749	8.6422	9.7707	6.6146	5.2674	7.8141	85.7066		
	S	120.573	73.877	95.635	124.332	137.870	91.831	95.875	96.724	125.747	90.193	88.279	94.497	102.447		
9	T	5.8158	7.4249	8.9546	4.7659	6.6472	9.9227	4.1199	8.6704	9.7665	6.5287	5.2479	7.8803	85.7448		
	S	120.870	73.922	95.634	124.178	137.652	91.732	94.828	96.410	125.801	91.380	88.607	93.703	102.402		
10	T	5.8739	7.7104	9.1484	4.7822	6.6384	10.1171	4.1043	8.6975	9.8648	6.8467	5.2776	7.9901	87.0514		
	S	119.674	71.185	93.608	123.754	137.834	89.969	95.188	96.109	124.548	87.136	88.108	92.416	100.865		
11	T	5.8702	8.4646	8.9954	4.7824	6.6548	10.8025	4.7099	9.7577	10.3350	8.3774	5.5480	8.4067	92.7046		
	S	119.750	64.842	95.200	123.749	137.495	84.261	82.949	85.667	118.881	71.214	83.814	87.836	94.714		
12	T	6.0433														
	S	116.320														

Event: USF2000 Royal Purple GP of Indy

Round 3 / 4

Track: Indianapolis Motor Speedway RC

2.439 mile(s)



Report: Section Data Report

USF2000

Session: Qualifications - Race 2

May 11, 2018

Section Data for Car 10 - Holden, Zach (R)

Lap	T/SF to PI	
1	T	
	S	
2	T	
	S	
3	T	
	S	
4	T	
	S	
5	T	86.3604
	S	92.672
6	T	
	S	
7	T	
	S	
8	T	
	S	
9	T	
	S	
10	T	
	S	
11	T	94.2927
	S	84.876
12	T	
	S	

Event: USF2000 Royal Purple GP of Indy

Round 3 / 4

Track: Indianapolis Motor Speedway RC

2.439 mile(s)



Report: Section Data Report

USF2000

Session: Qualifications - Race 2

May 11, 2018

Section Data for Car 11 - Enders, Kory

Lap	T/S	I6 to I7	I7 to I8	I8 to I9	I9 to SF	SF to I1	I1 to I2	I2 to I3A	I3A to I3	I3 to I4	I4 to I5A	I5A to I5	I5 to I6	Lap	PI to PO	PO to SF
1	T	5.8969	7.8368	8.9373	4.7391	6.6099	10.2320	4.1035	8.7746	9.7505	6.7571	5.3357	7.9494	86.9228	169.6630	85.6805
	S	119.207	70.037	95.819	124.880	138.429	88.959	95.207	95.265	126.008	88.291	87.149	92.889	101.014	8.373	94.080
2	T	5.8997	7.5663	8.9983	4.7445	6.6106	10.1070	4.1068	8.8359	9.7329	6.6527	5.3734	7.8830	86.5111		
	S	119.151	72.541	95.169	124.738	138.414	90.059	95.130	94.604	126.235	89.677	86.537	93.671	101.494		
3	T	5.8268	7.5696	9.1266	4.7780	6.6762	10.0557	4.0948	8.7173	9.8205	6.7503	5.3412	7.8640	86.6210		
	S	120.642	72.509	93.832	123.863	137.054	90.519	95.409	95.891	125.109	88.380	87.059	93.897	101.366		
4	T	5.8238	7.5445	9.0655	4.7692	6.6687	9.9626	4.1060	8.7725	9.8478	6.5994	5.3668	7.8826	86.4094		
	S	120.704	72.750	94.464	124.092	137.208	91.364	95.149	95.287	124.763	90.401	86.644	93.676	101.614		
5	T	5.8157						4.0706	9.2349	9.8577	7.2686	5.5027	8.1754	252.4118	169.9103	86.5499
	S	120.872						95.976	90.516	124.637	82.078	84.504	90.321	34.786	8.361	93.135
6	T	5.9227	7.5980	8.9789	4.7533	6.6698	10.2405	4.0452	8.7189	9.7989	6.6049	5.3561	7.9110	86.5982		
	S	118.688	72.238	95.375	124.507	137.186	88.885	96.579	95.873	125.385	90.326	86.817	93.340	101.392		
7	T	5.8408	7.4478	8.9049	4.7445	6.6695	9.9216	4.0235	8.6894	9.7545	6.6931	5.3158	7.8536	85.8590		
	S	120.352	73.695	96.168	124.738	137.192	91.742	97.100	96.199	125.956	89.135	87.475	94.022	102.265		
8	T	5.8378	7.3932	8.9677	4.7445	6.6156	10.0442	4.0142	8.7187	9.7839	6.5996	5.4181	7.8825	86.0200		
	S	120.414	74.239	95.494	124.738	138.309	90.622	97.325	95.875	125.577	90.398	85.823	93.677	102.074		
9	T	5.8300	7.5377	8.9387	4.7457	6.5968	9.9235	4.0462	8.9992	9.8034	6.6469	5.3217	7.9699	86.3597		
	S	120.575	72.816	95.804	124.706	138.704	91.724	96.555	92.887	125.328	89.755	87.378	92.650	101.672		
10	T	5.8258	7.4130	8.9814	4.7507	6.6182	9.9739	4.1394	8.7472	9.7510	6.5778	5.2893	7.9183	85.9860		
	S	120.662	74.041	95.349	124.575	138.255	91.261	94.381	95.563	126.001	90.698	87.913	93.253	102.114		
11	T	5.8076	7.4179	9.0880	4.7435	6.5972	10.0306	4.7553	8.9770	11.2049	8.0511	5.6560	7.9831	90.3122		
	S	121.040	73.992	94.230	124.764	138.695	90.745	82.157	93.117	109.652	74.101	82.214	92.497	97.223		
12	T	5.8733	7.5225	9.0585	4.7567	6.6112	9.9842	4.0389	8.7459	9.7083	6.5920	5.3043	7.9184	86.1142		
	S	119.686	72.963	94.537	124.418	138.402	91.167	96.730	95.577	126.555	90.502	87.665	93.252	101.962		
13	T	5.8289														
	S	120.598														

Event: USF2000 Royal Purple GP of Indy

Round 3 / 4

Track: Indianapolis Motor Speedway RC

2.439 mile(s)



Report: Section Data Report

USF2000

Session: Qualifications - Race 2

May 11, 2018

Section Data for Car 11 - Enders, Kory

Lap	T/SF to PI
1	T
	S
2	T
	S
3	T
	S
4	T 82.4109
	S 97.113
5	T
	S
6	T
	S
7	T
	S
8	T
	S
9	T
	S
10	T
	S
11	T
	S
12	T 89.1034
	S 89.819
13	T
	S

Event: USF2000 Royal Purple GP of Indy

Round 3 / 4

Track: Indianapolis Motor Speedway RC

2.439 mile(s)



Report: Section Data Report

USF2000

Session: Qualifications - Race 2

May 11, 2018

Section Data for Car 12 - Sierra, Jose (R)

Lap	T/S	I6 to I7	I7 to I8	I8 to I9	I9 to SF	SF to I1	I1 to I2	I2 to I3A	I3A to I3	I3 to I4	I4 to I5A	I5A to I5	I5 to I6	Lap	PI to PO	PO to SF
1	T	5.8767	7.7181	9.0869	4.7732	6.6912	10.0825	4.0883	8.7548	9.8032	6.7050	5.2759	7.9460	86.8018	170.2106	85.8353
	S	119.617	71.114	94.242	123.988	136.747	90.278	95.561	95.480	125.330	88.977	88.137	92.928	101.155	8.346	93.910
2	T	5.8353	7.5716	9.0626	4.7718	6.6738	10.1131	4.1384	8.9262	10.3770	7.5000	5.3703	7.9422	88.2823		
	S	120.466	72.490	94.494	124.024	137.103	90.005	94.404	93.647	118.400	79.545	86.587	92.973	99.458		
3	T	5.8127	7.9275	8.8742	4.6940	6.4948	10.0113	4.1220	8.7415	9.7388	6.6500	5.3804	7.9042	86.3514		
	S	120.934	69.235	96.500	126.080	140.882	90.920	94.780	95.625	126.159	89.713	86.425	93.420	101.682		
4	T	5.7974	7.5400	8.9279	4.7228	6.5809	9.9772	4.1013	8.8170	9.7900	6.6860	5.3062	7.8858	86.1325		
	S	121.253	72.794	95.920	125.311	139.039	91.231	95.258	94.807	125.499	89.230	87.633	93.638	101.941		
5	T	5.8143						4.2668	9.4140	10.0572	7.2475	5.5016	8.0814	328.2182	243.3692	88.6349
	S	120.901						91.563	88.794	122.165	82.317	84.521	91.371	26.752	5.837	90.944
6	T	5.8958	7.8220	8.9975	4.7631	6.6770	9.9996	4.0197	8.6423	9.6955	6.7220	5.2361	7.9657	86.4363		
	S	119.230	70.169	95.178	124.251	137.038	91.026	97.192	96.723	126.722	88.752	88.807	92.699	101.582		
7	T	5.8391	7.5379	8.8560	4.7443	6.6185	9.8389	4.0640	8.6925	9.7056	6.6437	5.3142	7.8744	85.7291		
	S	120.387	72.814	96.699	124.743	138.249	92.513	96.132	96.164	126.590	89.798	87.501	93.773	102.420		
8	T	5.8067	7.6000	8.9741	4.7411	6.5923	9.8032	4.0593	8.7455	9.7711	6.6591	5.1763	7.9974	85.9261		
	S	121.059	72.219	95.426	124.827	138.798	92.850	96.244	95.582	125.742	89.590	89.833	92.331	102.185		
9	T	5.8353	7.5235	8.8969	4.7366	6.5892	9.8488	4.0706	8.6718	9.6803	6.7347	5.2208	8.2955	86.1040		
	S	120.466	72.953	96.254	124.946	138.864	92.420	95.976	96.394	126.921	88.585	89.067	89.013	101.974		
10	T	5.9686	7.5340	9.1385	4.7836	6.7742	10.3749	4.0571	8.8411	9.7282	6.7015	5.3584	7.9367	87.1968		
	S	117.775	72.852	93.709	123.718	135.071	87.734	96.296	94.548	126.296	89.023	86.780	93.037	100.696		
11	T	5.8270	7.7994	8.9917	4.7533	6.5866	9.8883	4.0505	8.7731	9.6609	6.6564	5.2495	7.9371	86.1738		
	S	120.637	70.373	95.239	124.507	138.918	92.051	96.453	95.281	127.176	89.627	88.580	93.033	101.892		
12	T	5.9053														
	S	119.038														

Event: USF2000 Royal Purple GP of Indy

Round 3 / 4

Track: Indianapolis Motor Speedway RC

2.439 mile(s)



Report: Section Data Report

USF2000

Session: Qualifications - Race 2

May 11, 2018

Section Data for Car 12 - Sierra, Jose (R)

Lap	T/SF to PI
1	T
	S
2	T
	S
3	T
	S
4	T 82.8369
	S 96.614
5	T
	S
6	T
	S
7	T
	S
8	T
	S
9	T
	S
10	T
	S
11	T 88.9659
	S 89.958
12	T
	S

Event: USF2000 Royal Purple GP of Indy

Round 3 / 4

Track: Indianapolis Motor Speedway RC

2.439 mile(s)



Report: Section Data Report

USF2000

Session: Qualifications - Race 2

May 11, 2018

Section Data for Car 14 - Peichel, Max (R)

Lap	T/S	I6 to I7	I7 to I8	I8 to I9	I9 to SF	SF to I1	I1 to I2	I2 to I3A	I3A to I3	I3 to I4	I4 to I5A	I5A to I5	I5 to I6	Lap	PI to PO	PO to SF
1	T	5.9363	7.7591	9.0444	4.7659	6.6706	10.3064	4.1824	8.7379	9.7947	6.7142	5.3326	7.9671	87.2116	188.7980	87.8337
	S	118.416	70.738	94.684	124.178	137.169	88.317	93.411	95.665	125.439	88.855	87.199	92.682	100.679	7.524	91.773
2	T	5.8259	7.5685	8.9772	4.7709	6.6517	10.1700	4.1053	8.7898	9.8012	6.6910	5.3408	7.9067	86.5990		
	S	120.660	72.519	95.393	124.047	137.559	89.501	95.165	95.100	125.356	89.163	87.066	93.390	101.391		
3	T	5.8786	7.5730	8.9992	4.7448	6.5764	10.4109	4.1933	8.8376	9.8907	6.7197	5.3427	7.9577	87.1246		
	S	119.579	72.476	95.160	124.730	139.134	87.430	93.168	94.586	124.221	88.782	87.035	92.792	100.780		
4	T	5.8706	7.6169	9.0081	4.8089	6.7387	10.0638	4.1543	8.7694	9.8865	6.7259	5.4139	8.0516	87.1086		
	S	119.742	72.059	95.066	123.067	135.783	90.446	94.043	95.321	124.274	88.701	85.890	91.710	100.798		
5	T	5.8785	7.6925	9.0913	4.8352	6.7453	10.0882	4.1370	8.8383	9.9013	6.5627	5.4342	8.0305	87.2350		
	S	119.581	71.350	94.196	122.398	135.650	90.227	94.436	94.578	124.088	90.906	85.569	91.951	100.652		
6	T	6.0208						4.1810	8.8865	9.8732	6.7054	5.3618	8.0273	161.9472	77.2192	86.0033
	S	116.754						93.442	94.065	124.442	88.972	86.725	91.987	54.218	18.397	93.727
7	T	5.9104	7.6413	8.9870	4.8164	6.7586	10.0625	4.1257	8.8020	9.8729	6.6394	5.3425	7.9982	86.9569		
	S	118.935	71.829	95.289	122.876	135.383	90.457	94.695	94.968	124.445	89.856	87.038	92.322	100.974		
8	T	5.8829	7.6120	9.0124	4.8099	6.7423	10.1653	4.1170	8.9187	9.9059	6.5924	5.4441	8.0435	87.2464		
	S	119.491	72.105	95.021	123.042	135.710	89.543	94.895	93.725	124.031	90.497	85.414	91.802	100.639		
9	T	5.9525	7.6463	8.9791	4.8066	6.7223	10.0683	4.1507	8.8302	9.8999	6.9598	5.6154	8.3423	87.9734		
	S	118.094	71.782	95.373	123.126	136.114	90.405	94.124	94.665	124.106	85.720	82.808	88.514	99.807		
10	T	6.0836													296.8937	
	S	115.549													4.785	

Event: USF2000 Royal Purple GP of Indy

Round 3 / 4

Track: Indianapolis Motor Speedway RC

2.439 mile(s)



Report: Section Data Report

USF2000

Session: Qualifications - Race 2

May 11, 2018

Section Data for Car 14 - Peichel, Max (R)

Lap	T/SF to PI	
1	T	
	S	
2	T	
	S	
3	T	
	S	
4	T	
	S	
5	T	85.8173
	S	93.258
6	T	
	S	
7	T	
	S	
8	T	
	S	
9	T	86.0640
	S	92.991
10	T	
	S	

Event: USF2000 Royal Purple GP of Indy

Round 3 / 4

Track: Indianapolis Motor Speedway RC

2.439 mile(s)



Report: Section Data Report

USF2000

Session: Qualifications - Race 2

May 11, 2018

Section Data for Car 19 - Baron, Alex

Lap	T/S	I6 to I7	I7 to I8	I8 to I9	I9 to SF	SF to I1	I1 to I2	I2 to I3A	I3A to I3	I3 to I4	I4 to I5A	I5A to I5	I5 to I6	Lap	PI to PO	PO to SF
1	T	5.8948	7.6675	8.9305	4.7436	6.6151	10.0199	4.0239	8.7517	9.6909	6.6041	5.2911	7.8850	86.1181	462.9098	87.9422
	S	119.250	71.583	95.892	124.761	138.320	90.842	97.090	95.514	126.782	90.336	87.883	93.647	101.958	3.069	91.660
2	T	5.8105	7.4209	8.8894	4.7348	6.5820	9.8847	4.0177	8.7061	9.6587	6.6077	5.2644	7.8972	85.4741		
	S	120.980	73.962	96.335	124.993	139.015	92.084	97.240	96.014	127.205	90.287	88.329	93.503	102.726		
3	T	5.7802	7.4715	8.9181	4.6997	6.4731	10.4525	4.0997	8.8139	9.6692	6.4419	5.2177	7.8403	85.8778		
	S	121.614	73.461	96.025	125.927	141.354	87.082	95.295	94.840	127.067	92.611	89.120	94.181	102.243		
4	T	5.8032	7.5470	8.9516	4.7302	6.5603	9.9295	4.0423	8.7688	9.6272	6.6306	5.2997	7.8845	85.7749		
	S	121.132	72.726	95.666	125.115	139.475	91.669	96.648	95.328	127.621	89.975	87.741	93.653	102.366		
5	T	5.7921	7.4806	8.9844	4.7082	6.7667	14.2930	6.3410	13.9157	19.5746	7.4774	5.2863	7.8842	108.5042		
	S	121.364	73.372	95.317	125.699	135.221	63.683	61.612	60.069	62.767	79.786	87.963	93.657	80.922		
6	T	5.8371	7.5105	8.8917	4.7443	6.5901	9.9091	4.0204	9.0065	9.9812	6.6235	5.2249	7.9103	86.2496		
	S	120.429	73.080	96.310	124.743	138.845	91.858	97.175	92.812	123.095	90.072	88.997	93.348	101.802		
7	T	5.8227	7.5182	8.9090	4.7394	6.5808	19.2669	4.0812	8.9347	9.7282	6.6044	5.2351	7.9064	95.3270		
	S	120.727	73.005	96.123	124.872	139.041	47.243	95.727	93.558	126.296	90.332	88.824	93.394	92.108		
8	T	5.8070	7.5261	8.9337	4.7442	6.6042	9.9151	4.0328	8.8058	9.7264	6.5222	5.2318	7.8900	85.7393		
	S	121.053	72.928	95.858	124.746	138.548	91.802	96.876	94.927	126.320	91.471	88.880	93.588	102.408		
9	T	5.8115	7.4832	8.9303	4.7291	6.5629	9.9117	4.0979	8.8764	9.6632	6.6180	5.2496	7.9248	85.8586		
	S	120.959	73.346	95.894	125.144	139.420	91.834	95.337	94.172	127.146	90.147	88.578	93.177	102.266		
10	T	5.8255	7.5105	8.9127	4.7297	6.5423	9.9975	4.0046	8.8360	9.6442	6.6147	5.2283	7.9632	85.8092		
	S	120.669	73.080	96.084	125.128	139.859	91.045	97.558	94.603	127.396	90.192	88.939	92.728	102.325		
11	T	6.0459	12.2943													
	S	116.270	44.644													

Event: USF2000 Royal Purple GP of Indy

Round 3 / 4

Track: Indianapolis Motor Speedway RC

2.439 mile(s)



Report: Section Data Report

USF2000

Session: Qualifications - Race 2

May 11, 2018

Section Data for Car 19 - Baron, Alex

Lap	T/SF to PI	
1	T	
	S	
2	T	
	S	
3	T	
	S	
4	T	
	S	
5	T	
	S	
6	T	
	S	
7	T	
	S	
8	T	
	S	
9	T	
	S	
10	T	93.7727
	S	85.347
11	T	
	S	

Event: USF2000 Royal Purple GP of Indy

Round 3 / 4

Track: Indianapolis Motor Speedway RC

2.439 mile(s)



Report: Section Data Report

USF2000

Session: Qualifications - Race 2

May 11, 2018

Section Data for Car 20 - Roe, James (R)

Lap	T/S	I6 to I7	I7 to I8	I8 to I9	I9 to SF	SF to I1	I1 to I2	I2 to I3A	I3A to I3	I3 to I4	I4 to I5A	I5A to I5	I5 to I6	Lap	PI to PO	PO to SF
1	T	6.2756	8.2308	8.9083	4.6919	6.6171	10.4913	4.1071	8.7555	9.7058	6.7518	5.4081	7.9734	87.9167	176.0997	96.3904
	S	112.014	66.684	96.131	126.136	138.278	86.760	95.124	95.472	126.588	88.360	85.982	92.609	99.872	8.067	83.627
2	T	5.8574	7.6576	8.8056	4.7147	6.5573	10.5238	4.1721	8.8001	9.7279	6.7155	5.2806	8.0022	86.8148		
	S	120.011	71.676	97.252	125.526	139.539	86.492	93.642	94.989	126.300	88.838	88.058	92.276	101.139		
3	T	5.8144	7.6486	8.8415	4.7131	6.5223	10.1065	4.1294	8.7040	9.7423	6.7756	5.3437	7.9190	86.2604		
	S	120.899	71.760	96.857	125.569	140.288	90.064	94.610	96.037	126.114	88.050	87.018	93.245	101.789		
4	T	5.8336	7.7081	8.9659	4.7520	6.6187	10.0390	4.0258	8.7445	9.7524	6.6433	5.2604	7.9304	86.2741		
	S	120.501	71.206	95.513	124.541	138.245	90.669	97.045	95.593	125.983	89.803	88.396	93.111	101.773		
5	T	5.8475	7.5655	8.9349	4.7621	6.6270	9.9793	3.9616	8.7169	9.7364	6.7212	5.1897	7.9145	85.9566		
	S	120.215	72.548	95.845	124.277	138.072	91.212	98.617	95.895	126.190	88.763	89.601	93.298	102.149		
6	T	5.8234	7.6185	9.1239	4.7719	6.6410	10.3267	4.3142	9.8350	15.2658	10.2770	5.5438	8.1318	97.6730		
	S	120.712	72.044	93.859	124.021	137.780	88.143	90.557	84.993	80.483	58.051	83.877	90.805	89.896		
7	T	5.8390	7.4483	9.0841	4.7707	6.6370	10.0600	3.9938	8.7316	9.6885	6.7261	5.2749	7.9433	86.1973		
	S	120.390	73.690	94.271	124.053	137.863	90.480	97.822	95.734	126.814	88.698	88.153	92.960	101.864		
8	T	5.8130	7.9377	9.0019	4.7779	6.6698	10.5867	4.1544	9.8522	12.3983	7.3240	5.5826	8.2601	92.3586		
	S	120.928	69.146	95.131	123.866	137.186	85.978	94.040	84.845	99.097	81.457	83.295	89.395	95.069		
9	T	5.9662						4.3006	9.1799	10.9082	6.9397	5.3596	7.9707	199.5466	112.2787	87.9606
	S	117.823						90.844	91.059	112.634	85.968	86.760	92.640	44.002	12.652	91.641
10	T	5.8337	7.4826	8.9738	4.7369	6.5923	9.9286	4.0827	8.7145	9.6700	6.5856	5.2574	7.9476	85.8057		
	S	120.499	73.352	95.429	124.938	138.798	91.677	95.692	95.922	127.057	90.590	88.447	92.910	102.329		
11	T	5.8080	7.5240	9.0158	4.7208	6.5341	10.2337	4.5310	8.9892	9.7358	6.7067	5.2750	7.9629	87.0370		
	S	121.032	72.948	94.985	125.364	140.035	88.944	86.224	92.990	126.198	88.954	88.152	92.731	100.881		
12	T	5.8305	7.5114	8.9524	4.7547	6.6110	9.9606	4.0119	8.7150	9.7195	6.7584	5.1709	8.1390	86.1353		
	S	120.565	73.071	95.657	124.470	138.406	91.383	97.381	95.916	126.409	88.274	89.926	90.725	101.937		
13	T	6.0808														
	S	115.602														

Event: USF2000 Royal Purple GP of Indy

Round 3 / 4

Track: Indianapolis Motor Speedway RC

2.439 mile(s)



Report: Section Data Report

USF2000

Session: Qualifications - Race 2

May 11, 2018

Section Data for Car 20 - Roe, James (R)

Lap	T/SF to PI	
1	T	
	S	
2	T	
	S	
3	T	
	S	
4	T	
	S	
5	T	
	S	
6	T	
	S	
7	T	
	S	
8	T	91.1624
	S	87.790
9	T	
	S	
10	T	
	S	
11	T	
	S	
12	T	88.7065
	S	90.221
13	T	
	S	

Event: USF2000 Royal Purple GP of Indy

Round 3 / 4

Track: Indianapolis Motor Speedway RC

2.439 mile(s)



Report: Section Data Report

USF2000

Session: Qualifications - Race 2

May 11, 2018

Section Data for Car 21 - Ming, Calvin

Lap	T/S I6 to I7	I7 to I8	I8 to I9	I9 to SF	SF to I1	I1 to I2	I2 to I3A	I3A to I3	I3 to I4	I4 to I5A	I5A to I5	I5 to I6	Lap	PI to PO	PO to SF	
1	T	5.9126	7.6223	8.9008	4.7739	6.6688	10.0369	4.0911	8.7106	9.7293	6.7306	5.3237	8.0001	86.5007	668.8549	94.8882
	S	118.891	72.008	96.212	123.970	137.206	90.688	95.496	95.965	126.282	88.639	87.345	92.300	101.507	2.124	84.950
2	T	5.8158	7.5747	8.8755	4.7702	6.6822	12.5622	4.2462	8.8093	9.7474	6.6619	5.3698	7.9513	89.0665		
	S	120.870	72.460	96.486	124.066	136.931	72.458	92.007	94.889	126.048	89.553	86.595	92.866	98.583		
3	T	5.7913	7.5999	8.8843	4.7686	6.6878	9.9813	4.0700	8.6528	9.7399	6.5666	5.2992	7.8539	85.8956		
	S	121.381	72.220	96.391	124.107	136.816	91.193	95.991	96.606	126.145	90.852	87.749	94.018	102.222		
4	T	5.7853	7.5998	8.8446	4.7244	6.6256	9.9216	4.0821	8.7487	9.7405	6.4998	5.3168	7.9040	85.7932		
	S	121.507	72.221	96.823	125.268	138.101	91.742	95.706	95.547	126.137	91.786	87.459	93.422	102.344		
5	T	5.7980	7.6405	8.8712	4.7496	6.6033	9.9685	4.0866	8.7193	9.7373	6.5158	5.2983	7.8788	85.8672		
	S	121.241	71.836	96.533	124.604	138.567	91.310	95.601	95.869	126.178	91.561	87.764	93.721	102.256		
6	T	5.7760	7.5217	8.9556	4.7397	6.6031	9.9098	4.0424	8.7134	9.7056	6.5038	5.3178	7.9056	85.6945		
	S	121.703	72.971	95.623	124.864	138.571	91.851	96.646	95.934	126.590	91.730	87.442	93.403	102.462		
7	T	5.8158	7.5802	8.9068	4.7218	6.5715	10.0433	4.0446	8.7252	9.6464	6.5492	5.2790	7.9222	85.8060		
	S	120.870	72.408	96.147	125.337	139.238	90.630	96.593	95.804	127.367	91.094	88.085	93.208	102.329		
8	T	5.9186														
	S	118.770														

Event: USF2000 Royal Purple GP of Indy

Round 3 / 4

Track: Indianapolis Motor Speedway RC

2.439 mile(s)



Report: Section Data Report

USF2000

Session: Qualifications - Race 2

May 11, 2018

Section Data for Car 21 - Ming, Calvin

Lap	T/SF to PI	
1	T	
	S	
2	T	
	S	
3	T	
	S	
4	T	
	S	
5	T	
	S	
6	T	
	S	
7	T	83.6092
	S	95.721
8	T	
	S	

Event: USF2000 Royal Purple GP of Indy

Round 3 / 4

Track: Indianapolis Motor Speedway RC

2.439 mile(s)



Report: Section Data Report

USF2000

Session: Qualifications - Race 2

May 11, 2018

Section Data for Car 22 - Kohl, Lucas

Lap	T/S	I6 to I7	I7 to I8	I8 to I9	I9 to SF	SF to I1	I1 to I2	I2 to I3A	I3A to I3	I3 to I4	I4 to I5A	I5A to I5	I5 to I6	Lap	PI to PO	PO to SF
1	T	5.8523	7.5691	9.3801	4.8205	6.7313	10.5597	4.0381	8.8742	9.7635	6.6686	5.3921	8.0246	87.6741	186.3680	86.9231
	S	120.116	72.514	91.296	122.771	135.932	86.198	96.749	94.195	125.840	89.463	86.237	92.018	100.148	7.622	92.735
2	T	5.7743	7.6564	8.9427	4.7236	6.5509	10.1285	4.0051	8.7209	9.7847	6.5604	5.2609	7.9681	86.0765		
	S	121.738	71.687	95.761	125.290	139.675	89.868	97.546	95.851	125.567	90.938	88.388	92.671	102.007		
3	T	5.7695	7.4452	8.9882	4.7616	6.6479	10.1577	3.9963	8.8460	9.8216	6.4931	5.2953	7.9246	86.1470		
	S	121.840	73.720	95.276	124.290	137.637	89.610	97.761	94.496	125.095	91.881	87.814	93.179	101.923		
4	T	5.7939	7.5776	8.9195	4.7466	6.6461	10.0467	3.9847	8.8029	9.8009	6.6403	5.2800	7.9906	86.2298		
	S	121.327	72.432	96.010	124.683	137.675	90.600	98.045	94.958	125.360	89.844	88.068	92.410	101.826		
5	T	5.8289	7.3899	9.0281	4.7811	6.6881	10.0060	4.0265	8.7840	9.8330	6.6355	5.2670	8.1300	86.3981		
	S	120.598	74.272	94.855	123.783	136.810	90.968	97.028	95.163	124.950	89.909	88.286	90.825	101.627		
6	T	5.8237	7.3852	9.0690	4.7751	6.6951	10.0629	3.9840	8.8099	9.8356	6.5944	5.1694	8.0031	86.2074		
	S	120.706	74.319	94.428	123.938	136.667	90.454	98.063	94.883	124.917	90.469	89.952	92.265	101.852		
7	T	5.8129						4.9341	9.6804	11.6763	7.0615	5.3978	8.0300	184.9901	98.5695	89.2034
	S	120.930						79.180	86.351	105.225	84.485	86.146	91.956	47.464	14.412	90.364
8	T	5.8505	7.3706	8.9526	4.7647	6.7189	10.0756	4.0102	8.7601	10.0424	6.7456	5.1414	7.9992	86.4318		
	S	120.153	74.467	95.655	124.209	136.183	90.340	97.422	95.422	122.345	88.441	90.442	92.310	101.588		
9	T	5.8158	7.3430	8.8708	4.7604	6.6804	9.8817	3.9880	8.6653	9.8065	6.5574	5.1918	7.8847	85.4458		
	S	120.870	74.747	96.537	124.321	136.968	92.112	97.964	96.466	125.288	90.980	89.564	93.651	102.760		
10	T	5.8022	7.4230	8.9684	4.7777	6.6847	9.9360	3.9667	8.7034	9.8159	6.4997	5.1786	7.8998	85.6561		
	S	121.153	73.941	95.487	123.871	136.880	91.609	98.490	96.044	125.168	91.787	89.793	93.472	102.508		
11	T	5.8012	7.3589	9.0330	4.7854	6.7024	9.9391	4.0006	8.7316	9.7954	6.5356	5.1336	7.8893	85.7061		
	S	121.174	74.585	94.804	123.672	136.518	91.580	97.656	95.734	125.430	91.283	90.580	93.596	102.448		
12	T	5.8333	7.4148	9.0401	4.7692	6.6709	10.0032	3.9751	8.7914	9.7696	6.5744	5.2482	7.9279	86.0181		
	S	120.507	74.023	94.729	124.092	137.163	90.994	98.282	95.083	125.761	90.745	88.602	93.141	102.076		
13	T	5.9944													41.5475	
	S	117.269													34.191	

Event: USF2000 Royal Purple GP of Indy

Round 3 / 4

Track: Indianapolis Motor Speedway RC

2.439 mile(s)



Report: Section Data Report

USF2000

Session: Qualifications - Race 2

May 11, 2018

Section Data for Car 22 - Kohl, Lucas

Lap	T/SF to PI	
1	T	
	S	
2	T	
	S	
3	T	
	S	
4	T	
	S	
5	T	
	S	
6	T	83.3100
	S	96.065
7	T	
	S	
8	T	
	S	
9	T	
	S	
10	T	
	S	
11	T	
	S	
12	T	84.8010
	S	94.376
13	T	
	S	

Event: USF2000 Royal Purple GP of Indy

Round 3 / 4

Track: Indianapolis Motor Speedway RC

2.439 mile(s)



Report: Section Data Report

USF2000

Session: Qualifications - Race 2

May 11, 2018

Section Data for Car 23 - Lindh, Rasmus (R)

Lap	T/S	I6 to I7	I7 to I8	I8 to I9	I9 to SF	SF to I1	I1 to I2	I2 to I3A	I3A to I3	I3 to I4	I4 to I5A	I5A to I5	I5 to I6	Lap	PI to PO	PO to SF
1	T	5.8479	7.5051	9.1913	4.7816	6.6090	10.1344	3.9985	8.8431	9.8736	6.6325	5.2366	8.0062	86.6598	181.5374	86.3599
	S	120.206	73.132	93.171	123.770	138.448	89.816	97.707	94.527	124.437	89.950	88.798	92.230	101.320	7.825	93.340
2	T	5.8206	7.7890	8.9717	4.7909	6.7147	12.7593	6.4015	9.1158	9.8769	6.6051	5.3060	7.9135	92.0650		
	S	120.770	70.467	95.452	123.530	136.268	71.338	61.030	91.699	124.395	90.323	87.637	93.310	95.372		
3	T	5.7848	7.5861	8.8702	4.7616	6.6628	10.1092	4.0744	8.7386	9.8105	6.6766	5.1810	7.9612	86.2170		
	S	121.518	72.351	96.544	124.290	137.330	90.039	95.887	95.657	125.237	89.355	89.751	92.751	101.841		
4	T	5.7748	7.5525	8.9595	4.7596	6.6406	9.8861	4.0525	8.8442	9.6471	7.0622	5.2511	7.8930	86.3232		
	S	121.728	72.673	95.582	124.342	137.789	92.071	96.405	94.515	127.358	84.477	88.553	93.552	101.715		
5	T	5.8814	7.5857	8.9450	4.7114	6.5971	9.9218	4.0040	8.7482	9.7676	6.5483	5.2187	7.8476	85.7768		
	S	119.522	72.355	95.737	125.614	138.697	91.740	97.573	95.552	125.787	91.106	89.103	94.094	102.363		
6	T	5.7868	7.4520	8.8835	4.7669	6.6810	9.8268	3.9660	8.7149	9.8075	6.5726	5.1578	7.9175	85.5333		
	S	121.476	73.653	96.399	124.152	136.956	92.627	98.508	95.917	125.275	90.769	90.155	93.263	102.655		
7	T	5.8289						4.2068	9.1548	9.8455	6.9461	5.2926	7.9692	195.6668	112.6401	85.3809
	S	120.598						92.869	91.308	124.792	85.889	87.859	92.658	44.874	12.612	94.410
8	T	5.8476	7.4774	8.8999	4.7729	6.7156	10.0067	4.0747	8.5881	9.7512	6.5568	5.1315	7.8493	85.6717		
	S	120.212	73.403	96.222	123.996	136.250	90.962	95.880	97.333	125.998	90.988	90.617	94.073	102.489		
9	T	5.7773	7.3478	8.9063	4.7591	6.6688	9.8982	4.1879	8.6186	9.7974	6.5679	5.1138	7.8825	85.5256		
	S	121.675	74.698	96.153	124.355	137.206	91.959	93.288	96.989	125.404	90.834	90.930	93.677	102.664		
10	T	5.7823	7.5815	8.8498	4.7670	6.6815	10.3838	4.0474	8.6933	9.8304	6.5311	5.1503	7.8709	86.1693		
	S	121.570	72.395	96.766	124.149	136.945	87.658	96.527	96.156	124.983	91.346	90.286	93.815	101.897		
11	T	5.8281	7.2945	8.9297	4.7854	6.7049	9.9221	4.0060	8.6762	9.7897	6.5966	5.1511	7.9242	85.6085		
	S	120.615	75.243	95.901	123.672	136.467	91.737	97.524	96.345	125.503	90.439	90.272	93.184	102.565		
12	T	5.8358	7.3698	8.9823	4.7732	6.6894	9.8785	3.9893	8.7620	9.7853	6.4936	5.1918	7.9035	85.6545		
	S	120.456	74.475	95.339	123.988	136.784	92.142	97.932	95.402	125.559	91.874	89.564	93.428	102.510		
13	T	6.0225													41.3855	
	S	116.721													34.325	

Event: USF2000 Royal Purple GP of Indy

Round 3 / 4

Track: Indianapolis Motor Speedway RC

2.439 mile(s)



Report: Section Data Report

USF2000

Session: Qualifications - Race 2

May 11, 2018

Section Data for Car 23 - Lindh, Rasmus (R)

Lap	T/SF to PI
1	T
	S
2	T
	S
3	T
	S
4	T
	S
5	T
	S
6	T 83.2877
	S 96.091
7	T
	S
8	T
	S
9	T
	S
10	T
	S
11	T
	S
12	T 88.5337
	S 90.397
13	T
	S

Event: USF2000 Royal Purple GP of Indy

Round 3 / 4

Track: Indianapolis Motor Speedway RC

2.439 mile(s)



Report: Section Data Report

USF2000

Session: Qualifications - Race 2

May 11, 2018

Section Data for Car 24 - Frederick, Kaylen

Lap	T/S	I6 to I7	I7 to I8	I8 to I9	I9 to SF	SF to I1	I1 to I2	I2 to I3A	I3A to I3	I3 to I4	I4 to I5A	I5A to I5	I5 to I6	Lap	PI to PO	PO to SF
1	T	5.9970	7.7343	8.9951	4.7761	6.6974	10.0616	3.9895	8.7283	10.2116	8.4340	10.4373	8.2924	94.3546	667.7321	91.6940
	S	117.218	70.965	95.203	123.912	136.620	90.465	97.928	95.770	120.318	70.736	44.552	89.046	93.057	2.127	87.910
2	T	5.8844	7.5143	8.9958	4.7818	6.7112	10.0272	3.9840	8.6386	9.7609	6.5500	5.3458	7.8236	86.0176		
	S	119.461	73.043	95.196	123.765	136.339	90.776	98.063	96.764	125.873	91.083	86.984	94.382	102.077		
3	T	5.7858	7.5865	8.8344	4.7057	6.5257	10.1099	4.2137	8.7403	9.7886	6.5803	5.1755	7.8276	85.8740		
	S	121.497	72.347	96.935	125.766	140.215	90.033	92.717	95.638	125.517	90.663	89.846	94.334	102.247		
4	T	5.8167	7.4631	9.0053	4.7612	6.6358	11.7658	6.3271	12.5969	11.7991	7.7564	5.5481	7.8761	97.3516		
	S	120.851	73.544	95.096	124.300	137.888	77.362	61.747	66.358	104.130	76.916	83.812	93.753	90.193		
5	T	5.8009	7.5485	8.9554	4.7491	6.6145	9.9340	3.9782	8.7415	9.8112	6.5753	5.2693	7.9087	85.8866		
	S	121.180	72.712	95.625	124.617	138.332	91.627	98.206	95.625	125.228	90.732	88.247	93.367	102.232		
6	T	5.8103	7.5057	8.9554	4.7578	6.6448	9.9222	4.0149	8.7389	9.7858	6.5488	5.3404	7.9507	85.9757		
	S	120.984	73.126	95.625	124.389	137.702	91.736	97.308	95.654	125.553	91.099	87.072	92.873	102.127		
7	T	5.8283	7.5468	8.9246	4.7479	6.6138	9.9767	4.0541	8.7469	9.7335	6.5840	5.3397	7.9594	86.0557		
	S	120.611	72.728	95.955	124.648	138.347	91.235	96.367	95.566	126.228	90.612	87.084	92.772	102.032		
8	T	5.8813													40.3036	
	S	119.524													35.247	

Event: USF2000 Royal Purple GP of Indy

Round 3 / 4

Track: Indianapolis Motor Speedway RC

2.439 mile(s)



Report: Section Data Report

USF2000

Session: Qualifications - Race 2

May 11, 2018

Section Data for Car 24 - Frederick, Kaylen

Lap	T/SF to PI	
1	T	
	S	
2	T	
	S	
3	T	
	S	
4	T	
	S	
5	T	
	S	
6	T	
	S	
7	T	83.5172
	S	95.827
8	T	
	S	

Event: USF2000 Royal Purple GP of Indy

Round 3 / 4

Track: Indianapolis Motor Speedway RC

2.439 mile(s)



Report: Section Data Report

USF2000

Session: Qualifications - Race 2

May 11, 2018

Section Data for Car 27 - Kaminsky, Colin

Lap	T/S	I6 to I7	I7 to I8	I8 to I9	I9 to SF	SF to I1	I1 to I2	I2 to I3A	I3A to I3	I3 to I4	I4 to I5A	I5A to I5	I5 to I6	Lap	PI to PO	PO to SF
1	T	5.9234	7.6892	8.9022	4.7646	6.6632	10.0106	4.1172	8.8004	9.8009	6.7502	5.3730	7.9669	86.7618	172.6177	85.8489
	S	118.674	71.381	96.197	124.212	137.321	90.926	94.890	94.985	125.360	88.381	86.544	92.685	101.201	8.230	93.895
2	T	5.9236	7.6778	8.8843	4.7673	6.6498	9.9644	4.0982	8.7801	9.7473	6.8356	5.3398	7.9761	86.6443		
	S	118.670	71.487	96.391	124.141	137.598	91.348	95.330	95.205	126.049	87.277	87.082	92.578	101.338		
3	T	5.8889	7.8242	8.9166	4.7677	6.6472	10.4381	4.0949	8.8658	9.7855	6.7215	5.3576	7.9289	87.2369		
	S	119.369	70.149	96.041	124.131	137.652	87.202	95.407	94.285	125.557	88.759	86.793	93.129	100.650		
4	T	5.8709	7.6788	8.9434	4.7560	6.6220	9.9096	4.0887	8.7819	9.7748	6.6534	5.2953	8.0421	86.4169		
	S	119.735	71.478	95.754	124.436	138.176	91.853	95.552	95.185	125.694	89.667	87.814	91.818	101.605		
5	T	5.9487						4.4313	9.7255	12.0493	7.5025	5.7028	8.2142	323.5989	229.8447	97.3645
	S	118.169						88.164	85.950	101.967	79.519	81.539	89.894	27.134	6.181	82.790
6	T	5.9395	7.7319	8.9531	4.7667	6.7032	10.8429	4.1877	8.8335	9.7502	6.6763	5.4107	7.9558	87.7515		
	S	118.352	70.987	95.650	124.157	136.502	83.947	93.293	94.629	126.011	89.360	85.941	92.814	100.060		
7	T	5.9010	7.5510	8.9576	4.7546	6.6236	10.2827	4.1754	8.7611	9.7979	6.6674	5.2405	7.8991	86.6119		
	S	119.125	72.688	95.602	124.473	138.142	88.520	93.568	95.411	125.398	89.479	88.732	93.480	101.376		
8	T	5.9154	7.5198	8.9331	4.7677	6.6531	9.8235	4.0868	8.6735	9.7972	6.6814	5.2396	7.9095	86.0006		
	S	118.835	72.989	95.864	124.131	137.530	92.658	95.596	96.375	125.407	89.291	88.747	93.357	102.097		
9	T	5.9035	7.5468	8.9299	4.7715	6.6809	10.1468	4.1262	8.9344	10.4513	7.1730	5.3622	7.9967	88.0232		
	S	119.074	72.728	95.898	124.032	136.958	89.706	94.683	93.561	117.558	83.172	86.718	92.339	99.751		
10	T	5.9638	7.6649	8.8543	4.7008	6.5053	9.8704	4.0452	8.7354	9.7801	6.5733	5.2474	8.0140	85.9549		
	S	117.870	71.607	96.717	125.897	140.655	92.218	96.579	95.692	125.626	90.760	88.615	92.140	102.151		
11	T	5.9647	7.6788	8.8962	4.7719	6.6569	9.8994	4.0549	8.7102	9.7015	6.5731	5.2605	7.9487	86.1168		
	S	117.852	71.478	96.262	124.021	137.451	91.948	96.348	95.969	126.644	90.762	88.395	92.897	101.959		
12	T	6.0246														
	S	116.681														

Event: USF2000 Royal Purple GP of Indy

Round 3 / 4

Track: Indianapolis Motor Speedway RC

2.439 mile(s)



Report: Section Data Report

USF2000

Session: Qualifications - Race 2

May 11, 2018

Section Data for Car 27 - Kaminsky, Colin

Lap	T/SF to PI	
1	T	
	S	
2	T	
	S	
3	T	
	S	
4	T	82.9487
	S	96.484
5	T	
	S	
6	T	
	S	
7	T	
	S	
8	T	
	S	
9	T	
	S	
10	T	
	S	
11	T	88.4808
	S	90.451
12	T	
	S	

Event: USF2000 Royal Purple GP of Indy

Round 3 / 4

Track: Indianapolis Motor Speedway RC

2.439 mile(s)



Report: Section Data Report

USF2000

Session: Qualifications - Race 2

May 11, 2018

Section Data for Car 28 - Caroline, Jamie (R)

Lap	T/S	I6 to I7	I7 to I8	I8 to I9	I9 to SF	SF to I1	I1 to I2	I2 to I3A	I3A to I3	I3 to I4	I4 to I5A	I5A to I5	I5 to I6	Lap	PI to PO	PO to SF
1	T	6.0142	7.6548	9.0334	4.7732	6.6873	9.9544	4.0802	8.7042	9.8070	6.5455	5.2100	7.9014	86.3656	167.7439	103.2446
	S	116.882	71.702	94.800	123.988	136.827	91.440	95.751	96.035	125.282	91.145	89.251	93.453	101.665	8.469	78.075
2	T	5.8000	7.4788	8.8200	4.7489	6.6230	9.8408	4.0495	8.8349	9.8009	6.6237	5.2188	7.9511	85.7904		
	S	121.199	73.389	97.093	124.622	138.155	92.495	96.477	94.614	125.360	90.069	89.101	92.869	102.347		
3	T	5.8321	7.5088	8.8412	4.7655	6.6640	9.8525	4.0413	8.6617	9.8245	6.5462	5.2379	7.8488	85.6245		
	S	120.532	73.096	96.861	124.188	137.305	92.385	96.672	96.506	125.058	91.135	88.776	94.079	102.545		
4	T	5.8442	7.5132	9.0322	4.7827	6.6652	9.8261	4.0489	8.7603	9.8336	6.5822	5.2008	7.9116	86.0010		
	S	120.282	73.053	94.812	123.741	137.280	92.634	96.491	95.420	124.943	90.637	89.409	93.332	102.096		
5	T	5.8319						4.2546	11.2195	22.2831	7.4018	5.5481	8.0855	379.2651	278.8071	103.8337
	S	120.536						91.826	74.505	55.138	80.601	83.812	91.325	23.151	5.095	77.632
6	T	5.8679	7.7948	9.2486	6.2515	14.4952	15.7870	5.8030	10.0586	14.4975	7.1697	5.2370	7.9151	110.1259		
	S	119.797	70.414	92.594	94.668	63.124	57.657	67.324	83.104	84.748	83.210	88.791	93.291	79.731		
7	T	5.8277	7.4846	8.8130	4.7712	6.6658	9.7961	4.0390	8.6903	9.8173	6.5399	5.1644	7.9059	85.5152		
	S	120.623	73.332	97.171	124.040	137.268	92.917	96.727	96.189	125.150	91.223	90.040	93.400	102.676		
8	T	5.8427	7.3917	8.8991	4.7758	6.6790	9.8247	4.1580	8.6787	9.8214	6.5246	5.1832	7.9535	85.7324		
	S	120.313	74.254	96.230	123.920	136.997	92.647	93.959	96.317	125.098	91.437	89.713	92.841	102.416		
9	T	5.8587	7.4652	9.0264	4.7771	6.6598	9.8727	4.0252	8.6962	9.8006	6.5326	5.2909	7.9142	85.9196		
	S	119.985	73.523	94.873	123.886	137.392	92.196	97.059	96.123	125.363	91.325	87.887	93.302	102.193		
10	T	5.8515	7.5305	8.9072	4.7808	6.6390	9.9343	4.0911	8.7532	9.7524	6.6202	5.2501	7.9916	86.1019		
	S	120.132	72.885	96.143	123.791	137.822	91.625	95.496	95.498	125.983	90.117	88.570	92.398	101.977		
11	T	6.5890														
	S	106.686														

Event: USF2000 Royal Purple GP of Indy

Round 3 / 4

Track: Indianapolis Motor Speedway RC

2.439 mile(s)



Report: Section Data Report

USF2000

Session: Qualifications - Race 2

May 11, 2018

Section Data for Car 28 - Caroline, Jamie (R)

Lap	T/SF to PI	
1	T	
	S	
2	T	
	S	
3	T	
	S	
4	T	84.6158
	S	94.583
5	T	
	S	
6	T	
	S	
7	T	
	S	
8	T	
	S	
9	T	
	S	
10	T	94.4181
	S	84.763
11	T	
	S	

Event: USF2000 Royal Purple GP of Indy

Round 3 / 4

Track: Indianapolis Motor Speedway RC

2.439 mile(s)



Report: Section Data Report

USF2000

Session: Qualifications - Race 2

May 11, 2018

Section Data for Car 29 - McDonough, Russell (R)

Lap	T/S	I6 to I7	I7 to I8	I8 to I9	I9 to SF	SF to I1	I1 to I2	I2 to I3A	I3A to I3	I3 to I4	I4 to I5A	I5A to I5	I5 to I6	Lap	PI to PO	PO to SF
1	T	5.9984	8.0922	9.0561	4.7918	6.7387	10.5012	4.1285	8.8443	9.9206	6.8982	5.3445	8.1642	88.4787	168.9582	101.9576
	S	117.190	67.826	94.562	123.506	135.783	86.678	94.630	94.514	123.847	86.485	87.005	90.445	99.237	8.408	79.060
2	T	5.9131	7.6981	8.9896	4.7929	6.7180	10.1642	4.1326	8.8609	10.5939	7.0985	5.3908	8.1994	88.5520		
	S	118.881	71.299	95.262	123.478	136.201	89.552	94.537	94.337	115.976	84.045	86.258	90.056	99.155		
3	T	5.8990	7.7638	8.9754	4.7893	6.6836	10.1585	4.1112	8.8086	9.8424	6.8439	5.3712	8.1181	87.3650		
	S	119.165	70.695	95.412	123.571	136.902	89.603	95.029	94.897	124.831	87.171	86.573	90.958	100.502		
4	T	5.8810	7.7183	8.9892	4.7985	6.7050	10.1056	4.1123	8.8149	9.8432	6.8887	5.2837	8.1742	87.3146		
	S	119.530	71.112	95.266	123.334	136.465	90.072	95.003	94.829	124.821	86.604	88.007	90.334	100.561		
5	T	5.8838	7.9134	8.9809	4.8104	6.7252	10.0551	4.0949	8.8137	9.8668	6.8098	5.2619	8.0783	87.2942		
	S	119.473	69.359	95.354	123.029	136.055	90.524	95.407	94.842	124.522	87.608	88.371	91.406	100.584		
6	T	5.9307						4.3269	9.8950	10.3453	7.1560	5.7222	8.4200	263.1113	175.2486	89.5343
	S	118.528						90.291	84.478	118.763	83.369	81.262	87.697	33.371	8.106	90.030
7	T	6.0889	7.8047	9.0417	4.7864	6.7380	10.1626	4.1851	8.7095	9.8164	6.8215	5.3730	7.9413	87.4691		
	S	115.449	70.325	94.713	123.646	135.797	89.566	93.351	95.977	125.162	87.457	86.544	92.983	100.383		
8	T	5.8876	7.6258	8.9055	4.7849	6.7054	10.1089	4.1002	8.7304	9.8472	6.8541	5.2013	8.0260	86.7773		
	S	119.396	71.975	96.161	123.685	136.457	90.042	95.284	95.747	124.770	87.041	89.401	92.002	101.183		
9	T	5.9123	7.5880	8.9887	4.7939	6.7120	10.1129	4.1399	8.7291	9.8672	6.7846	5.2827	8.1030	87.0143		
	S	118.897	72.333	95.271	123.452	136.323	90.007	94.370	95.761	124.517	87.933	88.023	91.128	100.908		
10	T	5.9347	7.6908	8.9896	4.8106	6.7300	10.1247	4.0856	8.7539	9.8402	6.7635	5.2830	8.1523	87.1589		
	S	118.448	71.366	95.262	123.024	135.958	89.902	95.624	95.490	124.859	88.207	88.018	90.577	100.740		
11	T	5.9558	7.6200	8.9972	4.7856	6.6936	10.1656	4.0792	8.8143	9.8428	6.6976	5.5390	8.0944	87.2851		
	S	118.029	72.029	95.181	123.666	136.698	89.540	95.774	94.836	124.826	89.075	83.950	91.225	100.594		
12	T	6.2983													42.4722	
	S	111.610													33.447	

Event: USF2000 Royal Purple GP of Indy

Round 3 / 4

Track: Indianapolis Motor Speedway RC

2.439 mile(s)



Report: Section Data Report

USF2000

Session: Qualifications - Race 2

May 11, 2018

Section Data for Car 29 - McDonough, Russell (R)

Lap	T/SF to PI	
1	T	
	S	
2	T	
	S	
3	T	
	S	
4	T	
	S	
5	T	85.7558
	S	93.325
6	T	
	S	
7	T	
	S	
8	T	
	S	
9	T	
	S	
10	T	
	S	
11	T	90.8865
	S	88.057
12	T	
	S	

Event: USF2000 Royal Purple GP of Indy

Round 3 / 4

Track: Indianapolis Motor Speedway RC

2.439 mile(s)



Report: Section Data Report

USF2000

Session: Qualifications - Race 2

May 11, 2018

Section Data for Car 30 - Donegan, Keith (R)

Lap	T/S	I6 to I7	I7 to I8	I8 to I9	I9 to SF	SF to I1	I1 to I2	I2 to I3A	I3A to I3	I3 to I4	I4 to I5A	I5A to I5	I5 to I6	Lap	PI to PO	PO to SF
1	T	6.2770	8.3636	8.9051	4.7613	6.6888	10.0442	4.0646	8.8377	9.8561	6.6714	5.2783	8.0734	87.8215	192.7270	87.3740
	S	111.989	65.625	96.166	124.298	136.796	90.622	96.118	94.584	124.657	89.425	88.097	91.462	99.980	7.371	92.256
2	T	5.8521	7.7735	9.0838	4.7952	6.6885	10.0606	4.0860	8.8160	9.8413	6.7075	5.3457	8.0457	87.0959		
	S	120.120	70.607	94.274	123.419	136.802	90.474	95.615	94.817	124.845	88.944	86.986	91.777	100.813		
3	T	5.8580	7.6838	8.9558	4.7835	6.6648	10.0799	4.1259	8.8812	9.8501	6.6749	5.3630	7.9783	86.8992		
	S	119.999	71.431	95.621	123.721	137.288	90.301	94.690	94.121	124.733	89.378	86.705	92.552	101.041		
4	T	5.8995						4.0788	9.0625	9.8775	6.8066	5.3584	8.0827	331.7520	245.3355	85.2778
	S	119.155						95.784	92.238	124.387	87.649	86.780	91.357	26.467	5.790	94.524
5	T	5.9570	7.7015	8.9494	4.8056	6.7310	10.0712	4.0666	8.8298	9.8578	6.6133	5.2939	8.0081	86.8852		
	S	118.005	71.267	95.690	123.152	135.938	90.379	96.071	94.669	124.636	90.211	87.837	92.208	101.057		
6	T	5.8974	7.5638	8.9778	4.7959	6.7256	9.9848	4.0467	8.8601	9.8521	6.7358	5.3623	7.9637	86.7660		
	S	119.197	72.565	95.387	123.401	136.047	91.161	96.543	94.345	124.708	88.570	86.717	92.722	101.196		
7	T	5.9136	7.5674	9.2620	4.8317	6.7060	10.1578	4.0762	8.8763	9.8615	6.8027	5.3023	8.0893	87.4468		
	S	118.871	72.530	92.460	122.487	136.445	89.609	95.845	94.173	124.589	87.699	87.698	91.282	100.408		
8	T	5.9171	7.6446	9.0151	4.8020	6.6760	10.5041	4.2858	8.9615	9.8530	6.8747	5.3408	8.1133	87.9880		
	S	118.801	71.798	94.992	123.244	137.058	86.654	91.157	93.278	124.697	86.781	87.066	91.012	99.791		
9	T	5.9509	7.6947	8.9977	4.8022	6.7026	10.2620	4.0618	8.8572	9.8498	6.7842	5.3161	8.0310	87.3102		
	S	118.126	71.330	95.176	123.239	136.514	88.699	96.184	94.376	124.737	87.938	87.470	91.945	100.566		
10	T	5.9278	7.5976	9.0574	4.8008	6.6862	10.0935	4.0694	8.9075	9.8468	6.6750	5.2378	8.0540	86.9538		
	S	118.586	72.242	94.549	123.275	136.849	90.180	96.005	93.843	124.775	89.377	88.778	91.682	100.978		
11	T	5.9290	7.6254	9.0774	4.8102	6.6820	10.0457	4.0792	8.9265	9.8203	6.6722	5.2942	8.0273	86.9894		
	S	118.562	71.978	94.340	123.034	136.935	90.609	95.774	93.644	125.112	89.414	87.832	91.987	100.936		
12	T	6.0118														
	S	116.929														

Event: USF2000 Royal Purple GP of Indy

Round 3 / 4

Track: Indianapolis Motor Speedway RC

2.439 mile(s)



Report: Section Data Report

USF2000

Session: Qualifications - Race 2

May 11, 2018

Section Data for Car 30 - Donegan, Keith (R)

Lap	T/SF to PI	
1	T	
	S	
2	T	
	S	
3	T	88.1703
	S	90.770
4	T	
	S	
5	T	
	S	
6	T	
	S	
7	T	
	S	
8	T	
	S	
9	T	
	S	
10	T	
	S	
11	T	88.2581
	S	90.679
12	T	
	S	

Event: USF2000 Royal Purple GP of Indy

Round 3 / 4

Track: Indianapolis Motor Speedway RC

2.439 mile(s)



Report: Section Data Report

USF2000

Session: Qualifications - Race 2

May 11, 2018

Section Data for Car 31 - Cook, Sabre (R)

Lap	T/S I6 to I7	I7 to I8	I8 to I9	I9 to SF	SF to I1	I1 to I2	I2 to I3A	I3A to I3	I3 to I4	I4 to I5A	I5A to I5	I5 to I6	Lap	PI to PO	PO to SF	
1	T	7.9518	8.8619	9.6707	4.8559	6.7669	10.4592	4.1305	8.9251	9.8910	6.8085	5.4282	8.0676	91.8173	174.6826	101.8166
	S	88.402	61.935	88.552	121.876	135.217	87.026	94.585	93.658	124.218	87.624	85.664	91.528	95.629	8.132	79.170
2	T	5.9319	7.6497	9.2332	4.8126	6.7319	10.2721	4.1344	8.7844	9.9090	6.8028	5.2872	8.0183	87.5675		
	S	118.504	71.750	92.748	122.973	135.920	88.612	94.495	95.158	123.992	87.698	87.948	92.090	100.270		
3	T	5.9440	7.6273	9.0771	4.8074	6.7278	10.1128	4.0608	8.8392	9.9236	6.8149	5.3057	8.0818	87.3224		
	S	118.263	71.960	94.343	123.106	136.003	90.007	96.208	94.568	123.810	87.542	87.642	91.367	100.552		
4	T	6.0071	7.7630	9.4642	5.4313	8.5806	11.1596	4.1890	8.9676	9.8012	6.8473	5.3106	8.1048	91.6263		
	S	117.021	70.703	90.485	108.964	106.636	81.565	93.264	93.214	125.356	87.128	87.561	91.108	95.828		
5	T	5.9002	7.8823	9.0374	4.7880	6.6582	10.3797	4.0629	9.0200	9.8056	6.7539	5.4075	8.1217	87.8174		
	S	119.141	69.632	94.758	123.604	137.425	87.693	96.158	92.673	125.299	88.333	85.992	90.918	99.985		
6	T	5.9476	7.8526	8.9950	4.7522	6.6306	10.4158	4.0982	8.8852	9.8924	6.8939	5.3350	8.0662	87.7647		
	S	118.191	69.896	95.204	124.536	137.997	87.389	95.330	94.079	124.200	86.539	87.160	91.544	100.045		
7	T	5.9644	7.6658	9.0265	4.8367	6.7806	10.1562	4.0858	8.9316	9.9356	6.8419	5.3817	8.0511	87.6579		
	S	117.858	71.599	94.872	122.360	134.944	89.623	95.619	93.590	123.660	87.197	86.404	91.715	100.167		
8	T	5.9550	7.7686	9.2086	4.8306	6.7848	10.4142	4.1413	8.9962	9.9264	6.8244	5.4566	8.0835	88.3902		
	S	118.044	70.652	92.996	122.514	134.860	87.403	94.338	92.918	123.775	87.420	85.218	91.348	99.337		
9	T	5.9499	7.8385	9.0864	4.8275	6.7714	10.3288	4.0313	8.8709	9.9088	6.8670	5.3384	8.0476	87.8665		
	S	118.146	70.022	94.247	122.593	135.127	88.125	96.912	94.230	123.994	86.878	87.105	91.755	99.929		
10	T	5.9391	7.7210	9.1850	4.8186	6.7339	10.1449	4.0879	8.8662	9.9221	6.8509	5.2767	8.1367	87.6830		
	S	118.360	71.087	93.235	122.820	135.880	89.723	95.570	94.280	123.828	87.082	88.123	90.750	100.138		
11	T	5.9826	7.6607	9.0703	4.8104	6.7385	10.0880	4.0783	8.8920	9.9272	6.8322	5.3491	8.1283	87.5576		
	S	117.500	71.647	94.414	123.029	135.787	90.229	95.795	94.007	123.765	87.320	86.931	90.844	100.281		
12	T	5.9670	7.7388	9.0068	4.8078	6.7412	10.4661	4.1660	8.9592	9.7974	6.7549	5.4184	8.0422	87.8658		
	S	117.807	70.924	95.080	123.095	135.733	86.969	93.779	93.302	125.404	88.320	85.819	91.817	99.930		
13	T	5.9960	7.8562	9.0667	4.8042	6.7092	10.6092	4.1644	9.4181	9.7718	7.1387	5.8836	8.7127	90.1308		
	S	117.237	69.864	94.452	123.188	136.380	85.796	93.815	88.756	125.733	83.571	79.033	84.751	97.418		
14	T	7.0474														
	S	99.747														

Event: USF2000 Royal Purple GP of Indy

Round 3 / 4

Track: Indianapolis Motor Speedway RC

2.439 mile(s)



Report: Section Data Report

USF2000

Session: Qualifications - Race 2

May 11, 2018

Section Data for Car 31 - Cook, Sabre (R)

Lap	T/SF to PI	
1	T	
	S	
2	T	
	S	
3	T	
	S	
4	T	
	S	
5	T	
	S	
6	T	
	S	
7	T	
	S	
8	T	
	S	
9	T	
	S	
10	T	
	S	
11	T	
	S	
12	T	
	S	
13	T	96.9029
	S	82.590
14	T	
	S	

Event: USF2000 Royal Purple GP of Indy

Round 3 / 4

Track: Indianapolis Motor Speedway RC

2.439 mile(s)



Report: Section Data Report

USF2000

Session: Qualifications - Race 2

May 11, 2018

Section Data for Car 36 - Keane, Darren

Lap	T/S	I6 to I7	I7 to I8	I8 to I9	I9 to SF	SF to I1	I1 to I2	I2 to I3A	I3A to I3	I3 to I4	I4 to I5A	I5A to I5	I5 to I6	Lap	PI to PO	PO to SF
1	T	6.4744	7.8085	8.9972	4.9220	7.3234	10.8503	7.1995	12.1461	13.2556	6.8980	5.2726	7.9775	99.1251	192.0866	95.3911
	S	108.574	70.291	95.181	120.239	124.942	83.890	54.265	68.821	92.688	86.488	88.192	92.561	88.579	7.395	84.503
2	T	5.8695	7.5482	8.8620	4.7689	6.6849	9.9764	3.9765	8.9333	9.8668	6.6215	5.2744	7.8576	86.2400		
	S	119.764	72.715	96.633	124.100	136.876	91.238	98.248	93.572	124.522	90.099	88.162	93.974	101.814		
3	T	5.8512	7.4973	8.9336	4.7698	6.6567	9.9261	3.9746	8.6544	9.7541	6.5475	5.2914	7.9022	85.7589		
	S	120.139	73.208	95.859	124.076	137.455	91.700	98.295	96.588	125.961	91.117	87.878	93.443	102.385		
4	T	5.8409	7.5898	8.9121	4.6980	6.4966	10.0118	4.0736	8.7763	11.2258	7.4686	5.3186	7.9008	88.3129		
	S	120.350	72.316	96.090	125.972	140.843	90.915	95.906	95.246	109.448	79.880	87.429	93.460	99.424		
5	T	5.8700	7.5123	8.9209	4.7858	6.6622	9.9256	4.0063	8.9269	9.9412	6.6771	5.3835	8.0058	86.6176		
	S	119.754	73.062	95.995	123.661	137.342	91.705	97.517	93.639	123.590	89.349	86.375	92.234	101.370		
6	T	5.9897						4.4585	9.6733	11.6045	7.5680	5.4745	7.9874	288.2587	194.3004	92.5323
	S	117.361						87.626	86.414	105.876	78.831	84.939	92.447	30.460	7.311	87.113
7	T	5.9082	7.6072	8.9083	4.7758	6.6905	10.0217	3.9484	8.7269	9.8016	6.6477	5.1822	7.8806	86.0991		
	S	118.979	72.151	96.131	123.920	136.761	90.826	98.947	95.785	125.351	89.744	89.730	93.700	101.980		
8	T	5.8334	7.4868	8.8793	4.7757	6.6594	9.9759	3.9859	8.6933	9.8463	6.4951	5.2250	7.9449	85.8010		
	S	120.505	73.311	96.445	123.923	137.400	91.243	98.016	96.156	124.782	91.852	88.995	92.941	102.334		
9	T	5.8729	7.4149	8.9283	4.7899	6.7146	9.8676	3.9865	8.6725	9.8451	6.6227	5.2396	7.9171	85.8717		
	S	119.695	74.022	95.916	123.555	136.270	92.244	98.001	96.386	124.797	90.083	88.747	93.268	102.250		
10	T	5.8629	7.4432	9.0004	4.7895	6.6879	9.8435	3.9908	8.7447	9.8187	6.5808	5.2272	7.9456	85.9352		
	S	119.899	73.740	95.147	123.566	136.814	92.470	97.896	95.590	125.132	90.656	88.958	92.933	102.175		
11	T	5.8605	7.4643	8.8961	4.7972	6.6905	10.1459	4.7587	9.2506	9.8175	6.9694	6.0060	8.3280	88.9847		
	S	119.948	73.532	96.263	123.367	136.761	89.714	82.098	90.363	125.148	85.601	77.423	88.666	98.673		
12	T	7.5085														
	S	93.621														

Event: USF2000 Royal Purple GP of Indy

Round 3 / 4

Track: Indianapolis Motor Speedway RC

2.439 mile(s)



Report: Section Data Report

USF2000

Session: Qualifications - Race 2

May 11, 2018

Section Data for Car 36 - Keane, Darren

Lap	T/SF to PI	
1	T	
	S	
2	T	
	S	
3	T	
	S	
4	T	
	S	
5	T	88.1541
	S	90.786
6	T	
	S	
7	T	
	S	
8	T	
	S	
9	T	
	S	
10	T	
	S	
11	T	94.1036
	S	85.047
12	T	
	S	

Event: USF2000 Royal Purple GP of Indy

Round 3 / 4

Track: Indianapolis Motor Speedway RC

2.439 mile(s)



Report: Section Data Report

USF2000

Session: Qualifications - Race 2

May 11, 2018

Section Data for Car 37 - Osborne, David (R)

Lap	T/S	I6 to I7	I7 to I8	I8 to I9	I9 to SF	SF to I1	I1 to I2	I2 to I3A	I3A to I3	I3 to I4	I4 to I5A	I5A to I5	I5 to I6	Lap	PI to PO	PO to SF
1	T	6.9004	7.9306	9.0521	4.7876	6.7104	10.4087	4.1789	8.7491	9.8369	6.6928	5.3149	8.1106	88.6730	187.7126	93.0506
	S	101.872	69.208	94.604	123.615	136.356	87.449	93.489	95.542	124.901	89.139	87.490	91.042	99.020	7.568	86.628
2	T	5.8981	7.6449	8.9941	4.8009	6.6896	10.1660	4.1313	8.7738	9.8827	6.6611	5.3019	8.0291	86.9735		
	S	119.183	71.795	95.214	123.272	136.779	89.536	94.566	95.273	124.322	89.563	87.704	91.967	100.955		
3	T	5.9308	7.7127	8.9669	4.8005	6.7025	11.0807	4.2206	8.9320	9.8506	6.7853	5.3725	8.0543	88.4094		
	S	118.526	71.164	95.503	123.283	136.516	82.145	92.565	93.586	124.727	87.924	86.552	91.679	99.315		
4	T	5.9525	7.6543	8.9897	4.7954	6.6839	10.1007	4.0851	8.8123	9.8522	6.8085	5.3016	7.9974	87.0336		
	S	118.094	71.707	95.261	123.414	136.896	90.115	95.636	94.857	124.707	87.624	87.709	92.331	100.885		
5	T	5.8911	7.7291	8.9841	4.8164	6.7276	10.1360	4.0777	8.9337	9.8909	6.7531	5.2911	8.1162	87.3470		
	S	119.325	71.013	95.320	122.876	136.007	89.801	95.809	93.568	124.219	88.343	87.883	90.980	100.523		
6	T	5.9577	7.6086	9.0470	4.8213	6.7112	10.1389	4.0577	8.8830	9.9000	6.8914	5.4282	8.0985	87.5435		
	S	117.991	72.137	94.657	122.751	136.339	89.776	96.282	94.102	124.105	86.570	85.664	91.179	100.298		
7	T	5.9391						4.7453	9.1613	9.9188	6.9791	5.3341	8.0387	236.7955	148.4105	89.8150
	S	118.360						82.330	91.244	123.869	85.482	87.175	91.857	37.080	9.572	89.749
8	T	5.9151	7.5997	8.9317	4.8058	6.7142	10.0202	4.0153	8.7428	9.8671	6.7787	5.2515	7.9930	86.6351		
	S	118.841	72.222	95.879	123.147	136.278	90.839	97.298	95.611	124.518	88.010	88.546	92.382	101.349		
9	T	5.9058	7.5735	9.0238	4.8139	6.7223	10.5082	4.1023	8.9829	9.9186	6.8628	5.2852	7.9841	87.6834		
	S	119.028	72.472	94.901	122.939	136.114	86.621	95.235	93.056	123.872	86.931	87.982	92.485	100.138		
10	T	5.9359	7.5686	9.0842	4.8061	6.7319	10.2686	4.0555	8.8713	9.8993	6.7264	5.3534	8.0334	87.3346		
	S	118.424	72.519	94.270	123.139	135.920	88.642	96.334	94.226	124.113	88.694	86.861	91.917	100.537		
11	T	5.9620	7.7072	9.0819	4.8105	6.7373	10.1130	4.0381	8.8351	9.8476	6.7714	5.2810	8.0211	87.2062		
	S	117.906	71.214	94.293	123.026	135.811	90.006	96.749	94.612	124.765	88.105	88.052	92.058	100.686		
12	T	6.2875													39.7874	
	S	111.802													35.704	

Event: USF2000 Royal Purple GP of Indy

Round 3 / 4

Track: Indianapolis Motor Speedway RC

2.439 mile(s)



Report: Section Data Report

USF2000

Session: Qualifications - Race 2

May 11, 2018

Section Data for Car 37 - Osborne, David (R)

Lap	T/SF to PI	
1	T	
	S	
2	T	
	S	
3	T	
	S	
4	T	
	S	
5	T	
	S	
6	T	85.9312
	S	93.135
7	T	
	S	
8	T	
	S	
9	T	
	S	
10	T	
	S	
11	T	87.8561
	S	91.094
12	T	
	S	

Event: USF2000 Royal Purple GP of Indy

Round 3 / 4

Track: Indianapolis Motor Speedway RC

2.439 mile(s)



Report: Section Data Report

USF2000

Session: Qualifications - Race 2

May 11, 2018

Section Data for Car 38 - DeLuzuriaga, Oscar (R)

Lap	T/S	I6 to I7	I7 to I8	I8 to I9	I9 to SF	SF to I1	I1 to I2	I2 to I3A	I3A to I3	I3 to I4	I4 to I5A	I5A to I5	I5 to I6	Lap	PI to PO	PO to SF
1	T	7.0316	8.5938	9.1346	4.7701	6.6981	10.7258	4.1908	8.9303	9.7653	6.7028	5.4297	7.9929	89.9658	205.2492	93.1310
	S	99.971	63.867	93.749	124.068	136.606	84.863	93.224	93.604	125.817	89.006	85.640	92.383	97.597	6.921	86.553
2	T	5.8986	7.8749	9.0154	4.7727	6.6568	10.1620	4.1030	8.8500	9.7914	6.7643	5.3961	7.9147	87.1999		
	S	119.173	69.698	94.989	124.001	137.453	89.572	95.219	94.453	125.481	88.197	86.173	93.296	100.693		
3	T	5.9006	7.8012	8.9766	4.7821	6.7047	10.2640	4.1253	8.8944	9.8312	6.6728	5.3109	7.9962	87.2600		
	S	119.133	70.356	95.400	123.757	136.471	88.682	94.704	93.982	124.973	89.406	87.556	92.345	100.623		
4	T	5.9351	7.8395	9.0372	4.7739	6.6699	10.2156	4.1737	8.9909	9.8495	6.7613	5.3723	8.0970	87.7159		
	S	118.440	70.013	94.760	123.970	137.183	89.102	93.606	92.973	124.741	88.236	86.555	91.195	100.100		
5	T	5.9391	7.8080	9.0379	4.8097	6.6954	10.4868	4.0382	8.9590	9.8660	6.7937	5.4109	8.0853	87.9300		
	S	118.360	70.295	94.753	123.047	136.661	86.797	96.747	93.304	124.532	87.815	85.938	91.327	99.857		
6	T	5.9546	7.8700	9.2125	4.8089	6.7230	10.7367	4.1858	9.0749	9.8733	7.0325	5.4670	8.0929	89.0321		
	S	118.052	69.741	92.957	123.067	136.100	84.777	93.335	92.112	124.440	84.833	85.056	91.242	98.621		
7	T	5.9430						4.2259	9.0000	9.9104	6.9358	5.3419	8.1095	170.3683	85.2247	86.8174
	S	118.283						92.449	92.879	123.974	86.016	87.048	91.055	51.538	16.669	92.848
8	T	5.9584	7.7170	9.0879	4.8117	6.7444	10.4723	4.1206	8.9056	9.9027	6.8678	5.2974	8.2017	88.0875		
	S	117.977	71.124	94.231	122.996	135.668	86.918	94.812	93.863	124.071	86.868	87.779	90.031	99.678		
9	T	6.0437	7.8222	9.1342	4.8165	6.7377	10.2699	4.0790	9.1513	9.9712	6.8039	5.3348	8.1450	88.3094		
	S	116.312	70.167	93.754	122.873	135.803	88.631	95.779	91.343	123.219	87.684	87.164	90.658	99.428		
10	T	5.9571	7.7301	9.1588	4.8189	6.7417	10.2410	4.1053	8.9205	9.9144	6.8563	5.3242	8.0954	87.8637		
	S	118.003	71.003	93.502	122.812	135.722	88.881	95.165	93.707	123.924	87.014	87.337	91.213	99.932		
11	T	5.9473	7.6730	9.1323	4.8135	6.7410	10.6429	4.1928	9.1589	9.9597	6.9694	5.3950	8.0942	88.7200		
	S	118.197	71.532	93.773	122.950	135.737	85.524	93.179	91.267	123.361	85.601	86.191	91.227	98.968		
12	T	5.9997	7.8235	9.1179	4.8217	6.7510	10.3861	4.1348	8.8706	9.8821	6.8075	5.3989	8.0439	88.0377		
	S	117.165	70.156	93.921	122.741	135.535	87.639	94.486	94.234	124.329	87.637	86.129	91.797	99.735		
13	T	5.9720													40.2679	
	S	117.708													35.278	

Event: USF2000 Royal Purple GP of Indy

Round 3 / 4

Track: Indianapolis Motor Speedway RC

2.439 mile(s)



Report: Section Data Report

USF2000

Session: Qualifications - Race 2

May 11, 2018

Section Data for Car 38 - DeLuzuriaga, Oscar (R)

Lap	T/SF to PI
1	T
	S
2	T
	S
3	T
	S
4	T
	S
5	T
	S
6	T 87.0873
	S 91.898
7	T
	S
8	T
	S
9	T
	S
10	T
	S
11	T
	S
12	T 86.7939
	S 92.209
13	T
	S

Event: USF2000 Royal Purple GP of Indy

Round 3 / 4

Track: Indianapolis Motor Speedway RC

2.439 mile(s)



Report: Section Data Report

USF2000

Session: Qualifications - Race 2

May 11, 2018

Section Data for Car 5 - Soler-Obel, Mathias (R)

Lap	T/S	I6 to I7	I7 to I8	I8 to I9	I9 to SF	SF to I1	I1 to I2	I2 to I3A	I3A to I3	I3 to I4	I4 to I5A	I5A to I5	I5 to I6	Lap	PI to PO	PO to SF
1	T	5.8826	7.7559	8.8601	4.7971	6.7628	10.0855	4.1490	8.9274	9.9566	6.8063	5.3240	8.0122	87.3195	196.5293	86.6290
	S	119.497	70.767	96.654	123.370	135.299	90.251	94.163	93.634	123.399	87.653	87.340	92.161	100.555	7.228	93.050
2	T	5.8872	7.5598	8.9479	4.8053	6.7435	9.9744	4.0777	8.8287	9.8828	6.6840	5.3246	8.0138	86.7297		
	S	119.404	72.603	95.706	123.159	135.686	91.256	95.809	94.681	124.321	89.257	87.331	92.142	101.239		
3	T	5.8539	7.5811	8.8770	4.7860	6.7173	9.9639	4.1052	8.8340	9.9086	6.5831	5.2620	7.9957	86.4678		
	S	120.083	72.399	96.470	123.656	136.215	91.353	95.168	94.624	123.997	90.625	88.369	92.351	101.545		
4	T	5.8410	7.5322	8.8570	4.7757	6.6907	9.9189	4.0642	8.8646	9.8631	6.5382	5.2635	8.0162	86.2253		
	S	120.348	72.869	96.688	123.923	136.757	91.767	96.128	94.297	124.569	91.247	88.344	92.115	101.831		
5	T	5.8845	7.5384	8.9303	4.8004	6.6857	9.9168	4.1063	8.8959	9.8897	6.5454	5.2680	7.9959	86.4573		
	S	119.459	72.809	95.894	123.285	136.859	91.786	95.142	93.966	124.234	91.147	88.269	92.348	101.558		
6	T	5.8598	7.4864	9.0463	4.7952	6.7018	9.8665	4.1232	8.8840	9.8527	6.5885	5.3459	8.0704	86.6207		
	S	119.962	73.315	94.665	123.419	136.530	92.254	94.752	94.092	124.700	90.550	86.983	91.496	101.366		
7	T	5.8775	7.5061	8.9745	4.8295	7.3403	11.6202	5.1546	10.4230	15.7439	9.3631	6.0902	8.7024	101.6253		
	S	119.601	73.122	95.422	122.542	124.654	78.331	75.793	80.199	78.039	63.717	76.352	84.851	86.400		
8	T	6.0021	7.7330	8.8559	4.7794	6.7192	9.9785	4.0878	8.9213	9.8618	6.5765	5.3347	8.0349	86.8851		
	S	117.118	70.977	96.700	123.827	136.177	91.219	95.573	93.698	124.585	90.716	87.165	91.900	101.058		
9	T	5.8833	7.5037	8.9236	4.7916	6.7147	9.9236	4.1226	8.9392	9.8851	6.5702	5.2726	8.0598	86.5900		
	S	119.483	73.146	95.966	123.512	136.268	91.723	94.766	93.511	124.292	90.803	88.192	91.616	101.402		
10	T	5.8980	7.5730	8.8179	4.7821	6.7029	10.0116	4.1044	9.0154	11.4181	6.7631	5.2941	8.1532	88.5338		
	S	119.185	72.476	97.117	123.757	136.508	90.917	95.186	92.720	107.604	88.213	87.834	90.567	99.176		
11	T	5.8871						3.9898	8.9380	9.9116	6.6297	5.2564	8.0315	179.3124	96.8266	83.9176
	S	119.406						97.920	93.523	123.959	89.988	88.464	91.939	48.967	14.671	96.056
12	T	5.8939	7.5749	8.8293	4.7827	6.7303	9.9090	4.0809	8.8739	9.8740	6.6207	5.2348	8.0580	86.4624		
	S	119.268	72.458	96.991	123.741	135.952	91.859	95.734	94.199	124.431	90.110	88.829	91.637	101.552		
13	T	5.8642													47.7829	
	S	119.872													29.730	

Event: USF2000 Royal Purple GP of Indy

Round 3 / 4

Track: Indianapolis Motor Speedway RC

2.439 mile(s)



Report: Section Data Report

USF2000

Session: Qualifications - Race 2

May 11, 2018

Section Data for Car 5 - Soler-Obel, Mathias (R)

Lap	T/SF to PI
1	T
	S
2	T
	S
3	T
	S
4	T
	S
5	T
	S
6	T
	S
7	T
	S
8	T
	S
9	T
	S
10	T 87.1118
	S 91.873
11	T
	S
12	T 86.9364
	S 92.058
13	T
	S

Event: USF2000 Royal Purple GP of Indy

Round 3 / 4

Track: Indianapolis Motor Speedway RC

2.439 mile(s)



Report: Section Data Report

USF2000

Session: Qualifications - Race 2

May 11, 2018

Section Data for Car 51 - d'Orlando, Michael (R)

Lap	T/S	I6 to I7	I7 to I8	I8 to I9	I9 to SF	SF to I1	I1 to I2	I2 to I3A	I3A to I3	I3 to I4	I4 to I5A	I5A to I5	I5 to I6	Lap	PI to PO	PO to SF
1	T	5.9357	7.5979	9.1143	4.8163	6.7539	10.2006	4.0968	8.8496	9.8981	6.5954	5.4205	8.0066	87.2857	181.0799	88.2605
	S	118.428	72.239	93.958	122.878	135.477	89.233	95.363	94.457	124.129	90.456	85.785	92.225	100.594	7.845	91.330
2	T	5.8324	7.4556	9.0942	4.8028	6.7224	10.0487	4.0996	8.7976	9.8628	6.4879	5.3926	8.2349	86.8315		
	S	120.526	73.618	94.166	123.224	136.112	90.582	95.298	95.016	124.573	91.954	86.229	89.668	101.120		
3	T	5.9220	7.5408	9.1425	4.7844	6.6870	10.8641	4.1293	8.9430	9.7637	6.7737	5.4052	7.9723	87.9280		
	S	118.702	72.786	93.668	123.697	136.833	83.783	94.612	93.471	125.837	88.075	86.028	92.622	99.859		
4	T	5.9343						4.3749	9.5685	10.1299	7.2461	5.6560	8.1472	256.7468	165.0893	89.9509
	S	118.456						89.301	87.361	121.288	82.333	82.214	90.633	34.199	8.605	89.613
5	T	5.9248	7.7897	9.0406	4.8077	7.0761	13.0696	5.2116	10.7461	13.7938	10.0727	8.6939	13.0116	109.2382		
	S	118.646	70.460	94.724	123.098	129.309	69.645	74.964	77.787	89.072	59.228	53.486	56.750	80.378		
6	T	9.5225	9.8134	10.7197	4.9485	6.8679	11.0835	4.1738	9.3909	10.8729	7.0265	5.4667	7.9427	97.8290		
	S	73.820	55.930	79.887	119.595	133.228	82.125	93.603	89.013	113.000	84.906	85.060	92.967	89.753		
7	T	5.9731	7.5960	9.0646	4.7748	6.6888	10.0737	4.0728	8.7328	9.7901	6.8091	5.4243	7.9819	86.9820		
	S	117.687	72.257	94.473	123.946	136.796	90.357	95.925	95.721	125.498	87.617	85.725	92.510	100.945		
8	T	5.9596	7.5482	9.0309	4.7400	6.5720	10.0746	4.0686	8.8911	9.7356	6.7432	5.3770	7.9796	86.7204		
	S	117.953	72.715	94.826	124.856	139.227	90.349	96.024	94.016	126.200	88.473	86.479	92.537	101.250		
9	T	5.8805	7.6579	9.0014	4.7766	6.9501	10.2206	4.0534	8.8567	9.8113	6.5668	5.3868	7.9275	87.0896		
	S	119.540	71.673	95.137	123.899	131.653	89.058	96.384	94.382	125.227	90.850	86.322	93.145	100.820		
10	T	5.8597	7.6324	9.0071	4.7666	6.6464	9.9965	4.0750	8.9296	9.7732	6.5989	5.3927	8.0210	86.6991		
	S	119.964	71.912	95.077	124.159	137.669	91.055	95.873	93.611	125.715	90.408	86.228	92.059	101.274		
11	T	5.9216	7.5969	9.0451	4.7305	6.5605	10.3477	4.0222	9.0732	9.7501	7.4438	6.6501	8.1992	89.3409		
	S	118.710	72.248	94.677	125.107	139.471	87.964	97.131	92.129	126.013	80.146	69.924	90.059	98.280		
12	T	7.6443														
	S	91.958														

Event: USF2000 Royal Purple GP of Indy

Round 3 / 4

Track: Indianapolis Motor Speedway RC

2.439 mile(s)



Report: Section Data Report

USF2000

Session: Qualifications - Race 2

May 11, 2018

Section Data for Car 51 - d'Orlando, Michael (R)

Lap	T/SF to PI	
1	T	
	S	
2	T	
	S	
3	T	89.8077
	S	89.115
4	T	
	S	
5	T	
	S	
6	T	
	S	
7	T	
	S	
8	T	
	S	
9	T	
	S	
10	T	
	S	
11	T	98.2900
	S	81.424
12	T	
	S	

Event: USF2000 Royal Purple GP of Indy

Round 3 / 4

Track: Indianapolis Motor Speedway RC

2.439 mile(s)



Report: Section Data Report

USF2000

Session: Qualifications - Race 2

May 11, 2018

Section Data for Car 8 - Kirkwood, Kyle (R)

Lap	T/S	I6 to I7	I7 to I8	I8 to I9	I9 to SF	SF to I1	I1 to I2	I2 to I3A	I3A to I3	I3 to I4	I4 to I5A	I5A to I5	I5 to I6	Lap	PI to PO	PO to SF
1	T	5.8182	7.5160	8.8907	4.7613	6.6620	10.0609	4.0735	8.7385	9.8318	6.5916	5.2373	7.9083	86.0901	208.4914	83.9669
	S	120.820	73.026	96.321	124.298	137.346	90.472	95.908	95.658	124.966	90.508	88.786	93.371	101.991	6.814	96.000
2	T	5.8070	7.5351	8.8380	4.7371	6.6047	9.9414	4.0090	8.6196	9.7436	6.6163	5.1816	7.9357	85.5691		
	S	121.053	72.841	96.896	124.933	138.538	91.559	97.451	96.978	126.097	90.170	89.741	93.049	102.612		
3	T	5.7993	7.4586	8.8805	4.7383	6.5997	9.9612	4.0170	8.6334	9.7093	6.5328	5.1898	7.9527	85.4726		
	S	121.214	73.588	96.432	124.901	138.643	91.377	97.257	96.823	126.542	91.322	89.599	92.850	102.728		
4	T	5.7884	7.5015	8.8762	4.7281	6.5835	9.9452	4.1193	8.7414	9.7093	6.6031	5.2112	7.8881	85.6953		
	S	121.442	73.167	96.479	125.170	138.984	91.524	94.842	95.626	126.542	90.350	89.231	93.611	102.461		
5	T	5.8109						4.9252	10.1097	10.6582	7.7040	5.8393	8.2525	237.7994	144.0262	97.2690
	S	120.972						79.323	82.684	115.276	77.439	79.633	89.477	36.924	9.863	82.871
6	T	5.9107	7.6717	8.8858	4.7333	6.6504	10.1493	4.0450	8.7784	9.6911	6.8357	5.5224	7.9033	86.7771		
	S	118.929	71.544	96.374	125.033	137.586	89.684	96.584	95.223	126.780	87.276	84.203	93.430	101.183		
7	T	5.8322	7.3935	8.8189	4.7275	6.6393	9.9119	3.9915	8.7175	9.8490	6.6368	5.2394	7.8676	85.6251		
	S	120.530	74.236	97.105	125.186	137.816	91.832	97.878	95.889	124.747	89.891	88.751	93.854	102.545		
8	T	5.7975	7.4300	8.7881	4.7271	6.6045	9.8081	3.9876	8.5983	9.7050	6.5258	5.2101	7.8431	85.0252		
	S	121.251	73.871	97.446	125.197	138.542	92.804	97.974	97.218	126.598	91.420	89.250	94.148	103.268		
9	T	5.7951	7.4846	8.7665	4.7311	6.6050	9.8748	3.9856	8.6685	9.7173	6.6255	5.2454	7.8952	85.3946		
	S	121.302	73.332	97.686	125.091	138.531	92.177	98.023	96.431	126.438	90.045	88.649	93.526	102.821		
10	T	5.8218	7.5337	8.8208	4.7382	6.6137	9.9953	3.9841	8.6592	9.6859	6.4743	5.1678	7.8995	85.3943		
	S	120.745	72.854	97.085	124.904	138.349	91.066	98.060	96.534	126.848	92.148	89.980	93.475	102.822		
11	T	5.8833														
	S	119.483														

Event: USF2000 Royal Purple GP of Indy

Round 3 / 4

Track: Indianapolis Motor Speedway RC

2.439 mile(s)



Report: Section Data Report

USF2000

Session: Qualifications - Race 2

May 11, 2018

Section Data for Car 8 - Kirkwood, Kyle (R)

Lap	T/SF to PI	
1	T	
	S	
2	T	
	S	
3	T	
	S	
4	T	82.5068
	S	97.000
5	T	
	S	
6	T	
	S	
7	T	
	S	
8	T	
	S	
9	T	
	S	
10	T	81.9833
	S	97.620
11	T	
	S	

Event: USF2000 Royal Purple GP of Indy

Round 3 / 4

Track: Indianapolis Motor Speedway RC

2.439 mile(s)



Report: Section Data Report

USF2000

Session: Qualifications - Race 2

May 11, 2018

Section Data for Car 80 - Van der Watt, Julian (R)

Lap	T/S	I6 to I7	I7 to I8	I8 to I9	I9 to SF	SF to I1	I1 to I2	I2 to I3A	I3A to I3	I3 to I4	I4 to I5A	I5A to I5	I5 to I6	Lap	PI to PO	PO to SF
1	T	5.9262	7.5360	8.9829	4.7695	6.6718	9.9936	4.1186	8.9052	9.8377	6.5647	5.3447	7.9410	86.5919	456.4038	92.9877
	S	118.618	72.832	95.333	124.084	137.144	91.081	94.858	93.868	124.891	90.879	87.002	92.987	101.400	3.113	86.687
2	T	5.9270	7.5863	8.9969	4.7977	6.6813	9.9052	4.0361	8.7647	9.7849	7.3066	5.3417	7.9042	87.0326		
	S	118.602	72.349	95.184	123.355	136.949	91.894	96.797	95.372	125.565	81.651	87.051	93.420	100.886		
3	T	5.8787	7.5479	8.8404	4.7639	10.0919	12.3676	4.3297	10.2697	10.0268	6.5582	5.3105	7.8863	93.8716		
	S	119.577	72.717	96.869	124.230	90.667	73.598	90.233	81.396	122.535	90.969	87.562	93.632	93.536		
4	T	5.8531	7.4597	8.9382	4.7953	6.7020	9.9095	4.0347	8.7085	9.8083	6.5522	5.3715	7.8779	86.0109		
	S	120.100	73.577	95.809	123.416	136.526	91.854	96.830	95.988	125.265	91.052	86.568	93.732	102.085		
5	T	5.8732	7.4942	9.0150	4.7765	6.6812	9.9859	4.0357	8.7980	9.7569	6.5473	5.2830	7.9624	86.2093		
	S	119.689	73.238	94.993	123.902	136.951	91.151	96.806	95.011	125.925	91.120	88.018	92.737	101.850		
6	T	5.9188	7.5962	8.9443	4.7754	6.6698	9.9878	4.0191	8.7973	9.8372	6.6324	5.3009	8.0342	86.5134		
	S	118.766	72.255	95.744	123.931	137.186	91.134	97.206	95.019	124.897	89.951	87.721	91.908	101.492		
7	T	5.9448	7.6717	8.9620	4.7789	6.6452	9.9671	4.0720	8.7656	9.8382	6.6489	5.3512	7.9393	86.5849		
	S	118.247	71.544	95.555	123.840	137.693	91.323	95.943	95.362	124.884	89.728	86.896	93.007	101.408		
8	T	5.9553	7.5593	8.9489	4.7602	6.6270	10.0166	4.0317	8.8460	9.7778	6.6048	5.2631	8.0539	86.4446		
	S	118.038	72.608	95.695	124.326	138.072	90.872	96.903	94.496	125.656	90.327	88.351	91.683	101.573		
9	T	5.9700	7.8271	8.9969	4.7486	6.5399	9.9699	4.0816	8.8120	9.8273	6.5755	5.2961	7.9640	86.6089		
	S	117.748	70.123	95.184	124.630	139.910	91.298	95.718	94.860	125.023	90.729	87.800	92.718	101.380		
10	T	5.9462	7.5581	8.9432	4.7747	6.6517	9.9845	4.0218	8.8311	9.7460	6.6575	5.3657	8.0786	86.5591		
	S	118.219	72.619	95.756	123.949	137.559	91.164	97.141	94.655	126.066	89.612	86.662	91.403	101.438		
11	T	7.0453														
	S	99.776														

Event: USF2000 Royal Purple GP of Indy

Round 3 / 4

Track: Indianapolis Motor Speedway RC

2.439 mile(s)



Report: Section Data Report

USF2000

Session: Qualifications - Race 2

May 11, 2018

Section Data for Car 80 - Van der Watt, Julian (R)

Lap	T/SF to PI	
1	T	
	S	
2	T	
	S	
3	T	
	S	
4	T	
	S	
5	T	
	S	
6	T	
	S	
7	T	
	S	
8	T	
	S	
9	T	
	S	
10	T	96.6578
	S	82.799
11	T	
	S	

Event: USF2000 Royal Purple GP of Indy

Round 3 / 4

Track: Indianapolis Motor Speedway RC

2.439 mile(s)



Report: Section Data Report

USF2000

Session: Qualifications - Race 2

May 11, 2018

Section Data for Car 81 - Dupell, Kyle (R)

Lap	T/S	I6 to I7	I7 to I8	I8 to I9	I9 to SF	SF to I1	I1 to I2	I2 to I3A	I3A to I3	I3 to I4	I4 to I5A	I5A to I5	I5 to I6	Lap	PI to PO	PO to SF
1	T	5.9280	7.5172	9.2238	4.7608	6.6470	10.1534	4.0509	8.7646	9.7572	6.7015	5.3995	8.0724	86.9763	469.6150	92.2983
	S	118.582	73.014	92.843	124.311	137.656	89.648	96.443	95.373	125.921	89.023	86.119	91.473	100.952	3.025	87.334
2	T	5.8815	7.5075	8.9884	4.7710	6.6734	9.9861	4.0498	8.7248	9.7766	6.6404	5.3902	8.0863	86.4760		
	S	119.520	73.109	95.274	124.045	137.112	91.149	96.469	95.808	125.671	89.843	86.268	91.316	101.536		
3	T	5.8762	7.5213	9.0627	4.7707	6.6550	11.0232	4.1307	9.0002	9.7122	6.7002	5.3512	8.0603	87.8639		
	S	119.627	72.975	94.493	124.053	137.491	82.574	94.580	92.877	126.504	89.041	86.896	91.611	99.932		
4	T	5.8107	8.0814	9.1232	4.7894	6.6859	10.0503	4.0612	8.7533	9.7245	6.6651	5.3898	8.0390	87.1738		
	S	120.976	67.917	93.867	123.568	136.855	90.567	96.199	95.496	126.344	89.510	86.274	91.853	100.723		
5	T	5.8474	7.3643	9.3816	4.8119	6.6831	9.9923	4.0124	8.7996	9.7338	6.7996	5.3264	8.0846	86.8370		
	S	120.217	74.530	91.281	122.991	136.913	91.093	97.369	94.994	126.224	87.739	87.301	91.335	101.114		
6	T	5.9270	7.6440	9.1098	4.7684	6.6561	10.0246	4.0760	8.8994	9.7864	6.6603	5.4705	8.1109	87.1334		
	S	118.602	71.803	94.005	124.113	137.468	90.799	95.849	93.929	125.545	89.574	85.001	91.039	100.770		
7	T	5.9388	7.6270	9.0828	4.7581	6.6216	9.8981	4.0195	8.7903	9.7726	6.6436	5.4307	8.0028	86.5859		
	S	118.366	71.963	94.284	124.381	138.184	91.960	97.197	95.094	125.723	89.799	85.624	92.269	101.407		
8	T	5.8379	7.4816	9.0198	4.7565	6.6351	9.9514	4.0325	8.8330	9.7778	6.6712	5.3595	8.1820	86.5383		
	S	120.412	73.362	94.943	124.423	137.903	91.467	96.883	94.635	125.656	89.428	86.762	90.248	101.463		
9	T	5.9219	8.8515	9.0444	4.7729	6.6420	9.9248	4.0099	9.6785	10.4078	6.7684	5.3614	8.1859	89.5694		
	S	118.704	62.008	94.684	123.996	137.760	91.712	97.429	86.368	118.050	88.144	86.731	90.205	98.029		
10	T	5.8858	7.5134	9.2195	4.7709	6.6446	9.9700	4.0099	8.9576	9.7970	6.6315	5.4011	8.0212	86.8225		
	S	119.432	73.051	92.886	124.047	137.706	91.297	97.429	93.318	125.409	89.963	86.094	92.057	101.130		
11	T	6.6072														
	S	106.392														

Event: USF2000 Royal Purple GP of Indy

Round 3 / 4

Track: Indianapolis Motor Speedway RC

2.439 mile(s)



Report: Section Data Report

USF2000

Session: Qualifications - Race 2

May 11, 2018

Section Data for Car 81 - Dupell, Kyle (R)

Lap	T/SF to PI	
1	T	
	S	
2	T	
	S	
3	T	
	S	
4	T	
	S	
5	T	
	S	
6	T	
	S	
7	T	
	S	
8	T	
	S	
9	T	
	S	
10	T	93.9510
	S	85.185
11	T	
	S	

Event: USF2000 Royal Purple GP of Indy

Round 3 / 4

Track: Indianapolis Motor Speedway RC

2.439 mile(s)



Report: Section Data Report

USF2000

Session: Qualifications - Race 2

May 11, 2018

Section Data for Car 82 - Tomaselli, Bruna

Lap	T/S	I6 to I7	I7 to I8	I8 to I9	I9 to SF	SF to I1	I1 to I2	I2 to I3A	I3A to I3	I3 to I4	I4 to I5A	I5A to I5	I5 to I6	Lap	PI to PO	PO to SF
1	T	6.0268	7.6781	9.0631	4.8067	6.7360	10.2645	4.0959	8.8306	9.8799	6.6936	5.4111	7.9471	87.4334	371.6390	94.4704
	S	116.638	71.484	94.489	123.124	135.837	88.677	95.384	94.661	124.357	89.129	85.934	92.916	100.424	3.822	85.326
2	T	5.9385	7.5934	9.0839	4.7711	6.6564	10.3767	4.0768	8.8907	9.7640	6.6207	5.4065	7.9007	87.0794		
	S	118.372	72.282	94.273	124.042	137.462	87.718	95.831	94.021	125.833	90.110	86.008	93.461	100.832		
3	T	5.9071	7.5136	9.2128	4.8047	6.6889	10.1622	4.1228	8.7333	9.8266	6.8276	5.4150	7.8720	87.0866		
	S	119.002	73.049	92.954	123.175	136.794	89.570	94.761	95.715	125.032	87.379	85.873	93.802	100.824		
4	T	5.9018	7.6111	9.0778	4.7926	6.6616	10.1116	4.0677	8.7721	9.8397	6.7164	5.4350	7.9494	86.9368		
	S	119.109	72.114	94.336	123.486	137.354	90.018	96.045	95.292	124.865	88.826	85.557	92.889	100.998		
5	T	5.9617	7.5311	9.2015	4.8341	6.7437	10.0740	4.0275	8.8211	9.8354	6.7732	5.4756	7.9310	87.2099		
	S	117.912	72.880	93.068	122.426	135.682	90.354	97.004	94.762	124.920	88.081	84.922	93.104	100.681		
6	T	5.9786	7.5800	9.2097	4.8205	6.7486	10.1163	4.0425	8.9585	9.8302	6.7640	5.4652	8.1008	87.6149		
	S	117.578	72.409	92.985	122.771	135.584	89.976	96.644	93.309	124.986	88.201	85.084	91.153	100.216		
7	T	6.0122	7.5391	9.0540	4.7780	6.6518	10.5053	4.3766	9.8573	11.1151	6.9339	5.3509	7.9627	90.1369		
	S	116.921	72.802	94.584	123.863	137.557	86.645	89.266	84.801	110.538	86.040	86.901	92.734	97.412		
8	T	5.9859	7.5489	9.0588	4.7707	6.6185	9.9643	4.0712	8.7737	9.7852	6.6774	5.3623	7.9608	86.5777		
	S	117.435	72.708	94.534	124.053	138.249	91.349	95.962	95.274	125.561	89.345	86.717	92.756	101.416		
9	T	5.9806	7.5977	8.9946	4.7651	6.6249	10.1002	4.0368	8.8422	9.8336	6.6069	5.3434	7.9910	86.7170		
	S	117.539	72.241	95.209	124.198	138.115	90.120	96.780	94.536	124.943	90.298	87.023	92.405	101.254		
10	T	5.9230	7.5696	9.0606	4.7578	6.6218	10.0765	4.0683	8.9738	9.7644	6.7055	5.3582	8.0145	86.8940		
	S	118.682	72.509	94.515	124.389	138.180	90.332	96.031	93.150	125.828	88.970	86.783	92.134	101.047		
11	T	6.0120	7.7418	9.1469	4.7483	6.5617	10.2070	4.0910	8.9407	9.8558	6.7624	5.2455	8.1764	87.4895		
	S	116.925	70.896	93.623	124.638	139.446	89.177	95.498	93.495	124.661	88.222	88.647	90.310	100.359		
12	T	6.3001														
	S	111.578														

Event: USF2000 Royal Purple GP of Indy

Round 3 / 4

Track: Indianapolis Motor Speedway RC

2.439 mile(s)



Report: Section Data Report

USF2000

Session: Qualifications - Race 2

May 11, 2018

Section Data for Car 82 - Tomaselli, Bruna

Lap	T/SF to PI	
1	T	
	S	
2	T	
	S	
3	T	
	S	
4	T	
	S	
5	T	
	S	
6	T	
	S	
7	T	
	S	
8	T	
	S	
9	T	
	S	
10	T	
	S	
11	T	95.9154
	S	83.440
12	T	
	S	

Event: USF2000 Royal Purple GP of Indy

Round 3 / 4

Track: Indianapolis Motor Speedway RC

2.439 mile(s)



Report: Section Data Report

USF2000

Session: Qualifications - Race 2

May 11, 2018

Section Data for Car 90 - Cabrera, Manuel (R)

Lap	T/S	I6 to I7	I7 to I8	I8 to I9	I9 to SF	SF to I1	I1 to I2	I2 to I3A	I3A to I3	I3 to I4	I4 to I5A	I5A to I5	I5 to I6	Lap	PI to PO	PO to SF
1	T	5.8589	7.4116	9.2135	4.8198	6.6917	10.2559	4.0651	9.0633	9.8693	6.5777	5.3803	8.0178	87.2249	192.3021	86.1375
	S	119.981	74.055	92.947	122.789	136.737	88.752	96.106	92.230	124.491	90.699	86.426	92.096	100.664	7.387	93.581
2	T	5.8483	7.4875	9.0958	4.8224	6.7027	10.0121	4.0985	8.9086	9.8765	6.5936	5.4132	8.0527	86.9119		
	S	120.198	73.304	94.149	122.723	136.512	90.913	95.323	93.832	124.400	90.480	85.901	91.697	101.026		
3	T	5.8508	8.6002	9.1104	4.8350	6.7326	9.9436	4.0870	8.8960	9.9593	6.6241	5.3454	8.0853	88.0697		
	S	120.147	63.820	93.998	122.403	135.906	91.539	95.591	93.965	123.366	90.064	86.991	91.327	99.698		
4	T	5.9393	8.3811	9.0837	4.7701	6.5849	9.9997	4.1248	9.1855	9.9627	7.8280	5.4187	8.2012	89.4797		
	S	118.356	65.488	94.275	124.068	138.954	91.025	94.715	91.003	123.324	76.212	85.814	90.037	98.127		
5	T	5.9370						4.9086	9.8323	10.2110	7.2319	5.5947	8.2804	219.0299	128.3518	94.0084
	S	118.402						79.591	85.017	120.325	82.494	83.114	89.176	40.088	11.068	85.745
6	T	5.9090	8.0798	9.0671	4.8408	6.7925	10.0671	4.1056	8.8248	9.8658	6.6868	5.3421	7.9874	87.5688		
	S	118.963	67.930	94.447	122.256	134.707	90.416	95.158	94.723	124.535	89.219	87.044	92.447	100.269		
7	T	5.8727	7.4537	9.0479	4.8396	6.7783	9.8946	3.9965	9.0637	9.9058	6.5855	5.3515	8.0647	86.8545		
	S	119.699	73.636	94.648	122.287	134.990	91.992	97.756	92.226	124.032	90.592	86.892	91.561	101.093		
8	T	5.8839	7.5607	9.0566	4.8387	6.7569	9.8797	4.0737	8.8086	9.8885	6.6494	5.2763	8.0369	86.7099		
	S	119.471	72.594	94.557	122.309	135.417	92.131	95.903	94.897	124.249	89.721	88.130	91.877	101.262		
9	T	5.8840	7.4746	9.0360	4.8329	6.7293	9.9253	4.1205	8.8235	9.8994	6.7621	5.3535	7.9902	86.8313		
	S	119.469	73.431	94.772	122.456	135.973	91.708	94.814	94.737	124.112	88.226	86.859	92.414	101.120		
10	T	5.8643	7.4657	9.1009	4.8328	6.7449	10.1038	4.1125	9.1594	9.9949	6.6662	5.2974	9.7673	89.1101		
	S	119.870	73.518	94.097	122.459	135.658	90.088	94.999	91.262	122.926	89.495	87.779	75.600	98.534		
11	T	6.6432	7.5841	9.0870	4.8169	6.7004	9.8811	4.0936	8.8194	9.8289	6.5398	5.3639	8.0745	87.4328		
	S	105.816	72.370	94.241	122.863	136.559	92.118	95.437	94.781	125.002	91.225	86.691	91.450	100.425		
12	T	5.9101	7.5545	9.0175	4.8315	6.7237	9.9427	4.0598	8.9112	9.8631	6.6172	5.2930	8.1885	86.9128		
	S	118.941	72.654	94.967	122.492	136.086	91.547	96.232	93.804	124.569	90.158	87.852	90.176	101.025		
13	T	5.9388														
	S	118.366														

Event: USF2000 Royal Purple GP of Indy

Round 3 / 4

Track: Indianapolis Motor Speedway RC

2.439 mile(s)



Report: Section Data Report

USF2000

Session: Qualifications - Race 2

May 11, 2018

Section Data for Car 90 - Cabrera, Manuel (R)

Lap	T/SF to PI
1	T
	S
2	T
	S
3	T
	S
4	T 85.8719
	S 93.199
5	T
	S
6	T
	S
7	T
	S
8	T
	S
9	T
	S
10	T
	S
11	T
	S
12	T 92.5551
	S 86.469
13	T
	S

Event: USF2000 Royal Purple GP of Indy

Round 3 / 4

Track: Indianapolis Motor Speedway RC

2.439 mile(s)



Report: Section Data Report

USF2000

Session: Qualifications - Race 2

May 11, 2018

Section Data for Car 91 - Fraga, Igor (R)

Lap	T/S	I6 to I7	I7 to I8	I8 to I9	I9 to SF	SF to I1	I1 to I2	I2 to I3A	I3A to I3	I3 to I4	I4 to I5A	I5A to I5	I5 to I6	Lap	PI to PO	PO to SF
1	T	5.9267	7.5769	9.0585	4.8073	6.7079	10.8231	4.1704	8.8286	9.8765	6.6541	5.3277	8.0198	87.7775	192.8202	85.6256
	S	118.608	72.439	94.537	123.108	136.406	84.100	93.680	94.682	124.400	89.658	87.280	92.073	100.030	7.367	94.140
2	T	5.9098	8.2307	8.9683	4.8278	6.7590	10.0805	4.0638	8.7511	9.9001	6.6180	5.2558	7.9127	87.2776		
	S	118.947	66.685	95.488	122.585	135.375	90.296	96.137	95.520	124.103	90.147	88.474	93.319	100.603		
3	T	5.8970	7.6410	9.0073	4.7847	6.6391	9.9887	4.0913	8.8713	9.8335	6.6880	5.3368	7.9321	86.7108		
	S	119.205	71.831	95.074	123.690	137.820	91.126	95.491	94.226	124.944	89.203	87.131	93.091	101.261		
4	T	5.8632	7.8673	9.2318	4.8409	6.7428	10.3726	4.1589	8.9180	9.8704	6.8330	5.3186	7.9437	87.9612		
	S	119.893	69.765	92.762	122.254	135.700	87.753	93.939	93.733	124.477	87.310	87.429	92.955	99.821		
5	T	5.9206	7.5420	9.0601	4.8255	6.7347	10.2699	4.0719	8.8183	9.7897	6.6182	5.2976	7.9676	86.9161		
	S	118.730	72.774	94.520	122.644	135.864	88.631	95.946	94.793	125.503	90.144	87.776	92.676	101.022		
6	T	5.8985	7.6793	8.9594	4.8100	6.7136	11.2174	4.1466	8.8660	9.9161	6.6709	5.2446	7.9420	88.0644		
	S	119.175	71.473	95.583	123.039	136.291	81.144	94.217	94.283	123.903	89.432	88.663	92.975	99.704		
7	T	5.9350						4.5984	10.6678	12.3404	7.9997	5.9162	8.3849	217.7473	127.1466	97.3424
	S	118.442						84.960	78.358	99.562	74.577	78.598	88.064	40.324	11.173	82.809
8	T	6.6258	9.2776	9.6204	5.4085	7.6495	10.4269	4.0202	8.8519	9.8662	6.7053	5.1807	7.9257	91.5587		
	S	106.094	59.160	89.015	109.424	119.616	87.296	97.180	94.433	124.530	88.973	89.756	93.166	95.899		
9	T	5.8905	7.4806	8.9763	4.8126	6.7188	9.8266	4.0302	8.7086	9.8802	6.6140	5.1981	7.8953	86.0318		
	S	119.337	73.372	95.403	122.973	136.185	92.629	96.939	95.987	124.353	90.201	89.456	93.525	102.060		
10	T	5.8600	7.5812	8.9234	4.7943	6.7197	9.8070	4.0432	8.7210	9.8644	6.5276	5.2355	7.9497	86.0270		
	S	119.958	72.398	95.968	123.442	136.167	92.814	96.627	95.850	124.553	91.395	88.817	92.885	102.066		
11	T	5.8978	7.5833	8.9173	4.8040	6.7228	9.8338	4.0334	8.7572	9.8615	6.5339	5.1736	8.0093	86.1279		
	S	119.189	72.378	96.034	123.193	136.104	92.561	96.862	95.454	124.589	91.307	89.879	92.194	101.946		
12	T	5.9242	7.5375	9.0443	4.8178	6.7177	9.9846	4.0550	8.9011	9.8436	6.5219	5.2636	7.9448	86.5561		
	S	118.658	72.818	94.685	122.840	136.207	91.163	96.346	93.911	124.816	91.475	88.343	92.942	101.442		
13	T	5.9525														
	S	118.094														

Event: USF2000 Royal Purple GP of Indy

Round 3 / 4

Track: Indianapolis Motor Speedway RC

2.439 mile(s)



Report: Section Data Report

USF2000

Session: Qualifications - Race 2

May 11, 2018

Section Data for Car 91 - Fraga, Igor (R)

Lap	T/SF to PI
1	T
	S
2	T
	S
3	T
	S
4	T
	S
5	T
	S
6	T 84.9078
	S 94.257
7	T
	S
8	T
	S
9	T
	S
10	T
	S
11	T
	S
12	T 93.0909
	S 85.972
13	T
	S

Event: USF2000 Royal Purple GP of Indy

Round 3 / 4

Track: Indianapolis Motor Speedway RC

2.439 mile(s)



Report: Section Data Report

USF2000






Session: Qualifications - Race 2

May 11, 2018

Section Data for Car

Report Support Information

Section Legend	
Name	Length
I6 to I7	0.195265 miles
I7 to I8	0.152462 miles
I8 to I9	0.237879 miles
I9 to SF	0.164394 miles
SF to I1	0.254167 miles
I1 to I2	0.252841 miles
I2 to I3A	0.108523 miles
I3A to I3	0.232197 miles
I3 to I4	0.341288 miles
I4 to I5A	0.165720 miles
I5A to I5	0.129167 miles
I5 to I6	0.205114 miles
I2 to I3	0.340720 miles
I4 to I5	0.294886 miles
Lap	2.439000 miles
PI to PO	0.394602 miles
PO to SF	2.239110 miles
SF to PI	2.223106 miles
PO to I2	0.307102 miles
I7 to PI	0.338826 miles
PO to PI	2.023201 miles

Color Legend	
	Fastest Lap
	Section Under Caution
	Section Under Green
	Section Time Data
	Section Speed Data

