

Event: Cooper Tires USF2000 Grand Prix of Alabama
Track: Barber Motorsports Park
Report: Section Data Report
Session: Race 1

Round 1 / 2
2.3 mile(s)
USF2000 Championship
April 17, 2021



Section Data for Car 1 - Navarro, Ely (R)

Lap	T/SF to I1	I1 to I2	I2 to I3A	I3A to I3	I3 to I4	I4 to I5A	I5A to I5	I5 to I6	I6 to I7	I7 to I8	I8 to SF	Lap	PI to PO	PO to SF	SF to PI	
1	T	3.0962	13.7732	9.3602	6.9958	9.8870	10.4328	5.2498	7.6872	8.4248	6.9032	21.0313	102.8415		133.3968	
	S	98.214	75.344	102.562	57.210	104.959	62.282	103.900	117.344	84.976	87.213	50.639	80.512		59.341	
2	T	3.0309	15.8094	14.1418	7.4637	10.2476	10.1774	7.2744	9.6001	8.5058	11.3343	13.3634	110.9488			
	S	100.330	65.640	67.884	53.623	101.265	63.845	74.983	93.962	84.167	53.117	79.695	74.629			
3	T	2.9298	22.2741	15.5519	11.3275	17.6452	23.7195	5.8313	10.0826	11.5455	11.7750	24.2538	156.9362			
	S	103.792	46.589	61.729	35.332	58.811	27.394	93.539	89.466	62.008	51.129	43.911	52.760			
4	T	4.0211	24.8708	13.4455	9.1209	16.6990	16.2432	7.8668	13.3953	13.2666			215.3650	80.2468		144.1231
	S	75.624	41.725	71.399	43.880	62.143	40.003	69.336	67.340	53.963			38.446	10.893		53.032
5	T			9.1974	6.5664	10.9977	9.4509	5.5520	7.7881	7.4187	6.6849	11.4398	99.0406		90.0357	
	S			104.377	60.951	94.359	68.752	98.245	115.824	96.501	90.061	93.096	83.602		87.920	
6	T	2.5556	12.1950	9.4749	6.5107	12.3712	9.8550	6.6098	13.7163	8.0304	8.9175	11.3022	101.5386			
	S	118.990	85.094	101.320	61.472	83.883	65.933	82.522	65.764	89.150	67.513	94.229	81.545			
7	T	2.6073	12.3750	8.9238	6.3437	9.7389	8.6611	5.1154	7.3260	7.2101	6.5492	11.0480	85.8985			
	S	116.631	83.857	107.577	63.091	106.555	75.022	106.630	123.129	99.293	91.927	96.398	96.393			
8	T	2.5907	12.2493	8.8271	6.3453	9.6390	8.3535	5.0835	7.2125	7.0157	6.5170	10.9480	84.7816			
	S	117.378	84.717	108.756	63.075	107.659	77.784	107.299	125.067	102.044	92.381	97.278	97.663			
9	T	2.5807	12.1621	8.7756	6.2975	9.7940	8.6814	5.0740	7.3133	7.0855	6.2014	10.8256	84.7911			
	S	117.833	85.325	109.394	63.553	105.955	74.847	107.500	123.343	101.039	97.082	98.378	97.652			
10	T	2.4275	11.5926	8.7215	6.1488	9.6526	8.4261	5.0610	7.2310	6.7898	6.2021	10.8631	83.1161			
	S	125.269	89.516	110.073	65.090	107.508	77.114	107.776	124.747	105.439	97.071	98.038	99.620			
11	T	2.4169	11.6289	8.7457	6.1080	9.6512	8.4633	5.0694	7.2305	6.8492	6.2809	10.8926	83.3366			
	S	125.819	89.237	109.768	65.525	107.523	76.775	107.597	124.756	104.524	95.853	97.773	99.356			
12	T	2.4170	11.8313	8.7785	6.1877	9.7654	8.6300	5.0703	7.1689	6.8693	6.3117	11.1045	84.1346			
	S	125.813	87.710	109.358	64.681	106.266	75.292	107.578	125.828	104.219	95.386	95.907	98.414			
13	T	2.4959	12.0394	8.7281	6.2382	9.6449	8.2871	5.1176	7.1861	6.7513	6.2618	10.8186	83.5690			
	S	121.836	86.194	109.990	64.157	107.593	78.408	106.584	125.526	106.040	96.146	98.442	99.080			
14	T	2.4073	11.5885	8.6862	6.2286	9.6264	8.3510	5.1023	7.1906	6.7542	6.3241	10.8246	83.0838			
	S	126.320	89.548	110.520	64.256	107.800	77.808	106.904	125.448	105.995	95.199	98.387	99.658			
15	T	2.4218	11.6974	8.6583	6.0843	9.6166	8.5727	5.1250	7.2058	6.7188	6.3328	10.8655	83.2990			
	S	125.564	88.714	110.876	65.780	107.910	75.796	106.430	125.183	106.553	95.068	98.017	99.401			
16	T	2.4566	11.8932	8.6224	6.1588	9.6028	8.4651	5.1641	7.2796	6.7313	6.4379	11.2202	84.0320			
	S	123.785	87.254	111.338	64.985	108.065	76.759	105.624	123.914	106.355	93.516	94.918	98.534			
17	T	2.4496	11.8974	8.6473	6.1320	9.6220	8.5125	5.1359	7.2608	6.7658	6.5513	11.0704	84.0450			
	S	124.139	87.223	111.017	65.269	107.849	76.332	106.204	124.235	105.813	91.897	96.202	98.519			
18	T	2.4389	11.7019	8.7511	6.1856	9.5832	8.3258	5.1645	7.2712	6.5711	6.2742	10.9716	83.2391			
	S	124.684	88.680	109.700	64.703	108.286	78.043	105.616	124.057	108.948	95.956	97.069	99.472			
19	T	2.4331	11.6483	8.7022	6.0453	9.5770	8.3213	5.1468	7.2761	6.6122	6.2622	10.8666	82.8911			
	S	124.981	89.088	110.317	66.205	108.356	78.085	105.979	123.974	108.271	96.140	98.007	99.890			

Event: Cooper Tires USF2000 Grand Prix of Alabama

Round 1 / 2

Track: Barber Motorsports Park

2.3 mile(s)

Report: Section Data Report

USF2000 Championship



Session: Race 1

April 17, 2021

Section Data for Car 1 - Navarro, Ely (R)

Lap	T/SF to I1	I1 to I2	I2 to I3A	I3A to I3	I3 to I4	I4 to I5A	I5A to I5	I5 to I6	I6 to I7	I7 to I8	I8 to SF	Lap	PI to PO	PO to SF	SF to PI	
20	T	2.4363	11.5840	8.6346	6.1384	9.5581	8.2985	5.1497	7.2603	6.6180	6.2818	10.9363	82.8960			
	S	124.817	89.583	111.181	65.201	108.570	78.300	105.920	124.244	108.176	95.840	97.382	99.884			
21	T	2.5308	12.7817													
	S	120.156	81.189													

Event: Cooper Tires USF2000 Grand Prix of Alabama**Round 1 / 2****Track:** Barber Motorsports Park**2.3 mile(s)****Report:** Section Data Report**USF2000 Championship****Session:** Race 1**April 17, 2021****Section Data for Car 10 - Siegel, Nolan**

Lap	T/SF to I1	I1 to I2	I2 to I3A	I3A to I3	I3 to I4	I4 to I5A	I5A to I5	I5 to I6	I6 to I7	I7 to I8	I8 to SF	Lap	PO to SF	
1	T	3.0455	13.5253	9.3591	7.1697	9.9996	9.6042	5.3016	7.7321	7.4495	6.7124	11.5576	91.4566	136.5753
	S	99.849	76.725	102.574	55.822	103.777	67.655	102.885	116.662	96.102	89.692	92.147	90.535	57.960
2	T	2.5302	12.6574	8.8031	6.3704	10.7097	9.6726	7.2577	10.7334	9.8231	11.7724	16.6697	106.9997	
	S	120.185	81.986	109.052	62.826	96.896	67.177	75.155	84.041	72.880	51.140	63.888	77.383	
3	T	4.6092	24.5980	18.0370	12.6740	16.7033	16.7594	7.8077	15.0767	12.7905	11.4472	21.7368	162.2398	
	S	65.975	42.187	53.224	31.579	62.127	38.771	69.861	59.830	55.972	52.593	48.995	51.036	
4	T	4.8196	24.5678	14.6022	8.8543	17.1571	15.5284	9.0872	13.3621	13.3443	13.0415	16.6502	151.0147	
	S	63.095	42.239	65.744	45.201	60.484	41.844	60.024	67.508	53.649	46.164	63.963	54.829	
5	T	6.1436	19.3201	15.9642	9.5028	15.3835	17.3233	8.6188	15.3545	12.0853	10.4874	17.9918	148.1753	
	S	49.497	53.712	60.135	42.117	67.457	37.509	63.287	58.748	59.238	57.407	59.194	55.880	
6	T	5.1673	17.3797	16.6515	6.4101	15.2644	10.6185	7.1329	13.3491	9.7208	9.7569	11.7197	123.1709	
	S	58.849	59.709	57.652	62.437	67.983	61.193	76.470	67.574	73.647	61.705	90.873	67.224	
7	T	2.4419	12.3698	8.8169	6.5181	10.0336	9.0290	5.0812	7.1769	7.0221	6.4504	10.8793	85.8192	
	S	124.530	83.892	108.882	61.402	103.425	71.965	107.348	125.687	101.951	93.335	97.892	96.482	
8	T	2.5095	12.1348	8.6348	6.2161	9.6425	8.7338	5.0813	7.1397	7.1771	6.1999	10.9855	84.4550	
	S	121.176	85.517	111.178	64.386	107.620	74.397	107.345	126.342	99.749	97.106	96.946	98.040	
9	T	2.5097	11.9679	8.6309	6.1707	9.6922	8.7599	5.0782	7.0889	6.7728	6.1145	11.0068	83.7925	
	S	121.166	86.709	111.228	64.859	107.068	74.176	107.411	127.248	105.704	98.462	96.758	98.816	
10	T	2.3971	11.6651	8.6569	6.1222	9.5682	8.4868	5.1118	7.1523	6.6467	6.1274	11.0195	82.9540	
	S	126.858	88.960	110.894	65.373	108.456	76.563	106.705	126.120	107.709	98.255	96.647	99.814	
11	T	2.4287	11.8667	8.5792	6.0530	9.5079	8.2683	5.1323	7.1994	6.6363	6.0050	10.8068	82.4836	
	S	125.207	87.449	111.899	66.120	109.144	78.586	106.279	125.295	107.878	100.257	98.549	100.384	
12	T	2.3902	11.3038	8.5704	6.0920	9.5263	8.3418	5.1378	7.2230	6.5842	5.9218	10.8961	81.9874	
	S	127.224	91.803	112.013	65.697	108.933	77.894	106.165	124.885	108.731	101.666	97.741	100.991	
13	T	2.3929	11.2592	8.5915	6.0122	9.5082	8.3086	5.1265	7.2025	6.5406	5.9028	10.8524	81.6974	
	S	127.080	92.167	111.738	66.569	109.140	78.205	106.399	125.241	109.456	101.993	98.135	101.350	
14	T	2.3881	11.2383	8.5977	6.0269	9.4825	8.2161	5.1231	7.1775	6.4935	5.9521	10.8879	81.5837	
	S	127.336	92.338	111.658	66.407	109.436	79.085	106.470	125.677	110.250	101.148	97.815	101.491	
15	T	2.3733	11.3963	8.6360	6.0811	9.4784	8.2602	5.1089	7.1486	6.6913	6.1058	10.9527	82.2326	
	S	128.130	91.058	111.163	65.815	109.483	78.663	106.766	126.185	106.991	98.602	97.236	100.690	
16	T	2.3811	11.5118	8.6784	6.0653	9.4918	8.4245	5.1180	7.1703	6.6174	6.0274	10.9546	82.4406	
	S	127.710	90.145	110.619	65.986	109.329	77.129	106.576	125.803	108.186	99.885	97.219	100.436	
17	T	2.3819	11.4080	8.5956	6.1278	9.7239	8.7493	5.1132	7.1630	6.5866	6.1246	10.9553	82.9292	
	S	127.667	90.965	111.685	65.313	106.719	74.266	106.676	125.931	108.692	98.300	97.213	99.844	
18	T	2.3843	11.4906	8.6511	6.0353	9.5005	8.4087	5.1220	7.1682	6.5476	6.0341	10.9381	82.2805	
	S	127.539	90.311	110.969	66.314	109.229	77.274	106.492	125.840	109.339	99.774	97.366	100.631	
19	T	2.3802	11.5085	8.6512	6.0427	9.4756	8.4247	5.1401	7.1952	6.5530	6.0681	10.9610	82.4003	
	S	127.759	90.171	110.967	66.233	109.516	77.127	106.117	125.368	109.249	99.215	97.163	100.485	

Event: Cooper Tires USF2000 Grand Prix of Alabama

Round 1 / 2

Track: Barber Motorsports Park

2.3 mile(s)

Report: Section Data Report

USF2000 Championship

Session: Race 1

April 17, 2021



Section Data for Car 10 - Siegel, Nolan

Lap	T/SF to I1	I1 to I2	I2 to I3A	I3A to I3	I3 to I4	I4 to I5A	I5A to I5	I5 to I6	I6 to I7	I7 to I8	I8 to SF	Lap	PO to SF
20	T	2.3788	11.4478	8.6331	6.0894	9.4727	8.3957	5.1326	7.1814	6.5162	6.0799	11.0478	82.3754
	S	127.834	90.649	111.200	65.725	109.549	77.394	106.273	125.609	109.866	99.022	96.399	100.515
21	T	2.5059	14.0066	11.8893									
	S	121.350	74.088	80.745									

Event: Cooper Tires USF2000 Grand Prix of Alabama
Track: Barber Motorsports Park
Report: Section Data Report
Session: Race 1

Round 1 / 2
2.3 mile(s)
USF2000 Championship
April 17, 2021



Section Data for Car 11 - Campbell, Prescott

Lap	T/SF to I1	I1 to I2	I2 to I3A	I3A to I3	I3 to I4	I4 to I5A	I5A to I5	I5 to I6	I6 to I7	I7 to I8	I8 to SF	Lap	PO to SF	
1	T	3.0268	12.8715	8.8488	6.4608	9.7573	8.6941	5.1262	7.2264	6.9580	6.2484	11.0575	86.2758	146.8999
	S	100.466	80.622	108.489	61.947	106.354	74.737	106.405	124.826	102.890	96.352	96.315	95.971	53.886
2	T	2.4379	11.6097	8.7178	6.3296	10.2019	10.4975	7.1462	11.0961	11.5187	10.7734	16.7793	107.1081	
	S	124.735	89.385	110.120	63.231	101.719	61.898	76.328	81.294	62.152	55.883	63.471	77.305	
3	T	3.8950	23.8162	19.3425	10.5810	17.2793	16.8064	8.2346	16.3055	13.3516	10.9137	19.8395	160.3653	
	S	78.072	43.572	49.632	37.825	60.056	38.662	66.239	55.322	53.620	55.164	53.681	51.632	
4	T	4.7167	24.0356	15.6811	9.1886	16.7049	15.9710	7.8179	15.2366	12.3663	11.2013	18.8006	151.7206	
	S	64.471	43.175	61.220	43.557	62.121	40.685	69.770	59.203	57.892	53.748	56.647	54.574	
5	T	4.8512	21.4622	14.7731	8.4802	17.0267	16.1390	8.4506	15.6430	12.5575	11.3275	18.0898	148.8008	
	S	62.684	48.351	64.983	47.195	60.947	40.261	64.546	57.664	57.010	53.149	58.873	55.645	
6	T	4.8543	18.8412	13.6842	7.9001	14.6933	11.8178	7.8342	12.8715	11.7896	10.3753	12.7524	127.4139	
	S	62.644	55.078	70.154	50.661	70.626	54.983	69.625	70.081	60.724	58.027	83.514	64.985	
7	T	2.4884	11.8797	8.6197	6.4375	9.6880	8.9024	5.1286	7.2115	6.7523	6.1069	10.8995	84.1145	
	S	122.203	87.353	111.373	62.171	107.115	72.988	106.355	125.084	106.024	98.584	97.711	98.437	
8	T	2.4306	11.5928	8.6728	6.2129	9.5272	8.3006	5.0822	7.1695	6.7881	6.1138	10.8712	82.7617	
	S	125.109	89.515	110.691	64.419	108.923	78.280	107.326	125.817	105.465	98.473	97.965	100.046	
9	T	2.4289	11.4733	8.6513	6.1280	9.5092	8.2524	5.0763	7.1458	6.6614	6.0614	10.9641	82.3521	
	S	125.197	90.447	110.966	65.311	109.129	78.737	107.451	126.234	107.471	99.324	97.135	100.544	
10	T	2.4059	11.3672	8.6328	6.1290	9.4943	8.2280	5.0982	7.1676	6.6510	6.0827	10.7953	82.0520	
	S	126.394	91.291	111.204	65.301	109.300	78.971	106.990	125.850	107.639	98.977	98.654	100.912	
11	T	2.3915	11.3636	8.6151	6.0848	9.4807	8.2181	5.1013	7.1685	6.5989	6.0854	10.7545	81.8624	
	S	127.155	91.320	111.432	65.775	109.457	79.066	106.925	125.835	108.489	98.933	99.028	101.145	
12	T	2.3933	11.3143	8.6156	6.0356	9.4686	8.2070	5.1093	7.1905	6.5524	6.0446	10.8112	81.7424	
	S	127.059	91.718	111.426	66.311	109.597	79.173	106.757	125.450	109.259	99.601	98.509	101.294	
13	T	2.3928	11.3307	8.6061	6.0300	9.4968	8.2243	5.1141	7.2182	6.5150	6.0777	10.7863	81.7920	
	S	127.086	91.585	111.549	66.373	109.271	79.006	106.657	124.968	109.886	99.058	98.736	101.232	
14	T	2.3880	11.5303	8.6735	6.1796	9.5275	8.3828	5.1685	7.2658	6.5241	6.0663	10.9332	82.6396	
	S	127.341	90.000	110.682	64.766	108.919	77.513	105.534	124.150	109.733	99.244	97.410	100.194	
15	T	2.4072	11.3536	8.6256	5.9956	9.5081	8.1854	5.1337	7.2381	6.4993	6.0301	10.8749	81.8516	
	S	126.326	91.401	111.297	66.753	109.141	79.382	106.250	124.625	110.152	99.840	97.932	101.159	
16	T	2.4129	11.3751	8.6255	6.0021	9.4994	8.2581	5.1456	7.2515	6.5321	6.1273	10.8318	82.0614	
	S	126.027	91.228	111.298	66.681	109.241	78.683	106.004	124.394	109.599	98.256	98.322	100.900	
17	T	2.4069	11.3417	8.6534	6.0430	9.5208	8.3037	5.1333	7.2510	6.5214	6.1071	10.8352	82.1175	
	S	126.341	91.497	110.939	66.230	108.996	78.251	106.258	124.403	109.778	98.581	98.291	100.831	
18	T	2.4122	11.4164	8.6544	6.0793	9.5139	8.2116	5.1325	7.2608	6.4611	6.0688	10.8999	82.1109	
	S	126.064	90.898	110.926	65.834	109.075	79.129	106.275	124.235	110.803	99.203	97.707	100.839	
19	T	2.4064	11.4496	8.6320	6.0416	9.5147	8.2476	5.1403	7.2503	6.6099	6.1447	10.8806	82.3177	
	S	126.368	90.634	111.214	66.245	109.066	78.783	106.113	124.415	108.309	97.978	97.881	100.586	

Event: Cooper Tires USF2000 Grand Prix of Alabama

Round 1 / 2

Track: Barber Motorsports Park

2.3 mile(s)

Report: Section Data Report

USF2000 Championship

Session: Race 1

April 17, 2021



Section Data for Car 11 - Campbell, Prescott

Lap	T/SF to I1	I1 to I2	I2 to I3A	I3A to I3	I3 to I4	I4 to I5A	I5A to I5	I5 to I6	I6 to I7	I7 to I8	I8 to SF	Lap	PO to SF
20	T	2.4200	11.4328	8.6531	6.0623	9.5618	8.2987	5.1438	7.2693	6.6926	6.1830	10.8641	82.5815
	S	125.657	90.768	110.943	66.019	108.528	78.298	106.041	124.090	106.970	97.371	98.029	100.265
21	T	2.6675	13.6230	9.2960	6.3165	9.9574							
	S	113.998	76.175	103.270	63.362	104.217							

Event: Cooper Tires USF2000 Grand Prix of Alabama
 Track: Barber Motorsports Park
 Report: Section Data Report
 Session: Race 1

Round 1 / 2
 2.3 mile(s)
 USF2000 Championship
 April 17, 2021



Section Data for Car 12 - Porto, Kiko

Lap	T/SF to I1	I1 to I2	I2 to I3A	I3A to I3	I3 to I4	I4 to I5A	I5A to I5	I5 to I6	I6 to I7	I7 to I8	I8 to SF	Lap	PO to SF	
1	T	3.0077	13.5183	9.2235	7.2198	9.8458	9.5615	5.4049	7.7841	7.4753	6.7401	11.3881	91.1691	135.3544
	S	101.104	76.765	104.082	55.435	105.398	67.957	100.919	115.883	95.770	89.323	93.519	90.820	58.483
2	T	2.4586	12.3505	8.7750	6.4759	10.5030	9.6471	7.0505	10.7053	9.9830	11.6893	16.7356	106.3738	
	S	123.685	84.023	109.402	61.803	98.803	67.354	77.364	84.262	71.713	51.504	63.637	77.839	
3	T	4.5591	24.4774	18.0950	12.7832	16.7593	16.3461	8.2107	15.0796	12.8792	11.3258	21.6272	162.1426	
	S	66.700	42.395	53.053	31.309	61.919	39.751	66.432	59.819	55.586	53.157	49.244	51.066	
4	T	4.9089	24.5821	14.5561	8.8020	17.4233	15.0783	9.2565	13.5118	13.3324	12.9725	16.6658	151.0897	
	S	61.947	42.215	65.952	45.470	59.560	43.093	58.927	66.760	53.697	46.409	63.903	54.802	
5	T	6.1007	19.3268	16.0189	9.5421	15.3787	17.1756	8.9434	15.2265	12.0723	10.3017	18.0414	148.1281	
	S	49.845	53.694	59.929	41.943	67.478	37.831	60.990	59.242	59.302	58.441	59.031	55.898	
6	T	5.2288	17.5587	16.4866	6.5945	15.0598	10.6680	7.2924	13.2950	9.8906	9.7136	11.6739	123.4619	
	S	58.157	59.100	58.229	60.691	68.907	60.909	74.798	67.848	72.383	61.980	91.229	67.065	
7	T	2.4822	12.3590	8.8139	6.6465	10.0700	8.9009	5.1123	7.2286	7.0295	6.4196	10.9189	85.9814	
	S	122.509	83.965	108.919	60.216	103.051	73.001	106.695	124.788	101.844	93.782	97.537	96.300	
8	T	2.4684	12.0585	8.5754	6.2984	9.6710	8.7565	5.0822	7.1904	7.0443	6.2696	11.0115	84.4262	
	S	123.194	86.058	111.948	63.544	107.303	74.205	107.326	125.451	101.630	96.026	96.717	98.074	
9	T	2.5095	12.0004	8.5086	6.1655	9.6908	8.4278	5.0880	7.1653	6.5803	6.1036	10.7353	82.9751	
	S	121.176	86.474	112.827	64.914	107.084	77.099	107.204	125.891	108.796	98.638	99.205	99.789	
10	T	2.3846	11.3564	8.5638	6.1099	9.5456	8.3768	5.0708	7.1188	6.5186	6.2322	10.9746	82.2521	
	S	127.523	91.378	112.100	65.505	108.713	77.568	107.568	126.713	109.826	96.602	97.042	100.666	
11	T	2.4064	11.4919	8.5943	6.0577	9.4804	8.2390	5.0867	7.1209	6.5583	6.2416	10.8811	82.1583	
	S	126.368	90.301	111.702	66.069	109.460	78.865	107.232	126.676	109.161	96.457	97.876	100.781	
12	T	2.3687	11.5262	8.6115	6.0716	9.5011	8.2299	5.1203	7.1881	6.4217	6.1947	10.8382	82.0720	
	S	128.379	90.032	111.479	65.918	109.222	78.953	106.528	125.492	111.483	97.187	98.264	100.887	
13	T	2.3785	11.4971	8.6114	6.1283	9.5019	8.3019	5.1065	7.1767	6.5535	6.2413	10.7983	82.2954	
	S	127.850	90.260	111.480	65.308	109.213	78.268	106.816	125.691	109.241	96.462	98.627	100.613	
14	T	2.3845	11.6272	8.6586	6.0913	9.5060	8.2849	5.1229	7.1840	6.4999	6.2295	10.8268	82.4156	
	S	127.528	89.250	110.872	65.705	109.166	78.429	106.474	125.563	110.142	96.644	98.367	100.466	
15	T	2.3781	11.5164	8.6754	6.0630	9.5012	8.3174	5.1497	7.2157	6.5151	6.2352	10.8975	82.4647	
	S	127.871	90.109	110.658	66.011	109.221	78.122	105.920	125.011	109.885	96.556	97.729	100.407	
16	T	2.3912	11.5153	8.6557	6.1223	9.5346	8.2781	5.1471	7.2336	6.4587	6.2017	10.9251	82.4634	
	S	127.171	90.117	110.910	65.372	108.838	78.493	105.973	124.702	110.844	97.077	97.482	100.408	
17	T	2.3972	11.4379	8.6589	6.2806	9.6264	8.4972	5.1429	7.2310	6.4829	6.2897	10.8548	82.8995	
	S	126.853	90.727	110.869	63.724	107.800	76.469	106.060	124.747	110.430	95.719	98.113	99.880	
18	T	2.3967	11.4544	8.6797	6.0970	9.4989	8.2862	5.1437	7.2118	6.4348	6.2268	10.7884	82.2184	
	S	126.879	90.596	110.603	65.643	109.247	78.416	106.043	125.079	111.256	96.686	98.717	100.707	
19	T	2.3965	11.4305	8.6517	6.1467	9.4868	8.2430	5.1453	7.2338	6.4815	6.2735	10.8083	82.2976	
	S	126.890	90.786	110.961	65.113	109.386	78.827	106.010	124.699	110.454	95.966	98.535	100.610	

Event: Cooper Tires USF2000 Grand Prix of Alabama

Round 1 / 2

Track: Barber Motorsports Park

2.3 mile(s)

Report: Section Data Report

USF2000 Championship

Session: Race 1

April 17, 2021



Section Data for Car 12 - Porto, Kiko

Lap	T/SF to I1	I1 to I2	I2 to I3A	I3A to I3	I3 to I4	I4 to I5A	I5A to I5	I5 to I6	I6 to I7	I7 to I8	I8 to SF	Lap	PO to SF	
20	T	2.3932	11.4670	8.6739	6.0805	9.4984	8.2947	5.1337	7.2103	6.4751	6.3178	10.8680	82.4126	
	S	127.065	90.497	110.677	65.821	109.253	78.336	106.250	125.105	110.563	95.294	97.994	100.470	
21	T	2.5624	13.7645	11.9469										
	S	118.674	75.392	80.356										

Event: Cooper Tires USF2000 Grand Prix of Alabama**Round 1 / 2****Track:** Barber Motorsports Park**2.3 mile(s)****Report:** Section Data Report**USF2000 Championship****Session:** Race 1**April 17, 2021****Section Data for Car 16 - Vaccaro, Kent (R)**

Lap	T/SF to I1	I1 to I2	I2 to I3A	I3A to I3	I3 to I4	I4 to I5A	I5A to I5	I5 to I6	I6 to I7	I7 to I8	I8 to SF	Lap	PO to SF	
1	T	3.1807	14.2623	9.2284	7.8512	10.1333	9.4401	5.2699	7.5239	7.6470	6.7987	11.8340	93.1695	115.3438
	S	95.605	72.760	104.027	50.977	102.408	68.831	103.504	119.891	93.620	88.553	89.995	88.870	68.629
2	T	2.5231	13.7553	9.3060	6.6812	11.2344	9.4215	6.1753	11.1523	9.4466	12.4833	16.9241	109.1031	
	S	120.523	75.442	103.159	59.904	92.371	68.967	88.328	80.884	75.785	48.228	62.928	75.892	
3	T	4.3351	26.9526	17.0973	11.4367	17.8835	21.1484	5.8539	11.8251	12.2353	11.7237	22.9196	163.4112	
	S	70.146	38.502	56.149	34.995	58.027	30.724	93.178	76.282	58.512	51.353	46.467	50.670	
4	T	3.9542	24.8472	14.4457	9.5918	16.1349	15.2784	8.7113	13.4048	13.2028	13.5894	16.1766	149.3371	
	S	76.903	41.764	66.456	41.726	64.316	42.529	62.615	67.293	54.224	44.303	65.836	55.445	
5	T	5.8710	19.7585	18.3569	8.1103	15.7893	18.4671	6.6772	15.0763	11.3223	11.8966	17.7320	149.0575	
	S	51.795	52.521	52.296	49.348	65.723	35.185	81.689	59.832	63.230	50.607	60.061	55.549	
6	T	4.5610	16.7339	18.5266	6.7876	14.0398	10.2331	6.4487	13.7149	8.2928	9.5827	11.0809	120.0020	
	S	66.672	62.013	51.817	58.964	73.913	63.497	84.584	65.771	86.329	62.826	96.111	68.999	
7	T	2.5517	12.6132	8.7674	6.4669	9.8055	9.0713	5.1454	7.4435	7.2866	6.6023	10.9919	86.7457	
	S	119.172	82.273	109.497	61.889	105.831	71.630	106.008	121.186	98.250	91.187	96.890	95.451	
8	T	2.4696	12.0219	8.7138	6.3551	9.7307	8.6313	5.1427	7.1936	7.2834	6.3407	11.1799	85.0627	
	S	123.134	86.320	110.170	62.977	106.645	75.281	106.064	125.396	98.293	94.949	95.260	97.340	
9	T	2.5121	11.8391	8.6370	6.7257	9.8170	9.0910	5.1448	7.1845	6.9331	6.2828	10.8705	85.0376	
	S	121.050	87.653	111.150	59.507	105.707	71.474	106.021	125.554	103.260	95.824	97.972	97.369	
10	T	2.4126	11.6169	8.6794	6.1060	9.7480	8.4446	5.1373	7.2054	6.6469	6.3181	10.8074	83.1226	
	S	126.043	89.329	110.607	65.547	106.455	76.945	106.175	125.190	107.706	95.289	98.544	99.612	
11	T	2.4237	11.5966	8.7869	6.1560	9.5758	8.5615	5.1550	7.2403	6.7167	6.3476	10.7433	83.3034	
	S	125.466	89.485	109.254	65.014	108.370	75.895	105.811	124.587	106.586	94.846	99.132	99.396	
12	T	2.4244	11.6776	8.7582	6.3337	9.7570	8.4459	5.1748	7.2543	6.7000	6.2691	10.7932	83.5882	
	S	125.429	88.865	109.612	63.190	106.357	76.934	105.406	124.346	106.852	96.034	98.673	99.057	
13	T	2.4600	11.5192	8.7614	6.1086	9.6243	8.4229	5.1861	7.2895	6.5166	6.2305	10.7847	82.9038	
	S	123.614	90.087	109.572	65.519	107.824	77.144	105.176	123.746	109.859	96.629	98.751	99.875	
14	T	2.4342	11.5137	8.7934	6.1019	9.5720	8.4485	5.1918	7.2670	6.4407	6.2807	10.9291	82.9730	
	S	124.924	90.130	109.173	65.591	108.413	76.910	105.061	124.129	111.154	95.856	97.446	99.791	
15	T	2.4419	11.4670	8.7745	6.2706	9.6760	8.4698	5.1871	7.2965	6.5144	6.2269	10.8331	83.1578	
	S	124.530	90.497	109.408	63.826	107.248	76.716	105.156	123.627	109.896	96.685	98.310	99.570	
16	T	2.4505	11.4586	8.7564	6.1231	9.6255	8.3803	5.1921	7.3009	6.4476	6.3345	10.6951	82.7646	
	S	124.093	90.563	109.634	65.364	107.810	77.536	105.055	123.553	111.035	95.042	99.578	100.043	
17	T	2.4402	11.3489	8.7580	6.1231	9.6930	8.5150	5.2025	7.2986	6.5456	6.2846	10.7872	82.9967	
	S	124.617	91.439	109.614	65.364	107.059	76.309	104.845	123.592	109.373	95.797	98.728	99.763	
18	T	2.4619	11.4224	8.7740	6.1825	9.6235	8.4311	5.1937	7.2713	6.4616	6.2301	10.8476	82.8997	
	S	123.519	90.850	109.414	64.736	107.833	77.069	105.022	124.056	110.794	96.635	98.178	99.880	
19	T	2.4386	11.5045	8.7591	6.1511	9.6625	8.4418	5.1729	7.2618	6.5214	6.3302	10.7477	82.9916	
	S	124.699	90.202	109.600	65.066	107.397	76.971	105.445	124.218	109.778	95.107	99.091	99.769	

Event: Cooper Tires USF2000 Grand Prix of Alabama

Round 1 / 2

Track: Barber Motorsports Park

2.3 mile(s)

Report: Section Data Report

USF2000 Championship

Session: Race 1

April 17, 2021



Section Data for Car 16 - Vaccaro, Kent (R)

Lap	T/SF to I1	I1 to I2	I2 to I3A	I3A to I3	I3 to I4	I4 to I5A	I5A to I5	I5 to I6	I6 to I7	I7 to I8	I8 to SF	Lap	PO to SF
20	T	2.5014	12.1182	8.8525	6.4421	9.7497	8.6780	5.1464	7.2272	6.7768	6.3328	11.2392	85.0643
	S	121.568	85.634	108.444	62.127	106.437	74.876	105.988	124.813	105.641	95.068	94.758	97.338
21	T	2.6542	11.9626										
	S	114.570	86.748										

Event: Cooper Tires USF2000 Grand Prix of Alabama**Round 1 / 2****Track:** Barber Motorsports Park**2.3 mile(s)****Report:** Section Data Report**USF2000 Championship****Session:** Race 1**April 17, 2021****Section Data for Car 19 - Castro, Andre (R)**

Lap	T/SF to I1	I1 to I2	I2 to I3A	I3A to I3	I3 to I4	I4 to I5A	I5A to I5	I5 to I6	I6 to I7	I7 to I8	I8 to SF	Lap	PO to SF	SF to PI	
1	T	3.2163	13.9683	9.4845	8.4933	10.4314	9.5133	5.1994	7.5631	7.3879	6.5197	12.0378	93.8150	119.3800	
	S	94.547	74.292	101.218	47.123	99.481	68.302	104.907	119.269	96.903	92.343	88.471	88.259	66.309	
2	T	2.5019	13.5711	9.1558	6.8448	11.7813	9.3525	6.1601	11.5466	8.7982	12.8499	17.0846	109.6468		
	S	121.544	76.466	104.852	58.472	88.083	69.476	88.546	78.122	81.370	46.852	62.337	75.515		
3	T	4.4066	27.2965	16.6881	11.3016	17.4569	22.0851	5.9445	11.4690	11.8495	12.0217	23.7871	164.3066		
	S	69.008	38.017	57.526	35.413	59.445	29.421	91.758	78.651	60.417	50.080	44.772	50.394		
4	T	3.9466	24.9404	13.5251	9.4380	16.1459	16.4893	8.0509	13.2621	12.9865	13.9851	16.4719	149.2418		
	S	77.051	41.608	70.979	42.406	64.272	39.406	67.751	68.017	55.127	43.049	64.656	55.480		
5	T	5.1772	19.6781	17.8888	8.3023	16.6328	18.3567	6.1955	15.1573	11.1236	12.5654	17.5624	148.6401		
	S	58.737	52.735	53.665	48.207	62.390	35.397	88.040	59.512	64.359	47.913	60.641	55.705		
6	T	4.2140	17.4392	18.0820	6.9977	13.4842	10.3292	6.2604	13.6104	8.3661	9.2533	11.3337	119.3702		
	S	72.162	59.505	53.091	57.194	76.959	62.906	87.128	66.276	85.573	65.063	93.968	69.364		
7	T	2.5055	12.0591	8.7227	6.4832	9.8205	9.0127	5.1176	7.4745	7.2706	6.6522	11.1663	86.2849		
	S	121.369	86.053	110.058	61.733	105.669	72.095	106.584	120.683	98.466	90.503	95.376	95.961		
8	T	2.4836	11.8523	8.6991	6.3133	9.8155	8.5776	5.0837	7.3394	7.1027	6.4192	11.0927	84.7791		
	S	122.440	87.555	110.356	63.394	105.723	75.752	107.295	122.905	100.794	93.788	96.009	97.666		
9	T	2.5957	11.8666	8.5995	6.2405	9.6647	8.3078	5.1050	7.1552	6.7591	6.4789	11.0299	83.8029		
	S	117.152	87.449	111.634	64.134	107.373	78.212	106.847	126.069	105.918	92.924	96.556	98.803		
10	T	2.4406	11.6980	8.6198	6.1871	9.6018	8.3600	5.0776	7.1192	6.8820	6.4260	10.9172	83.3293		
	S	124.597	88.710	111.371	64.687	108.076	77.724	107.424	126.706	104.026	93.689	97.552	99.365		
11	T	2.3972	11.6358	8.6492	6.1200	9.6645	8.3026	5.1170	7.2021	6.6640	6.3140	10.8757	82.9421		
	S	126.853	89.184	110.993	65.397	107.375	78.261	106.597	125.248	107.429	95.351	97.925	99.829		
12	T	2.4164	11.5692	8.7219	6.1136	9.5992	8.1408	5.1158	7.2227	6.6706	6.2816	10.8798	82.7316		
	S	125.845	89.697	110.068	65.465	108.106	79.817	106.622	124.890	107.323	95.843	97.888	100.083		
13	T	2.4098	11.5688	8.6941	6.1487	9.5749	8.1805	5.1155	7.2070	6.6341	6.2883	10.8521	82.6738		
	S	126.189	89.701	110.420	65.091	108.380	79.429	106.628	125.162	107.914	95.741	98.138	100.153		
14	T	2.4113	11.6331	8.7060	6.1409	9.6073	8.2160	5.1309	7.2112	6.6635					87.8357
	S	126.111	89.205	110.269	65.174	108.014	79.086	106.308	125.090	107.437					87.017

Event: Cooper Tires USF2000 Grand Prix of Alabama
Track: Barber Motorsports Park
Report: Section Data Report
Session: Race 1

Round 1 / 2
2.3 mile(s)
USF2000 Championship
April 17, 2021



Section Data for Car 2 - Nepveu, Thomas (R)

Lap	T/SF to I1	I1 to I2	I2 to I3A	I3A to I3	I3 to I4	I4 to I5A	I5A to I5	I5 to I6	I6 to I7	I7 to I8	I8 to SF	Lap	PO to SF	
1	T	3.0510	13.7490	9.1197	7.1128	9.8781	9.6977	5.2847	7.7591	7.5692	6.6774	11.3179	91.2166	127.9098
	S	99.669	75.477	105.267	56.269	105.053	67.003	103.214	116.256	94.582	90.162	94.099	90.773	61.887
2	T	2.5398	13.7060	8.7251	6.4527	10.9333	9.1531	6.6878	10.7320	9.8439	11.8768	16.7520	107.4025	
	S	119.730	75.713	110.027	62.025	94.914	70.989	81.560	84.052	72.726	50.691	63.574	77.093	
3	T	4.5600	25.1827	17.6798	13.1372	16.0995	19.0038	6.1057	14.5110	12.7265	11.4625	21.8891	162.3578	
	S	66.687	41.208	54.299	30.465	64.457	34.192	89.335	62.163	56.253	52.523	48.654	50.998	
4	T	4.5706	24.6684	14.5294	9.1320	17.2903	15.7053	8.8052	13.3107	13.4700	12.9233	16.3379	150.7431	
	S	66.532	42.067	66.073	43.827	60.018	41.373	61.947	67.768	53.148	46.586	65.186	54.928	
5	T	6.1726	19.5435	16.3724	9.1138	15.5549	17.4470	8.5799	15.0836	11.9204	10.6880	17.9303	148.4064	
	S	49.265	53.098	58.635	43.914	66.714	37.243	63.574	59.803	60.057	56.329	59.397	55.793	
6	T	4.8706	17.6457	16.8788	6.7160	15.0494	10.4925	6.9245	13.3210	9.6229	9.4748	11.6616	122.6578	
	S	62.434	58.809	56.876	59.593	68.955	61.927	78.772	67.716	74.396	63.542	91.325	67.505	
7	T	2.5506	12.3802	8.9491	6.4688	9.8001	9.0672	5.0450	7.3059	7.0760	6.4354	10.8873	85.9656	
	S	119.223	83.822	107.273	61.870	105.889	71.662	108.118	123.468	101.174	93.552	97.820	96.318	
8	T	2.5217	12.0417	8.7084	6.1997	9.6574	8.6400	5.0285	7.2428	7.0449	6.3071	11.0411	84.4333	
	S	120.590	86.178	110.238	64.556	107.454	75.205	108.473	124.544	101.621	95.455	96.458	98.066	
9	T	2.5233	12.0121	8.7120	6.1778	9.6013	8.5591	5.0228	7.1810	6.8376	6.2618	10.8706	83.7594	
	S	120.513	86.390	110.193	64.785	108.082	75.916	108.596	125.616	104.702	96.146	97.971	98.855	
10	T	2.4046	11.6595	8.6203	6.1065	9.5788	8.3536	5.0847	7.2857	6.7405	6.1336	11.0361	83.0039	
	S	126.462	89.003	111.365	65.541	108.336	77.784	107.274	123.810	106.210	98.155	96.501	99.754	
11	T	2.4303	11.9425	8.6418	6.1387	9.5574	8.2930	5.0566	7.1845	6.7629	6.2064	10.9510	83.1651	
	S	125.125	86.894	111.088	65.197	108.578	78.352	107.870	125.554	105.858	97.004	97.251	99.561	
12	T	2.3997	11.6230	8.6098	6.1046	9.5318	8.2251	5.0496	7.0993	6.8341	6.3054	10.8448	82.6272	
	S	126.720	89.282	111.501	65.562	108.870	78.999	108.019	127.061	104.755	95.481	98.204	100.209	
13	T	2.4011	11.7330	8.6390	6.1079	9.4772	8.2444	5.0799	7.0943	6.6073	6.1771	10.9035	82.4647	
	S	126.646	88.445	111.124	65.526	109.497	78.814	107.375	127.151	108.351	97.464	97.675	100.407	
14	T	2.3756	11.6972	8.7043	6.1680	9.5727	8.2745	5.0829	7.1147	6.7133	6.2849	10.8579	82.8460	
	S	128.006	88.716	110.290	64.888	108.405	78.527	107.312	126.786	106.640	95.792	98.085	99.944	
15	T	2.3922	11.6804	8.6512	6.1060	9.5642	8.2818	5.1012	7.1307	6.7473	6.2292	10.8507	82.7349	
	S	127.118	88.843	110.967	65.547	108.501	78.458	106.927	126.502	106.103	96.649	98.150	100.079	
16	T	2.4003	11.6814	8.6983	6.1796	9.6340	8.2715	5.1024	7.1376	6.7935	6.3590	10.8599	83.1175	
	S	126.689	88.836	110.366	64.766	107.715	78.556	106.902	126.379	105.381	94.676	98.067	99.618	
17	T	2.4024	11.6078	8.6357	6.1033	9.5825	8.2779	5.0970	7.1511	6.7421	6.3388	10.8679	82.8065	
	S	126.578	89.399	111.166	65.576	108.294	78.495	107.015	126.141	106.185	94.978	97.995	99.992	
18	T	2.4109	11.6906	8.6370	6.1216	9.5585	8.2449	5.0999	7.1507	6.6902	6.3566	10.8380	82.7989	
	S	126.132	88.766	111.150	65.380	108.566	78.809	106.954	126.148	107.009	94.712	98.265	100.001	
19	T	2.4113	11.6755	8.6257	6.1022	9.5604	8.3013	5.0970	7.1528	6.7260	6.3437	10.8939	82.8898	
	S	126.111	88.881	111.295	65.587	108.544	78.274	107.015	126.111	106.439	94.904	97.761	99.892	

Event: Cooper Tires USF2000 Grand Prix of Alabama

Round 1 / 2

Track: Barber Motorsports Park

2.3 mile(s)

Report: Section Data Report

USF2000 Championship



Session: Race 1

April 17, 2021

Section Data for Car 2 - Nepveu, Thomas (R)

Lap	T/SF to I1	I1 to I2	I2 to I3A	I3A to I3	I3 to I4	I4 to I5A	I5A to I5	I5 to I6	I6 to I7	I7 to I8	I8 to SF	Lap	PO to SF
20	T	2.4197	11.7530	8.6628	6.1337	9.6194	8.3049	5.1110	7.1684	6.7220	6.3269	11.2049	83.4267
	S	125.673	88.295	110.819	65.251	107.879	78.240	106.722	125.836	106.502	95.156	95.048	99.249
21	T	2.5511	12.6648	9.3563									
	S	119.200	81.938	102.605									

Event: Cooper Tires USF2000 Grand Prix of Alabama**Round 1 / 2****Track:** Barber Motorsports Park**2.3 mile(s)****Report:** Section Data Report**USF2000 Championship****Session:** Race 1**April 17, 2021****Section Data for Car 20 - Sikes, Simon**

Lap	T/SF to I1	I1 to I2	I2 to I3A	I3A to I3	I3 to I4	I4 to I5A	I5A to I5	I5 to I6	I6 to I7	I7 to I8	I8 to SF	Lap	PO to SF	
1	T	3.0687	13.7871	9.1478	9.5062	10.1395	9.2726	5.1726	7.6955	7.5281	6.6246	11.4115	93.3542	127.2712
	S	99.094	75.268	104.943	42.102	102.345	70.074	105.451	117.217	95.098	90.880	93.327	88.694	62.197
2	T	2.4647	13.6418	8.7854	6.6875	11.0492	9.6704	6.0867	10.9946	9.0431	13.1508	16.9304	108.5046	
	S	123.378	76.070	109.272	59.847	93.919	67.192	89.614	82.044	79.166	45.780	62.905	76.310	
3	T	4.0635	27.0143	17.0336	11.8371	16.6664	21.2322	5.3820	12.8763	12.7279	11.3798	23.0748	163.2879	
	S	74.835	38.414	56.359	33.811	62.265	30.603	101.348	70.055	56.247	52.905	46.154	50.708	
4	T	3.4977	24.8237	14.4920	9.9960	16.1013	15.4674	8.6437	13.4990	13.4151	12.9715	16.5346	149.4420	
	S	86.940	41.804	66.243	40.039	64.450	42.009	63.104	66.823	53.366	46.413	64.410	55.406	
5	T	5.6625	19.8540	17.5841	8.6221	16.1282	17.6801	7.1987	15.5012	11.0925	11.4720	18.0358	148.8312	
	S	53.703	52.268	54.595	46.419	64.342	36.752	75.771	58.192	64.540	52.480	59.049	55.633	
6	T	4.4536	17.2440	18.1283	6.9713	14.1045	10.3663	6.2455	13.5349	8.6816	9.6438	11.0666	120.4404	
	S	68.280	60.179	52.956	57.411	73.574	62.681	87.336	66.646	82.463	62.428	96.236	68.748	
7	T	2.4707	12.2369	8.7868	6.7190	9.7817	9.1894	5.1487	7.3470	6.9780	6.5681	10.8467	86.0730	
	S	123.079	84.803	109.255	59.566	106.089	70.709	105.940	122.777	102.595	91.662	98.187	96.197	
8	T	2.4743	12.1802	8.6949	6.2243	9.6725	8.6800	5.1046	7.3563	6.9269	6.3933	10.8228	84.5301	
	S	122.900	85.198	110.410	64.301	107.286	74.859	106.855	122.622	103.352	94.168	98.403	97.953	
9	T	2.4906	12.2760	8.6281	6.1287	9.5602	8.5006	5.0962	7.1771	6.9085	6.5390	10.7748	84.0798	
	S	122.095	84.533	111.264	65.304	108.547	76.438	107.032	125.684	103.627	92.070	98.842	98.478	
10	T	2.4301	11.7971	8.6922	6.1082	9.5689	8.4036	5.0781	7.3456	6.8625	6.4532	10.7776	83.5171	
	S	125.135	87.965	110.444	65.523	108.448	77.321	107.413	122.801	104.322	93.294	98.816	99.141	
11	T	2.3955	11.6826	8.6325	6.0505	9.6472	8.5545	5.1107	7.3223	6.8658	6.4535	10.6733	83.3884	
	S	126.943	88.827	111.208	66.148	107.568	75.957	106.728	123.192	104.272	93.290	99.782	99.294	
12	T	2.3881	11.5379	8.6717	6.0285	9.5339	8.4269	5.1522	7.2073	6.7465	6.3790	10.7360	82.8080	
	S	127.336	89.941	110.705	66.389	108.846	77.107	105.868	125.157	106.116	94.379	99.199	99.990	
13	T	2.3836	11.6429	8.6923	6.0903	9.5725	8.2216	5.1088	7.2203	6.7533	6.3623	10.8409	82.8888	
	S	127.576	89.130	110.443	65.716	108.407	79.032	106.768	124.932	106.009	94.627	98.239	99.893	
14	T	2.3917	11.5712	8.6742	6.0465	9.5994	8.3160	5.1366	7.2084	6.7630	6.4409	10.8430	82.9909	
	S	127.144	89.682	110.673	66.192	108.103	78.135	106.190	125.138	105.857	93.472	98.220	99.770	
15	T	2.4006	11.5925	8.6563	6.0899	9.5954	8.3822	5.1592	7.2303	6.7357	6.5107	10.9237	83.2765	
	S	126.673	89.517	110.902	65.720	108.148	77.518	105.725	124.759	106.286	92.470	97.494	99.428	
16	T	2.4134	11.6561	8.7483	6.1403	9.5834	8.3445	5.1778	7.2795	6.7666	6.5909	10.8911	83.5919	
	S	126.001	89.029	109.736	65.180	108.284	77.868	105.345	123.916	105.800	91.345	97.786	99.053	
17	T	2.4132	11.6613	8.7095	6.0610	9.6195	8.3407	5.1801	7.2788	6.9026	6.4597	10.9575	83.5839	
	S	126.011	88.989	110.224	66.033	107.877	77.904	105.298	123.928	103.716	93.200	97.194	99.062	
18	T	2.4368	11.6479	8.7541	6.0726	9.6600	8.3537	5.1973	7.3041	6.7791	6.4756	10.9191	83.6003	
	S	124.791	89.091	109.663	65.907	107.425	77.783	104.950	123.499	105.605	92.971	97.536	99.043	
19	T	2.4225	11.7345	8.7417	6.0620	9.6599	8.4347	5.1945	7.3019	6.8537	6.5750	10.9780	83.9584	
	S	125.528	88.434	109.818	66.022	107.426	77.036	105.006	123.536	104.456	91.566	97.012	98.620	

Event: Cooper Tires USF2000 Grand Prix of Alabama

Round 1 / 2

Track: Barber Motorsports Park

2.3 mile(s)

Report: Section Data Report

USF2000 Championship

Session: Race 1

April 17, 2021



Section Data for Car 20 - Sikes, Simon

Lap	T/SF to I1	I1 to I2	I2 to I3A	I3A to I3	I3 to I4	I4 to I5A	I5A to I5	I5 to I6	I6 to I7	I7 to I8	I8 to SF	Lap	PO to SF
20	T	2.4359	12.0704	8.9246	6.3991	9.6963	8.5554	5.1875	7.3018	6.8058	6.3303	11.1547	84.8618
	S	124.837	85.973	107.568	62.544	107.023	75.949	105.148	123.537	105.191	95.105	95.475	97.570
21	T	2.4823	12.0931										
	S	122.504	85.812										

Event: Cooper Tires USF2000 Grand Prix of Alabama**Round 1 / 2****Track:** Barber Motorsports Park**2.3 mile(s)****Report:** Section Data Report**USF2000 Championship****Session:** Race 1**April 17, 2021****Section Data for Car 22 - Sundaramoorthy, Yuven**

Lap	T/SF to I1	I1 to I2	I2 to I3A	I3A to I3	I3 to I4	I4 to I5A	I5A to I5	I5 to I6	I6 to I7	I7 to I8	I8 to SF	Lap	PO to SF	
1	T	3.0261	12.6591	8.8699	6.4026	9.8022	8.6686	5.1851	7.2914	6.8507	6.1322	11.0495	85.9374	149.0629
	S	100.489	81.975	108.231	62.510	105.867	74.957	105.197	123.714	104.502	98.178	96.384	96.349	53.104
2	T	2.4430	11.6943	8.7936	6.3753	9.9655	10.5506	7.1548	10.9023	11.4552	10.8088	16.5702	106.7136	
	S	124.474	88.738	109.170	62.778	104.132	61.586	76.236	82.739	62.496	55.700	64.272	77.591	
3	T	4.0328	23.8149	19.4491	9.3221	18.6305	15.2159	9.7714	16.0813	13.1395	10.9120	19.2675	159.6370	
	S	75.404	43.575	49.360	42.933	55.700	42.704	55.822	56.093	54.485	55.173	55.274	51.868	
4	T	5.3865	23.0302	16.8817	8.3370	17.3856	14.8981	9.0083	15.3385	12.3579	11.2016	18.1223	151.9477	
	S	56.454	45.059	56.866	48.006	59.689	43.614	60.550	58.809	57.931	53.746	58.767	54.492	
5	T	5.2625	20.1379	16.3403	8.2505	17.4375	15.2161	9.2207	15.6837	12.5825	11.2504	17.8019	149.1840	
	S	57.784	51.531	58.750	48.509	59.511	42.703	59.155	57.515	56.897	53.513	59.825	55.502	
6	T	4.9947	18.5256	14.0740	7.7780	14.9760	12.0787	7.7198	13.0611	11.8449	10.3216	12.8556	128.2300	
	S	60.883	56.016	68.211	51.456	69.293	53.795	70.657	69.064	60.440	58.329	82.843	64.571	
7	T	2.4868	11.8041	8.7483	6.3957	9.7228	8.7107	5.1570	7.2629	6.6955	6.0336	10.9963	84.0137	
	S	122.282	87.912	109.736	62.578	106.731	74.595	105.770	124.199	106.924	99.782	96.851	98.555	
8	T	2.4324	11.5647	8.6946	6.0589	9.5803	8.3421	5.1285	7.2337	6.6855	6.0620	10.8502	82.6329	
	S	125.017	89.732	110.413	66.056	108.319	77.891	106.358	124.700	107.084	99.315	98.155	100.202	
9	T	2.4207	11.3983	8.6999	6.0554	9.5738	8.3761	5.1337	7.2278	6.6458	6.0654	10.8152	82.4121	
	S	125.621	91.042	110.346	66.094	108.392	77.575	106.250	124.802	107.724	99.259	98.473	100.471	
10	T	2.4082	11.2807	8.7046	6.0275	9.5386	8.2215	5.1320	7.2234	6.5406	5.9963	10.8134	81.8868	
	S	126.273	91.991	110.287	66.400	108.792	79.033	106.285	124.878	109.456	100.403	98.489	101.115	
11	T	2.4140	11.3051	8.6839	6.0002	9.5451	8.1963	5.1296	7.2307	6.5255	6.0103	10.7302	81.7709	
	S	125.970	91.793	110.549	66.702	108.718	79.276	106.335	124.752	109.709	100.169	99.253	101.259	
12	T	2.4052	11.2600	8.6876	5.9838	9.5494	8.1982	5.1351	7.2362	6.5260	5.9677	10.7496	81.6988	
	S	126.431	92.161	110.502	66.885	108.669	79.258	106.221	124.657	109.701	100.884	99.073	101.348	
13	T	2.4038	11.2330	8.6897	5.9734	9.5333	8.1961	5.1389	7.2436	6.5202	5.9872	10.8456	81.7648	
	S	126.504	92.382	110.476	67.002	108.853	79.278	106.142	124.530	109.799	100.555	98.197	101.266	
14	T	2.4081	11.2431	8.6973	5.9997	9.5412	8.2477	5.1431	7.2352	6.5213	5.9974	10.7822	81.8163	
	S	126.278	92.299	110.379	66.708	108.763	78.782	106.056	124.675	109.780	100.384	98.774	101.202	
15	T	2.4114	11.2664	8.6889	5.9653	9.5375	8.2405	5.1507	7.2487	6.5804	6.0190	10.8244	81.9332	
	S	126.106	92.108	110.486	67.093	108.805	78.851	105.899	124.442	108.794	100.024	98.389	101.058	
16	T	2.4142	11.2827	8.7048	5.9437	9.5490	8.2684	5.1676	7.2559	6.5044	6.0405	10.7767	81.9079	
	S	125.959	91.975	110.284	67.336	108.674	78.585	105.553	124.319	110.065	99.668	98.824	101.089	
17	T	2.4122	11.2957	8.7420	6.0056	9.5691	8.2316	5.1581	7.2587	6.5258	6.0101	10.7977	82.0066	
	S	126.064	91.869	109.815	66.642	108.446	78.936	105.747	124.271	109.704	100.172	98.632	100.967	
18	T	2.4149	11.2557	8.7175	6.0110	9.5617	8.2432	5.1640	7.2619	6.5374	5.9819	10.8713	82.0205	
	S	125.923	92.196	110.123	66.582	108.530	78.825	105.626	124.216	109.510	100.645	97.964	100.950	
19	T	2.4106	11.3110	8.7090	5.9779	9.5359	8.2073	5.1731	7.2593	6.5214	5.9955	10.8483	81.9493	
	S	126.147	91.745	110.231	66.951	108.823	79.170	105.441	124.261	109.778	100.416	98.172	101.038	

Event: Cooper Tires USF2000 Grand Prix of Alabama

Round 1 / 2

Track: Barber Motorsports Park

2.3 mile(s)

Report: Section Data Report

USF2000 Championship

Session: Race 1

April 17, 2021



Section Data for Car 22 - Sundaramoorthy, Yuven

Lap	T/SF to I1	I1 to I2	I2 to I3A	I3A to I3	I3 to I4	I4 to I5A	I5A to I5	I5 to I6	I6 to I7	I7 to I8	I8 to SF	Lap	PO to SF
20	T	2.4219	11.3748	8.7039	5.9501	9.5651	8.3029	5.1562	7.2664	6.5893	6.0989	10.9720	82.4015
	S	125.559	91.230	110.295	67.264	108.491	78.259	105.786	124.139	108.647	98.714	97.065	100.484
21	T	2.6171	12.4378	9.2638	6.2542	10.0594							
	S	116.194	83.433	103.629	63.993	103.160							

Event: Cooper Tires USF2000 Grand Prix of Alabama
 Track: Barber Motorsports Park
 Report: Section Data Report
 Session: Race 1

Round 1 / 2
 2.3 mile(s)
 USF2000 Championship
 April 17, 2021



Section Data for Car 23 - Denmark, Jace (R)

Lap	T/SF to I1	I1 to I2	I2 to I3A	I3A to I3	I3 to I4	I4 to I5A	I5A to I5	I5 to I6	I6 to I7	I7 to I8	I8 to SF	Lap	PO to SF	
1	T	3.0859	13.4552	9.1126	6.8203	9.8428	8.7851	5.1400	7.2825	7.5840	6.5235	11.0858	88.7177	144.5993
	S	98.542	77.125	105.349	58.682	105.430	73.963	106.120	123.865	94.397	92.289	96.069	93.330	54.744
2	T	2.4286	12.1279	8.8682	6.5348	10.0017	9.4603	6.7101	10.8431	11.0922	11.0751	16.5181	105.6601	
	S	125.212	85.565	108.252	61.246	103.755	68.684	81.289	83.191	64.542	54.360	64.475	78.364	
3	T	3.9321	23.7867	19.2731	11.0352	17.3365	17.0475	7.9020	15.9051	13.4450	11.0138	20.2368	160.9138	
	S	77.335	43.626	49.810	36.268	59.858	38.115	69.027	56.714	53.247	54.663	52.627	51.456	
4	T	5.1989	23.5002	15.5015	9.3541	16.5778	16.5262	7.4082	14.6831	12.7035	11.4151	18.7595	151.6281	
	S	58.491	44.158	61.929	42.786	62.597	39.318	73.628	61.434	56.355	52.741	56.771	54.607	
5	T	4.8043	21.1049	15.6424	7.6194	17.2986	17.1564	7.5194	15.4901	12.4443	11.5156	17.9743	148.5697	
	S	63.296	49.170	61.372	52.527	59.989	37.873	72.540	58.234	57.529	52.281	59.251	55.731	
6	T	4.8791	18.4510	14.6549	7.1761	15.1153	11.5878	8.0485	12.6693	11.1014	10.3890	12.5243	126.5967	
	S	62.325	56.242	65.507	55.772	68.654	56.074	67.771	71.199	64.488	57.950	85.035	65.405	
7	T	2.5252	12.4578	8.7686	6.5373	9.6716	8.6043	5.0803	7.1315	6.9789	6.3606	10.7536	84.8697	
	S	120.423	83.299	109.482	61.222	107.296	75.517	107.367	126.487	102.582	94.652	99.037	97.561	
8	T	2.4150	11.9067	8.7549	6.2523	9.6267	8.2996	5.0758	7.0950	6.7458	6.2834	12.0558	84.5110	
	S	125.918	87.155	109.653	64.013	107.797	78.290	107.462	127.138	106.127	95.815	88.339	97.975	
9	T	2.9335	12.4155	8.6475	6.1283	9.6566	8.3773	5.0840	7.0694	6.7241	6.2734	10.7698	84.0794	
	S	103.661	83.583	111.015	65.308	107.463	77.564	107.288	127.599	106.469	95.968	98.888	98.478	
10	T	2.3829	11.6323	8.6716	6.1125	9.5436	8.2566	5.0832	7.0719	6.6190	6.3028	10.7266	82.4030	
	S	127.614	89.211	110.706	65.477	108.735	78.697	107.305	127.553	108.160	95.520	99.286	100.482	
11	T	2.3746	11.4583	8.6106	6.0534	9.4797	8.1982	5.0912	7.0926	6.5476	6.2265	10.6705	81.8032	
	S	128.060	90.566	111.490	66.116	109.468	79.258	107.137	127.181	109.339	96.691	99.808	101.219	
12	T	2.3747	11.5701	8.6564	6.0344	9.5262	8.2528	5.0943	7.1116	6.5930	6.2247	10.8301	82.2683	
	S	128.054	89.690	110.901	66.324	108.934	78.734	107.072	126.841	108.586	96.719	98.337	100.646	
13	T	2.3776	11.5985	8.6484	6.0279	9.5277	8.1639	5.0981	7.1179	6.5302	6.2908	10.7603	82.1413	
	S	127.898	89.471	111.003	66.396	108.917	79.591	106.992	126.729	109.630	95.703	98.975	100.802	
14	T	2.3864	11.5251	8.6920	6.0590	9.5250	8.2193	5.1166	7.1342	6.4817	6.2265	10.8056	82.1714	
	S	127.427	90.041	110.446	66.055	108.948	79.055	106.605	126.440	110.451	96.691	98.560	100.765	
15	T	2.3874	11.4639	8.6783	6.0033	9.5310	8.1914	5.1231	7.1548	6.5890	6.2228	10.7617	82.1067	
	S	127.373	90.521	110.621	66.668	108.879	79.324	106.470	126.076	108.652	96.748	98.962	100.844	
16	T	2.4073	11.6007	8.6808	6.0458	9.5326	8.1527	5.1316	7.1610	6.4534	6.2405	10.7059	82.1123	
	S	126.320	89.454	110.589	66.199	108.861	79.700	106.293	125.966	110.935	96.474	99.478	100.838	
17	T	2.3796	11.5304	8.6655	6.0058	9.5252	8.1904	5.1353	7.1546	6.4669	6.3090	10.9171	82.2798	
	S	127.791	89.999	110.784	66.640	108.945	79.333	106.217	126.079	110.704	95.426	97.553	100.632	
18	T	2.4051	11.5776	8.6753	5.9981	9.5419	8.2322	5.1353	7.1533	6.5332	6.3175	10.8511	82.4206	
	S	126.436	89.632	110.659	66.726	108.755	78.931	106.217	126.102	109.580	95.298	98.147	100.460	
19	T	2.3983	11.5536	8.6769	6.0977	9.5410	8.2435	5.1559	7.1845	6.5097	6.2739	10.8861	82.5211	
	S	126.794	89.819	110.639	65.636	108.765	78.822	105.792	125.554	109.976	95.960	97.831	100.338	

Event: Cooper Tires USF2000 Grand Prix of Alabama

Round 1 / 2

Track: Barber Motorsports Park

2.3 mile(s)

Report: Section Data Report

USF2000 Championship

Session: Race 1

April 17, 2021



Section Data for Car 23 - Denmark, Jace (R)

Lap	T/SF to I1	I1 to I2	I2 to I3A	I3A to I3	I3 to I4	I4 to I5A	I5A to I5	I5 to I6	I6 to I7	I7 to I8	I8 to SF	Lap	PO to SF
20	T	2.4013	11.5807	8.6490	6.0657	9.5460	8.2634	5.1509	7.1840	6.5235	6.1947	10.7439	82.3031
	S	126.636	89.608	110.995	65.982	108.708	78.633	105.895	125.563	109.743	97.187	99.126	100.604
21	T	2.5477	13.7014	12.6642	7.8185								
	S	119.359	75.739	75.804	51.190								

Event: Cooper Tires USF2000 Grand Prix of Alabama**Round 1 / 2****Track:** Barber Motorsports Park**2.3 mile(s)****Report:** Section Data Report**USF2000 Championship****Session:** Race 1**April 17, 2021****Section Data for Car 24 - Pierson, Josh**

Lap	T/SF to I1	I1 to I2	I2 to I3A	I3A to I3	I3 to I4	I4 to I5A	I5A to I5	I5 to I6	I6 to I7	I7 to I8	I8 to SF	Lap	PO to SF	
1	T	3.0906	13.3787	8.9455	6.7233	9.8502	8.8055	5.1989	7.3001	6.8945	6.3296	11.0388	87.5557	146.2914
	S	98.392	77.566	107.317	59.528	105.351	73.792	104.917	123.566	103.838	95.116	96.478	94.568	54.111
2	T	2.4547	11.8600	8.7364	6.2566	9.9786	9.7828	7.0953	11.1964	11.4183	10.8484	16.6159	106.2434	
	S	123.881	87.498	109.885	63.969	103.995	66.420	76.875	80.566	62.698	55.496	64.095	77.934	
3	T	3.8582	23.7998	19.2454	10.9096	17.2612	17.0131	8.0813	16.0493	13.3196	10.9775	20.0706	160.5856	
	S	78.817	43.602	49.882	36.686	60.119	38.192	67.496	56.205	53.749	54.844	53.063	51.561	
4	T	4.9284	23.7865	15.4689	9.0740	16.9335	16.0335	7.6161	15.2351	12.6682	10.9597	18.8026	151.5065	
	S	61.702	43.627	62.060	44.107	61.283	40.526	71.619	59.208	56.512	54.933	56.641	54.651	
5	T	4.8328	21.4385	15.1653	7.9911	17.3272	16.1304	8.4739	15.5506	12.5407	11.1334	18.1353	148.7192	
	S	62.922	48.405	63.302	50.084	59.890	40.282	64.369	58.007	57.087	54.076	58.725	55.675	
6	T	5.0047	18.6113	14.2185	7.4561	15.0053	11.4676	7.9192	12.8189	11.6446	10.4516	12.8036	127.4014	
	S	60.761	55.758	67.518	53.678	69.157	56.662	68.877	70.368	61.480	57.603	83.180	64.991	
7	T	2.5387	12.1379	8.7556	6.2682	9.7841	8.4879	5.1015	7.2113	6.8730	6.2519	10.9318	84.3419	
	S	119.782	85.495	109.644	63.850	106.063	76.553	106.920	125.088	104.163	96.298	97.422	98.172	
8	T	2.4433	11.6529	8.7493	6.1963	9.6362	8.2226	5.1326	7.2162	6.6655	6.1965	10.7786	82.8900	
	S	124.459	89.053	109.723	64.591	107.691	79.023	106.273	125.003	107.405	97.159	98.807	99.891	
9	T	2.4210	11.4257	8.7165	6.0797	9.5665	8.1268	5.1107	7.1768	6.6384	6.1159	10.7649	82.1429	
	S	125.605	90.824	110.136	65.830	108.475	79.954	106.728	125.689	107.844	98.439	98.933	100.800	
10	T	2.3884	11.3428	8.7043	6.0609	9.5606	8.1560	5.1248	7.1828	6.6767	6.0548	10.8056	82.0577	
	S	127.320	91.488	110.290	66.034	108.542	79.668	106.434	125.584	107.225	99.433	98.560	100.905	
11	T	2.3940	11.2180	8.6603	6.0295	9.5154	8.2022	5.1105	7.1626	6.5883	6.0757	10.8625	81.8190	
	S	127.022	92.506	110.851	66.378	109.058	79.219	106.732	125.938	108.664	99.091	98.044	101.199	
12	T	2.3922	11.3119	8.6641	6.0026	9.5465	8.1371	5.1242	7.1953	6.5265	6.0328	10.8770	81.8102	
	S	127.118	91.738	110.802	66.676	108.702	79.853	106.447	125.366	109.693	99.795	97.913	101.210	
13	T	2.3935	11.1834	8.6429	6.0260	9.5561	8.1559	5.1059	7.1736	6.5399	6.1449	10.7371	81.6592	
	S	127.049	92.792	111.074	66.417	108.593	79.669	106.828	125.745	109.468	97.975	99.189	101.397	
14	T	2.3849	11.3558	8.6735	6.1887	9.5223	8.2411	5.1727	7.2921	6.6178	6.0997	10.9192	82.4678	
	S	127.507	91.383	110.682	64.671	108.979	78.845	105.449	123.702	108.179	98.701	97.535	100.403	
15	T	2.3841	11.5158	8.7017	6.0166	9.5369	8.1545	5.1396	7.2060	6.5125	6.0511	10.8169	82.0357	
	S	127.550	90.113	110.323	66.521	108.812	79.683	106.128	125.180	109.928	99.494	98.457	100.932	
16	T	2.3993	11.6382	8.6642	6.0367	9.5323	8.1683	5.1636	7.2271	6.5555	6.0953	10.7086	82.1891	
	S	126.742	89.166	110.801	66.299	108.864	79.548	105.635	124.814	109.207	98.772	99.453	100.743	
17	T	2.3853	11.4798	8.6733	6.0524	9.5691	8.1684	5.1365	7.2226	6.4901	6.0462	10.8937	82.1174	
	S	127.485	90.396	110.685	66.127	108.446	79.547	106.192	124.892	110.308	99.574	97.763	100.831	
18	T	2.4029	11.3502	8.6823	6.0231	9.5337	8.2045	5.1356	7.2125	6.5950	6.0873	10.8134	82.0405	
	S	126.552	91.428	110.570	66.449	108.848	79.197	106.210	125.067	108.553	98.902	98.489	100.926	
19	T	2.3970	11.4270	8.6438	6.0502	9.5389	8.2081	5.1272	7.2051	6.5642	6.1403	10.9964	82.2982	
	S	126.863	90.814	111.062	66.151	108.789	79.162	106.384	125.195	109.063	98.048	96.850	100.610	

Event: Cooper Tires USF2000 Grand Prix of Alabama

Round 1 / 2

Track: Barber Motorsports Park

2.3 mile(s)

Report: Section Data Report

USF2000 Championship



Session: Race 1

April 17, 2021

Section Data for Car 24 - Pierson, Josh

Lap	T/SF to I1	I1 to I2	I2 to I3A	I3A to I3	I3 to I4	I4 to I5A	I5A to I5	I5 to I6	I6 to I7	I7 to I8	I8 to SF	Lap	PO to SF
20	T	2.4008	11.3964	8.6629	6.0206	9.5493	8.3409	5.1422	7.2068	6.5815	6.2095	10.9719	82.4828
	S	126.662	91.057	110.817	66.476	108.671	77.902	106.074	125.166	108.776	96.956	97.066	100.385
21	T	2.6459	13.7351	9.3641	6.4013	9.9902							
	S	114.929	75.553	102.519	62.523	103.875							

Event: Cooper Tires USF2000 Grand Prix of Alabama
Track: Barber Motorsports Park
Report: Section Data Report
Session: Race 1

Round 1 / 2
2.3 mile(s)
USF2000 Championship
April 17, 2021



Section Data for Car 29 - Evans, Erik (R)

Lap	T/SF to I1	I1 to I2	I2 to I3A	I3A to I3	I3 to I4	I4 to I5A	I5A to I5	I5 to I6	I6 to I7	I7 to I8	I8 to SF	Lap	PO to SF	
1	T	3.2032	13.9866	9.1556	7.7217	9.9909	9.3678	5.2415	7.4423	8.2417	6.7073	11.4483	92.5069	117.8475
	S	94.933	74.194	104.854	51.831	103.867	69.362	104.065	121.205	86.864	89.760	93.027	89.507	67.171
2	T	2.4836	13.0700	9.0154	6.7008	10.6091	9.6041	6.0896	10.9759	9.4944	12.6444	16.3459	107.0332	
	S	122.440	79.398	106.484	59.728	97.815	67.656	89.571	82.184	75.403	47.614	65.154	77.359	
3	T	4.6250	25.7213	17.7606	12.1940	17.2050	19.4318	5.4996	13.9870	12.6847	11.5208	22.5016	163.1314	
	S	65.749	40.345	54.052	32.822	60.315	33.439	99.181	64.492	56.439	52.257	47.330	50.757	
4	T	3.8923	24.8820	14.4207	9.9448	16.3874	15.6873	8.6649	13.5261	13.4553	12.8612	16.4331	150.1551	
	S	78.126	41.706	66.571	40.245	63.325	41.420	62.950	66.689	53.206	46.811	64.808	55.143	
5	T	5.8906	19.7585	16.6756	9.8163	15.7027	16.9301	7.8933	15.1507	11.6165	11.3365	17.6725	148.4433	
	S	51.623	52.521	57.569	40.772	66.086	38.380	69.103	59.538	61.629	53.107	60.263	55.779	
6	T	4.3934	17.7399	17.9313	6.8209	14.4778	10.5914	6.0035	13.6771	9.0163	9.5036	11.2444	121.3996	
	S	69.215	58.497	53.538	58.677	71.677	61.349	90.856	65.953	79.402	63.349	94.714	68.205	
7	T	2.5240	12.5537	8.9284	6.6151	9.8477	8.8486	5.1581	7.2774	6.9187	6.4383	11.0284	86.1384	
	S	120.480	82.663	107.522	60.502	105.378	73.432	105.747	123.952	103.475	93.510	96.569	96.124	
8	T	2.4809	12.1447	8.9072	6.3850	9.7411	8.4824	5.1822	7.2411	6.7084	6.2657	10.9616	84.5003	
	S	122.573	85.447	107.778	62.682	106.531	76.602	105.255	124.573	106.718	96.086	97.157	97.988	
9	T	2.5073	12.1073	8.7435	6.1657	9.7017	8.3787	5.1560	7.1876	7.0431	6.4165	10.9328	84.3402	
	S	121.282	85.711	109.796	64.912	106.963	77.551	105.790	125.500	101.647	93.828	97.413	88.174	
10	T	2.4345	11.6659	8.7326	6.1306	9.6761	8.2552	5.1787	7.2385	6.6726	6.2128	11.0234	83.2209	
	S	124.909	88.954	109.933	65.284	107.246	78.711	105.327	124.618	107.291	96.904	96.613	99.494	
11	T	2.4326	11.7066	8.6894	6.3092	9.7681	8.6729	5.1166	7.1485	6.6735	6.2774	10.8043	83.5991	
	S	125.007	88.645	110.479	63.436	106.236	74.920	106.605	126.187	107.276	95.907	98.572	99.044	
12	T	2.4092	11.6047	8.7288	6.0695	9.6378	8.2510	5.1607	7.2232	6.5785	6.2215	10.9349	82.8198	
	S	126.221	89.423	109.981	65.941	107.673	78.751	105.694	124.882	108.826	96.769	97.395	99.976	
13	T	2.4238	11.7021	8.7740	6.0630	9.6080	8.2211	5.1725	7.2420	6.5981	6.2177	10.8814	82.9037	
	S	125.460	88.679	109.414	66.011	108.007	79.037	105.453	124.558	108.502	96.828	97.873	99.875	
14	T	2.4258	11.5840	8.7188	6.0785	9.6563	8.1593	5.1524	7.2099	6.5816	6.6395	10.8730	83.0791	
	S	125.357	89.583	110.107	65.843	107.466	79.636	105.864	125.112	108.774	90.676	97.949	99.664	
15	T	2.4315	11.5895	8.7512	6.0420	9.6227	8.1785	5.1795	7.2304	6.6261	6.1874	10.9014	82.7402	
	S	125.063	89.540	109.699	66.241	107.842	79.449	105.310	124.757	108.044	97.302	97.694	100.072	
16	T	2.4305	11.5749	8.6914	6.0369	9.6056	8.1958	5.1814	7.2233	6.4951	6.2105	10.8561	82.5015	
	S	125.115	89.653	110.454	66.297	108.034	79.281	105.272	124.880	110.223	96.940	98.102	100.362	
17	T	2.4304	11.4849	8.6870	6.0669	9.6482	8.1713	5.1573	7.2068	6.4735	6.2265	10.7879	82.3407	
	S	125.120	90.356	110.510	65.969	107.557	79.519	105.764	125.166	110.591	96.691	98.722	100.558	
18	T	2.4222	11.4910	8.6424	6.0402	9.6228	8.2417	5.1418	7.1804	6.5557	6.2875	10.8217	82.4474	
	S	125.543	90.308	111.080	66.261	107.840	78.840	106.082	125.626	109.204	95.753	98.413	100.428	
19	T	2.3940	11.6432	8.6483	6.0375	9.6192	8.3045	5.1627	7.2144	6.5965	6.6648	10.8620	83.1471	
	S	127.022	89.127	111.004	66.290	107.881	78.243	105.653	125.034	108.529	90.332	98.048	99.583	

Event: Cooper Tires USF2000 Grand Prix of Alabama

Round 1 / 2

Track: Barber Motorsports Park

2.3 mile(s)

Report: Section Data Report

USF2000 Championship

Session: Race 1

April 17, 2021



Section Data for Car 29 - Evans, Erik (R)

Lap	T/SF to I1	I1 to I2	I2 to I3A	I3A to I3	I3 to I4	I4 to I5A	I5A to I5	I5 to I6	I6 to I7	I7 to I8	I8 to SF	Lap	PO to SF
20	T	2.4188	11.5496	8.7055	6.0737	9.6275	8.3012	5.1854	7.2441	6.6345	6.3079	10.9987	83.0469
	S	125.720	89.850	110.275	65.895	107.788	78.275	105.190	124.521	107.907	95.443	96.830	99.703
21	T	2.5618	13.2104										
	S	118.702	78.554										

Event: Cooper Tires USF2000 Grand Prix of Alabama
Track: Barber Motorsports Park
Report: Section Data Report
Session: Race 1

Round 1 / 2
2.3 mile(s)
USF2000 Championship
April 17, 2021



Section Data for Car 3 - Stamer, Evan (R)

Lap	T/SF to I1	I1 to I2	I2 to I3A	I3A to I3	I3 to I4	I4 to I5A	I5A to I5	I5 to I6	I6 to I7	I7 to I8	I8 to SF	Lap	PO to SF	
1	T	3.1126	14.1327	9.4779	8.3228	10.1143	9.3997	5.1757	7.5398	7.6518	6.7086	12.1355	93.7714	116.1107
	S	97.697	73.427	101.288	48.088	102.600	69.127	105.388	119.638	93.561	89.742	87.759	88.300	68.176
2	T	2.5290	13.6753	8.8599	7.0674	12.0479	9.2607	6.1748	11.7377	8.9712	12.9026	16.9990	110.2255	
	S	120.242	75.883	108.353	56.630	86.133	70.165	88.336	76.850	79.801	46.661	62.651	75.119	
3	T	4.3534	28.0190	16.2279	11.3138	18.1154	22.4192	5.6085	10.7784	11.9654	11.5860	24.1062	164.4932	
	S	69.851	37.037	59.157	35.375	57.284	28.983	97.255	83.690	59.832	51.963	44.180	50.336	
4	T	3.9717	25.1747	13.0967	9.4488	16.0364	16.7252	7.8993	13.3503	13.0249	13.9289	16.4000	149.0569	
	S	76.564	41.221	73.301	42.357	64.711	38.850	69.051	67.567	54.965	43.223	64.939	55.549	
5	T	5.3487	19.4647	18.0100	8.3251	16.7581	18.4496	6.1051	14.9404	11.0338	12.8412	17.5452	148.8219	
	S	56.853	53.313	53.304	48.075	61.924	35.219	89.344	60.376	64.883	46.884	60.700	55.637	
6	T	4.0968	17.0024	18.7128	6.9736	13.0738	10.2479	6.6035	13.4757	8.2089	9.1673	11.3564	118.9191	
	S	74.226	61.034	51.302	57.392	79.375	63.405	82.601	66.939	87.211	65.673	93.780	69.627	
7	T	2.4909	12.6090	8.8486	6.3366	9.7111	8.5972	5.1122	7.4656	7.2984	6.6027	10.9224	85.9947	
	S	122.081	82.301	108.492	63.161	106.860	75.580	106.697	120.827	98.091	91.182	97.506	96.285	
8	T	2.5678	12.2693	8.7355	6.1834	9.6097	8.5293	5.0869	7.3810	7.0854	6.5262	10.9099	84.8844	
	S	118.425	84.579	109.896	64.726	107.987	76.181	107.227	122.212	101.040	92.251	97.618	97.544	
9	T	2.6072	12.0911	8.7140	6.1774	9.5782	8.6679	5.1030	7.2315	6.8312	6.3331	10.8599	84.1945	
	S	116.635	85.826	110.168	64.789	108.343	74.963	106.889	124.738	104.800	95.063	98.067	98.344	
10	T	2.3973	11.6963	8.6749	6.1334	9.5501	8.3284	5.0884	7.1451	6.7763	6.3570	10.8718	83.0190	
	S	126.847	88.723	110.664	65.254	108.661	78.019	107.196	126.247	105.649	94.706	97.960	99.736	
11	T	2.3995	11.7601	8.6658	6.0994	9.6875	8.5357	5.0730	7.3117	6.8761	6.3732	10.8557	83.6377	
	S	126.731	88.241	110.780	65.617	107.120	76.124	107.521	123.370	104.116	94.465	98.105	98.998	
12	T	2.3860	12.1479	8.7113	6.4272	9.6707	8.6455	5.1097	7.2058	6.8360	6.2941	11.0716	84.5058	
	S	127.448	85.424	110.202	62.271	107.306	75.157	106.749	125.183	104.726	95.652	96.192	97.981	
13	T	2.5411	12.3987	8.7429	6.3083	9.6361	8.4444	5.1029	7.1601	6.7864	6.4148	10.8812	84.4169	
	S	119.669	83.696	109.803	63.445	107.692	76.947	106.891	125.982	105.492	93.853	97.875	98.085	
14	T	2.4093	11.7254	8.7176	6.0972	9.5708	8.2945	5.1010	7.1820	6.8001	6.4380	10.8496	83.1855	
	S	126.215	88.503	110.122	65.641	108.426	78.338	106.931	125.598	105.279	93.514	98.160	99.537	
15	T	2.4142	11.8148	8.6798	6.1691	9.6053	8.4456	5.1387	7.2002	6.6934	6.4300	10.7827	83.3738	
	S	125.959	87.833	110.602	64.876	108.037	76.936	106.146	125.281	106.957	93.631	98.769	99.312	
16	T	2.4076	11.8250	8.7620	6.1506	9.5862	8.4208	5.1309	7.1953	6.6843	6.3866	11.0075	83.5568	
	S	126.305	87.757	109.564	65.071	108.252	77.163	106.308	125.366	107.103	94.267	96.752	99.094	
17	T	2.4239	12.0018	8.7230	6.1581	9.5692	8.4546	5.1115	7.2378	6.8911	6.5298	10.9244	84.0252	
	S	125.455	86.464	110.054	64.992	108.445	76.854	106.711	124.630	103.889	92.200	97.488	98.542	
18	T	2.4154	12.0353	8.7158	6.1658	9.6192	8.5224	5.1933	7.4750	6.8102	6.5134	11.0885	84.5543	
	S	125.897	86.224	110.145	64.911	107.881	76.243	105.030	120.675	105.123	92.432	96.045	97.925	
19	T	2.4703	11.8834	8.7282	6.1274	9.6336	8.4113	5.1539	7.3099	6.7575	6.4241	10.8449	83.7445	
	S	123.099	87.326	109.988	65.318	107.720	77.250	105.833	123.401	105.943	93.717	98.203	98.872	

Event: Cooper Tires USF2000 Grand Prix of Alabama

Round 1 / 2

Track: Barber Motorsports Park

2.3 mile(s)

Report: Section Data Report

USF2000 Championship

Session: Race 1

April 17, 2021



Section Data for Car 3 - Stamer, Evan (R)

Lap	T/SF to I1	I1 to I2	I2 to I3A	I3A to I3	I3 to I4	I4 to I5A	I5A to I5	I5 to I6	I6 to I7	I7 to I8	I8 to SF	Lap	PO to SF
20	T	2.4270	11.8490	8.7261	6.1661	9.6381	8.4279	5.1531	7.2447	7.0364	6.4775	10.9058	84.0517
	S	125.295	87.579	110.015	64.908	107.669	77.098	105.850	124.511	101.744	92.944	97.654	98.511
21	T	2.4506											
	S	124.088											

Event: Cooper Tires USF2000 Grand Prix of Alabama
Track: Barber Motorsports Park
Report: Section Data Report
Session: Race 1

Round 1 / 2
2.3 mile(s)
USF2000 Championship
April 17, 2021



Section Data for Car 33 - Green, Josh

Lap	T/SF to I1	I1 to I2	I2 to I3A	I3A to I3	I3 to I4	I4 to I5A	I5A to I5	I5 to I6	I6 to I7	I7 to I8	I8 to SF	Lap	PO to SF	
1	T	3.0501	13.5674	9.2171	6.9423	9.9794	9.2172	5.1714	7.3464	7.2232	6.5251	11.2102	89.4498	140.1299
	S	99.699	76.487	104.154	57.651	103.987	70.496	105.475	122.787	99.112	92.266	95.003	92.566	56.490
2	T	2.4685	12.1014	8.8184	6.3329	10.6615	10.4417	7.1276	10.5633	10.1270	11.3933	17.2111	107.2467	
	S	123.189	85.753	108.863	63.198	97.334	62.229	76.527	85.394	70.693	52.842	61.879	77.205	
3	T	4.3169	24.2040	17.9141	12.6174	17.3757	16.7564	7.6028	15.3450	12.8463	10.8380	21.7293	161.5459	
	S	70.442	42.874	53.589	31.720	59.723	38.778	71.744	58.784	55.729	55.549	49.012	51.255	
4	T	4.7707	24.6249	14.7210	8.8614	16.1620	16.8397	7.8937	14.0319	13.1289	12.5477	17.6379	151.2198	
	S	63.741	42.141	65.213	45.165	64.208	38.586	69.100	64.285	54.529	47.981	60.381	54.755	
5	T	6.3204	19.1743	16.3757	8.0792	16.1015	17.8046	7.9967	15.3298	12.2202	10.9613	18.1666	148.5303	
	S	48.113	54.121	58.623	49.538	64.449	36.495	68.210	58.843	58.584	54.925	58.624	55.746	
6	T	5.2416	17.5215	15.8960	6.4619	15.1176	11.2485	7.5819	12.9396	10.3978	9.7722	12.2244	124.4030	
	S	58.015	59.226	60.393	61.936	68.644	57.765	71.942	69.712	68.852	61.608	87.121	66.558	
7	T	2.5671	12.7137	8.9507	6.5552	9.8508	8.7120	5.1388	7.1870	6.9410	6.3206	10.8753	85.8122	
	S	118.457	81.623	107.254	61.055	105.344	74.584	106.144	125.511	103.142	95.251	97.928	96.490	
8	T	2.4714	12.1013	8.7838	6.2978	9.6252	8.4727	5.1130	7.1939	6.8069	6.2052	10.8060	83.8772	
	S	123.044	85.753	109.292	63.550	107.814	76.690	106.680	125.390	105.174	97.023	98.556	98.716	
9	T	2.6047	12.2490	8.7019	6.1434	9.6294	8.3842	5.1026	7.1548	6.6955	6.1933	10.8837	83.7425	
	S	116.747	84.719	110.321	65.148	107.767	77.500	106.897	126.076	106.924	97.209	97.853	98.875	
10	T	2.4034	11.4501	8.6732	6.1503	9.5883	8.2472	5.1027	7.1446	6.6346	6.1687	10.9072	82.4703	
	S	126.525	90.630	110.686	65.074	108.228	78.787	106.895	126.256	107.905	97.597	97.642	100.400	
11	T	2.3925	11.3418	8.6420	6.0745	9.5141	8.1963	5.1134	7.1572	6.6703	6.1970	10.8005	82.0996	
	S	127.102	91.496	111.085	65.886	109.073	79.276	106.672	126.033	107.328	97.151	98.607	100.853	
12	T	2.3861	11.3416	8.6187	5.9975	9.4891	8.1979	5.1165	7.1814	6.5684	6.1755	10.9065	81.9792	
	S	127.443	91.497	111.386	66.732	109.360	79.261	106.607	125.609	108.993	97.489	97.648	101.001	
13	T	2.3927	11.4488	8.6529	6.0754	9.5231	8.2056	5.1273	7.1980	6.5547	6.2283	10.7557	82.1625	
	S	127.091	90.641	110.945	65.877	108.969	79.186	106.382	125.319	109.221	96.663	99.017	100.776	
14	T	2.3849	11.5121	8.6925	6.0315	9.5121	8.2559	5.1372	7.1829	6.5567	6.1965	10.8184	82.2807	
	S	127.507	90.142	110.440	66.356	109.095	78.704	106.177	125.582	109.187	97.159	98.443	100.631	
15	T	2.3891	11.4424	8.6518	6.0138	9.5168	8.2295	5.1231	7.1966	6.5767	6.2128	10.7642	82.1168	
	S	127.283	90.691	110.960	66.551	109.042	78.957	106.470	125.343	108.855	96.904	98.939	100.832	
16	T	2.3867	11.5210	8.6445	6.0061	9.5132	8.1968	5.1207	7.1815	6.5574	6.2488	10.7494	82.1261	
	S	127.411	90.073	111.053	66.637	109.083	79.272	106.520	125.607	109.176	96.346	99.075	100.821	
17	T	2.3917	11.4643	8.6629	6.0070	9.5111	8.2300	5.1298	7.1981	6.5297	6.2679	10.8791	82.2716	
	S	127.144	90.518	110.817	66.627	109.107	78.952	106.331	125.317	109.639	96.052	97.894	100.642	
18	T	2.3953	11.5519	8.6668	6.0096	9.5054	8.2431	5.1257	7.1782	6.5381	6.2517	10.8174	82.2832	
	S	126.953	89.832	110.768	66.598	109.172	78.826	106.416	125.665	109.498	96.301	98.452	100.628	
19	T	2.3992	11.4952	8.6677	6.0205	9.5167	8.2781	5.1191	7.1693	6.5321	6.2614	10.8322	82.2915	
	S	126.747	90.275	110.756	66.477	109.043	78.493	106.553	125.821	109.599	96.152	98.318	100.618	

Event: Cooper Tires USF2000 Grand Prix of Alabama

Round 1 / 2

Track: Barber Motorsports Park

2.3 mile(s)

Report: Section Data Report

USF2000 Championship

Session: Race 1

April 17, 2021



Section Data for Car 33 - Green, Josh

Lap	T/SF to I1	I1 to I2	I2 to I3A	I3A to I3	I3 to I4	I4 to I5A	I5A to I5	I5 to I6	I6 to I7	I7 to I8	I8 to SF	Lap	PO to SF
20	T	2.3820	11.6520	8.6596	6.1338	9.5471	8.2527	5.1299	7.1848	6.6256	6.2394	10.8320	82.6389
	S	127.662	89.060	110.860	65.249	108.696	78.735	106.328	125.549	108.052	96.491	98.320	100.195
21	T	2.6558	14.9940	11.5117									
	S	114.501	69.210	83.393									

Event: Cooper Tires USF2000 Grand Prix of Alabama

Round 1 / 2

Track: Barber Motorsports Park

2.3 mile(s)



Report: Section Data Report

USF2000 Championship

Session: Race 1

April 17, 2021

Section Data for Car 34 - Christie, Dylan (R)

Lap	T/SF to I1	I1 to I2	I2 to I3A	I3A to I3	I3 to I4	I4 to I5A	I5A to I5	I5 to I6	I6 to I7	I7 to I8	I8 to SF	Lap	PI to PO	PO to SF	SF to PI	
1	T	3.0352	13.7332	9.1810	8.7044	10.1279	9.3792	5.2124	7.4083	7.7977	6.7464	12.9535	94.2792		123.5095	
	S	100.188	75.563	104.564	45.980	102.462	69.278	104.646	121.761	91.810	89.240	82.217	87.824		64.091	
2	T	2.8273	17.8313	12.9293	7.7476	13.1785	13.3772	7.6023	11.6099	11.0388			778.2916	665.5842		121.7159
	S	107.555	58.197	74.250	51.658	78.744	48.573	71.749	77.696	64.854			10.639	1.313		62.795
3	T			9.9648	6.9540	10.1724	9.0444	5.2609	7.7517	7.3315	6.8670	11.0769	101.4680		92.4595	
	S			96.339	57.554	102.014	71.843	103.681	116.367	97.648	87.672	96.146	81.602		85.615	
4	T	2.6413	12.3194	8.8592	6.2975	9.7578	8.6162	5.1909	7.3025	6.9024	6.4235	10.7518	85.0625			
	S	115.129	84.235	108.362	63.553	106.348	75.413	105.079	123.526	103.719	93.725	99.053	97.340			
5	T	2.4497	11.5384	8.7705	6.1881	9.6565	8.8675	5.2238	7.3204	6.8091	6.3218	10.7525	83.8983			
	S	124.134	89.937	109.458	64.677	107.464	73.276	104.417	123.224	105.140	95.233	99.047	98.691			
6	T	2.4598	11.4306	8.7042	6.1306	9.6582	8.3615	5.1789	7.2593	6.6100	6.2842	10.6689	82.7462			
	S	123.624	90.785	110.292	65.284	107.445	77.710	105.322	124.261	108.307	95.803	99.823	100.065			
7	T	2.4271	11.3568	8.6294	6.1346	9.6054	8.3712	5.1585	7.2561	6.5888	6.3470	10.6552	82.5301			
	S	125.290	91.375	111.248	65.241	108.036	77.620	105.739	124.315	108.655	94.855	99.951	100.327			
8	T	2.4237	11.3961	8.7249	6.0392	9.5508	8.3207	5.1651	7.2519	6.6611	6.3335	10.6958	82.5628			
	S	125.466	91.060	110.030	66.272	108.653	78.091	105.604	124.387	107.476	95.057	99.572	100.287			
9	T	2.4209	11.3869	8.6803	6.0365	9.5564	8.3198	5.1588	7.2412	6.5865	6.3437	10.6879	82.4189			
	S	125.611	91.133	110.595	66.301	108.590	78.100	105.733	124.571	108.693	94.904	99.645	100.462			
10	T	2.4245	11.3743	8.7053	5.9968	9.5103	8.5865	5.1863	7.2599	6.5534	6.2762	10.6485	82.5220			
	S	125.424	91.234	110.278	66.740	109.116	75.674	105.172	124.250	109.242	95.925	100.014	100.337			
11	T	2.4176	11.4540	8.7191	6.0455	9.5612	8.3881	5.1843	7.2610	6.5131	6.3059	10.7451	82.5949			
	S	125.782	90.600	110.103	66.203	108.535	77.464	105.213	124.232	109.918	95.473	99.115	100.248			
12	T	2.4254	11.4070	8.6530	6.0206	9.5415	8.4110	5.1616	7.2478	6.5400	6.3047	10.6829	82.3955			
	S	125.378	90.973	110.944	66.476	108.759	77.253	105.675	124.458	109.466	95.492	99.692	100.491			
13	T	2.4152	11.7056	9.0319	6.1677	9.6562	8.6405	5.1962	7.2856	6.5947	6.3975	10.6825	83.7736			
	S	125.907	88.652	106.290	64.891	107.467	75.201	104.972	123.812	108.558	94.106	99.696	98.838			
14	T	2.4206	11.3601	8.7123	6.0581	9.5479	8.4312	5.1618	7.2473	6.4580	6.2954	10.6680	82.3607			
	S	125.626	91.348	110.189	66.065	108.686	77.068	105.671	124.466	110.856	95.633	99.831	100.533			
15	T	2.4205	11.4423	8.6983	6.0316	9.5616	8.3709	5.1553	7.2404	6.6605	6.4951	10.7558	82.8323			
	S	125.631	90.692	110.366	66.355	108.531	77.623	105.805	124.585	107.486	92.692	99.016	99.961			
16	T	2.4922														
	S	122.017														

Event: Cooper Tires USF2000 Grand Prix of Alabama**Round 1 / 2****Track:** Barber Motorsports Park**2.3 mile(s)****Report:** Section Data Report**USF2000 Championship****Session:** Race 1**April 17, 2021****Section Data for Car 4 - d'Orlando, Michael**

Lap	T/SF to I1	I1 to I2	I2 to I3A	I3A to I3	I3 to I4	I4 to I5A	I5A to I5	I5 to I6	I6 to I7	I7 to I8	I8 to SF	Lap	PO to SF	
1	T	3.0412	13.1821	9.1224	6.7417	9.8967	8.8825	5.2772	7.4893	7.3433	6.5435	10.9460	88.4659	145.3296
	S	99.990	78.722	105.235	59.366	104.856	73.152	103.361	120.445	97.491	92.007	97.296	93.595	54.469
2	T	2.4266	12.1052	8.8204	6.4041	10.1993	9.5523	6.6049	10.7723	11.2359	10.8607	16.7522	105.7339	
	S	125.316	85.726	108.839	62.495	101.745	68.023	82.583	83.737	63.716	55.433	63.574	78.310	
3	T	3.8198	23.8569	19.1706	10.8491	17.5264	16.7029	8.0504	16.0764	13.4738	10.9820	20.0297	160.5380	
	S	79.609	43.498	50.077	36.890	59.209	38.902	67.755	56.110	53.133	54.821	53.171	51.577	
4	T	5.1708	23.4491	15.7138	9.3913	16.5792	16.0310	7.7557	14.9302	12.6699	11.2390	18.5645	151.4945	
	S	58.809	44.254	61.093	42.617	62.592	40.532	70.330	60.418	56.505	53.568	57.368	54.655	
5	T	4.9507	21.3797	15.2659	7.9807	17.2842	16.0722	8.3348	15.8374	12.3670	11.2961	18.0768	148.8455	
	S	61.424	48.538	62.885	50.149	60.039	40.428	65.443	56.957	57.889	53.297	58.915	55.628	
6	T	4.9722	18.6012	14.3947	7.3012	14.9699	11.5559	7.7927	12.8040	11.5011	10.4095	12.6597	126.9621	
	S	61.158	55.788	66.691	54.817	69.321	56.229	69.996	70.450	62.247	57.836	84.125	65.216	
7	T	2.5200	12.4858	8.8329	6.4060	9.7242	8.5475	5.1040	7.1958	6.8536	6.3412	10.8123	84.8233	
	S	120.671	83.113	108.685	62.477	106.716	76.019	106.868	125.357	104.457	94.942	98.499	97.615	
8	T	2.4404	11.8443	8.7843	6.2644	9.5934	8.2336	5.0888	7.1501	6.7568	6.2709	10.7866	83.2136	
	S	124.607	87.614	109.286	63.889	108.171	78.917	107.187	126.158	105.954	96.006	98.734	99.503	
9	T	2.4115	11.6138	8.7655	6.2226	9.5997	8.1875	5.1118	7.1666	6.5908	6.3448	10.6751	82.6897	
	S	126.100	89.353	109.520	64.318	108.100	79.362	106.705	125.868	108.622	94.888	99.765	100.133	
10	T	2.4002	11.5619	8.6929	6.1731	9.5840	8.1497	5.1174	7.1717	6.5807	6.1449	10.7695	82.3460	
	S	126.694	89.754	110.435	64.834	108.277	79.730	106.588	125.778	108.789	97.975	98.890	100.551	
11	T	2.4074	11.4283	8.7177	6.1067	9.5788	8.1371	5.1160	7.1789	6.4998	6.1845	10.7373	82.0925	
	S	126.315	90.803	110.121	65.539	108.336	79.853	106.617	125.652	110.143	97.347	99.187	100.862	
12	T	2.3980	11.4224	8.7147	6.0665	9.5628	8.0767	5.1227	7.1954	6.5738	6.2518	10.6893	82.0741	
	S	126.810	90.850	110.159	65.973	108.517	80.450	106.478	125.364	108.903	96.300	99.632	100.884	
13	T	2.3967	11.4070	8.7357	6.0688	9.5695	8.1032	5.1251	7.1953	6.4925	6.2535	10.6186	81.9659	
	S	126.879	90.973	109.894	65.948	108.441	80.187	106.428	125.366	110.267	96.273	100.296	101.018	
14	T	2.4020	11.4678	8.7296	6.1598	9.5878	8.1558	5.1240	7.1891	6.5152	6.1231	10.7581	82.2123	
	S	126.599	90.491	109.971	64.974	108.234	79.670	106.451	125.474	109.883	98.324	98.995	100.715	
15	T	2.4185	11.4513	8.7202	6.1293	9.5809	8.0862	5.1201	7.1799	6.5302	6.1609	10.8532	82.2307	
	S	125.735	90.621	110.089	65.297	108.312	80.356	106.532	125.635	109.630	97.720	98.128	100.692	
16	T	2.4125	11.4017	8.6805	6.0760	9.5741	8.0841	5.1209	7.1811	6.5468	6.2780	10.7423	82.0980	
	S	126.048	91.015	110.593	65.870	108.389	80.377	106.515	125.614	109.353	95.898	99.141	100.855	
17	T	2.4058	11.3843	8.6926	6.1042	9.6112	8.1567	5.1270	7.1933	6.5081	6.2002	10.7824	82.1658	
	S	126.399	91.154	110.439	65.566	107.971	79.661	106.389	125.401	110.003	97.101	98.772	100.772	
18	T	2.4071	11.4813	8.7220	6.2048	9.6559	8.2958	5.1443	7.2018	6.6989	6.1997	10.8224	82.8340	
	S	126.331	90.384	110.066	64.503	107.471	78.326	106.031	125.253	106.870	97.109	98.407	99.959	
19	T	2.4088	11.4560	8.7126	6.0676	9.5925	8.1638	5.1456	7.2139	6.5521	6.2979	10.7549	82.3657	
	S	126.242	90.584	110.185	65.961	108.181	79.592	106.004	125.043	109.264	95.595	99.025	100.527	

Event: Cooper Tires USF2000 Grand Prix of Alabama

Round 1 / 2

Track: Barber Motorsports Park

2.3 mile(s)

Report: Section Data Report

USF2000 Championship

Session: Race 1

April 17, 2021



Section Data for Car 4 - d'Orlando, Michael

Lap	T/SF to I1	I1 to I2	I2 to I3A	I3A to I3	I3 to I4	I4 to I5A	I5A to I5	I5 to I6	I6 to I7	I7 to I8	I8 to SF	Lap	PO to SF
20	T	2.4169	11.5544	8.7134	6.0649	9.5861	8.1605	5.1293	7.2119	6.5451	6.0967	10.8263	82.3055
	S	125.819	89.812	110.175	65.991	108.253	79.624	106.341	125.077	109.381	98.749	98.372	100.601
21	T	2.6177	13.9674	11.9504	6.7007								
	S	116.167	74.296	80.332	59.729								

Event: Cooper Tires USF2000 Grand Prix of Alabama
Track: Barber Motorsports Park
Report: Section Data Report
Session: Race 1

Round 1 / 2
2.3 mile(s)
USF2000 Championship
April 17, 2021



Section Data for Car 44 - Brooks, Christian

Lap	T/SF to I1	I1 to I2	I2 to I3A	I3A to I3	I3 to I4	I4 to I5A	I5A to I5	I5 to I6	I6 to I7	I7 to I8	I8 to SF	Lap	PO to SF	
1	T	3.0995	13.4170	9.2479	6.8995	9.9677	8.8501	5.1791	7.4182	7.1763	6.6343	11.1162	89.0058	141.6882
	S	98.110	77.344	103.807	58.008	104.109	73.420	105.318	121.599	99.760	90.747	95.806	93.028	55.869
2	T	2.4793	12.0281	8.7161	6.3558	10.3056	9.9991	6.7003	10.8900	10.5835	11.2338	16.6489	105.9405	
	S	122.652	86.275	110.141	62.970	100.695	64.983	81.407	82.832	67.644	53.592	63.968	78.157	
3	T	3.9859	23.7103	19.2991	10.9831	18.9560	15.3200	7.9454	16.2080	13.2631	10.6620	21.2531	161.5860	
	S	76.292	43.767	49.743	36.440	54.744	42.413	68.650	55.654	53.978	56.466	50.110	51.242	
4	T	5.2583	23.4596	16.0899	7.6752	16.8249	16.6611	7.5191	14.3545	12.6715	12.3207	18.1583	150.9931	
	S	57.831	44.235	59.665	52.146	61.678	38.999	72.543	62.841	56.498	48.865	58.651	54.837	
5	T	6.8301	19.2904	16.4716	7.2503	16.7350	16.9316	7.4512	15.5650	12.7502	11.7342	17.6049	148.6145	
	S	44.522	53.795	58.282	55.201	62.009	38.376	73.204	57.953	56.149	51.307	60.495	55.715	
6	T	5.9276	17.2926	14.7554	7.6312	15.3366	10.8740	7.8798	13.0759	10.5157	10.2434	12.3846	125.9168	
	S	51.301	60.010	65.061	52.446	67.663	59.755	69.222	68.985	68.080	58.774	85.994	65.758	
7	T	2.5573	12.5551	8.7985	6.4320	9.6999	8.6659	5.0761	7.1090	6.9342	6.3714	10.8824	85.0818	
	S	118.911	82.654	109.110	62.224	106.983	74.980	107.455	126.888	103.243	94.492	97.864	97.318	
8	T	2.4357	11.9105	8.7587	6.2993	9.5897	8.3362	5.0826	7.1043	6.6640	6.2544	10.9032	83.3386	
	S	124.847	87.127	109.605	63.535	108.213	77.946	107.318	126.972	107.429	96.260	97.678	99.354	
9	T	2.4298	11.6924	8.6561	6.1401	9.5157	8.2163	5.0938	7.1104	6.6397	6.2378	10.7323	82.4644	
	S	125.151	88.752	110.904	65.183	109.054	79.083	107.082	126.863	107.823	96.516	99.233	100.407	
10	T	2.3823	11.5642	8.6395	6.1144	9.5336	8.1972	5.0782	7.0922	6.6529	6.1604	10.7884	82.2033	
	S	127.646	89.736	111.118	65.457	108.849	79.268	107.411	127.188	107.609	97.728	98.717	100.726	
11	T	2.3867	11.4802	8.6552	6.1041	9.4819	8.2230	5.0780	7.0925	6.6438	6.1414	10.7787	82.0655	
	S	127.411	90.393	110.916	65.567	109.443	79.019	107.415	127.183	107.756	98.031	98.806	100.895	
12	T	2.3825	11.4484	8.6468	6.1450	9.5007	8.1634	5.0829	7.1078	6.5694	6.1536	11.0175	82.2180	
	S	127.635	90.644	111.024	65.131	109.226	79.596	107.312	126.909	108.976	97.836	96.664	100.708	
13	T	2.4048	11.5136	8.6559	6.0687	9.5190	8.1740	5.0986	7.1262	6.5439	6.1030	10.7113	81.9190	
	S	126.452	90.131	110.907	65.949	109.016	79.493	106.981	126.582	109.401	98.647	99.428	101.075	
14	T	2.3804	11.4892	8.6618	6.1435	9.4896	8.1768	5.0702	7.0932	6.6255	6.1316	10.8087	82.0705	
	S	127.748	90.322	110.831	65.146	109.354	79.465	107.580	127.170	108.054	98.187	98.532	100.889	
15	T	2.3866	11.5053	8.6018	6.1459	9.5288	8.1812	5.0696	7.0837	6.6012	6.1443	10.9659	82.2143	
	S	127.416	90.196	111.605	65.121	108.904	79.423	107.593	127.341	108.451	97.984	97.119	100.712	
16	T	2.3936	11.5295	8.6437	6.0296	9.4808	8.1680	5.0768	7.0807	6.5849	6.2690	10.8181	82.0747	
	S	127.043	90.006	111.064	66.377	109.456	79.551	107.441	127.395	108.720	96.035	98.446	100.884	
17	T	2.3904	11.5072	8.6293	6.1418	9.4450	8.2356	5.0770	7.0778	6.6407	6.1870	10.8392	82.1710	
	S	127.213	90.181	111.249	65.164	109.871	78.898	107.436	127.447	107.806	97.308	98.254	100.765	
18	T	2.3893	11.5343	8.5633	6.1099	9.7695	8.3419	5.0769	7.0945	6.8499	6.2468	10.9604	82.9367	
	S	127.272	89.969	112.106	65.505	106.221	77.893	107.439	127.147	104.514	96.377	97.168	99.835	
19	T	2.3983	11.5379	8.6366	6.0617	9.4963	8.2198	5.0813	7.1067	6.5785	6.2747	10.8402	82.2320	
	S	126.794	89.941	111.155	66.026	109.277	79.050	107.345	126.929	108.826	95.948	98.245	100.691	

Event: Cooper Tires USF2000 Grand Prix of Alabama

Round 1 / 2

Track: Barber Motorsports Park

2.3 mile(s)

Report: Section Data Report

USF2000 Championship

Session: Race 1

April 17, 2021



Section Data for Car 44 - Brooks, Christian

Lap	T/SF to I1	I1 to I2	I2 to I3A	I3A to I3	I3 to I4	I4 to I5A	I5A to I5	I5 to I6	I6 to I7	I7 to I8	I8 to SF	Lap	PO to SF
20	T	2.4009	11.6156	8.6531	6.0956	9.4985	8.2991	5.0878	7.1208	6.6666	6.1022	10.9981	82.5383
	S	126.657	89.339	110.943	65.658	109.252	78.294	107.208	126.678	107.387	98.660	96.835	100.317
21	T	2.6584	13.8711	12.9782	7.8368								
	S	114.389	74.812	73.970	51.070								

Event: Cooper Tires USF2000 Grand Prix of Alabama
Track: Barber Motorsports Park
Report: Section Data Report
Session: Race 1

Round 1 / 2
2.3 mile(s)
USF2000 Championship
April 17, 2021



Section Data for Car 5 - Kohlbecker, Spike (R)

Lap	T/SF to I1	I1 to I2	I2 to I3A	I3A to I3	I3 to I4	I4 to I5A	I5A to I5	I5 to I6	I6 to I7	I7 to I8	I8 to SF	Lap	PO to SF	
1	T	3.0687	13.5240	9.1812	6.8624	9.8951	8.9915	5.1399	7.3052	7.2209	6.6878	11.0853	88.9620	143.1775
	S	99.094	76.732	104.561	58.322	104.873	72.265	106.122	123.480	99.144	90.021	96.073	93.073	55.287
2	T	2.4318	12.0697	8.7276	6.6520	10.8783	10.1089	6.7927	10.6574	10.5155	11.1438	16.8194	106.7971	
	S	125.048	85.978	109.996	60.166	95.394	64.277	80.300	84.640	68.081	54.025	63.320	77.530	
3	T	4.0140	23.7235	19.2870	11.1384	18.6373	15.8679	7.5648	16.2619	13.0459	10.7920	21.2160	161.5487	
	S	75.758	43.743	49.774	35.932	55.680	40.949	72.104	55.470	54.876	55.786	50.198	51.254	
4	T	5.2403	23.5301	16.0214	7.9735	16.5300	16.6468	7.4780	14.4818	12.7345	12.7711	17.6940	151.1015	
	S	58.029	44.102	59.920	50.195	62.778	39.033	72.941	62.288	56.218	47.141	60.190	54.798	
5	T	6.8256	19.2369	16.2931	8.1017	16.2889	16.8185	7.3719	15.6536	12.7302	11.4995	17.8432	148.6631	
	S	44.552	53.945	58.921	49.400	63.708	38.634	73.991	57.625	56.237	52.354	59.687	55.696	
6	T	5.7862	17.4538	14.9136	7.2345	15.2809	10.9783	7.7990	13.0732	10.5840	9.9467	12.2598	125.3100	
	S	52.555	59.456	64.371	55.322	67.910	59.187	69.939	69.000	67.641	60.527	86.869	66.076	
7	T	2.5497	12.7209	9.0374	6.6204	9.6199	8.6533	5.0861	7.2450	6.8868	6.3991	10.8922	85.7108	
	S	119.265	81.577	106.225	60.454	107.873	75.090	107.244	124.506	103.954	94.083	97.776	96.604	
8	T	2.4328	11.9720	8.6705	6.3158	9.7459	8.5552	5.0778	7.1164	6.7188	6.2282	10.7451	83.5785	
	S	124.996	86.680	110.720	63.369	106.478	75.951	107.419	126.756	106.553	96.664	99.115	99.069	
9	T	2.5190	12.1805	8.5899	6.2303	9.7273	8.3103	5.0604	7.1231	6.6800	6.2884	10.8057	83.5149	
	S	120.719	85.196	111.759	64.239	106.682	78.189	107.789	126.637	107.172	95.739	98.559	99.144	
10	T	2.3848	11.5779	8.6655	6.1355	9.5898	8.1815	5.0789	7.1157	6.6179	6.2634	10.6309	82.2418	
	S	127.512	89.630	110.784	65.231	108.212	79.420	107.396	126.768	108.178	96.121	100.180	100.679	
11	T	2.3829	11.4386	8.6318	6.0447	9.5394	8.1556	5.0739	7.1071	6.6068	6.2547	10.7320	81.9675	
	S	127.614	90.722	111.217	66.211	108.783	79.672	107.502	126.922	108.359	96.255	99.236	101.016	
12	T	2.3826	11.4926	8.6560	6.0827	9.5352	8.1485	5.0805	7.1354	6.5833	6.2504	10.7180	82.0652	
	S	127.630	90.295	110.906	65.798	108.831	79.741	107.362	126.418	108.746	96.321	99.366	100.895	
13	T	2.3766	11.4567	8.6621	6.0711	9.5669	8.1479	5.0947	7.1516	6.5509	6.2534	10.6313	81.9632	
	S	127.952	90.578	110.828	65.923	108.471	79.747	107.063	126.132	109.284	96.275	100.176	101.021	
14	T	2.3916	11.4732	8.6686	6.0897	9.5716	8.1929	5.1105	7.1615	6.5374	6.2582	10.6823	82.1375	
	S	127.150	90.448	110.745	65.722	108.417	79.309	106.732	125.958	109.510	96.201	99.698	100.807	
15	T	2.3936	11.4549	8.6948	6.0559	9.5919	8.1368	5.1185	7.1752	6.5290	6.2028	10.6958	82.0492	
	S	127.043	90.592	110.411	66.089	108.188	79.856	106.565	125.717	109.651	97.060	99.572	100.915	
16	T	2.3940	11.4691	8.7044	6.0180	9.5796	8.1417	5.1277	7.1840	6.5159	6.2279	10.6522	82.0145	
	S	127.022	90.480	110.289	66.505	108.327	79.808	106.374	125.563	109.871	96.669	99.979	100.958	
17	T	2.3964	11.5211	8.6862	6.0394	9.5695	8.1432	5.1163	7.1785	6.5452	6.2609	10.7138	82.1705	
	S	126.895	90.072	110.520	66.269	108.441	79.793	106.611	125.659	109.379	96.160	99.405	100.766	
18	T	2.4000	11.5110	8.6710	6.0433	9.5915	8.2172	5.1095	7.1712	6.5727	6.2175	10.8400	82.3449	
	S	126.705	90.151	110.714	66.227	108.192	79.075	106.753	125.787	108.922	96.831	98.247	100.553	
19	T	2.3913	11.5132	8.6626	6.0709	9.5548	8.2384	5.1183	7.1781	6.5344	6.2175	10.7851	82.2646	
	S	127.166	90.134	110.821	65.926	108.608	78.871	106.569	125.666	109.560	96.831	98.747	100.651	

Event: Cooper Tires USF2000 Grand Prix of Alabama

Round 1 / 2

Track: Barber Motorsports Park

2.3 mile(s)

Report: Section Data Report

USF2000 Championship

Session: Race 1

April 17, 2021



Section Data for Car 5 - Kohlbecker, Spike (R)

Lap	T/SF to I1	I1 to I2	I2 to I3A	I3A to I3	I3 to I4	I4 to I5A	I5A to I5	I5 to I6	I6 to I7	I7 to I8	I8 to SF	Lap	PO to SF
20	T	2.3888	11.5312	8.6572	6.0635	9.5673	8.2293	5.1005	7.1654	6.5256	6.1580	10.8623	82.2491
	S	127.299	89.993	110.890	66.006	108.466	78.958	106.941	125.889	109.708	97.766	98.046	100.670
21	T	2.7454	14.4992	12.6194	7.7301								
	S	110.764	71.571	76.073	51.775								

Event: Cooper Tires USF2000 Grand Prix of Alabama**Round 1 / 2****Track:** Barber Motorsports Park**2.3 mile(s)****Report:** Section Data Report**USF2000 Championship****Session:** Race 1**April 17, 2021****Section Data for Car 6 - Garg, Bijoy**

Lap	T/SF to I1	I1 to I2	I2 to I3A	I3A to I3	I3 to I4	I4 to I5A	I5A to I5	I5 to I6	I6 to I7	I7 to I8	I8 to SF	Lap	PO to SF	
1	T	3.0414	13.9012	9.0239	7.0366	9.8079	9.8479	5.2355	7.8272	8.2273	6.7182	11.3812	92.0483	126.1581
	S	99.984	74.650	106.384	56.878	105.805	65.981	104.184	115.245	87.016	89.614	93.575	89.953	62.746
2	T	2.4329	14.0279	8.8948	6.4706	10.5731	9.3259	6.1155	10.8514	9.6470	12.2047	16.6100	107.1538	
	S	124.991	73.976	107.928	61.853	98.148	69.674	89.192	83.127	74.211	49.329	64.118	77.272	
3	T	4.7121	25.5675	17.6291	12.6026	16.8226	18.8127	6.0838	14.1095	12.6752	11.4700	22.3923	162.8774	
	S	64.534	40.588	54.455	31.758	61.686	34.539	89.657	63.932	56.481	52.489	47.561	50.836	
4	T	4.1189	24.8363	14.3303	9.8801	16.4393	15.8965	8.6468	13.5647	13.3252	12.8084	16.3036	150.1501	
	S	73.828	41.783	66.991	40.508	63.125	40.875	63.082	66.499	53.726	47.004	65.323	55.145	
5	T	6.1824	19.7383	16.5329	9.4079	15.4771	17.2370	8.1813	15.2973	11.6875	11.0561	17.9187	148.7165	
	S	49.187	52.574	58.066	42.542	67.049	37.696	66.671	58.968	61.254	54.454	59.435	55.676	
6	T	4.5098	17.6992	17.1045	6.9544	14.9590	10.6324	6.2624	13.7364	9.0621	9.5557	11.4137	121.8896	
	S	67.429	58.631	56.126	57.550	69.371	61.113	87.100	65.668	79.000	63.004	93.309	67.930	
7	T	2.5317	12.2498	8.8416	6.4335	9.6954	9.2451	5.1124	7.2999	7.0350	6.4661	11.0375	85.9480	
	S	120.113	84.714	108.578	62.210	107.033	70.283	106.692	123.570	101.764	93.108	96.489	96.337	
8	T	2.4746	11.9571	8.8057	6.1474	9.6353	8.6628	5.0742	7.1871	6.9128	6.3952	10.8845	84.1367	
	S	122.885	86.788	109.020	65.105	107.701	75.007	107.496	125.509	103.563	94.140	97.846	98.411	
9	T	2.6333	12.1388	8.7246	6.1355	9.6001	8.5406	5.0730	7.1472	6.7837	6.3369	10.8898	84.0035	
	S	115.479	85.488	110.034	65.231	108.095	76.080	107.521	126.210	105.534	95.006	97.798	98.567	
10	T	2.3957	11.5680	8.6282	6.0780	9.5559	8.3978	5.0729	7.1674	6.8368	6.2508	10.9887	82.9402	
	S	126.932	89.707	111.263	65.849	108.595	77.374	107.523	125.854	104.714	96.315	96.918	99.831	
11	T	2.4128	11.9311	8.6650	6.1102	9.5474	8.5978	5.1977	7.2149	6.7089	6.2145	10.9060	83.5063	
	S	126.032	86.977	110.791	65.502	108.692	75.574	104.942	125.025	106.710	96.878	97.653	99.154	
12	T	2.3977	11.6811	8.5701	6.0984	9.5351	8.2895	5.1017	7.1867	6.7187	6.2904	10.7926	82.6620	
	S	126.826	88.838	112.017	65.628	108.832	78.385	106.916	125.516	106.555	95.709	98.679	100.167	
13	T	2.3837	11.5690	8.5601	6.1269	9.5164	8.2859	5.1017	7.1767	6.7043	6.1951	10.7658	82.3856	
	S	127.571	89.699	112.148	65.323	109.046	78.419	106.916	125.691	106.784	97.181	98.924	100.503	
14	T	2.3849	11.5091	8.5967	6.1678	9.5707	8.2885	5.1004	7.1395	6.6440	6.2692	10.8549	82.5257	
	S	127.507	90.166	111.671	64.890	108.428	78.394	106.943	126.346	107.753	96.032	98.112	100.332	
15	T	2.3888	11.6196	8.6069	6.1485	9.5715	8.3766	5.1068	7.1431	6.6203	6.2749	10.8382	82.6952	
	S	127.299	89.308	111.538	65.093	108.418	77.570	106.809	126.282	108.138	95.945	98.264	100.127	
16	T	2.3844	11.6466	8.7522	6.1355	9.5850	8.3976	5.1089	7.1563	6.6708	6.3468	10.9424	83.1265	
	S	127.534	89.101	109.687	65.231	108.266	77.376	106.766	126.049	107.320	94.858	97.328	99.607	
17	T	2.3853	11.5847	8.6469	6.1277	9.5404	8.3465	5.0984	7.1525	6.6860	6.2962	10.8497	82.7143	
	S	127.485	89.577	111.022	65.314	108.772	77.850	106.985	126.116	107.076	95.620	98.159	100.104	
18	T	2.3995	11.8426	8.6300	6.1001	9.5557	8.3557	5.1239	7.1866	6.6339	6.2690	10.9314	83.0284	
	S	126.731	87.627	111.240	65.610	108.598	77.764	106.453	125.518	107.917	96.035	97.426	99.725	
19	T	2.3948	11.5665	8.6331	6.1343	9.5704	8.3876	5.1348	7.1955	6.6160	6.2601	10.8569	82.7500	
	S	126.980	89.718	111.200	65.244	108.431	77.468	106.227	125.362	108.209	96.172	98.094	100.060	

Event: Cooper Tires USF2000 Grand Prix of Alabama

Round 1 / 2

Track: Barber Motorsports Park

2.3 mile(s)

Report: Section Data Report

USF2000 Championship

Session: Race 1

April 17, 2021



Section Data for Car 6 - Garg, Bijoy

Lap	T/SF to I1	I1 to I2	I2 to I3A	I3A to I3	I3 to I4	I4 to I5A	I5A to I5	I5 to I6	I6 to I7	I7 to I8	I8 to SF	Lap	PO to SF
20	T	2.3972	11.8255	8.6910	6.1037	9.5463	8.3777	5.1124	7.1758	6.6552	6.3921	10.9807	83.2576
	S	126.853	87.753	110.459	65.571	108.705	77.560	106.692	125.707	107.571	94.186	96.988	99.450
21	T	2.6239	12.7726	9.5408									
	S	115.893	81.246	100.620									

Event: Cooper Tires USF2000 Grand Prix of Alabama**Round 1 / 2****Track:** Barber Motorsports Park**2.3 mile(s)****Report:** Section Data Report**USF2000 Championship****Session:** Race 1**April 17, 2021****Section Data for Car 63 - Burke, Trey (R)**

Lap	T/SF to I1	I1 to I2	I2 to I3A	I3A to I3	I3 to I4	I4 to I5A	I5A to I5	I5 to I6	I6 to I7	I7 to I8	I8 to SF	Lap	PO to SF	
1	T	3.0992	13.8262	9.1089	6.8515	9.9279	9.7626	5.2248	7.8420	7.9371	6.9940	11.4634	92.0376	109.5975
	S	98.119	75.055	105.391	58.415	104.526	66.557	104.397	115.027	90.198	86.080	92.904	89.963	72.227
2	T	2.4405	15.0425	8.9761	6.5814	11.0883	9.4598	6.3377	11.1422	9.3166	12.5892	16.9448	109.9191	
	S	124.602	68.986	106.951	60.812	93.588	68.688	86.065	80.958	76.842	47.822	62.851	75.328	
3	T	4.2143	27.0834	16.8596	11.8638	17.0470	21.8604	5.4953	11.9734	12.4903	11.6665	22.7637	163.3177	
	S	72.157	38.316	56.941	33.735	60.874	29.724	99.258	75.337	57.317	51.605	46.785	50.699	
4	T	3.9917	24.6225	14.2984	10.1437	16.0355	15.3281	8.5569	13.4913	13.3519	13.1775	16.4786	149.4761	
	S	76.181	42.145	67.140	39.456	64.714	42.391	63.744	66.861	53.619	45.687	64.629	55.393	
5	T	5.7764	19.7124	18.1276	8.4450	15.5781	18.3824	6.8085	15.3117	11.3136	11.7499	17.5345	148.7401	
	S	52.644	52.643	52.958	47.392	66.614	35.348	80.114	58.912	63.279	51.238	60.737	55.668	
6	T	4.5073	17.3503	18.1330	6.9889	13.9786	10.3316	6.3743	13.5278	8.5615	9.6064	11.3101	120.6698	
	S	67.466	59.810	52.942	57.266	74.237	62.892	85.571	66.681	83.620	62.671	94.164	68.617	
7	T	2.5336	12.5131	8.7311	6.4048	9.9005	9.0014	5.1599	7.5985	7.1612	6.5479	10.9712	86.5232	
	S	120.023	82.931	109.952	62.489	104.816	72.186	105.710	118.714	99.971	91.945	97.072	95.697	
8	T	2.4644	12.1187	8.6044	6.3816	9.7773	8.4732	5.1132	7.3886	7.2158	6.3945	11.0767	85.0084	
	S	123.393	85.630	111.571	62.716	106.136	76.686	106.676	122.086	99.214	94.151	96.148	97.402	
9	T	2.4478	11.9362	8.6194	6.1544	9.6931	8.3603	5.1097	7.2022	6.9946	6.4052	11.0332	83.9561	
	S	124.230	86.940	111.377	65.031	107.058	77.721	106.749	125.246	102.352	93.993	96.527	98.623	
10	T	2.4210	11.7503	8.6391	6.1202	9.6855	8.3174	5.1055	7.1781	6.8295	6.3866	10.8783	83.3115	
	S	125.605	88.315	111.123	65.394	107.142	78.122	106.837	125.666	104.826	94.267	97.901	99.386	
11	T	2.3985	11.6211	8.6128	6.5367	9.8083	8.6365	5.0955	7.2174	6.7919	6.3604	10.9896	84.0687	
	S	126.784	89.297	111.462	61.228	105.801	75.236	107.046	124.982	105.406	94.655	96.910	98.491	
12	T	2.4014	11.7382	8.6061	6.1475	9.6122	8.3843	5.1114	7.2057	6.8500	6.3333	12.0083	84.3984	
	S	126.631	88.406	111.549	65.104	107.959	77.499	106.713	125.185	104.512	95.060	88.689	98.106	
13	T	2.7174	12.1031	8.6324	6.1667	9.5713	8.3541	5.1105	7.1670	6.7933	6.3881	10.8112	83.8151	
	S	111.905	85.741	111.209	64.901	108.421	77.779	106.732	125.861	105.385	94.245	98.509	98.789	
14	T	2.4035	11.6661	8.7307	6.1224	9.6293	8.4114	5.1403	7.1802	6.6315	6.3786	10.8616	83.1556	
	S	126.520	88.952	109.957	65.371	107.768	77.249	106.113	125.630	107.956	94.385	98.052	99.572	
15	T	2.4025	11.7089	8.6096	6.2583	9.5795	8.4557	5.1285	7.2150	6.7236	6.2842	11.0193	83.3851	
	S	126.573	88.627	111.503	63.951	108.328	76.844	106.358	125.024	106.477	95.803	96.649	99.298	
16	T	2.4187	11.8223	8.6263	6.2483	9.5857	8.5335	5.1903	7.2552	6.7539	6.4321	11.1392	84.0055	
	S	125.725	87.777	111.288	64.054	108.258	76.144	105.091	124.331	105.999	93.600	95.608	98.565	
17	T	2.4141	11.9017	8.6313	6.1579	9.6590	8.3909	5.1510	7.2980	6.8611	6.4362	11.0503	83.9515	
	S	125.965	87.192	111.223	64.994	107.436	77.438	105.893	123.602	104.343	93.541	96.377	98.628	
18	T	2.4324	12.3078	8.6223	6.3714	9.6294	8.6013	5.1506	7.2341	6.8297	6.5192	14.1427	87.8409	
	S	125.017	84.315	111.339	62.816	107.767	75.544	105.901	124.694	104.823	92.350	75.304	94.261	
19	T	3.0666	12.3818	8.6725	6.2207	9.6902	8.3903	5.1833	7.2737	6.9949	6.5313	10.9370	85.3423	
	S	99.162	83.811	110.695	64.338	107.090	77.443	105.233	124.015	102.347	92.179	97.376	97.021	

Event: Cooper Tires USF2000 Grand Prix of Alabama

Round 1 / 2

Track: Barber Motorsports Park

2.3 mile(s)

Report: Section Data Report

USF2000 Championship

Session: Race 1

April 17, 2021



Section Data for Car 63 - Burke, Trey (R)

Lap	T/SF to I1	I1 to I2	I2 to I3A	I3A to I3	I3 to I4	I4 to I5A	I5A to I5	I5 to I6	I6 to I7	I7 to I8	I8 to SF	Lap	PO to SF
20	T	2.4187	12.1696	8.6560	6.1733	9.7387	8.4135	5.1644	7.2558	7.0125	6.5858	11.0848	84.6731
	S	125.725	85.272	110.906	64.832	106.557	77.230	105.618	124.321	102.090	91.416	96.078	97.788
21	T	2.5727											
	S	118.199											

Event: Cooper Tires USF2000 Grand Prix of Alabama
 Track: Barber Motorsports Park
 Report: Section Data Report
 Session: Race 1

Round 1 / 2
 2.3 mile(s)
 USF2000 Championship
 April 17, 2021



Section Data for Car 8 - Lee, Jackson (R)

Lap	T/SF to I1	I1 to I2	I2 to I3A	I3A to I3	I3 to I4	I4 to I5A	I5A to I5	I5 to I6	I6 to I7	I7 to I8	I8 to SF	Lap	PO to SF	
1	T	3.0254	13.5833	9.0580	6.9231	9.9039	9.6127	5.2983	7.7414	7.4377	6.6540	11.5563	90.7941	132.0933
	S	100.513	76.397	105.984	57.810	104.780	67.595	102.949	116.522	96.254	90.479	92.158	91.195	59.927
2	T	2.4764	12.5430	8.7004	6.4179	10.2138	9.6339	7.1673	10.6589	10.0892	11.5025	16.8059	106.2092	
	S	122.796	82.734	110.340	62.361	101.601	67.446	76.103	84.628	70.958	52.340	63.371	77.959	
3	T	4.6023	23.9506	18.2781	12.7185	17.1127	16.3963	8.0640	15.3073	12.7006	11.0900	21.7233	161.9437	
	S	66.074	43.328	52.522	31.468	60.641	39.629	67.641	58.929	56.368	54.287	49.026	51.129	
4	T	4.8810	24.0989	15.1933	8.6168	16.9856	15.7167	8.2431	14.3953	13.0709	13.0858	16.7778	151.0652	
	S	62.301	43.061	63.186	46.447	61.095	41.343	66.171	62.662	54.771	46.008	63.477	54.811	
5	T	6.2347	19.2241	16.3905	9.1446	15.2111	17.4322	8.2122	15.5030	12.3865	10.4607	18.1526	148.3522	
	S	48.774	53.981	58.571	43.767	68.222	37.274	66.420	58.185	57.798	57.553	58.669	55.813	
6	T	5.2034	17.3295	16.4466	6.9463	14.3669	11.1726	7.2648	13.4962	9.7783	9.7136	12.0504	123.7686	
	S	58.441	59.882	58.371	57.617	72.230	58.158	75.082	66.837	73.214	61.980	88.379	66.899	
7	T	2.4940	12.6917	8.8530	6.5493	9.7427	8.8345	5.0832	7.3210	7.0637	6.2830	11.0481	85.9642	
	S	121.929	81.764	108.438	61.110	106.513	73.549	107.305	123.213	101.350	95.821	96.397	96.319	
8	T	2.4325	12.0847	8.6331	6.4131	9.6255	8.5098	5.1468	7.3142	6.9512	6.2632	11.0492	84.4233	
	S	125.012	85.871	111.200	62.408	107.810	76.356	105.979	123.328	102.991	96.124	96.387	98.077	
9	T	2.4356	12.1049	8.6279	6.3354	9.6946	8.6304	5.0799	7.1562	6.7267	6.1241	11.0136	83.9293	
	S	124.853	85.728	111.267	63.173	107.042	75.289	107.375	126.051	106.428	98.308	96.699	98.654	
10	T	2.3922	11.7123	8.6278	6.1219	9.5869	8.3010	5.1085	7.1629	6.7180	6.2410	11.1122	83.0847	
	S	127.118	88.601	111.268	65.376	108.244	78.276	106.774	125.933	106.566	96.466	95.841	99.657	
11	T	2.4699	12.1863	8.6029	6.1294	9.5360	8.2833	5.0913	7.1102	6.7565	6.1331	11.0501	83.3490	
	S	123.119	85.155	111.590	65.296	108.822	78.444	107.135	126.866	105.959	98.163	96.379	99.341	
12	T	2.3792	11.4816	8.5663	6.0727	9.4925	8.3080	5.1282	7.1713	6.7802	6.1612	10.9366	82.4778	
	S	127.812	90.382	112.067	65.906	109.321	78.210	106.364	125.785	105.588	97.716	97.379	100.391	
13	T	2.3917	11.5869	8.6156	6.0818	9.5210	8.1537	5.1048	7.1557	6.6748	6.0707	10.9470	82.3037	
	S	127.144	89.560	111.426	65.807	108.994	79.691	106.851	126.060	107.256	99.172	97.287	100.603	
14	T	2.3968	11.4439	8.6382	6.0884	9.5621	8.1893	5.1187	7.1598	6.6529	6.0207	11.0942	82.3650	
	S	126.874	90.680	111.134	65.736	108.525	79.344	106.561	125.988	107.609	99.996	95.996	100.528	
15	T	2.4076	11.4351	8.6627	6.0720	9.5379	8.1713	5.1262	7.1741	6.5761	6.0713	10.9391	82.1734	
	S	126.305	90.749	110.820	65.914	108.800	79.519	106.405	125.736	108.865	99.163	97.357	100.763	
16	T	2.4033	11.4165	8.5750	6.0238	9.5334	8.1889	5.1185	7.1677	6.6590	6.0648	10.9505	82.1014	
	S	126.531	90.897	111.953	66.441	108.852	79.348	106.565	125.849	107.510	99.269	97.256	100.851	
17	T	2.3981	11.3894	8.6049	6.0375	9.5299	8.2298	5.1222	7.1776	6.6814	6.1505	10.8823	82.2036	
	S	126.805	91.113	111.564	66.290	108.892	78.954	106.488	125.675	107.150	97.886	97.865	100.726	
18	T	2.4009	11.3182	8.5935	6.0057	9.5128	8.2594	5.1273	7.1598	6.7029	6.1015	10.8991	82.0811	
	S	126.657	91.687	111.712	66.641	109.087	78.671	106.382	125.988	106.806	98.672	97.714	100.876	
19	T	2.3969	11.5237	8.6476	6.0880	9.5673	8.2330	5.1142	7.1791	6.5135	6.1207	10.9132	82.2972	
	S	126.868	90.052	111.013	65.740	108.466	78.923	106.655	125.649	109.912	98.362	97.588	100.611	

Event: Cooper Tires USF2000 Grand Prix of Alabama

Round 1 / 2

Track: Barber Motorsports Park

2.3 mile(s)

Report: Section Data Report

USF2000 Championship



Session: Race 1

April 17, 2021

Section Data for Car 8 - Lee, Jackson (R)

Lap	T/SF to I1	I1 to I2	I2 to I3A	I3A to I3	I3 to I4	I4 to I5A	I5A to I5	I5 to I6	I6 to I7	I7 to I8	I8 to SF	Lap	PO to SF
20	T	2.4060	11.6130	8.5989	6.0618	9.5168	8.5365	5.1574	7.2060	6.7651	6.2337	10.9552	83.0504
	S	126.389	89.359	111.642	66.024	109.042	76.117	105.762	125.180	105.824	96.579	97.214	99.698
21	T	2.4623	12.9778	11.9427									
	S	123.499	79.962	80.384									

Event: Cooper Tires USF2000 Grand Prix of Alabama

Round 1 / 2

Track: Barber Motorsports Park

2.3 mile(s)

Report: Section Data Report

USF2000 Championship

Session: Race 1

April 17, 2021



Section Data for Car 9 - Vodanovich, Peter (R)

Lap	T/SF to I1	I1 to I2	I2 to I3A	I3A to I3	I3 to I4	I4 to I5A	I5A to I5	I5 to I6	I6 to I7	I7 to I8	I8 to SF	Lap	PO to SF	
1	T	3.0384	13.5495	9.0468	6.9972	10.0423	9.7215	5.2511	7.8996	7.7053	6.5793	11.3227	91.1537	131.5659
	S	100.083	76.588	106.115	57.198	103.336	66.839	103.874	114.189	92.911	91.506	94.059	90.836	60.167
2	T	2.5098	13.7324	8.8681	6.3842	10.9707	9.3738	6.5486	10.8202	9.7564	11.8990	16.7933	107.6565	
	S	121.161	75.568	108.253	62.690	94.591	69.318	83.293	83.367	73.378	50.596	63.418	76.911	
3	T	4.5727	25.2899	17.7256	12.9245	16.3076	18.8533	6.0417	14.6069	12.6264	11.4264	22.1596	162.5346	
	S	66.501	41.033	54.159	30.967	63.635	34.465	90.282	61.755	56.699	52.689	48.060	50.943	
4	T	4.2832	24.7986	14.5232	9.5341	16.7322	15.8059	8.8598	13.2525	13.6046	12.7700	16.3374	150.5015	
	S	70.996	41.846	66.101	41.979	62.020	41.110	61.565	68.066	52.623	47.145	65.188	55.016	
5	T	6.1856	19.6224	16.4104	9.3748	15.3248	17.5113	8.4100	15.0807	11.9239	10.7229	17.9549	148.5217	
	S	49.161	52.885	58.499	42.692	67.716	37.106	64.858	59.815	60.040	56.146	59.315	55.749	
6	T	4.6252	17.8418	16.7967	6.8815	14.9236	10.7816	6.5087	13.4392	9.4244	9.6020	12.7217	123.5464	
	S	65.747	58.163	57.154	58.160	69.536	60.267	83.804	67.120	75.963	62.700	83.715	67.019	
7	T	4.4472												
	S	68.378												

Event: Cooper Tires USF2000 Grand Prix of Alabama
 Track: Barber Motorsports Park
 Report: Section Data Report
 Session: Race 1

Round 1 / 2
 2.3 mile(s)
 USF2000 Championship
 April 17, 2021



Section Data for Car 90 - Palmer, Grant (R)

Lap	T/SF to I1	I1 to I2	I2 to I3A	I3A to I3	I3 to I4	I4 to I5A	I5A to I5	I5 to I6	I6 to I7	I7 to I8	I8 to SF	Lap	PO to SF	
1	T	3.1488	13.9203	9.2464	7.5048	9.8557	9.4254	5.3299	7.5652	7.9061	6.8318	11.4965	92.2309	121.8851
	S	96.574	74.548	103.824	53.330	105.292	68.938	102.339	119.236	90.551	88.124	92.637	89.775	64.946
2	T	2.4565	13.7315	8.8273	6.5666	11.0215	9.8906	6.1191	10.8966	9.3378	12.9852	16.8052	108.6379	
	S	123.790	75.573	108.754	60.949	94.155	65.696	89.140	82.782	76.668	46.364	63.373	76.216	
3	T	4.1997	25.7773	18.0541	12.1990	16.8298	19.7846	5.4342	13.8645	12.6887	11.4550	22.4947	162.7816	
	S	72.408	40.257	53.174	32.808	61.660	32.842	100.374	65.062	56.421	52.557	47.344	50.866	
4	T	3.7905	24.8776	14.5319	10.0254	16.2400	15.4540	8.7322	13.6110	13.4049	12.8078	16.5027	149.9780	
	S	80.224	41.713	66.062	39.921	63.899	42.046	62.465	66.273	53.407	47.006	64.535	55.208	
5	T	5.8853	19.7885	17.0276	9.2143	15.8247	17.2720	7.8402	15.1441	11.4062	11.4848	17.4820	148.3697	
	S	51.670	52.441	56.379	43.435	65.576	37.620	69.572	59.564	62.765	52.421	60.920	55.807	
6	T	4.4881	17.5557	18.1799	7.0020	14.3715	10.2131	6.1988	13.7183	8.7217	9.5875	11.0731	121.1097	
	S	67.755	59.111	52.806	57.159	72.207	63.621	87.994	65.755	82.084	62.795	96.179	68.368	
7	T	2.5060	12.4293	8.8287	6.6403	9.7908	9.2129	5.1071	7.2200	6.9058	6.5876	10.8113	86.0398	
	S	121.345	83.490	108.736	60.272	105.990	70.529	106.803	124.937	103.668	91.391	98.508	96.235	
8	T	2.5435	12.0489	8.6995	6.5398	9.7600	8.5831	5.0877	7.2359	6.8083	6.3572	10.8121	84.4760	
	S	119.556	86.126	110.351	61.199	106.325	75.704	107.210	124.663	105.152	94.703	98.501	98.016	
9	T	2.5198	12.1620	8.7597	6.2301	9.5808	8.4337	5.0509	7.0833	7.0459	6.5427	10.8514	84.2603	
	S	120.681	85.325	109.593	64.241	108.313	77.045	107.992	127.348	101.606	92.018	98.144	98.267	
10	T	2.4385	11.8267	8.6982	6.1681	9.5906	8.5011	5.0755	7.1089	6.7210	6.3484	10.7669	83.2439	
	S	124.704	87.744	110.368	64.887	108.203	76.434	107.468	126.890	106.518	94.834	98.914	99.467	
11	T	2.4337	11.6702	8.5865	6.1405	9.7169	8.4685	5.0823	7.1428	6.6663	6.2542	10.7607	82.9226	
	S	124.950	88.921	111.803	65.178	106.796	76.728	107.324	126.287	107.392	96.263	98.971	99.852	
12	T	2.3836	11.4501	8.6539	6.0787	9.5574	8.3541	5.0997	7.1390	6.6127	6.2087	10.7305	82.2684	
	S	127.576	90.630	110.933	65.841	108.578	77.779	106.958	126.355	108.263	96.968	99.250	100.646	
13	T	2.3764	11.4796	8.6650	6.2755	9.5159	8.5500	5.1250	7.1769	6.5359	6.2908	10.7519	82.7429	
	S	127.963	90.398	110.791	63.776	109.052	75.997	106.430	125.687	109.535	95.703	99.052	100.069	
14	T	2.3935	11.4937	8.6354	6.0765	9.5718	8.3107	5.0849	7.1278	6.5544	6.2416	10.7933	82.2836	
	S	127.049	90.287	111.170	65.865	108.415	78.185	107.269	126.553	109.226	96.457	98.672	100.628	
15	T	2.3880	11.4479	8.6023	6.0759	9.4918	8.4220	5.0921	7.1111	6.5756	6.3058	10.8986	82.4111	
	S	127.341	90.648	111.598	65.871	109.329	77.152	107.118	126.850	108.874	95.475	97.719	100.472	
16	T	2.3792	11.6321	8.6531	6.1771	9.5611	8.5030	5.0924	7.1146	6.5269	6.3485	10.9325	82.9205	
	S	127.812	89.212	110.943	64.792	108.536	76.417	107.111	126.788	109.686	94.833	97.416	99.855	
17	T	2.4219	11.7180	8.6503	6.1288	9.4742	8.5134	5.1069	7.1436	6.5500	6.3289	10.9598	82.9958	
	S	125.559	88.558	110.979	65.303	109.532	76.324	106.807	126.273	109.299	95.126	97.173	99.764	
18	T	2.3879	11.6859	8.6630	6.1398	9.5377	8.5140	5.1066	7.1521	6.5637	6.3043	10.9722	83.0272	
	S	127.347	88.802	110.816	65.186	108.803	76.318	106.814	126.123	109.071	95.498	97.063	99.726	
19	T	2.3966	11.6103	8.6719	6.1427	9.5178	8.5126	5.1762	7.2061	6.5663	6.2990	10.8846	82.9841	
	S	126.884	89.380	110.702	65.155	109.030	76.331	105.377	125.178	109.028	95.578	97.845	99.778	

Event: Cooper Tires USF2000 Grand Prix of Alabama

Round 1 / 2

Track: Barber Motorsports Park

2.3 mile(s)

Report: Section Data Report

USF2000 Championship

Session: Race 1

April 17, 2021



Section Data for Car 90 - Palmer, Grant (R)

Lap	T/SF to I1	I1 to I2	I2 to I3A	I3A to I3	I3 to I4	I4 to I5A	I5A to I5	I5 to I6	I6 to I7	I7 to I8	I8 to SF	Lap	PO to SF
20	T	2.3918	11.5367	8.6844	6.1550	9.5737	8.3832	5.1055	7.1535	6.6499	6.3029	10.9713	82.9079
	S	127.139	89.950	110.543	65.025	108.394	77.509	106.837	126.098	107.657	95.519	97.071	99.870
21	T	2.6793	13.6362	9.4455									
	S	113.496	76.101	101.636									

Event: Cooper Tires USF2000 Grand Prix of Alabama**Round 1 / 2****Track:** Barber Motorsports Park**2.3 mile(s)****Report:** Section Data Report**USF2000 Championship****Session:** Race 1**April 17, 2021****Section Data for Car 91 - Frazer, Billy (R)**

Lap	T/SF to I1	I1 to I2	I2 to I3A	I3A to I3	I3 to I4	I4 to I5A	I5A to I5	I5 to I6	I6 to I7	I7 to I8	I8 to SF	Lap	PO to SF	
1	T	3.0198	13.5417	9.0464	6.9456	9.8484	9.7447	5.2642	7.7146	7.5085	6.6746	11.5242	90.8327	134.2796
	S	100.699	76.632	106.120	57.623	105.370	66.680	103.616	116.927	95.346	90.199	92.414	91.157	58.951
2	T	2.4983	12.1986	8.7646	6.5012	10.2035	9.7026	6.9253	10.6032	10.0488	11.4056	17.0652	105.9169	
	S	121.719	85.069	109.532	61.562	101.703	66.969	78.763	85.073	71.243	52.785	62.408	78.174	
3	T	4.5099	24.1549	17.9729	12.4799	17.3293	16.6124	7.6683	15.4763	12.7798	10.8809	21.8741	161.7387	
	S	67.427	42.961	53.414	32.070	59.883	39.114	71.131	58.286	56.019	55.330	48.688	51.194	
4	T	4.6683	24.4996	14.9293	8.5730	16.8849	16.3241	7.7549	14.5189	13.0257	13.0280	16.9323	151.1390	
	S	65.140	42.357	64.303	46.685	61.459	39.805	70.337	62.129	54.961	46.212	62.898	54.784	
5	T	6.1135	19.4597	16.3518	8.5584	15.5883	17.6445	8.1592	15.3620	12.5183	10.4889	18.1753	148.4199	
	S	49.741	53.327	58.709	46.764	66.571	36.826	66.851	58.719	57.189	57.398	58.596	55.788	
6	T	5.1616	17.6716	15.9888	6.6090	14.8978	11.2639	7.3366	13.4003	9.8620	9.8136	11.9843	123.9895	
	S	58.914	58.723	60.042	60.558	69.656	57.686	74.347	67.315	72.593	61.348	88.866	66.780	
7	T	2.4537	12.4921	8.8621	6.4646	9.6666	8.6484	5.0949	7.3431	6.8781	6.4298	10.7860	85.1194	
	S	123.932	83.071	108.326	61.911	107.352	75.132	107.059	122.843	104.085	93.634	98.739	97.275	
8	T	2.4320	12.0516	8.7184	6.4245	9.6519	8.3881	5.0810	7.1276	6.6687	6.2784	10.7365	83.5587	
	S	125.037	86.107	110.112	62.297	107.515	77.464	107.352	126.557	107.354	95.892	99.194	99.092	
9	T	2.5621	12.1827	8.7114	6.2910	9.6149	8.2588	5.0927	7.1450	6.6788	6.2928	10.6964	83.5266	
	S	118.688	85.180	110.200	63.619	107.929	78.676	107.105	126.248	107.191	95.672	99.566	99.130	
10	T	2.4117	11.4594	8.6356	6.1645	9.5216	8.1974	5.0922	7.1483	6.6346	6.2646	10.6127	82.1426	
	S	126.090	90.557	111.168	64.925	108.987	79.266	107.116	126.190	107.905	96.103	100.351	100.800	
11	T	2.3975	11.3614	8.6303	6.1286	9.5083	8.1818	5.1081	7.1609	6.6640	6.2282	10.6924	82.0615	
	S	126.837	91.338	111.236	65.305	109.139	79.417	106.782	125.968	107.429	96.664	99.603	100.900	
12	T	2.3913	11.2683	8.6414	6.0816	9.5048	8.1501	5.0908	7.1510	6.6613	6.2909	10.5783	81.8098	
	S	127.166	92.093	111.093	65.810	109.179	79.726	107.145	126.143	107.473	95.701	100.678	101.210	
13	T	2.3883	11.2817	8.6147	6.1062	9.4801	8.1524	5.0819	7.1346	6.5826	6.1917	10.6364	81.6506	
	S	127.325	91.983	111.437	65.544	109.464	79.703	107.333	126.433	108.758	97.234	100.128	101.408	
14	T	2.3852	11.4218	8.5987	6.0864	9.4692	8.1372	5.0697	7.1062	6.5319	6.2076	10.7078	81.7217	
	S	127.491	90.855	111.645	65.758	109.590	79.852	107.591	126.938	109.602	96.985	99.460	101.319	
15	T	2.3893	11.3892	8.6024	6.1021	9.5028	8.1729	5.0643	7.0971	6.5605	6.2227	10.6895	81.7928	
	S	127.272	91.115	111.597	65.588	109.202	79.503	107.706	127.101	109.124	96.750	99.630	101.231	
16	T	2.4152	11.5989	8.6530	6.1472	9.4956	8.1764	5.0962	7.1113	6.5062	6.2732	10.7603	82.2335	
	S	125.907	89.468	110.944	65.107	109.285	79.469	107.032	126.847	110.035	95.971	98.975	100.689	
17	T	2.3818	11.6173	8.6340	6.1458	9.5110	8.1662	5.0748	7.1005	6.5467	6.2498	10.7827	82.2106	
	S	127.673	89.326	111.188	65.122	109.108	79.569	107.483	127.040	109.354	96.330	98.769	100.717	
18	T	2.4093	11.5032	8.6335	6.1033	9.5623	8.3955	5.0668	7.1042	6.8041	6.2419	10.9072	82.7313	
	S	126.215	90.212	111.195	65.576	108.523	77.395	107.653	126.974	105.217	96.452	97.642	100.083	
19	T	2.4215	11.5481	8.6569	6.1676	9.5427	8.1574	5.0771	7.1003	6.5727	6.2920	10.7082	82.2445	
	S	125.580	89.861	110.894	64.892	108.746	79.654	107.434	127.043	108.922	95.684	99.456	100.675	

Event: Cooper Tires USF2000 Grand Prix of Alabama

Round 1 / 2

Track: Barber Motorsports Park

2.3 mile(s)

Report: Section Data Report

USF2000 Championship

Session: Race 1

April 17, 2021



Section Data for Car 91 - Frazer, Billy (R)

Lap	T/SF to I1	I1 to I2	I2 to I3A	I3A to I3	I3 to I4	I4 to I5A	I5A to I5	I5 to I6	I6 to I7	I7 to I8	I8 to SF	Lap	PO to SF
20	T	2.4242	11.6043	8.7037	6.1863	9.5018	8.3123	5.0901	7.1106	6.6122	6.2269	10.8156	82.5880
	S	125.440	89.426	110.298	64.696	109.214	78.170	107.160	126.859	108.271	96.685	98.469	100.257
21	T	2.7819	14.0591	12.3855	7.8517								
	S	109.311	73.812	77.510	50.973								

Event: Cooper Tires USF2000 Grand Prix of Alabama

Round 1 / 2

Track: Barber Motorsports Park

2.3 mile(s)

Report: Section Data Report

USF2000 Championship

Session: Race 1

April 17, 2021



Section Data for Car 92 - Round-Garrido, Matt

Lap	T/SF to I1	I1 to I2	I2 to I3A	I3A to I3	I3 to I4	I4 to I5A	I5A to I5	I5 to I6	I6 to I7	I7 to I8	I8 to SF	Lap	PO to SF	
1	T	3.0282	13.7176	8.8715	7.0657	9.6823	9.6117	5.2442	7.7846	8.2433	6.5056	11.3476	91.1023	110.5688
	S	100.420	75.649	108.212	56.644	107.178	67.602	104.011	115.876	86.847	92.543	93.852	90.887	71.593
2	T	2.4389	352.8698	36.1103	20.9838					23.6787				
	S	124.684	2.941	26.585	19.073					30.234				

Event: Cooper Tires USF2000 Grand Prix of Alabama

Round 1 / 2

Track: Barber Motorsports Park

2.3 mile(s)

Report: Section Data Report

USF2000 Championship

Session: Race 1

April 17, 2021



Section Data for Car 99 - Rowe, Myles (R)

Lap	T/SF to I1	I1 to I2	I2 to I3A	I3A to I3	I3 to I4	I4 to I5A	I5A to I5	I5 to I6	I6 to I7	I7 to I8	I8 to SF	Lap	PO to SF	
1	T	3.0953	13.2761	9.1262	6.9495	10.1321	9.7662	5.3172	7.7233	7.4026	6.3905	11.3873	90.5663	138.6945
	S	98.243	78.165	105.192	57.591	102.420	66.533	102.583	116.795	96.710	94.209	93.525	91.425	57.074
2	T	2.4453	25.6563	11.7901			458.7835							
	S	124.357	40.447	81.424			1.416							

Event: Cooper Tires USF2000 Grand Prix of Alabama
Track: Barber Motorsports Park
Report: Section Data Report
Session: Race 1

Round 1 / 2
2.3 mile(s)








USF2000 Championship
April 17, 2021

Section Data for Car

Report Support Information

Section Legend	
Name	Length
SF to I1	0.084470 miles
I1 to I2	0.288258 miles
I2 to I3A	0.266667 miles
I3A to I3	0.111174 miles
I3 to I4	0.288258 miles
I4 to I5A	0.180492 miles
I5A to I5	0.151515 miles
I5 to I6	0.250568 miles
I6 to I7	0.198864 miles
I7 to I8	0.167235 miles
I8 to SF	0.295833 miles
I2 to I3	0.377841 miles
I4 to I5	0.332008 miles
Lap	2.300000 miles
PI to PO	0.242803 miles
PO to SF	2.198864 miles
SF to PI	2.123106 miles
PO to I2	0.280871 miles
I7 to PI	0.302841 miles
PO to PI	2.038636 miles

Color Legend	
	Fastest Lap
	Section Under Caution
	Section Under Green
	Section Time Data
	Section Speed Data

