

Event: Cooper Tires USF2000 Indy GP
Track: Indianapolis Motor Speedway RC
Report: Section Data Report
Session: Race 1

Rounds 7/8/9
2.439 mile(s)



USF2000 Championship
September 3, 2020

Section Data for Car 1 - Campbell, Prescott (R)

Lap	T/SF to I2	I2 to I4	I4 to I6	I6 to I8	I8 to SF	Lap	
1	T	20.1244	24.3226	21.2440	14.1228	13.8221	93.6359
	S	90.697	100.944	84.730	88.638	104.773	93.772
2	T	17.3374	23.0941	21.0500	13.9377	14.0167	89.4359
	S	105.277	106.314	85.511	89.815	103.318	98.175
3	T	17.1360	22.8402	20.3330	14.2832	13.8930	88.4854
	S	106.514	107.496	88.526	87.643	104.238	99.230
4	T	17.4303	23.0890	20.5291	13.9473	13.7610	88.7567
	S	104.716	106.338	87.680	89.753	105.238	98.927
5	T	16.9171	23.1923	20.3712	13.6387	13.8664	87.9857
	S	107.892	105.864	88.360	91.784	104.438	99.793
6	T	17.3600	22.9914	20.4319	13.5171	13.9198	88.2202
	S	105.140	106.789	88.098	92.610	104.038	99.528
7	T	16.6730	23.0029	20.3202	13.4749	13.9337	87.4047
	S	109.472	106.736	88.582	92.900	103.934	100.457
8	T	16.8075	22.9740	20.3849	13.6083	13.9538	87.7285
	S	108.596	106.870	88.301	91.989	103.784	100.086
9	T	16.9698	22.9912	20.6418	13.7674	14.0013	88.3715
	S	107.557	106.790	87.202	90.926	103.432	99.358
10	T	16.9908					148.2738
	S	107.424					59.217
11	T						87.0336
	S						100.885
12	T						87.4172
	S						100.442
13	T						87.6934
	S						100.126
14	T						87.1319
	S						100.771
15	T						33.7492
	S						260.166

Event: Cooper Tires USF2000 Indy GP
Track: Indianapolis Motor Speedway RC
Report: Section Data Report
Session: Race 1

Rounds 7/8/9
2.439 mile(s)



USF2000 Championship
September 3, 2020

Section Data for Car 10 - Shields, Cameron

Lap	T/SF to I2	I2 to I4	I4 to I6	I6 to I8	I8 to SF	Lap	
1	T	19.7134	23.8302	21.1085	13.8308	13.9576	92.4405
	S	92.588	103.030	85.274	90.509	103.756	94.984
2	T	17.2937	22.8347	20.3451	13.6302	13.7788	87.8825
	S	105.543	107.522	88.473	91.842	105.102	99.911
3	T	16.6579	23.0405	20.4194	13.9872	13.7499	87.8549
	S	109.571	106.561	88.151	89.497	105.323	99.942
4	T	16.7619	22.8903	20.3524	13.6091	13.7973	87.4110
	S	108.891	107.261	88.442	91.984	104.961	100.450
5	T	17.5492	23.0578	20.3286	13.6110	13.8560	88.4026
	S	104.006	106.481	88.545	91.971	104.517	99.323
6	T	16.7443	23.1441	20.3641	13.8654	13.8732	87.9911
	S	109.006	106.084	88.391	90.284	104.387	99.787
7	T	16.7382	22.8315	20.5800	13.6396	13.8898	87.6791
	S	109.046	107.537	87.464	91.778	104.262	100.142
8	T	16.8005	23.0102	20.3785	13.6911	13.9445	87.8248
	S	108.641	106.702	88.328	91.433	103.853	99.976
9	T	16.9013	23.0345	20.5470	13.8197	13.7610	88.0635
	S	107.993	106.589	87.604	90.582	105.238	99.705
10	T	16.7666	22.8206	20.6483	13.7456	13.8158	87.7969
	S	108.861	107.588	87.174	91.070	104.821	100.008
11	T	16.8410	22.9406	20.4440	13.7482	13.8609	87.8347
	S	108.380	107.025	88.045	91.053	104.480	99.965
12	T	17.3778	23.2656	21.1577	13.7674	13.7786	89.3471
	S	105.032	105.530	85.075	90.926	105.104	98.273
13	T	16.8666	23.1049	20.3917	13.8959	13.7604	88.0195
	S	108.215	106.264	88.271	90.085	105.243	99.755
14	T	17.3053	22.9858	20.5268	13.6105	13.8385	88.2669
	S	105.472	106.815	87.690	91.974	104.649	99.476
15	T	17.6920	23.1425	20.5777	13.6449	13.8714	88.9285
	S	103.167	106.092	87.473	91.743	104.401	98.736
16	T	17.7964	24.0201	21.9429			
	S	102.562	102.216	82.031			

Event: Cooper Tires USF2000 Indy GP
 Track: Indianapolis Motor Speedway RC
 Report: Section Data Report
 Session: Race 1

Rounds 7/8/9
 2.439 mile(s)



USF2000 Championship
 September 3, 2020

Section Data for Car 12 - Porto, Kiko (R)

Lap	T/SF to I2	I2 to I4	I4 to I6	I6 to I8	I8 to SF	Lap	
1	T	18.7982	22.6206	19.9889	13.4612	13.8326	88.7015
	S	97.096	108.539	90.050	92.995	104.693	98.988
2	T	16.7280	22.5299	20.0189	13.5069	13.7889	86.5726
	S	109.112	108.976	89.915	92.680	105.025	101.422
3	T	16.6427	22.5756	19.9248	13.4454	13.8294	86.4179
	S	109.671	108.756	90.340	93.104	104.718	101.604
4	T	16.6756	22.6777	20.0195	13.4646	13.8478	86.6852
	S	109.455	108.266	89.912	92.971	104.578	101.291
5	T	16.7427	22.7325	20.1454	13.5330	13.8416	86.9952
	S	109.016	108.005	89.350	92.501	104.625	100.930
6	T	16.7982	22.7993	20.1009	13.5217	13.8217	87.0418
	S	108.656	107.689	89.548	92.578	104.776	100.876
7	T	16.7044	22.8321	20.2924	13.5722	13.8037	87.2048
	S	109.266	107.534	88.703	92.234	104.913	100.687
8	T	16.7635	22.8221	20.1661	13.6035	13.9077	87.2629
	S	108.881	107.581	89.259	92.022	104.128	100.620
9	T	16.8097	22.7307	20.1631	13.6180	13.8557	87.1772
	S	108.582	108.014	89.272	91.924	104.519	100.719
10	T	16.8507	22.8363	20.2547	13.6500	13.8632	87.4549
	S	108.318	107.514	88.868	91.708	104.462	100.399
11	T	17.2726	22.9913	20.6534	13.8010	13.9074	88.6257
	S	105.672	106.789	87.153	90.705	104.130	99.073
12	T	17.0667	22.8813	20.1957	13.5593	13.8138	87.5168
	S	106.947	107.303	89.128	92.322	104.836	100.328
13	T	16.7885	22.8619	20.2611	13.6237	13.8534	87.3886
	S	108.719	107.394	88.840	91.885	104.536	100.475
14	T	17.4576	23.3164	20.6647	13.5943	13.7434	88.7764
	S	104.552	105.300	87.105	92.084	105.373	98.905
15	T	16.6837	23.0008	20.2841	13.6200	13.8865	87.4751
	S	109.402	106.745	88.739	91.910	104.287	100.376
16	T	19.9083	25.7275	23.4727			
	S	91.682	95.432	76.685			

Event: Cooper Tires USF2000 Indy GP
 Track: Indianapolis Motor Speedway RC
 Report: Section Data Report
 Session: Race 1

Rounds 7/8/9
 2.439 mile(s)



USF2000 Championship
 September 3, 2020

Section Data for Car 16 - Pierson, Josh (R)

Lap	T/SF to I2	I2 to I4	I4 to I6	I6 to I8	I8 to SF	Lap	
1	T	20.2162	25.2270	21.1770	14.7492	14.3208	95.6902
	S	90.285	97.325	84.998	84.874	101.124	91.759
2	T	17.2300	22.8939	20.5182	14.4713	14.1371	89.2505
	S	105.933	107.244	87.727	86.504	102.438	98.379
3	T	17.2112	22.8847	20.2269	13.6917	13.8302	87.8447
	S	106.049	107.287	88.990	91.429	104.712	99.954
4	T	16.9264	22.8589	21.0817	13.8354	13.8834	88.5858
	S	107.833	107.408	85.382	90.479	104.310	99.117
5	T	16.7532	22.9040	20.5555	13.7614	13.7923	87.7664
	S	108.948	107.196	87.568	90.966	104.999	100.043
6	T	16.8888	22.8224	21.0563	13.7133	13.8005	88.2813
	S	108.073	107.580	85.485	91.285	104.937	99.459
7	T	17.0349	23.2637	20.4974	13.7050	13.7704	88.2714
	S	107.146	105.539	87.816	91.340	105.166	99.470
8	T	16.7462	22.8415	20.2830	13.7120	13.8578	87.4405
	S	108.994	107.490	88.744	91.294	104.503	100.416
9	T	16.9626	22.9398	20.8249	13.7382	13.8436	88.3091
	S	107.603	107.029	86.435	91.120	104.610	99.428
10	T	17.0204	22.9966	20.3365	13.6845	13.8954	87.9334
	S	107.238	106.765	88.511	91.477	104.220	99.853
11	T	16.8396	23.3046	20.8331	13.8306	13.9620	88.7699
	S	108.389	105.354	86.401	90.511	103.723	98.912
12	T	16.8175	23.0592	20.5576	13.7790	13.8376	88.0509
	S	108.531	106.475	87.559	90.850	104.656	99.720
13	T	17.0111	23.2058	20.3897	13.6997	13.8665	88.1728
	S	107.296	105.802	88.280	91.376	104.437	99.582
14	T	17.0565	23.0587	20.4350	13.7479	13.7817	88.0798
	S	107.011	106.477	88.084	91.055	105.080	99.687
15	T	17.1387	23.1370	20.7834	14.1632	13.9018	89.1241
	S	106.497	106.117	86.608	88.385	104.172	98.519
16	T	18.3865	26.0343				
	S	99.270	94.307				

Event: Cooper Tires USF2000 Indy GP
Track: Indianapolis Motor Speedway RC
Report: Section Data Report
Session: Race 1

Rounds 7/8/9
2.439 mile(s)



USF2000 Championship
September 3, 2020

Section Data for Car 18 - Garg, Bijoy (R)

Lap	T/SF to I2	I2 to I4	I4 to I6	I6 to I8	I8 to SF	Lap	
1	T	20.0248	23.6480	21.1918	14.1417	13.9552	92.9615
	S	91.148	103.824	84.939	88.520	103.774	94.452
2	T	17.9132	22.7554	20.4540	13.6854	13.8402	88.6482
	S	101.893	107.896	88.002	91.471	104.636	99.048
3	T	16.6740	22.9897	21.4559	15.0426	13.9854	90.1476
	S	109.465	106.797	83.893	83.218	103.550	97.400
4	T	17.4911	22.8828	20.2993	14.0997	13.8429	88.6158
	S	104.352	107.296	88.673	88.783	104.615	99.084
5	T	16.7634	22.8254	20.0946	13.6182	13.8345	87.1361
	S	108.882	107.566	89.576	91.922	104.679	100.767
6	T	16.7129	22.8050	20.2109	13.5766	13.9296	87.2350
	S	109.211	107.662	89.061	92.204	103.964	100.652
7	T	16.6885	22.8692	20.3075	13.5980	13.8818	87.3450
	S	109.370	107.360	88.637	92.059	104.322	100.526
8	T	16.7144	22.8995	20.1735	13.6922	13.8847	87.3643
	S	109.201	107.218	89.226	91.426	104.301	100.503
9	T	16.8562	22.8826	20.3326	13.5855	13.9113	87.5682
	S	108.282	107.297	88.528	92.144	104.101	100.269
10	T	16.7949	22.8824	20.3478	13.5952	13.9298	87.5501
	S	108.677	107.298	88.462	92.078	103.963	100.290
11	T	16.9136	23.0400	20.3194	13.5655	13.8282	87.6667
	S	107.915	106.564	88.585	92.280	104.727	100.157
12	T	16.7993	22.9140	20.8094	13.8650	13.7256	88.1133
	S	108.649	107.150	86.499	90.286	105.510	99.649
13	T	16.9197	23.0318	20.5041	13.9265	13.7038	88.0859
	S	107.876	106.602	87.787	89.887	105.677	99.680
14	T	17.3957	23.4097	20.4444	13.7002	13.7902	88.7402
	S	104.924	104.881	88.044	91.372	105.015	98.945
15	T	17.2211	23.3225	20.6824	13.8384	13.9308	88.9952
	S	105.988	105.273	87.031	90.460	103.955	98.662
16	T	18.1634	24.8898				
	S	100.489	98.644				

Event: Cooper Tires USF2000 Indy GP
Track: Indianapolis Motor Speedway RC
Report: Section Data Report
Session: Race 1

Rounds 7/8/9
2.439 mile(s)



USF2000 Championship
September 3, 2020

Section Data for Car 2 - Green, Josh (R)

Lap	T/SF to I2	I2 to I4	I4 to I6	I6 to I8	I8 to SF	Lap	
1	T	19.7710	23.3415	20.6101	13.6611	13.7757	91.1594
	S	92.318	105.187	87.336	91.634	105.126	96.319
2	T	16.8318	22.5508	20.4736	13.9617	13.7906	87.6085
	S	108.439	108.875	87.918	89.661	105.012	100.223
3	T	17.2459	22.8214	20.3477	13.5255	13.7153	87.6558
	S	105.835	107.584	88.462	92.552	105.589	100.169
4	T	16.6754	22.7391	20.1428	13.4947	13.7734	86.8254
	S	109.456	107.974	89.362	92.764	105.143	101.127
5	T	16.5565	22.7959	20.0947	13.4271	13.7728	86.6470
	S	110.242	107.705	89.576	93.231	105.148	101.335
6	T	16.6662	22.8718	20.0948	13.5329	13.7436	86.9093
	S	109.517	107.347	89.575	92.502	105.371	101.029
7	T	16.6724	22.8281	20.1689	13.3848	13.8408	86.8950
	S	109.476	107.553	89.246	93.525	104.631	101.046
8	T	16.6479	22.7947	20.1559	13.4373	13.8010	86.8368
	S	109.637	107.710	89.304	93.160	104.933	101.114
9	T	16.7594	22.7698	20.1797	13.4996	13.7598	86.9683
	S	108.908	107.828	89.199	92.730	105.247	100.961
10	T	16.6630	22.8089	20.2210	13.5273	13.8728	87.0930
	S	109.538	107.643	89.016	92.540	104.390	100.816
11	T	16.7714	22.9209	20.2974	13.5139	13.7198	87.2234
	S	108.830	107.117	88.681	92.632	105.554	100.666
12	T	16.7426	22.9072	20.3276	13.4901	13.7507	87.2182
	S	109.017	107.181	88.550	92.795	105.317	100.672
13	T	16.9666	22.8916	20.1367	13.5423	13.7801	87.3173
	S	107.578	107.255	89.389	92.438	105.092	100.557
14	T	16.7603	22.9336	20.4173	13.5348	13.7874	87.4334
	S	108.902	107.058	88.161	92.489	105.037	100.424
15	T	16.6820	22.7940	20.3136	13.6424	13.7895	87.2215
	S	109.413	107.714	88.611	91.759	105.021	100.668
16	T	18.5992	24.8493	24.0826			
	S	98.135	98.805	74.743			

Event: Cooper Tires USF2000 Indy GP
Track: Indianapolis Motor Speedway RC
Report: Section Data Report
Session: Race 1

Rounds 7/8/9
2.439 mile(s)



USF2000 Championship
September 3, 2020

Section Data for Car 20 - Sikes, Simon (R)

Lap	T/S	SF to I2	I2 to I4	I4 to I6	I6 to I8	I8 to SF	Lap
1	T	19.8896	24.7981	21.2031	14.1119	13.8589	93.8616
	S	91.768	99.009	84.893	88.707	104.495	93.546
2	T	17.6110	23.0337	20.5249	13.7517	13.6528	88.5741
	S	103.641	106.593	87.698	91.030	106.072	99.131
3	T	16.7265	22.7075	20.9483	14.7595	13.9518	89.0936
	S	109.122	108.124	85.926	84.814	103.799	98.553
4	T	17.6132	22.8377	20.3014	14.0949	13.9795	88.8267
	S	103.628	107.508	88.664	88.814	103.593	98.849
5	T	17.2612	23.3117	20.6594	13.6288	13.7777	88.6388
	S	105.742	105.322	87.127	91.851	105.111	99.058
6	T	16.9784	23.0985	21.1053	13.7376	13.7688	88.6886
	S	107.503	106.294	85.287	91.123	105.179	99.003
7	T	17.2166	23.3435	20.1552	13.5824	13.7643	88.0620
	S	106.016	105.178	89.307	92.165	105.213	99.707
8	T	16.6859	22.8004	20.2564	13.7030	13.7610	87.2067
	S	109.387	107.684	88.861	91.354	105.238	100.685
9	T	16.7626	22.8301	20.5878	13.8444	13.7819	87.8068
	S	108.887	107.543	87.430	90.421	105.079	99.997
10	T	17.0545	22.9293	20.6284	13.7375	13.8037	88.1534
	S	107.023	107.078	87.258	91.124	104.913	99.604
11	T	17.1760	22.8653	21.5653	13.9403	13.9111	89.4580
	S	106.266	107.378	83.467	89.799	104.103	98.151
12	T	16.8428	22.8244	20.5643	13.6685	13.5671	87.4671
	S	108.368	107.570	87.530	91.584	106.742	100.385
13	T	17.1441	23.4095	20.3299	13.6746	13.6663	88.2244
	S	106.464	104.882	88.540	91.543	105.967	99.523
14	T	17.1018	23.2931	20.7792	13.7290	13.7275	88.6306
	S	106.727	105.406	86.625	91.181	105.495	99.067
15	T	17.3061	22.8805	21.1118	14.0841	13.7746	89.1571
	S	105.467	107.307	85.260	88.882	105.134	98.482
16	T	17.6679	26.0535				
	S	103.308	94.238				

Event: Cooper Tires USF2000 Indy GP
Track: Indianapolis Motor Speedway RC
Report: Section Data Report
Session: Race 1

Rounds 7/8/9
2.439 mile(s)



USF2000 Championship
September 3, 2020

Section Data for Car 21 - Sundaramoorthy, Yuven

Lap	T/SF to I2	I2 to I4	I4 to I6	I6 to I8	I8 to SF	Lap	
1	T	19.8417	24.7727	21.2444	14.1381	13.8929	93.8898
	S	91.989	99.110	84.728	88.542	104.239	93.518
2	T	17.5200	22.7387	20.4507	13.6528	13.7909	88.1531
	S	104.180	107.976	88.017	91.689	105.010	99.604
3	T	16.6092	22.7571	20.5220	13.5899	13.7450	87.2232
	S	109.893	107.888	87.711	92.114	105.361	100.666
4	T	16.6514	22.7069	20.2359	13.7044	13.6817	86.9803
	S	109.614	108.127	88.951	91.344	105.848	100.947
5	T	16.7017	22.8160	20.1329	13.6654	13.8063	87.1223
	S	109.284	107.610	89.406	91.605	104.893	100.782
6	T	16.6675	22.9678	21.0274	14.1670	13.7893	88.6190
	S	109.508	106.899	85.603	88.362	105.022	99.080
7	T	16.7402	22.8355	20.1723	13.7424	13.8985	87.3889
	S	109.033	107.518	89.231	91.092	104.197	100.475
8	T	16.7491	22.7762	20.3396	14.0131	13.9418	87.8198
	S	108.975	107.798	88.497	89.332	103.873	99.982
9	T	17.0425	23.0482	20.2749	13.6274	13.8172	87.8102
	S	107.099	106.526	88.780	91.860	104.810	99.993
10	T	16.8557	22.8429	20.2244	13.6538	13.7737	87.3505
	S	108.285	107.483	89.001	91.683	105.141	100.519
11	T	16.8755	22.9447	20.2036	13.5512	13.8071	87.3821
	S	108.158	107.006	89.093	92.377	104.887	100.483
12	T	16.8353	22.9394	20.3459	13.6171	13.7948	87.5325
	S	108.417	107.031	88.470	91.930	104.980	100.310
13	T	16.8607	22.9287	20.2390	13.6631	13.7993	87.4908
	S	108.253	107.081	88.937	91.620	104.946	100.358
14	T	16.9091	22.9143	20.1958	13.6383	13.8359	87.4934
	S	107.943	107.148	89.127	91.787	104.668	100.355
15	T	16.9367	22.9651	20.4509	13.6878	13.8294	87.8699
	S	107.768	106.911	88.016	91.455	104.718	99.925
16	T	17.0427	23.0031	23.5469			
	S	107.097	106.735	76.443			

Event: Cooper Tires USF2000 Indy GP
 Track: Indianapolis Motor Speedway RC
 Report: Section Data Report
 Session: Race 1

Rounds 7/8/9
 2.439 mile(s)



USF2000 Championship
 September 3, 2020

Section Data for Car 22 - Barrichello, Eduardo

Lap	T/SF to I2	I2 to I4	I4 to I6	I6 to I8	I8 to SF	Lap	
1	T	19.5801	23.2348	20.2851	13.5246	13.6648	90.2894
	S	93.218	105.670	88.735	92.559	105.979	97.247
2	T	16.9538	22.8713	20.4999	14.0960	14.0381	88.4591
	S	107.659	107.350	87.805	88.807	103.161	99.259
3	T	16.9844	22.6533	19.8903	13.4010	13.7396	86.6686
	S	107.465	108.383	90.496	93.412	105.402	101.310
4	T	16.5825	22.6044	20.0405	13.4144	13.7030	86.3448
	S	110.069	108.617	89.818	93.319	105.684	101.690
5	T	16.5858	22.7471	20.0365	13.3990	13.8216	86.5900
	S	110.048	107.936	89.836	93.426	104.777	101.402
6	T	16.5734	22.8305	20.0494	13.3681	13.8290	86.6504
	S	110.130	107.542	89.778	93.642	104.721	101.331
7	T	16.6296	22.9891	20.2012	13.5126	13.8383	87.1708
	S	109.758	106.800	89.104	92.641	104.650	100.726
8	T	16.6517	22.8198	20.0311	13.4892	13.7911	86.7829
	S	109.612	107.592	89.860	92.802	105.008	101.177
9	T	16.6598	22.7897	20.0499	13.4855	13.8052	86.7901
	S	109.559	107.734	89.776	92.827	104.901	101.168
10	T	16.6427	22.7872	20.1706	13.5255	13.8502	86.9762
	S	109.671	107.746	89.239	92.552	104.560	100.952
11	T	16.7330	22.8631	20.3339	13.9270	13.6369	87.4939
	S	109.079	107.388	88.522	89.884	106.196	100.354
12	T	17.0747	22.9488	20.3496	13.4907	13.8239	87.6877
	S	106.897	106.987	88.454	92.791	104.759	100.133
13	T	16.6879	22.8783	20.1287	13.6100	13.7520	87.0569
	S	109.374	107.317	89.425	91.978	105.307	100.858
14	T	16.9268	23.0546	20.2469	13.5949	13.8159	87.6391
	S	107.831	106.496	88.902	92.080	104.820	100.188
15	T	16.7036	22.9946	20.2859	13.5699	13.9292	87.4832
	S	109.271	106.774	88.732	92.250	103.967	100.367
16	T	20.5138	28.4997	22.8719			
	S	88.976	86.149	78.699			

Event: Cooper Tires USF2000 Indy GP
Track: Indianapolis Motor Speedway RC
Report: Section Data Report
Session: Race 1

Rounds 7/8/9
2.439 mile(s)



USF2000 Championship
September 3, 2020

Section Data for Car 23 - Round-Garrido, Matt

Lap	T/SF to I2	I2 to I4	I4 to I6	I6 to I8	I8 to SF	Lap	
1	T	20.3433	23.5235	20.4610	13.5333	13.6958	91.5569
	S	89.721	104.373	87.972	92.499	105.739	95.901
2	T	16.7496	22.6917	20.3852	13.9653	13.6679	87.4597
	S	108.971	108.199	88.299	89.638	105.955	100.394
3	T	17.1608	22.7381	20.7763	13.7743	13.7585	88.2080
	S	106.360	107.979	86.637	90.881	105.257	99.542
4	T	16.5919	22.8207	20.7925	13.9610	13.6916	87.8577
	S	110.007	107.588	86.570	89.665	105.772	99.939
5	T	16.9172	22.8585	20.2946	13.9225	13.6881	87.6809
	S	107.892	107.410	88.694	89.913	105.799	100.140
6	T	16.8514	23.0297	20.1810	13.6303	13.7220	87.4144
	S	108.313	106.611	89.193	91.841	105.537	100.446
7	T	16.6399	22.8450	20.1383	13.6019	13.7179	86.9430
	S	109.690	107.473	89.382	92.033	105.569	100.990
8	T	16.7480	22.8851	20.1297	13.6158	13.7398	87.1184
	S	108.982	107.285	89.420	91.939	105.401	100.787
9	T	16.6901	22.7240	20.1508	13.6300	13.7177	86.9126
	S	109.360	108.046	89.326	91.843	105.570	101.026
10	T	16.7185	22.8586	20.1369	13.6611	13.7626	87.1377
	S	109.174	107.409	89.388	91.634	105.226	100.765
11	T	16.6954	22.9460	20.2042	13.6786	13.7457	87.2699
	S	109.325	107.000	89.090	91.517	105.355	100.612
12	T	16.7734	22.8408	20.1615	13.5778	13.7398	87.0933
	S	108.817	107.493	89.279	92.196	105.401	100.816
13	T	16.6529	23.0217	20.1742	13.7142	13.7041	87.2671
	S	109.604	106.648	89.223	91.279	105.675	100.615
14	T	16.6605	22.9721	20.3144	13.6274	13.8074	87.3818
	S	109.554	106.879	88.607	91.860	104.884	100.483
15	T	16.6952	22.9520	20.1616	13.6860	13.8148	87.3096
	S	109.326	106.972	89.279	91.467	104.828	100.566
16	T	19.3268	25.2455	25.1073			
	S	94.440	97.254	71.692			

Event: Cooper Tires USF2000 Indy GP
 Track: Indianapolis Motor Speedway RC
 Report: Section Data Report
 Session: Race 1

Rounds 7/8/9
 2.439 mile(s)



USF2000 Championship
 September 3, 2020

Section Data for Car 24 - Myers, Michael (R)

Lap	T/SF to I2	I2 to I4	I4 to I6	I6 to I8	I8 to SF	Lap	
1	T	20.2772	25.3483	21.8595	14.4315	14.2709	96.1874
	S	90.014	96.860	82.344	86.742	101.478	91.284
2	T	16.9717	22.8030	20.7344	14.4464	14.4141	89.3696
	S	107.545	107.671	86.812	86.653	100.470	98.248
3	T	17.4175	22.8627	20.5656	13.7427	14.0226	88.6111
	S	104.793	107.390	87.525	91.090	103.275	99.089
4	T	17.8242	22.9590	20.9789	14.5711	13.9260	90.2592
	S	102.402	106.940	85.800	85.911	103.991	97.280
5	T			20.4297	13.7740	13.8255	90.3588
	S			88.107	90.883	104.747	97.173
6	T	17.2056	23.1298	20.4570	13.7397	13.8173	88.3494
	S	106.083	106.150	87.989	91.110	104.809	99.383
7	T	16.9864	23.2030	20.4000	13.6707	13.8926	88.1527
	S	107.452	105.815	88.235	91.569	104.241	99.604
8	T	16.8577	22.8812	20.3154	13.7750	13.8908	87.7201
	S	108.273	107.303	88.603	90.876	104.255	100.096
9	T	16.8769	23.0260	20.4461	13.8719	13.9002	88.1211
	S	108.149	106.628	88.036	90.241	104.184	99.640
10	T	16.8998	23.0354	20.3268	13.6995	13.8336	87.7951
	S	108.003	106.585	88.553	91.377	104.686	100.010
11	T	17.0706	23.1258	20.6915	13.7352	13.9139	88.5370
	S	106.922	106.168	86.992	91.139	104.082	99.172
12	T	16.9914	23.0663	20.3979	13.6960	13.8914	88.0430
	S	107.421	106.442	88.244	91.400	104.250	99.729
13	T	17.0402	23.1289	20.3437	13.8239	13.9200	88.2567
	S	107.113	106.154	88.479	90.555	104.036	99.487
14	T	17.4603	22.9446	20.6245	13.7776	13.8737	88.6807
	S	104.536	107.007	87.275	90.859	104.383	99.011
15	T	16.9034	22.9145	20.5401	13.6769	13.8950	87.9299
	S	107.980	107.147	87.633	91.528	104.223	99.857
16	T	19.1303	24.9861				
	S	95.410	98.264				

Event: Cooper Tires USF2000 Indy GP
Track: Indianapolis Motor Speedway RC
Report: Section Data Report
Session: Race 1

Rounds 7/8/9
2.439 mile(s)



USF2000 Championship
September 3, 2020

Section Data for Car 3 - Gold, Reece

Lap	T/SF to I2	I2 to I4	I4 to I6	I6 to I8	I8 to SF	Lap	
1	T	19.4981	22.8906	20.5799	13.5074	13.8157	90.2917
	S	93.611	107.259	87.464	92.676	104.821	97.245
2	T	17.2071	22.7906	19.9768	13.8127	13.8738	87.6610
	S	106.074	107.730	90.105	90.628	104.382	100.163
3	T	16.6671	22.5813	19.8107	13.4498	13.7367	86.2456
	S	109.511	108.728	90.860	93.073	105.424	101.807
4	T	16.5438	22.7084	19.9155	13.4196	13.7167	86.3040
	S	110.327	108.120	90.382	93.283	105.578	101.738
5	T	16.6572	22.8568	20.0109	13.3789	13.9463	86.8501
	S	109.576	107.418	89.951	93.567	103.840	101.098
6	T	16.5796	22.8562	20.0548	13.4336	13.8138	86.7380
	S	110.089	107.421	89.754	93.186	104.836	101.229
7	T	16.6040	22.7763	20.1127	13.5194	13.8509	86.8633
	S	109.927	107.797	89.496	92.594	104.555	101.083
8	T	16.7016	22.8120	20.0207	13.4318	13.9299	86.8960
	S	109.285	107.629	89.907	93.198	103.962	101.045
9	T	16.6016	22.7491	20.2070	13.4141	13.8621	86.8339
	S	109.943	107.926	89.078	93.321	104.471	101.117
10	T	16.6184	22.7453	20.2465	13.5951	13.8308	87.0361
	S	109.832	107.944	88.904	92.079	104.707	100.882
11	T	17.2222	22.9635	20.6793	13.8921	13.6613	88.4184
	S	105.981	106.919	87.044	90.110	106.006	99.305
12	T	17.4764	22.9039	20.5632	13.5417	13.8815	88.3667
	S	104.440	107.197	87.535	92.442	104.325	99.363
13	T	16.7116	22.9953	20.1378	13.5287	13.8258	87.1992
	S	109.219	106.771	89.384	92.531	104.745	100.694
14	T	16.9483	23.1175	20.2869	13.5052	13.8338	87.6917
	S	107.694	106.206	88.727	92.692	104.684	100.128
15	T	16.6581	22.8279	20.3344	13.5526	13.8103	87.1833
	S	109.570	107.554	88.520	92.367	104.862	100.712
16	T	18.3514	25.8404	24.8695			
	S	99.460	95.015	72.378			

Event: Cooper Tires USF2000 Indy GP
Track: Indianapolis Motor Speedway RC
Report: Section Data Report
Session: Race 1

Rounds 7/8/9
2.439 mile(s)



USF2000 Championship
September 3, 2020

Section Data for Car 4 - d'Orlando, Michael

Lap	T/SF to I2	I2 to I4	I4 to I6	I6 to I8	I8 to SF	Lap	
1	T	19.9203	23.3025	20.5031	13.7027	13.7143	91.1429
	S	91.626	105.363	87.792	91.356	105.596	96.337
2	T	16.7717	22.6605	20.4568	13.9187	13.6660	87.4737
	S	108.828	108.348	87.990	89.938	105.970	100.378
3	T	17.2551	22.8983	20.5359	13.7544	13.7305	88.1742
	S	105.779	107.223	87.651	91.012	105.472	99.580
4	T	16.6963	22.8603	20.2377	13.6466	13.7007	87.1416
	S	109.319	107.401	88.943	91.731	105.701	100.760
5	T	16.6629	22.9089	20.0740	13.6424	13.7028	86.9910
	S	109.538	107.174	89.668	91.759	105.685	100.935
6	T	16.6525	22.9039	20.0854	13.6838	13.6747	87.0003
	S	109.607	107.197	89.617	91.482	105.902	100.924
7	T	16.7286	23.8724	24.9174	13.7475	13.7497	93.0156
	S	109.108	102.848	72.239	91.058	105.325	94.397
8	T	16.7872	22.8879	20.2865			234.4503
	S	108.727	107.272	88.729			37.451
9	T		23.2383	20.5896	13.7297	13.7540	93.9098
	S		105.654	87.423	91.176	105.292	93.498
10	T	16.8063	22.7761	20.0841	13.6624	13.7047	87.0336
	S	108.604	107.798	89.623	91.625	105.670	100.885
11	T	16.8164	22.8377	20.1258	13.8521	13.7852	87.4172
	S	108.539	107.508	89.437	90.370	105.053	100.442
12	T	16.8660	23.0100	20.3079	13.7811	13.7284	87.6934
	S	108.219	106.703	88.635	90.836	105.488	100.126
13	T	16.7794	22.8820	20.1200	13.6209	13.7296	87.1319
	S	108.778	107.300	89.463	91.904	105.479	100.771
14	T	16.7966	23.0093	20.3890	13.7994	13.7884	87.7827
	S	108.666	106.706	88.283	90.715	105.029	100.024

Event: Cooper Tires USF2000 Indy GP
Track: Indianapolis Motor Speedway RC
Report: Section Data Report
Session: Race 1

Rounds 7/8/9
2.439 mile(s)



USF2000 Championship
September 3, 2020

Section Data for Car 40 - Miller, Jack William

Lap	T/SF to I2	I2 to I4	I4 to I6	I6 to I8	I8 to SF	Lap	
1	T	19.3095	22.9478	20.1748	13.4385	13.7534	89.6240
	S	94.525	106.992	89.220	93.152	105.296	97.969
2	T	16.6765	22.5474	21.1384	14.4383	14.5061	89.3067
	S	109.449	108.892	85.153	86.701	99.833	98.317
3	T			22.1077			562.3959
	S			81.420			15.612

Event: Cooper Tires USF2000 Indy GP
Track: Indianapolis Motor Speedway RC
Report: Section Data Report
Session: Race 1

Rounds 7/8/9
2.439 mile(s)



USF2000 Championship
September 3, 2020

Section Data for Car 41 - Kaeser, Max (R)

Lap	T/SF to I2	I2 to I4	I4 to I6	I6 to I8	I8 to SF	Lap	
1	T	19.9282	25.0069	21.2187	14.1597	14.2242	94.5377
	S	91.590	98.182	84.831	88.407	101.811	92.877
2	T	17.1220	22.9297	20.9543	13.7234	14.1471	88.8765
	S	106.601	107.076	85.901	91.218	102.366	98.793
3	T	16.7271	22.8866	20.2312	14.0911	14.0204	87.9564
	S	109.118	107.278	88.971	88.838	103.291	99.827
4	T	16.7249	22.8566	20.2603	13.5729	13.7637	87.1784
	S	109.132	107.419	88.844	92.229	105.217	100.718
5	T	16.7478	22.9689	20.2576	13.6301	13.8206	87.4250
	S	108.983	106.894	88.856	91.842	104.784	100.434
6	T	16.7767	22.8461	20.1783	13.4262	13.9863	87.2136
	S	108.795	107.468	89.205	93.237	103.543	100.677
7	T	16.7960	22.9233	20.3447	13.6786	13.8025	87.5451
	S	108.670	107.106	88.475	91.517	104.922	100.296
8	T	16.6320	22.9721	20.2557	13.9828	13.9370	87.7796
	S	109.742	106.879	88.864	89.526	103.909	100.028
9	T	16.9256	22.8638	20.3650	13.6104	13.8377	87.6025
	S	107.838	107.385	88.387	91.975	104.655	100.230
10	T	16.7870	22.9144	20.2981	13.6233	13.7002	87.3230
	S	108.729	107.148	88.678	91.888	105.705	100.551
11	T	16.8133	22.8535	20.5273	13.7182	13.7176	87.6299
	S	108.559	107.433	87.688	91.252	105.571	100.199
12	T	16.9902	23.1448	20.4594	13.5644	13.8361	87.9949
	S	107.428	106.081	87.979	92.287	104.667	99.783
13	T	16.7894	23.0625	20.6116	14.0119	13.8761	88.3515
	S	108.713	106.460	87.329	89.340	104.365	99.380
14	T	17.9786	23.3542	20.3535	13.5429	13.8703	89.0995
	S	101.522	105.130	88.437	92.434	104.409	98.546
15	T	17.0619	23.1023	20.4066	13.6638	13.7595	87.9941
	S	106.977	106.276	88.207	91.616	105.250	99.784
16	T	17.6158	24.1397	22.0067			
	S	103.613	101.709	81.793			

Event: Cooper Tires USF2000 Indy GP
Track: Indianapolis Motor Speedway RC
Report: Section Data Report
Session: Race 1

Rounds 7/8/9
2.439 mile(s)



USF2000 Championship
September 3, 2020

Section Data for Car 44 - Brooks, Christian (R)

Lap	T/SF to I2	I2 to I4	I4 to I6	I6 to I8	I8 to SF	Lap	
1	T	19.8417	24.0921	20.7354	13.9515	13.7722	92.3929
	S	91.989	101.910	86.808	89.726	105.153	95.033
2	T	16.8723	22.8908	20.1763	13.5438	13.8355	87.3187
	S	108.179	107.258	89.214	92.427	104.671	100.556
3	T	16.7331	22.7267	20.3886	13.7888	13.6718	87.3090
	S	109.079	108.033	88.285	90.785	105.925	100.567
4	T	16.7062	22.5706	20.4484	13.6708	13.8744	87.2704
	S	109.254	108.780	88.026	91.569	104.378	100.611
5	T	16.6759	22.9939	20.6921	13.7153	13.7837	87.8609
	S	109.453	106.777	86.990	91.272	105.065	99.935
6	T	17.1644	23.1305	20.9922	13.7988	13.7310	88.8169
	S	106.338	106.147	85.746	90.719	105.468	98.860
7	T	16.7685	22.9182	20.2641	13.6819	13.7410	87.3737
	S	108.849	107.130	88.827	91.494	105.391	100.492
8	T	16.7312	23.0911	20.5011	13.9634	14.0757	88.3625
	S	109.091	106.328	87.800	89.650	102.885	99.368
9	T	17.1950	22.8824	20.8094	13.6730	13.7417	88.3015
	S	106.149	107.298	86.499	91.554	105.386	99.437
10	T	16.7271	22.9035	20.3707	13.7011	13.7485	87.4509
	S	109.118	107.199	88.362	91.366	105.334	100.404
11	T	16.8178	22.8967	20.3791	13.6481	13.7451	87.4868
	S	108.529	107.231	88.326	91.721	105.360	100.363
12	T	16.7315	23.2547	20.3019	13.6188	13.6960	87.6029
	S	109.089	105.580	88.662	91.918	105.738	100.230
13	T	16.7380	23.0180	20.3211	13.6075	13.7998	87.4844
	S	109.047	106.666	88.578	91.995	104.942	100.365
14	T	16.8047	23.0805	20.3571	13.6727	13.7474	87.6624
	S	108.614	106.377	88.421	91.556	105.342	100.162
15	T	16.7069	23.0109	20.2910	13.6551	13.7970	87.4609
	S	109.250	106.698	88.709	91.674	104.964	100.392
16	T	17.3538	24.8679	23.0614			
	S	105.177	98.731	78.053			

Event: Cooper Tires USF2000 Indy GP
 Track: Indianapolis Motor Speedway RC
 Report: Section Data Report
 Session: Race 1

Rounds 7/8/9
 2.439 mile(s)



USF2000 Championship
 September 3, 2020

Section Data for Car 5 - Brichacek, Wyatt (R)

Lap	T/SF to I2	I2 to I4	I4 to I6	I6 to I8	I8 to SF	Lap	
1	T	20.0002	24.2127	20.9437	14.2404	13.7198	93.1168
	S	91.260	101.402	85.945	87.906	105.554	94.294
2	T	17.8250	22.8951	20.4096	13.6704	13.8021	88.6022
	S	102.397	107.238	88.194	91.571	104.925	99.099
3	T	16.7926	22.7767	21.0821	14.1017	13.8321	88.5852
	S	108.692	107.796	85.380	88.771	104.697	99.118
4	T	16.7951	22.8557	20.0702	13.7545	13.8182	87.2937
	S	108.676	107.423	89.685	91.012	104.802	100.585
5	T	16.7020	22.8780	20.0803	13.6397	13.7763	87.0763
	S	109.282	107.318	89.640	91.778	105.121	100.836
6	T	16.7245	22.8917	20.0160	13.6896	13.8260	87.1478
	S	109.135	107.254	89.928	91.443	104.743	100.753
7	T	16.6944	22.8838	20.3677	13.8087	13.8541	87.6087
	S	109.332	107.291	88.375	90.654	104.531	100.223
8	T	16.8013	22.8286	20.4454	13.7572	13.8101	87.6426
	S	108.636	107.550	88.039	90.994	104.864	100.184
9	T	17.0269	22.7621	20.6946	13.8281	13.7963	88.1080
	S	107.197	107.865	86.979	90.527	104.969	99.655
10	T	16.8304	22.9717	20.3123	13.8172	13.8165	87.7481
	S	108.448	106.881	88.616	90.599	104.815	100.064
11	T	16.8751	22.8309	20.5283	13.7987	13.7584	87.7914
	S	108.161	107.540	87.684	90.720	105.258	100.014
12	T	16.9813	23.2028	20.9267	13.7588	13.7416	88.6112
	S	107.485	105.816	86.015	90.983	105.387	99.089
13	T	16.7522	23.1080	20.3308	14.2069	13.8577	88.2556
	S	108.954	106.250	88.536	88.113	104.504	99.488
14	T	17.1565	23.2222	20.4406	13.5788	13.9633	88.3614
	S	106.387	105.728	88.060	92.189	103.713	99.369
15	T	17.5447	23.4757	20.8955	13.7726	13.9597	89.6482
	S	104.033	104.586	86.143	90.892	103.740	97.943
16	T	17.6435	24.1065	21.7665			
	S	103.450	101.849	82.696			

Event: Cooper Tires USF2000 Indy GP
 Track: Indianapolis Motor Speedway RC
 Report: Section Data Report
 Session: Race 1

Rounds 7/8/9
 2.439 mile(s)



USF2000 Championship
 September 3, 2020

Section Data for Car 6 - Rasmussen, Christian

Lap	T/SF to I2	I2 to I4	I4 to I6	I6 to I8	I8 to SF	Lap	
1	T	20.0492	25.4920	20.6749	14.2341	13.8259	94.2761
	S	91.037	96.314	87.062	87.945	104.744	93.135
2	T	17.1648	22.7153	19.8473	13.4894	13.7881	87.0049
	S	106.335	108.087	90.692	92.800	105.031	100.918
3	T	16.5455	22.9337	20.4738	13.4957	13.8081	87.2568
	S	110.316	107.058	87.917	92.757	104.879	100.627
4	T	16.5207	22.6509	20.1971	13.7631	13.8411	86.9729
	S	110.481	108.394	89.122	90.955	104.629	100.956
5	T	16.5990	22.6912	20.1571	13.4412	13.7265	86.6150
	S	109.960	108.202	89.299	93.133	105.503	101.373
6	T	16.7002	23.5131	20.0584	13.4482	13.7899	87.5098
	S	109.294	104.420	89.738	93.084	105.018	100.336
7	T	16.6633	22.7850	20.2301	13.5228	13.7698	86.9710
	S	109.536	107.756	88.976	92.571	105.171	100.958
8	T	16.5790	22.8594	20.2664	13.6187	13.7271	87.0506
	S	110.093	107.406	88.817	91.919	105.498	100.865
9	T	16.6899	22.8153	20.0605	13.4725	13.9064	86.9446
	S	109.361	107.613	89.729	92.917	104.138	100.988
10	T	16.7019	22.8703	20.0947	13.4785	13.8855	87.0309
	S	109.283	107.354	89.576	92.875	104.295	100.888
11	T	16.6395	22.8820	20.1881	13.5921	13.8236	87.1253
	S	109.692	107.300	89.161	92.099	104.762	100.779
12	T	16.6979	22.8895	20.0892	13.4892	13.7943	86.9601
	S	109.309	107.264	89.600	92.802	104.984	100.970
13	T	16.8424	23.0404	20.1073	13.5801	13.8080	87.3782
	S	108.371	106.562	89.520	92.180	104.880	100.487
14	T	16.6232	23.3343	20.3102	13.5373	13.8155	87.6205
	S	109.800	105.220	88.625	92.472	104.823	100.209
15	T	16.6884	22.8569	20.1608	13.4900	13.8892	87.0853
	S	109.371	107.417	89.282	92.796	104.267	100.825
16	T	18.6875	26.5011	25.4642			
	S	97.671	92.646	70.687			

Event: Cooper Tires USF2000 Indy GP
Track: Indianapolis Motor Speedway RC
Report: Section Data Report
Session: Race 1

Rounds 7/8/9
2.439 mile(s)



USF2000 Championship
September 3, 2020

Section Data for Car 7 - Bogle, Christian

Lap	T/SF to I2	I2 to I4	I4 to I6	I6 to I8	I8 to SF	Lap	
1	T	19.7632	24.7278	21.8609	14.1710	13.8593	94.3822
	S	92.355	99.290	82.339	88.337	104.492	93.030
2	T	16.9847	22.8372	21.5210	13.8928	13.8993	89.1350
	S	107.463	107.510	83.639	90.106	104.191	98.507
3	T	16.9382	22.7468	20.6028	13.7963	13.8983	87.9824
	S	107.758	107.937	87.367	90.736	104.198	99.797
4	T	17.3618	23.4990	20.3578	13.8067	13.9006	88.9259
	S	105.129	104.482	88.418	90.667	104.181	98.738
5	T	16.8204	23.2374	20.6367	13.6444	13.8830	88.2219
	S	108.513	105.658	87.223	91.746	104.313	99.526
6	T	16.8121	23.0437	20.6151	13.6058	13.9785	88.0552
	S	108.566	106.547	87.315	92.006	103.601	99.715
7	T	16.8019	23.0162	20.3229	13.6280	13.9095	87.6785
	S	108.632	106.674	88.570	91.856	104.115	100.143
8	T	16.7686	22.8648	20.1345	13.6118	13.9651	87.3448
	S	108.848	107.380	89.399	91.966	103.700	100.526
9	T	16.8858	22.7672	20.7859	13.7577	13.9992	88.1958
	S	108.092	107.841	86.597	90.990	103.447	99.556
10	T	17.1865	23.1490	20.5242	13.7896	13.9591	88.6084
	S	106.201	106.062	87.701	90.780	103.745	99.092
11	T	16.9928	23.0935	21.0284	13.6623	13.9473	88.7243
	S	107.412	106.317	85.599	91.626	103.832	98.963
12	T	16.8216	23.0113	20.3957	13.6906	13.8779	87.7971
	S	108.505	106.697	88.254	91.436	104.352	100.008
13	T	17.3039	23.0304	20.2422	13.6523	13.9980	88.2268
	S	105.481	106.608	88.923	91.693	103.456	99.521
14	T	17.2720	23.1337	20.4317	13.6738	14.0056	88.5168
	S	105.676	106.132	88.098	91.549	103.400	99.195
15	T	17.2142	23.1129	20.9966	14.0065	13.9104	89.2406
	S	106.030	106.228	85.728	89.374	104.108	98.390
16	T	18.5382	25.4371				
	S	98.458	96.522				

Event: Cooper Tires USF2000 Indy GP
Track: Indianapolis Motor Speedway RC
Report: Section Data Report
Session: Race 1

Rounds 7/8/9
2.439 mile(s)



USF2000 Championship
September 3, 2020

Section Data for Car 8 - Dupell, Kyle

Lap	T/SF to I2	I2 to I4	I4 to I6	I6 to I8	I8 to SF	Lap	
1	T	20.2901	24.9129	21.0186	13.9683	13.9957	94.1856
	S	89.957	98.552	85.638	89.619	103.473	93.224
2	T	17.7178	22.8283	20.8859	13.8294	13.8414	89.1028
	S	103.017	107.552	86.183	90.519	104.627	98.542
3	T	16.9567	22.9442	20.8930	13.8751	13.6275	88.2965
	S	107.640	107.009	86.153	90.220	106.269	99.442
4	T	17.3613	23.1574	32.9093	14.8366	13.9551	102.2197
	S	105.132	106.023	54.696	84.374	103.774	85.897
5	T	16.7696	22.7726	20.0648	13.4464	13.9317	86.9851
	S	108.841	107.815	89.709	93.097	103.949	100.941
6	T	16.8361	22.7884	20.0784	13.5259	13.8711	87.0999
	S	108.412	107.740	89.649	92.550	104.403	100.808
7	T	16.7334	22.8888	20.1570	13.4624	13.9371	87.1787
	S	109.077	107.268	89.299	92.986	103.908	100.717
8	T	16.8005	22.7900	20.2739	13.5553	13.9590	87.3787
	S	108.641	107.733	88.784	92.349	103.745	100.487
9	T	16.9118	22.8350	20.0324	13.4201	14.0008	87.2001
	S	107.926	107.520	89.854	93.279	103.436	100.693
10	T	17.3346	23.0967	20.1871	13.4434	13.9474	88.0092
	S	105.294	106.302	89.166	93.118	103.832	99.767
11	T	16.8273	22.8746	20.1184	13.4822	13.9074	87.2099
	S	108.468	107.334	89.470	92.850	104.130	100.681
12	T	16.7680	22.8653	20.1093	13.5926	13.8673	87.2025
	S	108.852	107.378	89.511	92.096	104.431	100.690
13	T	16.6902	22.9586	20.2176	13.5902	13.8861	87.3427
	S	109.359	106.942	89.031	92.112	104.290	100.528
14	T	16.8174	23.0058	20.2530	13.4648	13.9860	87.5270
	S	108.532	106.722	88.876	92.970	103.545	100.316
15	T	16.9831	23.0499	20.3718	13.6977	13.9982	88.1007
	S	107.473	106.518	88.357	91.389	103.455	99.663
16	T	17.8222	23.3333				
	S	102.413	105.224				

Event: Cooper Tires USF2000 Indy GP
Track: Indianapolis Motor Speedway RC
Report: Section Data Report
Session: Race 1

Rounds 7/8/9
2.439 mile(s)



USF2000 Championship
September 3, 2020

Section Data for Car 9 - Siegel, Nolan

Lap	T/SF to I2	I2 to I4	I4 to I6	I6 to I8	I8 to SF	Lap	
1	T	19.5134	23.2518	20.3556	13.6026	13.8036	90.5270
	S	93.537	105.593	88.428	92.028	104.913	96.992
2	T	16.7268	22.7840	20.4476	13.9580	13.8543	87.7707
	S	109.120	107.761	88.030	89.685	104.529	100.038
3	T	17.2338	22.9793	20.5906	13.5969	13.8520	88.2526
	S	105.910	106.845	87.419	92.066	104.547	99.492
4	T	16.7590	22.7792	20.1992	13.5845	13.7815	87.1034
	S	108.910	107.784	89.112	92.150	105.082	100.804
5	T	16.6124	22.7451	20.0823	13.5442	13.8418	86.8258
	S	109.871	107.945	89.631	92.425	104.624	101.127
6	T	16.7635	22.8045	20.0339	13.6538	13.8109	87.0666
	S	108.881	107.664	89.848	91.683	104.858	100.847
7	T	16.6707	22.8287	20.1818	13.5873	13.8001	87.0686
	S	109.487	107.550	89.189	92.131	104.940	100.845
8	T	16.6833	22.9770	20.0894	13.5595	13.7985	87.1077
	S	109.404	106.856	89.599	92.320	104.952	100.799
9	T	16.7297	22.7278	20.0675	13.4746	13.8531	86.8527
	S	109.101	108.027	89.697	92.902	104.538	101.095
10	T	16.8597	22.7886	20.1884	13.5582	13.8156	87.2105
	S	108.260	107.739	89.160	92.329	104.822	100.681
11	T	16.8106	22.8878	20.1319	13.7393	13.8187	87.3883
	S	108.576	107.272	89.410	91.112	104.799	100.476
12	T	16.7631	22.8559	20.1110	13.6819	13.7933	87.2052
	S	108.884	107.422	89.503	91.494	104.992	100.687
13	T	16.7905	22.8527	20.2202	13.7343	13.8055	87.4032
	S	108.706	107.437	89.020	91.145	104.899	100.459
14	T	16.7990	22.8752	20.2990	13.6873	13.7985	87.4590
	S	108.651	107.331	88.674	91.458	104.952	100.394
15	T	16.7780	22.9490	20.3526	13.7003	13.8395	87.6194
	S	108.787	106.986	88.441	91.372	104.641	100.211
16	T	18.3206	27.7854	22.5853			
	S	99.627	88.364	79.698			

Event: Cooper Tires USF2000 Indy GP
Track: Indianapolis Motor Speedway RC
Report: Section Data Report
Session: Race 1

Rounds 7/8/9
2.439 mile(s)








USF2000 Championship
September 3, 2020

Section Data for Car

Report Support Information

Section Legend	
Name	Length
SF to I2	0.507008 miles
I2 to I4	0.682008 miles
I4 to I6	0.500000 miles
I6 to I8	0.347727 miles
I8 to SF	0.402273 miles
Lap	2.439000 miles

Color Legend	
	Fastest Lap
	Section Under Caution
	Section Under Green
	Section Time Data
	Section Speed Data

