

**Event:** Cooper Tires USF2000 GP of Mid-Ohio  
**Track:** Mid-Ohio Sports Car Course  
**Report:** Section Data Report  
**Session:** Race 1

**Round 17/18**  
**2.258 mile(s)**



**USF2000 Championship**  
**October 2, 2021**

**Section Data for Car 1 - Navarro, Ely (R)**

Lap	T/SF to I4	I4 to I6	I6 to SF	Lap	
1	T	38.7146	30.8114	29.3384	98.8644
	S	99.804	80.836	60.493	82.222
2	T	66.1986	49.0330	32.4762	147.7078
	S	58.368	50.796	54.648	55.033
3	T	37.0943	28.6145	19.3276	85.0364
	S	104.163	87.043	91.826	95.592
4	T	35.9131	28.4500	19.3050	83.6681
	S	107.589	87.546	91.933	97.155
5	T	35.8720	28.3676	19.3148	83.5544
	S	107.713	87.800	91.887	97.288
6	T	36.0057	28.5242	19.1767	83.7066
	S	107.313	87.318	92.548	97.111
7	T	35.4884	28.1991	19.1054	82.7929
	S	108.877	88.325	92.894	98.182
8	T	35.5184	28.1340	18.9737	82.6261
	S	108.785	88.529	93.539	98.381
9	T	35.6515	27.9137	18.9630	82.5282
	S	108.379	89.228	93.591	98.497
10	T	35.7123	27.9937	18.9712	82.6772
	S	108.194	88.973	93.551	98.320
11	T	35.6044	28.0171	19.3005	82.9220
	S	108.522	88.899	91.955	98.029
12	T	35.7962	28.0772	21.1503	85.0237
	S	107.941	88.708	83.912	95.606
13	T	62.4750	54.8594	32.0332	149.3676
	S	61.847	45.401	55.404	54.421
14	T	74.4959	49.9882	35.5993	160.0834
	S	51.867	49.825	49.854	50.779
15	T	66.8233	47.5310	31.3573	145.7116
	S	57.822	52.401	56.598	55.787
16	T	36.3075	28.6221	19.5316	84.4612
	S	106.421	87.020	90.867	96.243
17	T	35.9747	28.4265	19.2056	83.6068
	S	107.405	87.618	92.409	97.227
18	T	35.9239	28.4206	19.4394	83.7839
	S	107.557	87.636	91.298	97.021
19	T	35.9970	28.3592	19.0392	83.3954
	S	107.338	87.826	93.217	97.473

**Event:** Cooper Tires USF2000 GP of Mid-Ohio

**Round 17/18**

**Track:** Mid-Ohio Sports Car Course

**2.258 mile(s)**

**Report:** Section Data Report

**USF2000 Championship**

**Session:** Race 1

**October 2, 2021**



**Section Data for Car 1 - Navarro, Ely (R)**

Lap	T/SF to I4	I4 to I6	I6 to SF	Lap	
20	T	35.7460	28.1072	19.2193	83.0725
	S	108.092	88.614	92.343	97.852

Event: Cooper Tires USF2000 GP of Mid-Ohio  
 Track: Mid-Ohio Sports Car Course  
 Report: Section Data Report  
 Session: Race 1

Round 17/18  
 2.258 mile(s)  
 USF2000 Championship  
 October 2, 2021



Section Data for Car 10 - Siegel, Nolan

Lap	T/SF to I4	I4 to I6	I6 to SF	Lap	
1	T	38.1612	29.8006	26.1258	94.0876
	S	101.251	83.578	67.932	86.396
2	T	66.9358	50.2757	33.2722	150.4837
	S	57.725	49.540	53.341	54.018
3	T	36.2264	28.7376	19.3695	84.3335
	S	106.659	86.670	91.627	96.389
4	T	35.7696	28.3551	19.0146	83.1393
	S	108.021	87.839	93.337	97.773
5	T	35.7284	28.3110	18.9548	82.9942
	S	108.145	87.976	93.632	97.944
6	T	35.6254	28.4229	18.9036	82.9519
	S	108.458	87.629	93.885	97.994
7	T	35.6645	28.0859	19.0196	82.7700
	S	108.339	88.681	93.313	98.209
8	T	35.4875	28.0281	18.9467	82.4623
	S	108.880	88.864	93.672	98.576
9	T	35.7629	28.5334	18.8713	83.1676
	S	108.041	87.290	94.046	97.740
10	T	35.8061	27.9306	19.0224	82.7591
	S	107.911	89.174	93.299	98.222
11	T	35.5782	28.2398	18.9420	82.7600
	S	108.602	88.198	93.695	98.221
12	T	36.8341	28.2066	19.7213	84.7620
	S	104.899	88.301	89.993	95.901
13	T	63.0340	52.6489	34.3019	149.9848
	S	61.298	47.307	51.740	54.197
14	T	73.8383	50.5254	35.2010	159.5647
	S	52.329	49.296	50.418	50.944
15	T	66.5572	48.9339	33.2337	148.7248
	S	58.053	50.899	53.403	54.657
16	T	36.2558	28.9058	19.2102	84.3718
	S	106.572	86.165	92.387	96.345
17	T	35.8735	28.2255	19.0222	83.1212
	S	107.708	88.242	93.300	97.795
18	T	35.6709	28.1972	19.0523	82.9204
	S	108.320	88.331	93.153	98.031
19	T	35.6394	28.2094	19.0749	82.9237
	S	108.416	88.293	93.042	98.027

**Event:** Cooper Tires USF2000 GP of Mid-Ohio

**Round 17/18**

**Track:** Mid-Ohio Sports Car Course

**2.258 mile(s)**

**Report:** Section Data Report

**USF2000 Championship**

**Session:** Race 1

**October 2, 2021**



**Section Data for Car 10 - Siegel, Nolan**

Lap	T/SF to I4	I4 to I6	I6 to SF	Lap	
20	T	35.6495	28.1926	19.1134	82.9555
	S	108.385	88.345	92.855	97.990

Event: Cooper Tires USF2000 GP of Mid-Ohio

Round 17/18

Track: Mid-Ohio Sports Car Course

2.258 mile(s)

Report: Section Data Report

USF2000 Championship

Session: Race 1

October 2, 2021



Section Data for Car 11 - Campbell, Prescott

Lap	T/SF to I4	I4 to I6	I6 to SF	Lap	
1	T	37.9742	29.3574	24.8912	92.2228
	S	101.750	84.840	71.301	88.143
2	T	66.2755	51.4089	33.8816	151.5660
	S	58.300	48.448	52.382	53.632
3	T	36.2859	28.4259	19.2277	83.9395
	S	106.484	87.620	92.303	96.841
4	T	35.6670	28.1470	19.0031	82.8171
	S	108.332	88.488	93.394	98.154
5	T	35.5721	27.9915	18.9599	82.5235
	S	108.621	88.980	93.607	98.503
6	T	35.5015	27.9624	18.9130	82.3769
	S	108.837	89.073	93.839	98.678
7	T	35.5277	27.9253	18.8816	82.3346
	S	108.756	89.191	93.995	98.729
8	T	35.5697	27.9014	18.8922	82.3633
	S	108.628	89.267	93.942	98.694
9	T	35.4919	27.9405	18.8973	82.3297
	S	108.866	89.142	93.917	98.735
10	T	35.5794	28.0556	19.5239	83.1589
	S	108.598	88.777	90.903	97.750
11	T	35.8404	27.9725	19.1254	82.9383
	S	107.807	89.040	92.797	98.010
12	T	35.6279	252.6452		
	S	108.451	9.858		

**Event:** Cooper Tires USF2000 GP of Mid-Ohio  
**Track:** Mid-Ohio Sports Car Course  
**Report:** Section Data Report  
**Session:** Race 1

**Round 17/18**  
**2.258 mile(s)**



**USF2000 Championship**  
**October 2, 2021**

**Section Data for Car 12 - Porto, Kiko**

Lap	T/SF to I4	I4 to I6	I6 to SF	Lap	
1	T	38.2366	29.3595	25.3096	92.9057
	S	101.051	84.834	70.123	87.495
2	T	66.8149	50.8169	33.4912	151.1230
	S	57.829	49.013	52.992	53.789
3	T	36.2768	28.7814	19.2445	84.3027
	S	106.511	86.538	92.222	96.424
4	T	35.7033	28.2701	19.0719	83.0453
	S	108.221	88.103	93.057	97.884
5	T	35.6651	27.9078	18.8864	82.4593
	S	108.337	89.247	93.971	98.580
6	T	35.6821	27.9383	18.8313	82.4517
	S	108.286	89.149	94.246	98.589
7	T	35.5007	27.8424	18.8376	82.1807
	S	108.839	89.456	94.214	98.914
8	T	35.5020	27.8384	18.9812	82.3216
	S	108.835	89.469	93.502	98.744
9	T	35.5244	28.0084	18.8232	82.3560
	S	108.766	88.926	94.286	98.703
10	T	35.5080	27.9798	19.2964	82.7842
	S	108.817	89.017	91.974	98.193
11	T	35.7260	28.2248	19.1369	83.0877
	S	108.153	88.244	92.741	97.834
12	T	35.6831	28.2821	19.2952	83.2604
	S	108.283	88.066	91.980	97.631
13	T	65.1276	52.4084	34.8105	152.3465
	S	59.328	47.524	50.984	53.357
14	T	73.7207	50.7047	35.7628	160.1882
	S	52.412	49.121	49.626	50.745
15	T	66.4433	49.2932	33.6859	149.4224
	S	58.153	50.528	52.686	54.401
16	T	36.1024	28.6204	19.2241	83.9469
	S	107.025	87.025	92.320	96.833
17	T	35.7386	28.4644	18.9989	83.2019
	S	108.115	87.502	93.414	97.700
18	T	35.6824	28.2984	18.9502	82.9310
	S	108.285	88.015	93.655	98.019
19	T	35.5650	28.0686	18.9406	82.5742
	S	108.642	88.736	93.702	98.442

**Event:** Cooper Tires USF2000 GP of Mid-Ohio

**Round 17/18**

**Track:** Mid-Ohio Sports Car Course

**2.258 mile(s)**

**Report:** Section Data Report

**USF2000 Championship**

**Session:** Race 1

**October 2, 2021**



**Section Data for Car 12 - Porto, Kiko**

Lap	T/SF to I4	I4 to I6	I6 to SF	Lap	
20	T	35.5885	28.1663	19.0215	82.7763
	S	108.571	88.428	93.304	98.202

Event: Cooper Tires USF2000 GP of Mid-Ohio

Round 17/18

Track: Mid-Ohio Sports Car Course

2.258 mile(s)

Report: Section Data Report

USF2000 Championship

Session: Race 1

October 2, 2021



Section Data for Car 16 - Vaccaro, Kent (R)

Lap	T/SF to I4	I4 to I6	I6 to SF	Lap	
1	T	38.7457	30.7170	31.1513	100.6140
	S	99.724	81.085	56.973	80.792
2	T	65.8406	49.1059	31.2217	146.1682
	S	58.685	50.721	56.844	55.613
3	T	36.5899	29.1309	19.5297	85.2505
	S	105.599	85.500	90.876	95.352
4	T	36.2872	29.1550	19.2090	84.6512
	S	106.480	85.429	92.393	96.027
5	T	35.8640	28.1808	19.0313	83.0761
	S	107.737	88.382	93.255	97.848
6	T	35.8161	28.1554	19.1982	83.1697
	S	107.881	88.462	92.445	97.738
7	T	35.9459	28.0544	19.1183	83.1186
	S	107.491	88.780	92.831	97.798
8	T	35.8436	28.0601	19.0492	82.9529
	S	107.798	88.762	93.168	97.993
9	T	36.1901	27.8940	18.9702	83.0543
	S	106.766	89.291	93.556	97.873
10	T	35.8510	27.9436	19.0533	82.8479
	S	107.776	89.132	93.148	98.117
11	T	36.0397	27.8792	19.0927	83.0116
	S	107.211	89.338	92.956	97.924
12	T	36.0278	28.1945	21.6929	85.9152
	S	107.247	88.339	81.814	94.614
13	T	61.7749	54.7358	31.6039	148.1146
	S	62.547	45.504	56.157	54.882
14	T	75.2380	49.6028	35.4222	160.2630
	S	51.355	50.213	50.103	50.722
15	T	66.5357	47.6587	30.0249	144.2193
	S	58.072	52.261	59.110	56.364
16	T	36.5418	28.5167	19.3430	84.4015
	S	105.738	87.341	91.753	96.311
17	T	36.0999	28.8161	19.2994	84.2154
	S	107.033	86.434	91.960	96.524
18	T	35.8295	28.3730	19.3397	83.5422
	S	107.840	87.784	91.768	97.302
19	T	36.0528	29.0982	19.1656	84.3166
	S	107.172	85.596	92.602	96.408



**Event:** Cooper Tires USF2000 GP of Mid-Ohio

**Round 17/18**

**Track:** Mid-Ohio Sports Car Course

**2.258 mile(s)**

**Report:** Section Data Report

**USF2000 Championship**

**Session:** Race 1

**October 2, 2021**



**Section Data for Car 16 - Vaccaro, Kent (R)**

Lap	T/SF to I4	I4 to I6	I6 to SF	Lap	
20	T	36.2333	28.9197	19.1725	84.3255
	S	106.638	86.124	92.569	96.398

**Event:** Cooper Tires USF2000 GP of Mid-Ohio  
**Track:** Mid-Ohio Sports Car Course  
**Report:** Section Data Report  
**Session:** Race 1

**Round 17/18**  
**2.258 mile(s)**



**USF2000 Championship**  
**October 2, 2021**

**Section Data for Car 19 - Castro, Andre**

Lap	T/SF to I4	I4 to I6	I6 to SF	Lap	
1	T	38.8908	31.0396	29.9126	99.8430
	S	99.352	80.242	59.332	81.416
2	T	66.5495	48.7896	31.6342	146.9733
	S	58.060	51.049	56.103	55.308
3	T	36.5527	28.6203	19.3109	84.4839
	S	105.707	87.025	91.905	96.217
4	T	35.9191	28.5639	19.2951	83.7781
	S	107.571	87.197	91.980	97.028
5	T	35.9473	28.4078	19.2168	83.5719
	S	107.487	87.676	92.355	97.267
6	T	36.2401	28.2919	19.0125	83.5445
	S	106.618	88.035	93.348	97.299
7	T	35.7078	28.1045	19.0037	82.8160
	S	108.208	88.622	93.391	98.155
8	T	35.8450	28.7795	19.1121	83.7366
	S	107.794	86.544	92.861	97.076
9	T	35.7068	28.0488	18.9776	82.7332
	S	108.211	88.798	93.519	98.253
10	T	35.7518	28.0851	19.1006	82.9375
	S	108.075	88.683	92.917	98.011
11	T	35.7948	28.0302	19.0359	82.8609
	S	107.945	88.857	93.233	98.102
12	T	35.8813	28.0611	21.1400	85.0824
	S	107.685	88.759	83.953	95.540
13	T	62.7778	54.4022	32.2409	149.4209
	S	61.548	45.783	55.047	54.402
14	T	74.3529	50.0881	35.4264	159.8674
	S	51.967	49.726	50.097	50.847
15	T	66.3684	47.9134	30.6346	144.9164
	S	58.218	51.983	57.934	56.093
16	T	36.5247	28.4930	19.4802	84.4979
	S	105.788	87.414	91.106	96.201
17	T	36.0196	28.4389	19.2741	83.7326
	S	107.271	87.580	92.081	97.080
18	T	36.3740	28.1851	19.2472	83.8063
	S	106.226	88.369	92.209	96.995
19	T	35.9530	28.3734	19.1877	83.5141
	S	107.470	87.782	92.495	97.334

**Event:** Cooper Tires USF2000 GP of Mid-Ohio

**Round 17/18**

**Track:** Mid-Ohio Sports Car Course

**2.258 mile(s)**

**Report:** Section Data Report

**USF2000 Championship**

**Session:** Race 1

**October 2, 2021**



**Section Data for Car 19 - Castro, Andre**

Lap	T/SF to I4	I4 to I6	I6 to SF	Lap	
20	T	35.8727	28.2297	19.1941	83.2965
	S	107.710	88.229	92.464	97.589

**Event:** Cooper Tires USF2000 GP of Mid-Ohio  
**Track:** Mid-Ohio Sports Car Course  
**Report:** Section Data Report  
**Session:** Race 1

**Round 17/18**  
**2.258 mile(s)**



**USF2000 Championship**  
**October 2, 2021**

**Section Data for Car 2 - Nepveu, Thomas (R)**

Lap	T/SF to I4	I4 to I6	I6 to SF	Lap	
1	T	38.1389	29.8560	26.3676	94.3625
	S	101.310	83.423	67.309	86.144
2	T	67.3049	49.7573	33.4364	150.4986
	S	57.408	50.057	53.079	54.012
3	T	37.0835	29.1222	19.4345	85.6402
	S	104.194	85.525	91.321	94.918
4	T	36.0557	28.5116	19.1940	83.7613
	S	107.164	87.357	92.465	97.047
5	T	35.8401	28.6445	19.0681	83.5527
	S	107.808	86.951	93.075	97.289
6	T	35.8675	28.2967	19.0344	83.1986
	S	107.726	88.020	93.240	97.704
7	T	35.5923	28.2627	19.0297	82.8847
	S	108.559	88.126	93.263	98.074
8	T	35.6598	28.0547	18.9759	82.6904
	S	108.353	88.779	93.528	98.304
9	T	35.6207	28.0699	18.9701	82.6607
	S	108.472	88.731	93.556	98.339
10	T	35.4542	28.1259	18.9400	82.5201
	S	108.982	88.555	93.705	98.507
11	T	35.5274	28.0870	18.9724	82.5868
	S	108.757	88.677	93.545	98.427
12	T	35.6663	28.0895	20.1790	83.9348
	S	108.334	88.669	87.951	96.847
13	T	62.6421	53.3199	33.4939	149.4559
	S	61.682	46.712	52.988	54.389
14	T	74.3906	50.1592	35.5863	160.1361
	S	51.940	49.656	49.872	50.762
15	T	65.9871	48.6507	32.7981	147.4359
	S	58.555	51.195	54.112	55.134
16	T	36.0625	28.9203	19.3042	84.2870
	S	107.144	86.122	91.937	96.442
17	T	35.7434	28.4136	19.0904	83.2474
	S	108.100	87.658	92.967	97.646
18	T	35.5705	28.1485	19.0811	82.8001
	S	108.626	88.484	93.012	98.174
19	T	35.6088	28.2657	19.0205	82.8950
	S	108.509	88.117	93.308	98.061

**Event:** Cooper Tires USF2000 GP of Mid-Ohio

**Round 17/18**

**Track:** Mid-Ohio Sports Car Course

**2.258 mile(s)**

**Report:** Section Data Report

**USF2000 Championship**

**Session:** Race 1

**October 2, 2021**



**Section Data for Car 2 - Nepveu, Thomas (R)**

Lap	T/SF to I4	I4 to I6	I6 to SF	Lap	
20	T	35.5283	28.3558	19.1661	83.0502
	S	108.755	87.837	92.600	97.878

**Event:** Cooper Tires USF2000 GP of Mid-Ohio  
**Track:** Mid-Ohio Sports Car Course  
**Report:** Section Data Report  
**Session:** Race 1

**Round 17/18**  
**2.258 mile(s)**



**USF2000 Championship**  
**October 2, 2021**

**Section Data for Car 22 - Sundaramoorthy, Yuven**

Lap	T/SF to I4	I4 to I6	I6 to SF	Lap	
1	T	37.8811	28.7676	24.4797	91.1284
	S	102.000	86.579	72.500	89.202
2	T	66.6207	51.7366	33.8490	152.2063
	S	57.998	48.142	52.432	53.406
3	T	36.0597	28.1350	18.9410	83.1357
	S	107.152	88.526	93.700	97.777
4	T	35.7038	28.4241	18.8805	83.0084
	S	108.220	87.626	94.000	97.927
5	T	35.5341	28.1289	18.8223	82.4853
	S	108.737	88.545	94.291	98.548
6	T	35.6384	28.0270	18.7937	82.4591
	S	108.419	88.867	94.434	98.580
7	T	35.5776	28.0339	18.7704	82.3819
	S	108.604	88.845	94.552	98.672
8	T	35.4971	27.8822	18.7812	82.1605
	S	108.850	89.329	94.497	98.938
9	T	35.4322	27.9465	18.7812	82.1599
	S	109.049	89.123	94.497	98.939
10	T	35.3772	27.8036	18.7244	81.9052
	S	109.219	89.581	94.784	99.246
11	T	35.4966	27.9671	18.8830	82.3467
	S	108.852	89.058	93.988	98.714
12	T	35.4501	28.0041	21.0546	84.5088
	S	108.994	88.940	84.294	96.189
13	T	66.1985	52.7605	35.0402	153.9992
	S	58.368	47.207	50.650	52.785
14	T	73.9554	50.4566	35.6870	160.0990
	S	52.246	49.363	49.732	50.774
15	T	66.3404	49.9199	33.7920	150.0523
	S	58.243	49.894	52.520	54.173
16	T	36.0761	28.2501	18.9594	83.2856
	S	107.103	88.165	93.609	97.602
17	T	35.6544	28.1708	18.8970	82.7222
	S	108.370	88.414	93.918	98.266
18	T	35.5361	28.1628	18.9265	82.6254
	S	108.731	88.439	93.772	98.381
19	T	35.5192	28.1475	18.9272	82.5939
	S	108.782	88.487	93.768	98.419

**Event:** Cooper Tires USF2000 GP of Mid-Ohio

**Round 17/18**

**Track:** Mid-Ohio Sports Car Course

**2.258 mile(s)**

**Report:** Section Data Report

**USF2000 Championship**

**Session:** Race 1

**October 2, 2021**



**Section Data for Car 22 - Sundaramoorthy, Yuven**

Lap	T/SF to I4	I4 to I6	I6 to SF	Lap	
20	T	35.5884	28.1946	18.9763	82.7593
	S	108.571	88.339	93.526	98.222

Event: Cooper Tires USF2000 GP of Mid-Ohio  
 Track: Mid-Ohio Sports Car Course  
 Report: Section Data Report  
 Session: Race 1

Round 17/18  
 2.258 mile(s)



USF2000 Championship  
 October 2, 2021

Section Data for Car 23 - Denmark, Jace (R)

Lap	T/SF to I4	I4 to I6	I6 to SF	Lap	
1	T	38.2364	29.2610	25.1039	92.6013
	S	101.052	85.120	70.697	87.783
2	T	66.4696	51.2341	33.7285	151.4322
	S	58.130	48.614	52.619	53.679
3	T	36.1801	28.5333	19.2945	84.0079
	S	106.795	87.290	91.983	96.762
4	T	35.7248	28.0613	18.9906	82.7767
	S	108.156	88.759	93.455	98.202
5	T	35.6288	27.9299	19.0321	82.5908
	S	108.448	89.176	93.252	98.423
6	T	35.5996	27.9010	18.9357	82.4363
	S	108.537	89.269	93.726	98.607
7	T	35.5161	27.8012	18.9303	82.2476
	S	108.792	89.589	93.753	98.833
8	T	35.5874	27.7949	19.0494	82.4317
	S	108.574	89.609	93.167	98.613
9	T	35.5857	27.8666	18.8896	82.3419
	S	108.579	89.379	93.955	98.720
10	T	35.5036	27.9695	19.5187	82.9918
	S	108.830	89.050	90.927	97.947
11	T	35.7882	28.0879	19.1134	82.9895
	S	107.965	88.675	92.855	97.950
12	T	35.5183	35.5587		122.7103
	S	108.785	70.044		66.244
13	T		29.8305	19.7031	327.3044
	S		83.494	90.076	24.836
14	T	36.3704	35.5260	28.9369	100.8333
	S	106.236	70.109	61.333	80.616
15	T	36.2310	28.6887	19.0865	84.0062
	S	106.645	86.818	92.986	96.764
16	T	35.9752	28.6667	19.6176	84.2595
	S	107.404	86.884	90.468	96.473
17	T	35.9606	27.9055	19.0590	82.9251
	S	107.447	89.254	93.120	98.026
18	T	35.5614	28.6523	18.8688	83.0825
	S	108.653	86.928	94.059	97.840
19	T	35.6207	28.0458	19.1089	82.7754
	S	108.472	88.808	92.877	98.203



Event: Cooper Tires USF2000 GP of Mid-Ohio

Round 17/18

Track: Mid-Ohio Sports Car Course

2.258 mile(s)

Report: Section Data Report

USF2000 Championship

Session: Race 1

October 2, 2021



Section Data for Car 24 - Pierson, Josh

Lap	T/SF to I4	I4 to I6	I6 to SF	Lap	
1	T	38.4109	30.4989	27.7227	96.6325
	S	100.593	81.665	64.019	84.121
2	T	66.6491	49.4429	33.0181	149.1101
	S	57.973	50.375	53.752	54.515
3	T	36.7085	29.2239	19.3938	85.3262
	S	105.258	85.228	91.512	95.267
4	T	35.9441	28.7720	19.3546	84.0707
	S	107.496	86.566	91.698	96.690
5	T	35.7575	28.4302	19.4041	83.5918
	S	108.057	87.607	91.464	97.244
6	T	35.6644	28.2950	19.0455	83.0049
	S	108.340	88.026	93.186	97.932
7	T	35.7164	28.1899	19.0047	82.9110
	S	108.182	88.354	93.386	98.042
8	T	35.8354	28.3005	18.9228	83.0587
	S	107.823	88.008	93.790	97.868
9	T	35.6126	28.2731	18.8889	82.7746
	S	108.497	88.094	93.959	98.204
10	T	35.7734	27.9738	18.9106	82.6578
	S	108.009	89.036	93.851	98.343
11	T	35.6607	27.8656	19.0961	82.6224
	S	108.351	89.382	92.939	98.385
12	T	35.8333	28.1271	21.0742	85.0346
	S	107.829	88.551	84.215	95.594
13	T	62.1443	54.3874	32.7656	149.2973
	S	62.176	45.795	54.166	54.447
14	T	74.1592	50.5575	35.4359	160.1526
	S	52.102	49.264	50.084	50.757
15	T	66.0090	48.2480	31.7431	146.0001
	S	58.535	51.622	55.911	55.677
16	T	36.2694	28.9513	19.4538	84.6745
	S	106.532	86.030	91.230	96.001
17	T	35.8973	28.5586	19.1067	83.5626
	S	107.637	87.213	92.887	97.278
18	T	35.8620	28.3111	19.1499	83.3230
	S	107.743	87.975	92.678	97.558
19	T	35.7072	28.2259	19.1370	83.0701
	S	108.210	88.241	92.740	97.855

**Event:** Cooper Tires USF2000 GP of Mid-Ohio

**Round 17/18**

**Track:** Mid-Ohio Sports Car Course

**2.258 mile(s)**

**Report:** Section Data Report

**USF2000 Championship**

**Session:** Race 1

**October 2, 2021**



**Section Data for Car 24 - Pierson, Josh**

Lap	T/SF to I4	I4 to I6	I6 to SF	Lap	
20	T	35.6113	28.5346	19.1312	83.2771
	S	108.501	87.286	92.769	97.611

**Event:** Cooper Tires USF2000 GP of Mid-Ohio

**Round 17/18**

**Track:** Mid-Ohio Sports Car Course

**2.258 mile(s)**

**Report:** Section Data Report

**USF2000 Championship**

**Session:** Race 1

**October 2, 2021**



**Section Data for Car 3 - Stamer, Evan (R)**

Lap	T/SF to I4	I4 to I6	I6 to SF	Lap	
1	T	45.9629	31.1304	30.7973	106.3549
	S	84.065	80.008	57.628	76.431

Event: Cooper Tires USF2000 GP of Mid-Ohio  
 Track: Mid-Ohio Sports Car Course  
 Report: Section Data Report  
 Session: Race 1

Round 17/18  
 2.258 mile(s)  
 USF2000 Championship  
 October 2, 2021



Section Data for Car 32 - Weir, Christian (R)

Lap	T/SF to I4	I4 to I6	I6 to SF	Lap	
1	T	38.0544	30.6499	28.6294	97.3337
	S	101.535	81.262	61.991	83.515
2	T	66.1576	49.2521	32.7212	148.1309
	S	58.404	50.570	54.239	54.876
3	T	36.2208	29.2108	19.3305	84.7621
	S	106.675	85.266	91.812	95.901
4	T	36.0407	28.7074	19.2351	83.9832
	S	107.208	86.761	92.267	96.791
5	T	35.7173	28.6009	19.2315	83.5497
	S	108.179	87.084	92.285	97.293
6	T	35.6502	28.3968	19.0867	83.1337
	S	108.383	87.710	92.985	97.780
7	T	35.6879	28.1511	19.0884	82.9274
	S	108.268	88.475	92.977	98.023
8	T	35.5598	28.1047	19.0162	82.6807
	S	108.658	88.622	93.330	98.316
9	T	35.5687	28.1879	18.9630	82.7196
	S	108.631	88.360	93.591	98.269
10	T	35.6039	28.0503	19.0004	82.6546
	S	108.524	88.793	93.407	98.347
11	T	35.5413	28.0864	19.0197	82.6474
	S	108.715	88.679	93.312	98.355
12	T	35.6665	28.0763	20.4247	84.1675
	S	108.333	88.711	86.893	96.579
13	T	62.6182	54.0849	32.7597	149.4628
	S	61.705	46.051	54.175	54.387
14	T	74.1803	50.6267	35.2344	160.0414
	S	52.087	49.197	50.370	50.792
15	T	66.0805	48.5226	32.3739	146.9770
	S	58.472	51.330	54.821	55.307
16	T	36.1448	29.1386	19.3529	84.6363
	S	106.900	85.477	91.706	96.044
17	T	35.7817	28.6441	19.1637	83.5895
	S	107.984	86.953	92.611	97.247
18	T	35.5503	28.4765	19.1095	83.1363
	S	108.687	87.464	92.874	97.777
19	T	35.6768	28.3557	19.1517	83.1842
	S	108.302	87.837	92.669	97.720

**Event:** Cooper Tires USF2000 GP of Mid-Ohio  
**Track:** Mid-Ohio Sports Car Course  
**Report:** Section Data Report  
**Session:** Race 1

**Round 17/18**  
**2.258 mile(s)**  
**USF2000 Championship**  
**October 2, 2021**



**Section Data for Car 32 - Weir, Christian (R)**

Lap	T/SF to I4	I4 to I6	I6 to SF	Lap	
20	T	35.5312	28.5819	19.0730	83.1861
	S	108.746	87.142	93.052	97.718

Event: Cooper Tires USF2000 GP of Mid-Ohio  
 Track: Mid-Ohio Sports Car Course  
 Report: Section Data Report  
 Session: Race 1

Round 17/18  
 2.258 mile(s)



USF2000 Championship  
 October 2, 2021

Section Data for Car 33 - Green, Josh

Lap	T/SF to I4	I4 to I6	I6 to SF	Lap	
1	T	38.1325	29.7606	25.8102	93.7033
	S	101.327	83.691	68.762	86.750
2	T	66.8998	50.4670	33.2671	150.6339
	S	57.756	49.353	53.349	53.964
3	T	36.3425	28.8587	19.2919	84.4931
	S	106.318	86.306	91.996	96.207
4	T	35.7892	28.3701	19.0219	83.1812
	S	107.962	87.792	93.302	97.724
5	T	35.7498	28.2580	18.8811	82.8889
	S	108.081	88.141	93.997	98.069
6	T	35.8161	28.2643	18.8830	82.9634
	S	107.881	88.121	93.988	97.981
7	T	35.7209	28.1209	18.9227	82.7645
	S	108.168	88.570	93.791	98.216
8	T	35.5805	28.0064	18.8440	82.4309
	S	108.595	88.933	94.182	98.614
9	T	36.0544	28.3287	18.9621	83.3452
	S	107.168	87.921	93.596	97.532
10	T	35.5795	28.0442	19.0011	82.6248
	S	108.598	88.813	93.404	98.382
11	T	35.7377	28.0639	18.9471	82.7487
	S	108.117	88.750	93.670	98.235
12	T	35.7121	28.1287	19.5272	83.3680
	S	108.195	88.546	90.887	97.505
13	T	63.4455	52.6488	34.3585	150.4528
	S	60.901	47.307	51.655	54.029
14	T	74.0010	50.3241	35.3349	159.6600
	S	52.214	49.493	50.227	50.913
15	T	66.5302	49.1566	33.5141	149.2009
	S	58.077	50.668	52.956	54.482
16	T	36.1917	28.7143	19.1867	84.0927
	S	106.761	86.740	92.500	96.665
17	T	35.7701	28.5539	19.0045	83.3285
	S	108.019	87.227	93.387	97.551
18	T	35.7075	28.2907	18.8812	82.8794
	S	108.209	88.039	93.997	98.080
19	T	35.6273	28.2937	18.9593	82.8803
	S	108.452	88.030	93.610	98.079

**Event:** Cooper Tires USF2000 GP of Mid-Ohio

**Round 17/18**

**Track:** Mid-Ohio Sports Car Course

**2.258 mile(s)**

**Report:** Section Data Report

**USF2000 Championship**

**Session:** Race 1

**October 2, 2021**



**Section Data for Car 33 - Green, Josh**

Lap	T/SF to I4	I4 to I6	I6 to SF	Lap	
20	T	35.7052	28.2163	18.9528	82.8743
	S	108.216	88.271	93.642	98.086

Event: Cooper Tires USF2000 GP of Mid-Ohio  
 Track: Mid-Ohio Sports Car Course  
 Report: Section Data Report  
 Session: Race 1

Round 17/18  
 2.258 mile(s)



USF2000 Championship  
 October 2, 2021

Section Data for Car 34 - Christie, Dylan (R)

Lap	T/SF to I4	I4 to I6	I6 to SF	Lap	
1	T	38.5412	30.6183	29.4204	98.5799
	S	100.253	81.346	60.325	82.459
2	T	66.0898	49.1878	32.4422	147.7198
	S	58.464	50.636	54.706	55.029
3	T	36.3408	29.0126	19.3142	84.6676
	S	106.323	85.848	91.890	96.008
4	T	35.9258	28.7666	19.2574	83.9498
	S	107.551	86.582	92.161	96.829
5	T	35.8409	28.5087	19.2031	83.5527
	S	107.806	87.366	92.421	97.289
6	T	36.1487	28.1223	19.0951	83.3661
	S	106.888	88.566	92.944	97.507
7	T	35.5769	28.2444	18.9802	82.8015
	S	108.606	88.183	93.507	98.172
8	T	35.7190	28.2060	18.9915	82.9165
	S	108.174	88.303	93.451	98.036
9	T	35.6729	28.2066	19.0336	82.9131
	S	108.314	88.301	93.244	98.040
10	T	35.6053	27.9730	18.9579	82.5362
	S	108.519	89.039	93.617	98.488
11	T	35.6267	28.0364	18.9172	82.5803
	S	108.454	88.837	93.818	98.435
12	T	35.6640	28.3040	21.3912	85.3592
	S	108.341	87.998	82.967	95.231
13	T	62.4709	54.4833	32.4656	149.4198
	S	61.851	45.715	54.666	54.402
14	T	74.3562	50.1196	35.6134	160.0892
	S	51.964	49.695	49.834	50.777
15	T	66.6546	47.4511	31.4297	145.5354
	S	57.968	52.489	56.468	55.854
16	T	36.5175	28.7499	19.3317	84.5991
	S	105.809	86.633	91.806	96.086
17	T	36.0749	28.4207	19.1700	83.6656
	S	107.107	87.636	92.581	97.158
18	T	35.8327	28.4976	19.0775	83.4078
	S	107.831	87.400	93.030	97.459
19	T	35.6259	28.3102	19.0336	82.9697
	S	108.457	87.978	93.244	97.973



**Event:** Cooper Tires USF2000 GP of Mid-Ohio

**Round 17/18**

**Track:** Mid-Ohio Sports Car Course

**2.258 mile(s)**

**Report:** Section Data Report

**USF2000 Championship**

**Session:** Race 1

**October 2, 2021**



**Section Data for Car 34 - Christie, Dylan (R)**

Lap	T/SF to I4	I4 to I6	I6 to SF	Lap	
20	T	35.7571	28.3455	19.2387	83.3413
	S	108.059	87.869	92.250	97.536

Event: Cooper Tires USF2000 GP of Mid-Ohio

Round 17/18

Track: Mid-Ohio Sports Car Course

2.258 mile(s)

Report: Section Data Report

USF2000 Championship



Session: Race 1

October 2, 2021

Section Data for Car 4 - d'Orlando, Michael

Lap	T/SF to I4	I4 to I6	I6 to SF	Lap	
1	T	37.9149	29.3959	24.2894	91.6002
	S	101.909	84.729	73.068	88.742
2	T	66.7126	51.5295	33.8726	152.1147
	S	57.918	48.335	52.396	53.439
3	T	36.1395	28.3108	19.0123	83.4626
	S	106.915	87.976	93.349	97.395
4	T	35.6333	28.4005	18.8546	82.8884
	S	108.434	87.699	94.129	98.069
5	T	35.4977	28.1884	18.7702	82.4563
	S	108.848	88.358	94.553	98.583
6	T	35.4294	28.1637	18.8562	82.4493
	S	109.058	88.436	94.121	98.591
7	T	35.4540	28.1799	18.7543	82.3882
	S	108.982	88.385	94.633	98.665
8	T	35.4733	27.8803	18.8046	82.1582
	S	108.923	89.335	94.380	98.941
9	T	35.3807	27.9688	18.7737	82.1232
	S	109.208	89.052	94.535	98.983
10	T	35.3607	27.8875	18.8049	82.0531
	S	109.270	89.312	94.378	99.068
11	T	35.4136	27.9424	20.9449	84.3009
	S	109.107	89.136	84.735	96.426
12	T	35.8783	27.9706	19.8586	83.7075
	S	107.694	89.046	89.370	97.110
13	T	65.3655	52.8381	34.6125	152.8161
	S	59.112	47.138	51.275	53.193
14	T	73.8674	50.4587	35.7247	160.0508
	S	52.308	49.361	49.679	50.789
15	T	66.4714	49.5707	33.7738	149.8159
	S	58.128	50.245	52.549	54.259
16	T	36.1088	28.6042	19.1494	83.8624
	S	107.006	87.074	92.680	96.930
17	T	35.9201	28.2997	18.9176	83.1374
	S	107.568	88.011	93.816	97.775
18	T	35.5983	28.0467	18.8067	82.4517
	S	108.541	88.805	94.369	98.589
19	T	35.5252	28.1252	18.8461	82.4965
	S	108.764	88.557	94.172	98.535

**Event:** Cooper Tires USF2000 GP of Mid-Ohio

**Round 17/18**

**Track:** Mid-Ohio Sports Car Course

**2.258 mile(s)**

**Report:** Section Data Report

**USF2000 Championship**

**Session:** Race 1

**October 2, 2021**



**Section Data for Car 4 - d'Orlando, Michael**

Lap	T/SF to I4	I4 to I6	I6 to SF	Lap	
20	T	35.4616	28.1073	18.9144	82.4833
	S	108.959	88.613	93.832	98.551

**Event:** Cooper Tires USF2000 GP of Mid-Ohio  
**Track:** Mid-Ohio Sports Car Course  
**Report:** Section Data Report  
**Session:** Race 1

**Round 17/18**  
**2.258 mile(s)**



**USF2000 Championship**  
**October 2, 2021**

**Section Data for Car 42 - Myers, Michael**

Lap	T/SF to I4	I4 to I6	I6 to SF	Lap	
1	T	38.3336	31.2288	31.7160	101.2784
	S	100.796	79.756	55.958	80.262
2	T	66.3498	49.3226	30.1090	145.7814
	S	58.235	50.498	58.945	55.760
3	T	37.1519	29.2929	19.5677	86.0125
	S	104.002	85.027	90.699	94.507
4	T	36.0280	28.8482	19.3558	84.2320
	S	107.246	86.338	91.692	96.505
5	T	36.1263	28.9795	19.2762	84.3820
	S	106.954	85.946	92.071	96.333
6	T	36.1224	28.5763	19.3070	84.0057
	S	106.966	87.159	91.924	96.765
7	T	35.9772	28.2200	18.9355	83.1327
	S	107.398	88.259	93.727	97.781
8	T	35.8179	28.1193	19.0029	82.9401
	S	107.875	88.576	93.395	98.008
9	T	35.7198	28.0872	18.7793	82.5863
	S	108.171	88.677	94.507	98.428
10	T	35.7126	28.0841	19.0456	82.8423
	S	108.193	88.687	93.185	98.124
11	T	35.8391	28.2813	18.9389	83.0593
	S	107.811	88.068	93.710	97.867
12	T	35.9818	29.8074	22.1655	87.9547
	S	107.384	83.559	80.069	92.420
13	T	59.4685	55.4026	30.4229	145.2940
	S	64.973	44.956	58.337	55.947
14	T	76.0329	48.9412	35.7967	160.7708
	S	50.818	50.891	49.579	50.561
15	T	66.4172	46.4995	29.6431	142.5598
	S	58.176	53.564	59.871	57.020
16	T	36.3222	29.6022	19.6847	85.6091
	S	106.377	84.138	90.160	94.953
17	T	36.5091	29.6397	19.2758	85.4246
	S	105.833	84.032	92.073	95.158
18	T	36.0680	28.6562	19.2350	83.9592
	S	107.127	86.916	92.268	96.818
19	T	35.9977	28.4451	19.0967	83.5395
	S	107.336	87.561	92.936	97.305

**Event:** Cooper Tires USF2000 GP of Mid-Ohio

**Round 17/18**

**Track:** Mid-Ohio Sports Car Course

**2.258 mile(s)**

**Report:** Section Data Report

**USF2000 Championship**

**Session:** Race 1

**October 2, 2021**



**Section Data for Car 42 - Myers, Michael**

Lap	T/SF to I4	I4 to I6	I6 to SF	Lap	
20	T	35.7031	28.8679	19.1732	83.7442
	S	108.222	86.279	92.565	97.067

**Event:** Cooper Tires USF2000 GP of Mid-Ohio  
**Track:** Mid-Ohio Sports Car Course  
**Report:** Section Data Report  
**Session:** Race 1

**Round 17/18**  
**2.258 mile(s)**  
**USF2000 Championship**  
**October 2, 2021**



**Section Data for Car 5 - Kohlbecker, Spike (R)**

Lap	T/SF to I4	I4 to I6	I6 to SF	Lap	
1	T	38.5115	30.5330	29.1716	98.2161
	S	100.330	81.573	60.839	82.764
2	T	66.1190	49.2382	32.5639	147.9211
	S	58.438	50.584	54.501	54.954
3	T	36.1670	29.3309	19.3817	84.8796
	S	106.834	84.917	91.570	95.769
4	T	35.8457	28.7535	19.3445	83.9437
	S	107.792	86.622	91.746	96.836
5	T	35.8632	28.4317	19.2689	83.5638
	S	107.739	87.602	92.106	97.277
6	T	35.8938	28.2177	19.0751	83.1866
	S	107.647	88.267	93.041	97.718
7	T	35.6010	28.2634	19.0500	82.9144
	S	108.532	88.124	93.164	98.038
8	T	35.5097	27.9726	18.9537	82.4360
	S	108.811	89.040	93.637	98.607
9	T	35.6819	28.1905	18.9736	82.8460
	S	108.286	88.352	93.539	98.119
10	T	35.6845	27.9372	18.9340	82.5557
	S	108.278	89.153	93.735	98.464
11	T	35.5148	28.1424	18.9408	82.5980
	S	108.796	88.503	93.701	98.414
12	T	35.8195	28.2344	20.9865	85.0404
	S	107.870	88.214	84.567	95.588
13	T	62.1172	54.2556	32.8353	149.2081
	S	62.203	45.906	54.051	54.480
14	T	74.0778	50.5643	35.5049	160.1470
	S	52.160	49.258	49.987	50.758
15	T	65.9561	48.3602	31.9292	146.2455
	S	58.582	51.503	55.585	55.583
16	T	36.1241	29.1273	19.3913	84.6427
	S	106.961	85.510	91.524	96.037
17	T	35.7815	28.6593	19.1054	83.5462
	S	107.985	86.907	92.894	97.297
18	T	35.8341	28.2933	19.1026	83.2300
	S	107.826	88.031	92.907	97.667
19	T	35.6512	28.3401	19.1150	83.1063
	S	108.380	87.885	92.847	97.812

**Event:** Cooper Tires USF2000 GP of Mid-Ohio

**Round 17/18**

**Track:** Mid-Ohio Sports Car Course

**2.258 mile(s)**

**Report:** Section Data Report

**USF2000 Championship**

**Session:** Race 1

**October 2, 2021**



**Section Data for Car 5 - Kohlbecker, Spike (R)**

Lap	T/SF to I4	I4 to I6	I6 to SF	Lap	
20	T	35.6975	28.4800	19.0850	83.2625
	S	108.239	87.454	92.993	97.629

Event: Cooper Tires USF2000 GP of Mid-Ohio  
 Track: Mid-Ohio Sports Car Course  
 Report: Section Data Report  
 Session: Race 1

Round 17/18  
 2.258 mile(s)



USF2000 Championship  
 October 2, 2021

Section Data for Car 6 - Garg, Bijoy

Lap	T/SF to I4	I4 to I6	I6 to SF	Lap	
1	T	38.6558	31.0486	30.6160	100.3204
	S	99.956	80.219	57.969	81.028
2	T	65.9670	49.0372	31.4287	146.4329
	S	58.573	50.792	56.470	55.512
3	T	36.8164	29.6803	19.4008	85.8975
	S	104.950	83.917	91.479	94.634
4	T	35.9147	28.8041	19.0364	83.7552
	S	107.584	86.470	93.230	97.054
5	T	35.8140	28.2175	19.0203	83.0518
	S	107.887	88.267	93.309	97.876
6	T	35.6648	28.5647	19.1429	83.3724
	S	108.338	87.194	92.712	97.500
7	T	35.7227	28.2006	19.0172	82.9405
	S	108.163	88.320	93.325	98.008
8	T	35.5953	28.3096	19.0788	82.9837
	S	108.550	87.980	93.023	97.957
9	T	35.6642	28.3109	19.0211	82.9962
	S	108.340	87.976	93.305	97.942
10	T	35.7703	28.1314	19.0655	82.9672
	S	108.019	88.537	93.088	97.976
11	T	35.5628	28.1472	19.1863	82.8963
	S	108.649	88.488	92.502	98.060
12	T	35.8504	28.1956	21.5268	85.5728
	S	107.777	88.336	82.445	94.993
13	T	62.2874	54.7372	31.6585	148.6831
	S	62.033	45.503	56.060	54.672
14	T	74.4962	50.2430	35.4620	160.2012
	S	51.867	49.573	50.047	50.741
15	T	66.1929	48.0420	30.2188	144.4537
	S	58.373	51.844	58.731	56.273
16	T	36.6881	29.1331	19.2975	85.1187
	S	105.317	85.493	91.969	95.500
17	T	35.7082	29.0110	19.2451	83.9643
	S	108.207	85.853	92.219	96.813
18	T	35.6812	28.6833	19.1354	83.4999
	S	108.289	86.834	92.748	97.351
19	T	35.9460	29.2189	19.2145	84.3794
	S	107.491	85.242	92.366	96.336



**Event:** Cooper Tires USF2000 GP of Mid-Ohio

**Round 17/18**

**Track:** Mid-Ohio Sports Car Course

**2.258 mile(s)**

**Report:** Section Data Report

**USF2000 Championship**

**Session:** Race 1

**October 2, 2021**



**Section Data for Car 6 - Garg, Bijoy**

Lap	T/SF to I4	I4 to I6	I6 to SF	Lap	
20	T	35.9165	28.7219	18.9562	83.5946
	S	107.579	86.717	93.625	97.241

Event: Cooper Tires USF2000 GP of Mid-Ohio  
 Track: Mid-Ohio Sports Car Course  
 Report: Section Data Report  
 Session: Race 1

Round 17/18  
 2.258 mile(s)



USF2000 Championship  
 October 2, 2021

Section Data for Car 63 - Burke, Trey (R)

Lap	T/SF to I4	I4 to I6	I6 to SF	Lap	
1	T	38.7046	31.9915	32.2403	102.9364
	S	99.830	77.854	55.048	78.969
2	T	67.0081	48.3848	29.0594	144.4523
	S	57.663	51.477	61.074	56.273
3	T	36.5046	29.3731	19.4576	85.3353
	S	105.846	84.795	91.212	95.257
4	T	36.0255	29.0045	19.1990	84.2290
	S	107.254	85.872	92.441	96.508
5	T	36.2758	29.1054	19.1111	84.4923
	S	106.514	85.575	92.866	96.208
6	T	35.7520	28.6086	19.1514	83.5120
	S	108.074	87.061	92.671	97.337
7	T	35.8411	28.2599	18.9999	83.1009
	S	107.805	88.135	93.410	97.818
8	T	35.8090	28.1315	18.9669	82.9074
	S	107.902	88.537	93.572	98.047
9	T	35.7287	28.1338	18.9338	82.7963
	S	108.145	88.530	93.736	98.178
10	T	35.8253	27.9029	18.9530	82.6812
	S	107.853	89.262	93.641	98.315
11	T	35.9217	28.1488	18.9796	83.0501
	S	107.563	88.483	93.509	97.878
12	T	35.9418	28.8104	21.2017	85.9539
	S	107.503	86.451	83.709	94.572
13	T	60.8360	55.0348	30.9258	146.7966
	S	63.513	45.256	57.388	55.375
14	T	75.8544	49.4223	35.9503	161.2270
	S	50.938	50.396	49.367	50.418
15	T	65.8064	47.3200	30.0071	143.1335
	S	58.716	52.635	59.145	56.792
16	T	36.2676	29.2290	19.3778	84.8744
	S	106.538	85.213	91.588	95.774
17	T	35.8683	28.9340	19.5137	84.3160
	S	107.724	86.081	90.950	96.409
18	T	36.2912	28.5076	19.1309	83.9297
	S	106.468	87.369	92.770	96.852
19	T	35.8423	28.6550	19.1229	83.6202
	S	107.802	86.920	92.809	97.211

**Event:** Cooper Tires USF2000 GP of Mid-Ohio

**Round 17/18**

**Track:** Mid-Ohio Sports Car Course

**2.258 mile(s)**

**Report:** Section Data Report

**USF2000 Championship**

**Session:** Race 1

**October 2, 2021**



**Section Data for Car 63 - Burke, Trey (R)**

Lap	T/SF to I4	I4 to I6	I6 to SF	Lap	
20	T	35.7245	29.1660	19.0585	83.9490
	S	108.157	85.397	93.122	96.830

**Event:** Cooper Tires USF2000 GP of Mid-Ohio  
**Track:** Mid-Ohio Sports Car Course  
**Report:** Section Data Report  
**Session:** Race 1

**Round 17/18**  
**2.258 mile(s)**



**USF2000 Championship**  
**October 2, 2021**

**Section Data for Car 8 - Lee, Jackson (R)**

Lap	T/SF to I4	I4 to I6	I6 to SF	Lap	
1	T	38.9095	31.4661	31.9701	102.3457
	S	99.304	79.154	55.514	79.425
2	T	67.0685	48.3072	29.3802	144.7559
	S	57.611	51.559	60.407	56.155
3	T	36.5408	29.5805	19.4196	85.5409
	S	105.741	84.200	91.391	95.028
4	T	36.0373	28.9861	19.3124	84.3358
	S	107.218	85.927	91.898	96.386
5	T	36.4552	28.8223	18.9102	84.1877
	S	105.989	86.415	93.853	96.556
6	T	35.8485	28.8586	20.0543	84.7614
	S	107.783	86.306	88.498	95.902
7	T	36.4389	28.5213	19.0679	84.0281
	S	106.037	87.327	93.076	96.739
8	T	35.8101	28.3540	18.9528	83.1169
	S	107.899	87.842	93.642	97.800
9	T	35.7058	28.1126	19.1345	82.9529
	S	108.214	88.597	92.753	97.993
10	T	36.2097	28.1321	19.1075	83.4493
	S	106.708	88.535	92.884	97.410
11	T	35.8011	28.4363	19.0769	83.3143
	S	107.926	87.588	93.033	97.568
12	T	36.0171	29.1252	27.0241	92.1664
	S	107.279	85.516	65.674	88.197
13	T	53.9964	55.9233	30.5145	140.4342
	S	71.558	44.537	58.162	57.883
14	T	76.1622	48.1463	35.8051	160.1136
	S	50.732	51.732	49.568	50.769
15	T	66.0621	46.5143	29.4829	142.0593
	S	58.488	53.547	60.197	57.221
16	T	36.7001	29.0067	19.9071	85.6139
	S	105.282	85.866	89.153	94.947
17	T	36.2434	28.8334	19.1265	84.2033
	S	106.609	86.382	92.791	96.538
18	T	36.1886	28.7090	19.2769	84.1745
	S	106.770	86.756	92.067	96.571
19	T	36.0920	28.5017	19.0451	83.6388
	S	107.056	87.387	93.188	97.189

**Event:** Cooper Tires USF2000 GP of Mid-Ohio

**Round 17/18**

**Track:** Mid-Ohio Sports Car Course

**2.258 mile(s)**

**Report:** Section Data Report

**USF2000 Championship**

**Session:** Race 1

**October 2, 2021**



**Section Data for Car 8 - Lee, Jackson (R)**

Lap	T/SF to I4	I4 to I6	I6 to SF	Lap	
20	T	36.0204	28.6768	19.1359	83.8331
	S	107.269	86.854	92.746	96.964

**Event:** Cooper Tires USF2000 GP of Mid-Ohio  
**Track:** Mid-Ohio Sports Car Course  
**Report:** Section Data Report  
**Session:** Race 1

**Round 17/18**  
**2.258 mile(s)**



**USF2000 Championship**  
**October 2, 2021**

**Section Data for Car 91 - Frazer, Billy (R)**

Lap	T/SF to I4	I4 to I6	I6 to SF	Lap	
1	T	37.9035	29.8458	27.0288	94.7781
	S	101.939	83.452	65.662	85.767
2	T	66.9321	49.6177	33.0118	149.5616
	S	57.728	50.197	53.762	54.351
3	T	36.5802	28.7422	19.3185	84.6409
	S	105.627	86.656	91.869	96.039
4	T	36.2165	28.2129	19.1543	83.5837
	S	106.688	88.282	92.657	97.253
5	T	35.9187	29.0095	19.1600	84.0882
	S	107.572	85.857	92.629	96.670
6	T	35.9170	28.1951	19.0159	83.1280
	S	107.578	88.337	93.331	97.787
7	T	35.7641	27.9533	19.0200	82.7374
	S	108.037	89.102	93.311	98.248
8	T	35.8107	27.9292	18.9725	82.7124
	S	107.897	89.178	93.544	98.278
9	T	35.6197	27.8730	18.9513	82.4440
	S	108.475	89.358	93.649	98.598
10	T	35.6807	27.9573	18.9962	82.6342
	S	108.290	89.089	93.428	98.371
11	T	35.7623	27.8794	19.0068	82.6485
	S	108.043	89.338	93.376	98.354
12	T	35.8905	27.9570	19.8388	83.6863
	S	107.657	89.090	89.460	97.134
13	T	62.8182	52.9072	33.8171	149.5425
	S	61.509	47.076	52.482	54.358
14	T	73.8385	50.5233	35.2059	159.5677
	S	52.329	49.298	50.411	50.943
15	T	66.4773	48.8605	33.0472	148.3850
	S	58.123	50.975	53.704	54.782
16	T	36.3684	29.2281	19.3314	84.9279
	S	106.242	85.215	91.808	95.714
17	T	35.9541	28.3847	19.1259	83.4647
	S	107.467	87.747	92.794	97.392
18	T	35.8697	28.2678	19.1694	83.3069
	S	107.719	88.110	92.584	97.577
19	T	35.8175	28.1898	19.0451	83.0524
	S	107.876	88.354	93.188	97.876

**Event:** Cooper Tires USF2000 GP of Mid-Ohio

**Round 17/18**

**Track:** Mid-Ohio Sports Car Course

**2.258 mile(s)**

**Report:** Section Data Report

**USF2000 Championship**

**Session:** Race 1

**October 2, 2021**



**Section Data for Car 91 - Frazer, Billy (R)**

Lap	T/SF to I4	I4 to I6	I6 to SF	Lap	
20	T	35.8411	28.2701	19.1046	83.2158
	S	107.805	88.103	92.898	97.683

Event: Cooper Tires USF2000 GP of Mid-Ohio  
 Track: Mid-Ohio Sports Car Course  
 Report: Section Data Report  
 Session: Race 1

Round 17/18  
 2.258 mile(s)



USF2000 Championship  
 October 2, 2021

Section Data for Car 99 - Rowe, Myles (R)

Lap	T/SF to I4	I4 to I6	I6 to SF	Lap	
1	T	38.1967	29.9074	26.7167	94.8208
	S	101.157	83.280	66.429	85.728
2	T	67.0853	49.7129	33.1828	149.9810
	S	57.596	50.101	53.485	54.199
3	T	36.7393	29.0906	19.3576	85.1875
	S	105.170	85.618	91.684	95.422
4	T	36.0964	28.3979	19.1033	83.5976
	S	107.043	87.707	92.904	97.237
5	T	35.6557	28.4409	18.8975	82.9941
	S	108.366	87.574	93.916	97.944
6	T	35.9119	28.0872	18.9597	82.9588
	S	107.593	88.677	93.608	97.986
7	T	35.6853	27.8821	18.7911	82.3585
	S	108.276	89.329	94.448	98.700
8	T	35.5660	27.8220	18.8031	82.1911
	S	108.639	89.522	94.387	98.901
9	T	35.3808	27.9272	19.0173	82.3253
	S	109.208	89.185	93.324	98.740
10	T	35.7582	27.9357	18.9470	82.6409
	S	108.055	89.158	93.670	98.363
11	T	35.7155	28.0876	19.0946	82.8977
	S	108.185	88.675	92.946	98.058
12	T	35.8543	27.9624	19.9382	83.7549
	S	107.766	89.073	89.014	97.055
13	T	62.9347	52.7798	34.2300	149.9445
	S	61.395	47.190	51.848	54.212
14	T	73.9501	50.4281	35.2857	159.6639
	S	52.250	49.391	50.297	50.912
15	T	66.3948	49.1663	33.3973	148.9584
	S	58.195	50.658	53.141	54.571
16	T	36.1070	28.6885	19.2140	84.0095
	S	107.011	86.818	92.369	96.760
17	T	35.7350	28.5051	19.1807	83.4208
	S	108.125	87.377	92.529	97.443
18	T	35.7005	28.2382	19.0028	82.9415
	S	108.230	88.203	93.395	98.006
19	T	35.7758	28.1652	19.0347	82.9757
	S	108.002	88.431	93.239	97.966



**Event:** Cooper Tires USF2000 GP of Mid-Ohio

**Round 17/18**

**Track:** Mid-Ohio Sports Car Course

**2.258 mile(s)**

**Report:** Section Data Report

**USF2000 Championship**

**Session:** Race 1

**October 2, 2021**



**Section Data for Car 99 - Rowe, Myles (R)**

Lap	T/SF to I4	I4 to I6	I6 to SF	Lap	
20	T	35.6851	28.1835	19.1536	83.0222
	S	108.277	88.374	92.660	97.911

Event: Cooper Tires USF2000 GP of Mid-Ohio

Round 17/18

Track: Mid-Ohio Sports Car Course

2.258 mile(s)



Report: Section Data Report

USF2000 Championship






Session: Race 1

October 2, 2021

Section Data for Car

Report Support Information

Section Legend	
Name	Length
SF to I4	1.073295 miles
I4 to I6	0.691856 miles
I6 to SF	0.492992 miles
Lap	2.258000 miles
SFP to SFP	2.258002 miles
SFP to I4	1.073295 miles
I6 to SFP	0.492992 miles

Color Legend	
	Fastest Lap
	Section Under Caution
	Section Under Green
	Section Time Data
	Section Speed Data

