

Event: Andersen Companies USF2000 GP at NJMP
Track: New Jersey Motorsports Park
Report: Section Data Report
Session: Race 1

Round 13/14/15
2.14 mile(s)
USF2000 Championship
October 10, 2020



Section Data for Car 1 - Campbell, Prescott (R)

Lap	T/SF to I1	I1 to I2	I2 to I3	I3 to SF	Lap	
1	T	24.5567	18.7685	26.2997	13.7666	83.3915
	S	89.070	94.016	83.219	113.615	92.384
2	T	22.1161	18.3449	25.9663	13.7309	80.1582
	S	98.900	96.187	84.288	113.910	96.110
3	T	22.2653	18.3854	25.9197	13.6949	80.2653
	S	98.237	95.975	84.439	114.210	95.982
4	T	21.2550	18.2311	25.9154	13.7194	79.1209
	S	102.906	96.788	84.453	114.006	97.370
5	T	21.3487	18.2648	25.8037	13.7163	79.1335
	S	102.455	96.609	84.819	114.032	97.354
6	T	21.1281	18.2435	25.8928	13.7334	78.9978
	S	103.524	96.722	84.527	113.890	97.522
7	T	21.0881	18.2128	25.9889	13.7186	79.0084
	S	103.721	96.885	84.214	114.012	97.509
8	T	21.6028	18.4040	26.2787	13.6292	79.9147
	S	101.250	95.878	83.286	114.760	96.403
9	T	21.4545	18.2400	26.0431	13.7176	79.4552
	S	101.949	96.740	84.039	114.021	96.960
10	T	21.2432	18.2035	26.1156	13.7397	79.3020
	S	102.963	96.934	83.806	113.837	97.148
11	T	21.0348	18.2949	25.9259	13.7736	79.0292
	S	103.984	96.450	84.419	113.557	97.483
12	T	21.2433	18.3253	25.9433	13.7458	79.2577
	S	102.963	96.290	84.362	113.787	97.202
13	T	21.7778	18.4411	26.1679	13.7349	80.1217
	S	100.436	95.685	83.638	113.877	96.154
14	T	21.1936	18.3570	26.1893	13.7501	79.4900
	S	103.204	96.124	83.570	113.751	96.918
15	T	21.3181	18.3098	26.0004	13.7591	79.3874
	S	102.602	96.372	84.177	113.677	97.043
16	T	21.3292	18.3070	26.0796	13.7521	79.4679
	S	102.548	96.386	83.921	113.735	96.945
17	T	21.3471	18.4544	26.2208	13.7520	79.7743
	S	102.462	95.617	83.469	113.736	96.572
18	T	21.3700	18.3619	26.2077	13.7771	79.7167
	S	102.352	96.098	83.511	113.528	96.642
19	T	21.3370	18.2973	26.1891	13.7974	79.6208
	S	102.511	96.437	83.571	113.361	96.759

Event: Andersen Companies USF2000 GP at NJMP

Round 13/14/15

Track: New Jersey Motorsports Park

2.14 mile(s)

Report: Section Data Report

USF2000 Championship

Session: Race 1

October 10, 2020



Section Data for Car 1 - Campbell, Prescott (R)

Lap	T/SF to I1	I1 to I2	I2 to I3	I3 to SF	Lap	
20	T	22.1421	18.9605	27.3500	13.7892	82.2418
	S	98.783	93.064	80.023	113.429	93.675
21	T	25.0312	19.8580			
	S	87.382	88.858			

Event: Andersen Companies USF2000 GP at NJMP

Round 13/14/15

Track: New Jersey Motorsports Park

2.14 mile(s)

Report: Section Data Report

USF2000 Championship

Session: Race 1

October 10, 2020



Section Data for Car 10 - Shields, Cameron

Lap	T/SF to I1	I1 to I2	I2 to I3	I3 to SF	Lap	
1	T	25.2121	18.6846	26.8017	13.6651	84.3635
	S	86.755	94.438	81.660	114.459	91.319
2	T	21.8079	18.4388	26.2093	13.6558	80.1118
	S	100.297	95.697	83.506	114.537	96.166
3	T	21.6001	18.4149	26.1882	13.6615	79.8647
	S	101.262	95.822	83.573	114.489	96.463
4	T	21.3072	18.1776	25.8864	13.6641	79.0353
	S	102.654	97.073	84.548	114.467	97.475
5	T	21.2523	18.2332	26.1693	13.6426	79.2974
	S	102.919	96.777	83.634	114.648	97.153
6	T	21.1922	18.1218	26.1304	13.6517	79.0961
	S	103.211	97.371	83.758	114.571	97.401
7	T	21.2334	18.1848	26.0859	13.6735	79.1776
	S	103.011	97.034	83.901	114.388	97.300
8	T	21.3229	18.2094	26.2770	13.6109	79.4202
	S	102.579	96.903	83.291	114.915	97.003
9	T	22.3331	18.6628	26.3245	13.5756	80.8960
	S	97.939	94.549	83.141	115.213	95.233
10	T	21.5092	18.2756	26.2791	13.6032	79.6671
	S	101.690	96.552	83.284	114.980	96.702
11	T	21.3674	18.1863	26.0074	13.7182	79.2793
	S	102.365	97.026	84.154	114.016	97.175
12	T	21.1352	18.0877	25.8835	13.6622	78.7686
	S	103.490	97.555	84.557	114.483	97.805
13	T	21.0743	18.4485	26.1924	13.6401	79.3553
	S	103.789	95.647	83.560	114.669	97.082
14	T	21.1544	18.2825	26.2392	13.6692	79.3453
	S	103.396	96.516	83.411	114.424	97.095
15	T	21.1875	18.2591	26.2334	13.6843	79.3643
	S	103.234	96.639	83.429	114.298	97.071
16	T	21.1263	18.4930	26.0191	13.6583	79.2967
	S	103.533	95.417	84.117	114.516	97.154
17	T	21.3620	18.3107	26.1365	13.6543	79.4635
	S	102.391	96.367	83.739	114.549	96.950
18	T	21.3201	18.3160	26.2491	13.6353	79.5205
	S	102.592	96.339	83.379	114.709	96.881
19	T	21.4383	18.2771	26.2909	13.6676	79.6739
	S	102.026	96.544	83.247	114.438	96.694

Event: Andersen Companies USF2000 GP at NJMP

Round 13/14/15

Track: New Jersey Motorsports Park

2.14 mile(s)

Report: Section Data Report

USF2000 Championship

Session: Race 1

October 10, 2020



Section Data for Car 10 - Shields, Cameron

Lap	T/SF to I1	I1 to I2	I2 to I3	I3 to SF	Lap	
20	T	21.9500	18.8516	27.6417	13.6367	82.0800
	S	99.648	93.602	79.179	114.697	93.860
21	T	27.1173	20.8157			
	S	80.660	84.770			

Event: Andersen Companies USF2000 GP at NJMP
Track: New Jersey Motorsports Park
Report: Section Data Report
Session: Race 1

Round 13/14/15
2.14 mile(s)
USF2000 Championship
October 10, 2020



Section Data for Car 11 - Christodoulou, Nico (R)

Lap	T/SF to I1	I1 to I2	I2 to I3	I3 to SF	Lap	
1	T	26.0486	19.5854	27.1472	13.6470	86.4282
	S	83.969	90.095	80.621	114.611	89.138
2	T	22.0641	18.7337	26.3995	13.6157	80.8130
	S	99.133	94.191	82.904	114.874	95.331
3	T	21.4200	18.5179	26.2526	13.6193	79.8098
	S	102.114	95.289	83.368	114.844	96.529
4	T	21.5777	18.7025	27.1929	13.7292	81.2023
	S	101.367	94.348	80.486	113.924	94.874
5	T	21.4656	18.4308	26.3067	13.6903	79.8934
	S	101.897	95.739	83.197	114.248	96.428
6	T	21.4985	18.3994	26.1980	13.6711	79.7670
	S	101.741	95.902	83.542	114.409	96.581
7	T	21.5849	18.3937	26.3982	13.7950	80.1718
	S	101.333	95.932	82.909	113.381	96.094
8	T	21.4437	18.4581	26.3143	13.7010	79.9171
	S	102.001	95.597	83.173	114.159	96.400
9	T	21.4398	18.5298	26.1476	13.7165	79.8337
	S	102.019	95.227	83.703	114.030	96.501
10	T	21.5855	18.4655	26.2934	13.7189	80.0633
	S	101.331	95.559	83.239	114.010	96.224
11	T	21.5011	18.3979	26.3338	13.7016	79.9344
	S	101.728	95.910	83.111	114.154	96.379
12	T	21.3643	18.4297	26.3457	13.7220	79.8617
	S	102.380	95.745	83.074	113.984	96.467
13	T	21.5308	18.5031	26.3014	13.6841	80.0194
	S	101.588	95.365	83.214	114.300	96.277
14	T	21.6895	18.4226	26.7226	13.5881	80.4228
	S	100.845	95.782	81.902	115.107	95.794
15	T	22.4746	19.2189	26.7237	13.6589	82.0761
	S	97.322	91.813	81.899	114.511	93.864
16	T	21.7735	18.7290	26.5897	13.8213	80.9135
	S	100.456	94.215	82.311	113.165	95.213
17	T	21.8256	18.6572	26.4321	13.7748	80.6897
	S	100.216	94.577	82.802	113.547	95.477
18	T	21.8849	18.5340	26.6861	13.7705	80.8755
	S	99.944	95.206	82.014	113.583	95.258
19	T	21.7923	18.5739	27.1026	13.8017	81.2705
	S	100.369	95.001	80.754	113.326	94.795

Event: Andersen Companies USF2000 GP at NJMP

Round 13/14/15

Track: New Jersey Motorsports Park

2.14 mile(s)

Report: Section Data Report

USF2000 Championship

Session: Race 1

October 10, 2020



Section Data for Car 11 - Christodoulou, Nico (R)

Lap	T/SF to I1	I1 to I2	I2 to I3	I3 to SF	Lap	
20	T	21.7120	18.5997	26.5759	13.8055	80.6931
	S	100.740	94.870	82.354	113.295	95.473
21	T	22.7826				
	S	96.006				

Event: Andersen Companies USF2000 GP at NJMP
Track: New Jersey Motorsports Park
Report: Section Data Report
Session: Race 1

Round 13/14/15
2.14 mile(s)

USF2000 Championship
October 10, 2020



Section Data for Car 16 - Pierson, Josh (R)

Lap	T/SF to I1	I1 to I2	I2 to I3	I3 to SF	Lap	
1	T	25.9713	19.4656	26.9698	13.5953	86.0020
	S	84.219	90.649	81.151	115.046	89.579
2	T	21.8860	18.5606	26.4366	13.6279	80.5111
	S	99.939	95.069	82.788	114.771	95.689
3	T	21.5074	18.5361	26.3489	13.5983	79.9907
	S	101.699	95.195	83.064	115.021	96.311
4	T	22.1109	18.4382	26.6416	13.6257	80.8164
	S	98.923	95.701	82.151	114.790	95.327
5	T	21.3133	18.4763	26.1216	13.6199	79.5311
	S	102.625	95.503	83.786	114.839	96.868
6	T	21.2733	18.3160	26.1332	13.6551	79.3776
	S	102.818	96.339	83.749	114.543	97.055
7	T	21.3256	18.3108	26.0998	13.5756	79.3118
	S	102.566	96.366	83.856	115.213	97.136
8	T	22.1953	18.4667	26.2697	13.6503	80.5820
	S	98.547	95.553	83.314	114.583	95.604
9	T	21.3210	18.5597	26.4467	13.6569	79.9843
	S	102.588	95.074	82.757	114.528	96.319
10	T	21.9715	18.4431	26.2926	13.6815	80.3887
	S	99.550	95.675	83.242	114.322	95.834
11	T	21.3387	18.5018	26.2325	13.6771	79.7501
	S	102.503	95.372	83.432	114.358	96.602
12	T	21.6178	18.5171	26.3871	13.6523	80.1743
	S	101.179	95.293	82.943	114.566	96.091
13	T	21.3595	18.4193	26.5032	13.6953	79.9773
	S	102.403	95.799	82.580	114.206	96.327
14	T	21.5550	19.4574	27.2636	13.6609	81.9369
	S	101.474	90.688	80.277	114.494	94.024
15	T	22.9942	19.2398	26.7245	13.6781	82.6366
	S	95.123	91.713	81.896	114.350	93.227
16	T	22.2602	18.7576	26.7868	13.5871	81.3917
	S	98.259	94.071	81.706	115.116	94.653
17	T	21.8868	18.5885	26.5102	13.7501	80.7356
	S	99.936	94.927	82.558	113.751	95.423
18	T	21.5909	18.5755	26.5057	13.6621	80.3342
	S	101.305	94.993	82.572	114.484	95.899
19	T	21.7897	18.6001	27.1498	13.6926	81.2322
	S	100.381	94.868	80.613	114.229	94.839

Event: Andersen Companies USF2000 GP at NJMP

Round 13/14/15

Track: New Jersey Motorsports Park

2.14 mile(s)

Report: Section Data Report

USF2000 Championship

Session: Race 1

October 10, 2020



Section Data for Car 16 - Pierson, Josh (R)

Lap	T/SF to I1	I1 to I2	I2 to I3	I3 to SF	Lap	
20	T	21.8129	18.6085	26.4905	13.6398	80.5517
	S	100.274	94.825	82.620	114.671	95.640
21	T	22.9889				
	S	95.145				

Event: Andersen Companies USF2000 GP at NJMP
Track: New Jersey Motorsports Park
Report: Section Data Report
Session: Race 1

Round 13/14/15
2.14 mile(s)
USF2000 Championship
October 10, 2020



Section Data for Car 2 - Green, Josh (R)

Lap	T/SF to I1	I1 to I2	I2 to I3	I3 to SF	Lap	
1	T	25.4050	19.0140	26.9605	13.5865	84.9660
	S	86.096	92.802	81.179	115.121	90.672
2	T	21.5560	18.6478	26.2190	13.6603	80.0831
	S	101.469	94.625	83.475	114.499	96.200
3	T	21.6585	18.4505	26.2402	13.6043	79.9535
	S	100.989	95.637	83.408	114.970	96.356
4	T	22.5697	18.3077	25.8887	13.6509	80.4170
	S	96.912	96.383	84.540	114.578	95.801
5	T	21.3700	18.2897	25.8850	13.6215	79.1662
	S	102.352	96.478	84.552	114.825	97.314
6	T	21.2315	18.2406	25.9282	13.6298	79.0301
	S	103.020	96.737	84.411	114.755	97.482
7	T	21.0646	18.2633	25.9430	13.6386	78.9095
	S	103.836	96.617	84.363	114.681	97.631
8	T	21.1431	18.2689	26.1916	13.6820	79.2856
	S	103.451	96.587	83.563	114.317	97.168
9	T	21.3646	18.6100	26.9571	13.6360	80.5677
	S	102.378	94.817	81.190	114.703	95.621
10	T	21.3915	18.4572	26.2630	13.6685	79.7802
	S	102.250	95.602	83.335	114.430	96.565
11	T	21.5079	18.4849	26.3735	13.6315	79.9978
	S	101.696	95.459	82.986	114.741	96.303
12	T	21.7825	18.5863	26.5489	13.5729	80.4906
	S	100.414	94.938	82.438	115.236	95.713
13	T	22.1087	18.5622	26.5816	13.5942	80.8467
	S	98.933	95.061	82.337	115.056	95.291
14	T	23.5073	19.9172	27.0674	13.8157	84.3076
	S	93.047	88.594	80.859	113.211	91.380
15	T	22.7423	21.1481	27.9162		100.9312
	S	96.176	83.438	78.400		76.329
16	T		18.5229	26.3618	13.8357	170.6357
	S		95.263	83.023	113.047	45.149
17	T	21.4083	18.3648	26.1371	13.8763	79.7865
	S	102.169	96.083	83.737	112.717	96.558
18	T	21.2521	18.2749	26.1912	13.7865	79.5047
	S	102.920	96.556	83.564	113.451	96.900
19	T	21.2275	18.3536	26.2725	13.8007	79.6543
	S	103.040	96.142	83.305	113.334	96.718

Event: Andersen Companies USF2000 GP at NJMP
Track: New Jersey Motorsports Park
Report: Section Data Report
Session: Race 1

Round 13/14/15
2.14 mile(s)

USF2000 Championship
October 10, 2020



Section Data for Car 21 - Sundaramoorthy, Yuven

Lap	T/SF to I1	I1 to I2	I2 to I3	I3 to SF	Lap	
1	T	25.1569	18.7831	26.7930	13.5723	84.3053
	S	86.945	93.943	81.687	115.241	91.382
2	T	21.9199	18.4403	26.2108	13.5781	80.1491
	S	99.785	95.690	83.501	115.192	96.121
3	T	21.6931	18.4010	26.1304	13.5891	79.8136
	S	100.828	95.894	83.758	115.099	96.525
4	T	21.3543	18.3265	25.8825	13.6114	79.1747
	S	102.428	96.284	84.560	114.910	97.304
5	T	21.2748	18.2973	26.1117	13.6153	79.2991
	S	102.810	96.437	83.818	114.877	97.151
6	T	21.2212	18.2167	25.9608	13.6204	79.0191
	S	103.070	96.864	84.305	114.834	97.495
7	T	21.3232	18.2810	26.0120	13.5798	79.1960
	S	102.577	96.523	84.139	115.178	97.278
8	T	21.3471	18.4058	26.1657	13.6228	79.5414
	S	102.462	95.869	83.645	114.814	96.855
9	T	22.1807	18.6110	26.5276	13.6214	80.9407
	S	98.612	94.812	82.504	114.826	95.181
10	T	21.3973	18.4669	26.2630	13.6980	79.8252
	S	102.222	95.552	83.335	114.184	96.511
11	T	21.7272	18.5307	26.4728	13.7208	80.4515
	S	100.670	95.223	82.675	113.994	95.760
12	T	21.5776	18.3722	26.0885	13.7340	79.7723
	S	101.368	96.044	83.893	113.885	96.575
13	T	21.2677	18.1907	26.2366	13.7024	79.3974
	S	102.845	97.003	83.419	114.147	97.031
14	T	21.2616	18.2679	26.0086	13.7482	79.2863
	S	102.874	96.593	84.150	113.767	97.167
15	T	21.1930	18.3412	26.0984	13.7458	79.3784
	S	103.207	96.207	83.861	113.787	97.054
16	T	21.2063	18.2919	26.1176	13.7524	79.3682
	S	103.143	96.466	83.799	113.732	97.067
17	T	21.3373	18.4540	26.1761	13.7257	79.6931
	S	102.509	95.619	83.612	113.953	96.671
18	T			26.6321	13.7246	91.0819
	S			82.180	113.963	84.583
19	T	21.5272	18.6374	26.4921	13.8047	80.4614
	S	101.605	94.678	82.615	113.301	95.748

Event: Andersen Companies USF2000 GP at NJMP
Track: New Jersey Motorsports Park
Report: Section Data Report
Session: Race 1

Round 13/14/15
2.14 mile(s)
USF2000 Championship
October 10, 2020



Section Data for Car 21 - Sundaramoorthy, Yuven

Lap	T/SF to I1	I1 to I2	I2 to I3	I3 to SF	Lap	
20	T	21.7450	18.5289	26.5521	13.8213	80.6473
	S	100.587	95.232	82.428	113.165	95.527
21	T	23.2912	21.0679			
	S	93.910	83.755			

Event: Andersen Companies USF2000 GP at NJMP
Track: New Jersey Motorsports Park
Report: Section Data Report
Session: Race 1

Round 13/14/15
2.14 mile(s)
USF2000 Championship
October 10, 2020



Section Data for Car 22 - Barrichello, Eduardo

Lap	T/SF to I1	I1 to I2	I2 to I3	I3 to SF	Lap	
1	T	23.6534	18.3377	25.8492	13.6764	81.5167
	S	92.472	96.225	84.669	114.364	94.508
2	T	21.1410	18.0883	25.7720	13.6713	78.6726
	S	103.461	97.552	84.923	114.407	97.925
3	T	21.0005	18.1334	25.6605	13.6923	78.4867
	S	104.153	97.309	85.292	114.231	98.157
4	T	20.9833	18.0181	25.5802	13.6858	78.2674
	S	104.239	97.932	85.560	114.286	98.432
5	T	21.0727	18.0243	25.8621	13.6980	78.6571
	S	103.797	97.898	84.627	114.184	97.944
6	T	21.0954	18.0378	25.7884	13.7262	78.6478
	S	103.685	97.825	84.869	113.949	97.956
7	T	21.0827	18.0375	25.7151	13.6841	78.5194
	S	103.747	97.826	85.111	114.300	98.116
8	T	21.0899	18.0842	25.8692	13.6802	78.7235
	S	103.712	97.574	84.604	114.332	97.862
9	T	21.0571	18.1114	25.8328	13.7061	78.7074
	S	103.873	97.427	84.723	114.116	97.882
10	T	21.1253	18.1405	25.9119	13.7066	78.8843
	S	103.538	97.271	84.465	114.112	97.662
11	T	21.0509	18.1034	25.8929	13.7038	78.7510
	S	103.904	97.470	84.527	114.136	97.827
12	T	21.1723	18.0902	25.9587	13.7144	78.9356
	S	103.308	97.542	84.312	114.047	97.599
13	T	21.2388	18.1824	26.0199	13.7437	79.1848
	S	102.985	97.047	84.114	113.804	97.291
14	T	21.2266	18.1817	26.1137	13.7213	79.2433
	S	103.044	97.051	83.812	113.990	97.220
15	T	21.2280	18.2141	26.0827	13.7078	79.2326
	S	103.037	96.878	83.911	114.102	97.233
16	T	21.3298	18.2939	26.0960	13.7102	79.4299
	S	102.545	96.455	83.869	114.082	96.991
17	T	21.3003	18.2998	26.1504	13.7352	79.4857
	S	102.687	96.424	83.694	113.875	96.923
18	T	21.3055	18.2595	26.2664	13.7719	79.6033
	S	102.662	96.637	83.325	113.571	96.780
19	T	21.3024	18.2816	26.3170	13.7271	79.6281
	S	102.677	96.520	83.164	113.942	96.750

Event: Andersen Companies USF2000 GP at NJMP

Round 13/14/15

Track: New Jersey Motorsports Park

2.14 mile(s)

Report: Section Data Report

USF2000 Championship

Session: Race 1

October 10, 2020



Section Data for Car 22 - Barrichello, Eduardo

Lap	T/SF to I1	I1 to I2	I2 to I3	I3 to SF	Lap	
20	T	21.4563	18.4278	26.6025	14.0268	80.5134
	S	101.941	95.755	82.272	111.507	95.686
21	T	27.0862	27.4611			
	S	80.752	64.256			

Event: Andersen Companies USF2000 GP at NJMP
 Track: New Jersey Motorsports Park
 Report: Section Data Report
 Session: Race 1

Round 13/14/15
 2.14 mile(s)



USF2000 Championship
 October 10, 2020

Section Data for Car 23 - Round-Garrido, Matt

Lap	T/SF to I1	I1 to I2	I2 to I3	I3 to SF	Lap	
1	T	25.1243	19.0105	26.5983	13.6110	84.3441
	S	87.058	92.820	82.285	114.914	91.340
2	T	21.9087	18.5830	26.1371	13.6794	80.3082
	S	99.836	94.955	83.737	114.339	95.930
3	T	21.4669	18.5476	26.1324	13.6846	79.8315
	S	101.890	95.136	83.752	114.296	96.503
4	T	21.3410	18.3778	25.9772	13.6949	79.3909
	S	102.492	96.015	84.252	114.210	97.039
5	T	21.2612	18.3238	26.1006	13.6940	79.3796
	S	102.876	96.298	83.854	114.217	97.053
6	T	21.3831	18.3454	25.9113	13.7152	79.3550
	S	102.290	96.185	84.466	114.041	97.083
7	T	21.2217	18.3176	26.0056	13.7022	79.2471
	S	103.068	96.331	84.160	114.149	97.215
8	T	21.3406	18.3560	26.0682	13.7507	79.5155
	S	102.493	96.129	83.958	113.746	96.887
9	T	21.6114	19.1692	26.4897	13.7299	81.0002
	S	101.209	92.051	82.622	113.919	95.111
10	T	21.3026	18.4144	26.2792	13.7074	79.7036
	S	102.676	95.824	83.284	114.106	96.658
11	T	21.5923	18.4456	26.3551	13.7155	80.1085
	S	101.299	95.662	83.044	114.038	96.170
12	T	21.8686	18.5644	26.5208	13.6849	80.6387
	S	100.019	95.050	82.525	114.293	95.537
13	T	21.9080	18.5525	26.7123	13.6539	80.8267
	S	99.839	95.111	81.934	114.553	95.315
14	T	22.5536	18.6347	26.4490	13.7894	81.4267
	S	96.981	94.691	82.749	113.427	94.613
15	T	21.3602	18.3462	26.2511	13.7843	79.7418
	S	102.399	96.180	83.373	113.469	96.612
16	T	21.3856	18.3038	26.2549	13.8025	79.7468
	S	102.278	96.403	83.361	113.319	96.606
17	T	21.3890	18.3890	26.2558	13.8338	79.8676
	S	102.262	95.957	83.358	113.063	96.460
18	T	21.5578	18.4086	26.2671	13.8498	80.0833
	S	101.461	95.854	83.322	112.932	96.200
19	T	21.4271	18.3834	26.4969	13.8272	80.1346
	S	102.080	95.986	82.600	113.117	96.138

Event: Andersen Companies USF2000 GP at NJMP

Round 13/14/15

Track: New Jersey Motorsports Park

2.14 mile(s)

Report: Section Data Report

USF2000 Championship

Session: Race 1

October 10, 2020



Section Data for Car 23 - Round-Garrido, Matt

Lap	T/SF to I1	I1 to I2	I2 to I3	I3 to SF	Lap	
20	T	21.6721	18.4631	26.3903	13.8517	80.3772
	S	100.926	95.571	82.933	112.917	95.848
21	T	26.6974	22.1134			
	S	81.928	79.795			

Event: Andersen Companies USF2000 GP at NJMP
Track: New Jersey Motorsports Park
Report: Section Data Report
Session: Race 1

Round 13/14/15
2.14 mile(s)



USF2000 Championship
October 10, 2020

Section Data for Car 3 - Gold, Reece

Lap	T/SF to I1	I1 to I2	I2 to I3	I3 to SF	Lap	
1	T	24.0681	18.5484	26.2085	13.7309	82.5559
	S	90.878	95.132	83.509	113.910	93.319
2	T	21.1439	18.1731	25.8147	13.7875	78.9192
	S	103.447	97.097	84.783	113.443	97.619
3	T	21.0154	18.2620	25.7795	13.7417	78.7986
	S	104.080	96.624	84.898	113.821	97.768
4	T	21.2522	18.2210	26.1585	13.8233	79.4550
	S	102.920	96.841	83.668	113.149	96.961
5	T	21.8407	18.3229	26.1058	13.8085	80.0779
	S	100.147	96.303	83.837	113.270	96.206
6	T	21.1462	18.2236	26.4172	13.7908	79.5778
	S	103.436	96.827	82.849	113.416	96.811
7	T	21.5538	18.2882	26.2192	13.8306	79.8918
	S	101.480	96.485	83.475	113.089	96.430
8	T	22.2272	18.4648	26.3364	13.8441	80.8725
	S	98.405	95.563	83.103	112.979	95.261
9	T	22.6244	18.4401	26.3289	13.7853	81.1787
	S	96.678	95.691	83.127	113.461	94.902
10	T	21.2877	18.3793	26.2759	13.8318	79.7747
	S	102.748	96.007	83.294	113.079	96.572
11	T	22.1571	18.4180	26.6429	13.8303	81.0483
	S	98.717	95.805	82.147	113.092	95.054
12	T	22.0848	18.5053	26.5694	13.7823	80.9418
	S	99.040	95.354	82.374	113.485	95.179
13	T	22.1422	18.5264	26.7498	13.7860	81.2044
	S	98.783	95.245	81.819	113.455	94.872
14	T	24.4627	19.4936	27.3334	13.8796	85.1693
	S	89.413	90.519	80.072	112.690	90.455
15	T	22.4383	19.1635	26.8131	13.8608	82.2757
	S	97.479	92.078	81.626	112.843	93.636
16	T	22.2636	18.5923	27.0345	13.8044	81.6948
	S	98.244	94.907	80.957	113.304	94.302
17	T	22.3434	18.5949	26.8223	13.8291	81.5897
	S	97.893	94.894	81.598	113.101	94.424
18	T	22.3665	18.6426	26.7504	13.8205	81.5800
	S	97.792	94.651	81.817	113.172	94.435
19	T	21.5348	18.6091	27.2507	13.8307	81.2253
	S	101.569	94.822	80.315	113.088	94.847

Event: Andersen Companies USF2000 GP at NJMP

Round 13/14/15

Track: New Jersey Motorsports Park

2.14 mile(s)

Report: Section Data Report

USF2000 Championship

Session: Race 1

October 10, 2020



Section Data for Car 3 - Gold, Reece

Lap	T/SF to I1	I1 to I2	I2 to I3	I3 to SF	Lap	
20	T	22.9231	19.1929	27.0520	14.1613	83.3293
	S	95.418	91.937	80.905	110.448	92.452
21	T	25.7951				
	S	84.794				

Event: Andersen Companies USF2000 GP at NJMP
Track: New Jersey Motorsports Park
Report: Section Data Report
Session: Race 1

Round 13/14/15
2.14 mile(s)

USF2000 Championship
October 10, 2020



Section Data for Car 4 - d'Orlando, Michael

Lap	T/SF to I1	I1 to I2	I2 to I3	I3 to SF	Lap	
1	T	24.6722	18.6125	26.4154	13.6234	83.3235
	S	88.653	94.804	82.855	114.809	92.459
2	T	22.2904	18.3060	25.8854	13.5631	80.0449
	S	98.126	96.392	84.551	115.320	96.246
3	T	21.8485	18.2087	25.6954	13.7619	79.5145
	S	100.111	96.907	85.176	113.654	96.888
4	T	20.9953	18.0944	25.6751	13.7440	78.5088
	S	104.179	97.519	85.244	113.802	98.129
5	T	21.0265	18.1034	25.6604	13.6956	78.4859
	S	104.025	97.470	85.292	114.204	98.158
6	T	21.0259	18.1288	26.2544	13.6832	79.0923
	S	104.028	97.334	83.363	114.307	97.405
7	T	22.0087	18.1840	26.0977	13.6349	79.9253
	S	99.382	97.038	83.863	114.712	96.390
8	T	21.4590	18.1866	25.7503	13.7567	79.1526
	S	101.928	97.024	84.995	113.697	97.331
9	T	20.9841	18.2098	25.6628	13.7344	78.5911
	S	104.235	96.901	85.284	113.881	98.026
10	T	21.0921	18.1312	25.7510	13.7487	78.7230
	S	103.701	97.321	84.992	113.763	97.862
11	T	20.9245	18.1393	25.7422	13.7413	78.5473
	S	104.532	97.277	85.021	113.824	98.081
12	T	20.9883	18.1760	25.7212	13.7201	78.6056
	S	104.214	97.081	85.091	114.000	98.008
13	T	20.9546	18.2591	25.7485	13.7358	78.6980
	S	104.382	96.639	85.001	113.870	97.893
14	T	20.9869	18.1082	25.9417	13.6885	78.7253
	S	104.221	97.445	84.367	114.263	97.859
15	T	21.0616	18.2260	25.8483	13.6821	78.8180
	S	103.851	96.815	84.672	114.317	97.744
16	T	20.9986	18.2176	26.0328	13.6727	78.9217
	S	104.163	96.859	84.072	114.395	97.616
17	T	21.1625	18.2364	25.9057	13.6449	78.9495
	S	103.356	96.760	84.485	114.628	97.581
18	T	21.1252	18.2251	26.1642	13.6421	79.1566
	S	103.539	96.820	83.650	114.652	97.326
19	T	21.1178	18.1956	26.2659	13.6627	79.2420
	S	103.575	96.976	83.326	114.479	97.221

Event: Andersen Companies USF2000 GP at NJMP

Round 13/14/15

Track: New Jersey Motorsports Park

2.14 mile(s)

Report: Section Data Report

USF2000 Championship

Session: Race 1

October 10, 2020



Section Data for Car 4 - d'Orlando, Michael

Lap	T/SF to I1	I1 to I2	I2 to I3	I3 to SF	Lap	
20	T	21.5760	18.3232	26.4361	13.6567	79.9920
	S	101.375	96.301	82.790	114.529	96.310
21	T	25.4789	24.2454			
	S	85.846	72.779			

Event: Andersen Companies USF2000 GP at NJMP

Round 13/14/15

Track: New Jersey Motorsports Park

2.14 mile(s)

Report: Section Data Report

USF2000 Championship

Session: Race 1

October 10, 2020



Section Data for Car 40 - Miller, Jack William

Lap	T/SF to I1	I1 to I2	I2 to I3	I3 to SF	Lap	
1	T	25.4400	18.9362	26.7469	13.6469	84.7700
	S	85.978	93.184	81.828	114.611	90.881
2	T	21.8633	18.5763	26.3322	13.8232	80.5950
	S	100.043	94.989	83.116	113.150	95.589
3	T	21.4484	18.5044	26.2765	13.7756	80.0049
	S	101.978	95.358	83.293	113.541	96.294
4	T	22.2611	18.3108	25.8397	13.8027	80.2143
	S	98.255	96.366	84.701	113.318	96.043
5	T	21.1895	18.3200	25.8836	13.7691	79.1622
	S	103.224	96.318	84.557	113.594	97.319
6	T	21.0387	18.3089	25.7622	13.7375	78.8473
	S	103.964	96.376	84.955	113.856	97.708
7	T	21.0173	18.2367	25.9796	13.7059	78.9395
	S	104.070	96.758	84.244	114.118	97.594
8	T	21.1015	18.2982	26.1601	13.6784	79.2382
	S	103.655	96.433	83.663	114.348	97.226
9	T	21.5560	18.3596	26.3008	13.6857	79.9021
	S	101.469	96.110	83.216	114.287	96.418
10	T	21.3772	18.4149	26.4145	13.7690	79.9756
	S	102.318	95.822	82.857	113.595	96.329
11	T	21.4574	18.5799	26.3856	13.6966	80.1195
	S	101.936	94.971	82.948	114.196	96.156
12	T	22.0976	18.5352	26.5159	13.6488	80.7975
	S	98.982	95.200	82.541	114.595	95.349
13	T	21.5825	18.4823	26.1233	13.7999	79.9880
	S	101.345	95.472	83.781	113.341	96.314
14	T	21.3052	18.2606	26.1216	13.8469	79.5343
	S	102.664	96.631	83.786	112.956	96.864
15	T	21.3072	18.3609	26.0939	13.8042	79.5662
	S	102.654	96.103	83.875	113.305	96.825
16	T	21.2423	18.2592	26.1355	13.8169	79.4539
	S	102.968	96.639	83.742	113.201	96.962
17	T	21.3508	18.2512	26.0731	13.8002	79.4753
	S	102.445	96.681	83.942	113.338	96.936
18	T	21.3347	18.4216	26.3499	13.9460	80.0522
	S	102.522	95.787	83.061	112.153	96.237
19	T	21.4305	18.3758	26.1310	13.8562	79.7935
	S	102.064	96.026	83.756	112.880	96.549

Event: Andersen Companies USF2000 GP at NJMP

Round 13/14/15

Track: New Jersey Motorsports Park

2.14 mile(s)

Report: Section Data Report

USF2000 Championship

Session: Race 1

October 10, 2020



Section Data for Car 40 - Miller, Jack William

Lap	T/SF to I1	I1 to I2	I2 to I3	I3 to SF	Lap	
20	T	21.4922	18.3323	26.1181	13.8923	79.8349
	S	101.771	96.253	83.798	112.587	96.499
21	T	25.5051	21.2320			
	S	85.758	83.108			

Event: Andersen Companies USF2000 GP at NJMP
 Track: New Jersey Motorsports Park
 Report: Section Data Report
 Session: Race 1

Round 13/14/15
 2.14 mile(s)
 USF2000 Championship
 October 10, 2020



Section Data for Car 41 - Vaccaro, Kent (R)

Lap	T/SF to I1	I1 to I2	I2 to I3	I3 to SF	Lap	
1	T	25.5322	19.5871	26.9533	13.7958	85.8684
	S	85.667	90.087	81.201	113.374	89.719
2	T	21.7705	18.6903	26.5570	14.0406	81.0584
	S	100.470	94.410	82.413	111.398	95.043
3	T	22.1374	19.3145	26.1795	13.8575	81.4889
	S	98.804	91.359	83.601	112.870	94.540
4	T	21.4466	18.4719	26.4986	13.7988	80.2159
	S	101.987	95.526	82.594	113.350	96.041
5	T	21.8825	18.5039	26.2316	13.7918	80.4098
	S	99.955	95.361	83.435	113.407	95.809
6	T	21.4082	18.6490	26.4094	13.7986	80.2652
	S	102.170	94.619	82.873	113.351	95.982
7	T	21.5171	19.4261	26.4886	13.7928	81.2246
	S	101.653	90.834	82.626	113.399	94.848
8	T	21.3977	18.8406	26.1274	13.7858	80.1515
	S	102.220	93.657	83.768	113.457	96.118
9	T	21.3650	18.4317	26.2818	13.8119	79.8904
	S	102.376	95.734	83.276	113.242	96.432
10	T	21.4090	18.6648	26.2442	13.8100	80.1280
	S	102.166	94.539	83.395	113.258	96.146
11	T	21.4113	18.5005	26.1852	13.8184	79.9154
	S	102.155	95.378	83.583	113.189	96.402
12	T	21.3405	18.5826	26.3852	13.8992	80.2075
	S	102.494	94.957	82.949	112.531	96.051
13	T	21.3404	18.7894	26.7068	13.9582	80.7948
	S	102.494	93.912	81.951	112.055	95.353
14	T	21.5153	18.7098	26.4153	13.7899	80.4303
	S	101.661	94.311	82.855	113.423	95.785
15	T	21.7725	19.4282	26.7989	13.8459	81.8455
	S	100.460	90.824	81.669	112.964	94.129
16	T	21.5320	18.7546	26.7296	13.8352	80.8514
	S	101.582	94.086	81.881	113.052	95.286
17	T	21.7494	18.6802	26.4528	13.8202	80.7026
	S	100.567	94.461	82.737	113.174	95.462
18	T	21.6861	18.7651	26.4064	13.8040	80.6616
	S	100.861	94.033	82.883	113.307	95.510
19	T	21.6007	18.7706	26.4113	13.7513	80.5339
	S	101.259	94.006	82.867	113.741	95.662

Event: Andersen Companies USF2000 GP at NJMP

Round 13/14/15

Track: New Jersey Motorsports Park

2.14 mile(s)

Report: Section Data Report

USF2000 Championship

Session: Race 1

October 10, 2020



Section Data for Car 41 - Vaccaro, Kent (R)

Lap	T/SF to I1	I1 to I2	I2 to I3	I3 to SF	Lap	
20	T	22.6480	19.3148	26.8666	14.1772	83.0066
	S	96.577	91.357	81.463	110.324	92.812
21	T	26.6573				
	S	82.052				

Event: Andersen Companies USF2000 GP at NJMP
Track: New Jersey Motorsports Park
Report: Section Data Report
Session: Race 1

Round 13/14/15
2.14 mile(s)
USF2000 Championship
October 10, 2020



Section Data for Car 44 - Brooks, Christian (R)

Lap	T/SF to I1	I1 to I2	I2 to I3	I3 to SF	Lap	
1	T	24.4477	18.5637	26.1852	13.6561	82.8527
	S	89.467	95.054	83.583	114.534	92.984
2	T	21.5836	18.2386	25.8178	13.6409	79.2809
	S	101.340	96.748	84.772	114.662	97.173
3	T	21.0389	18.0998	25.7887	13.6382	78.5656
	S	103.963	97.490	84.868	114.685	98.058
4	T	21.1354	18.2836	26.0149	13.6027	79.0366
	S	103.489	96.510	84.130	114.984	97.474
5	T	21.2828	18.1106	25.7482	13.6973	78.8389
	S	102.772	97.432	85.002	114.190	97.718
6	T	21.0067	18.0904	25.8666	13.7033	78.6670
	S	104.123	97.540	84.612	114.140	97.932
7	T	20.9805	18.0469	25.6976	13.6823	78.4073
	S	104.253	97.776	85.169	114.315	98.256
8	T	20.9566	18.1116	25.7127	13.6843	78.4652
	S	104.372	97.426	85.119	114.298	98.184
9	T	21.0210	18.1493	25.8146	13.6853	78.6702
	S	104.052	97.224	84.783	114.290	97.928
10	T	21.0160	18.1215	25.7593	13.6886	78.5854
	S	104.077	97.373	84.965	114.262	98.033
11	T	20.9978	18.0900	25.8361	13.6897	78.6136
	S	104.167	97.543	84.712	114.253	97.998
12	T	20.9568	18.1501	25.8553	13.6508	78.6130
	S	104.371	97.220	84.649	114.579	97.999
13	T	22.3829	19.6336	26.0428	13.7010	81.7603
	S	97.721	89.874	84.040	114.159	94.227
14	T	21.1358	18.1285	26.0114	13.6855	78.9612
	S	103.487	97.335	84.141	114.288	97.567
15	T	21.1433	18.2685	25.9618	13.6957	79.0693
	S	103.450	96.590	84.302	114.203	97.434
16	T	21.1322	18.2289	25.9902	13.6444	78.9957
	S	103.504	96.799	84.210	114.632	97.524
17	T	21.1452	18.3210	26.0010	13.7062	79.1734
	S	103.441	96.313	84.175	114.116	97.305
18	T	21.1686	18.2555	26.0745	13.6916	79.1902
	S	103.326	96.658	83.938	114.237	97.285
19	T	21.2281	18.1901	26.1495	13.5885	79.1562
	S	103.037	97.006	83.697	115.104	97.327

Event: Andersen Companies USF2000 GP at NJMP

Round 13/14/15

Track: New Jersey Motorsports Park

2.14 mile(s)

Report: Section Data Report

USF2000 Championship

Session: Race 1

October 10, 2020



Section Data for Car 44 - Brooks, Christian (R)

Lap	T/SF to I1	I1 to I2	I2 to I3	I3 to SF	Lap	
20	T	31.9150	18.8692	26.7904	13.8679	91.4425
	S	68.534	93.515	81.695	112.785	84.250
21	T	27.3405	20.9139			
	S	80.001	84.372			

Event: Andersen Companies USF2000 GP at NJMP

Round 13/14/15

Track: New Jersey Motorsports Park

2.14 mile(s)

Report: Section Data Report

USF2000 Championship

Session: Race 1

October 10, 2020



Section Data for Car 5 - Brichacek, Wyatt (R)

Lap	T/SF to I1	I1 to I2	I2 to I3	I3 to SF	Lap	
1	T	25.9872	20.1168	26.8380	13.7812	86.7232
	S	84.167	87.715	81.550	113.495	88.834
2	T	21.8802	18.7648	26.4003	13.7778	80.8231
	S	99.966	94.035	82.902	113.523	95.319
3	T	21.7324	19.3800	26.3077	13.7779	81.1980
	S	100.646	91.050	83.194	113.522	94.879
4	T	21.5586	18.3629	26.5141	13.7233	80.1589
	S	101.457	96.093	82.546	113.973	96.109
5	T	22.1226	18.3797	26.2915	13.7716	80.5654
	S	98.871	96.005	83.245	113.574	95.624
6	T	21.3228	18.5646	26.5684	13.7900	80.2458
	S	102.579	95.049	82.377	113.422	96.005
7	T	21.3791	18.6294	26.0558	13.8448	79.9091
	S	102.309	94.718	83.998	112.973	96.410
8	T	21.3042	18.3050	26.0557	13.7659	79.4308
	S	102.669	96.397	83.998	113.621	96.990
9	T	21.2140	18.3083	26.0851	13.7994	79.4068
	S	103.105	96.380	83.904	113.345	97.019
10	T	21.3194	18.2950	26.2600	13.7766	79.6510
	S	102.595	96.450	83.345	113.532	96.722
11	T	21.3946	18.4401	26.2809	13.7456	79.8612
	S	102.235	95.691	83.279	113.788	96.467
12	T	21.4223	18.4972	26.2680	13.7592	79.9467
	S	102.103	95.395	83.319	113.676	96.364
13	T	21.4645	18.3763	26.4828	13.7387	80.0623
	S	101.902	96.023	82.644	113.846	96.225
14	T	21.5464	18.4870	26.6554	13.7429	80.4317
	S	101.515	95.448	82.109	113.811	95.783
15	T	22.4898	19.2661	26.9026	13.7645	82.4230
	S	97.256	91.588	81.354	113.632	93.469
16	T	21.9296	18.7577	26.8144	13.6690	81.1707
	S	99.741	94.070	81.622	114.426	94.911
17	T	22.2644	18.5446	26.8067	13.7680	81.3837
	S	98.241	95.151	81.645	113.603	94.663
18	T	21.6842	18.3760	26.3254	13.7944	80.1800
	S	100.869	96.024	83.138	113.386	96.084
19	T	21.3745	18.5508	27.3598	13.7870	81.0721
	S	102.331	95.120	79.995	113.447	95.027

Event: Andersen Companies USF2000 GP at NJMP

Round 13/14/15

Track: New Jersey Motorsports Park

2.14 mile(s)

Report: Section Data Report

USF2000 Championship

Session: Race 1

October 10, 2020



Section Data for Car 5 - Brichacek, Wyatt (R)

Lap	T/SF to I1	I1 to I2	I2 to I3	I3 to SF	Lap	
20	T	21.8905	18.6100	26.4119	13.8253	80.7377
	S	99.919	94.817	82.866	113.133	95.420
21	T	22.8391				
	S	95.769				

Event: Andersen Companies USF2000 GP at NJMP

Round 13/14/15

Track: New Jersey Motorsports Park

2.14 mile(s)

Report: Section Data Report

USF2000 Championship

Session: Race 1

October 10, 2020



Section Data for Car 6 - Rasmussen, Christian

Lap	T/SF to I1	I1 to I2	I2 to I3	I3 to SF	Lap	
1	T	23.8199	18.3937	26.0441	13.6817	81.9394
	S	91.825	95.932	84.036	114.320	94.021
2	T	21.0658	18.1367	25.8039	13.6762	78.6826
	S	103.831	97.291	84.818	114.366	97.912
3	T	20.9546	18.1456	25.7506	13.6908	78.5416
	S	104.382	97.244	84.994	114.244	98.088
4	T	20.9101	18.0673	25.6274	13.6862	78.2910
	S	104.604	97.665	85.402	114.282	98.402
5	T	20.9259	18.1195	25.9086	13.7124	78.6664
	S	104.525	97.384	84.475	114.064	97.933
6	T	20.9463	18.1643	25.9596	13.7195	78.7897
	S	104.423	97.144	84.309	114.005	97.779
7	T	20.9280	18.2084	25.8077	13.7213	78.6654
	S	104.514	96.908	84.806	113.990	97.934
8	T	20.9121	18.2569	25.9782	13.7313	78.8785
	S	104.594	96.651	84.249	113.907	97.669
9	T	20.8521	18.2015	25.9174	13.7466	78.7176
	S	104.895	96.945	84.447	113.780	97.869
10	T	21.0912	18.2225	25.8765	13.7571	78.9473
	S	103.705	96.833	84.580	113.693	97.584
11	T	20.9369	18.2695	26.0496	13.7697	79.0257
	S	104.470	96.584	84.018	113.589	97.487
12	T	20.9996	18.2032	25.9460	13.7458	78.8946
	S	104.158	96.936	84.354	113.787	97.649
13	T	21.0640	18.3140	25.9528	13.7237	79.0545
	S	103.839	96.350	84.331	113.970	97.452
14	T	20.9809	18.2226	26.3401	13.7496	79.2932
	S	104.251	96.833	83.091	113.755	97.158
15	T	21.2257	18.4290	26.0727	13.7434	79.4708
	S	103.048	95.748	83.944	113.807	96.941
16	T	21.2582	18.3376	26.1615	13.7958	79.5531
	S	102.891	96.226	83.659	113.374	96.841
17	T	21.1753	18.4868	26.1276	13.7858	79.5755
	S	103.294	95.449	83.767	113.457	96.814
18	T	21.1381	18.6688	26.5785	13.7955	80.1809
	S	103.475	94.518	82.346	113.377	96.083
19	T	21.2772	18.3704	26.3322	13.8035	79.7833
	S	102.799	96.054	83.116	113.311	96.562

Event: Andersen Companies USF2000 GP at NJMP

Round 13/14/15

Track: New Jersey Motorsports Park

2.14 mile(s)

Report: Section Data Report

USF2000 Championship

Session: Race 1

October 10, 2020



Section Data for Car 6 - Rasmussen, Christian

Lap	T/SF to I1	I1 to I2	I2 to I3	I3 to SF	Lap	
20	T	21.9558	18.4223	26.4969	13.7753	80.6503
	S	99.622	95.783	82.600	113.543	95.524
21	T	25.0104	23.0905			
	S	87.455	76.419			

Event: Andersen Companies USF2000 GP at NJMP

Round 13/14/15

Track: New Jersey Motorsports Park

2.14 mile(s)

Report: Section Data Report

USF2000 Championship

Session: Race 1

October 10, 2020



Section Data for Car 7 - Bogle, Christian

Lap	T/SF to I1	I1 to I2	I2 to I3	I3 to SF	Lap	
1	T	25.3548	19.1452	27.0567	13.7968	85.3535
	S	86.267	92.166	80.891	113.366	90.260
2	T	21.8162	18.5704	26.2255	13.6906	80.3027
	S	100.259	95.019	83.455	114.246	95.937
3	T	21.6157	18.5710	26.3290	13.7923	80.3080
	S	101.189	95.016	83.126	113.403	95.931
4	T	21.8267	18.4787	26.4724	13.7659	80.5437
	S	100.211	95.491	82.676	113.621	95.650
5	T	21.3659	18.4321	25.9490	13.8052	79.5522
	S	102.372	95.732	84.344	113.297	96.842
6	T	21.0994	18.3770	26.0150	13.8031	79.2945
	S	103.665	96.019	84.130	113.314	97.157
7	T	21.1877	18.3992	26.1554	13.8823	79.6246
	S	103.233	95.903	83.678	112.668	96.754
8	T	21.9152	18.4430	25.9886	13.8414	80.1882
	S	99.806	95.676	84.215	113.001	96.074
9	T	21.3617	18.5456	26.0311	13.8995	79.8379
	S	102.392	95.146	84.078	112.529	96.496
10	T	21.3221	18.4563	25.9864	13.8641	79.6289
	S	102.582	95.607	84.222	112.816	96.749
11	T	21.2934	18.3727	26.0309	13.8402	79.5372
	S	102.721	96.042	84.078	113.011	96.860
12	T	21.2108	18.5046	26.1209	13.8134	79.6497
	S	103.121	95.357	83.789	113.230	96.724
13	T	21.3216	18.4932	26.5513	13.8191	80.1852
	S	102.585	95.416	82.430	113.183	96.078
14	T	22.3428	18.8427	26.4014	13.8092	81.3961
	S	97.896	93.646	82.898	113.264	94.648
15	T	21.4029	18.4782	26.3587	13.7827	80.0225
	S	102.195	95.493	83.033	113.482	96.273
16	T	21.3648	18.4530	26.0930	13.8067	79.7175
	S	102.377	95.624	83.878	113.285	96.641
17	T	21.5054	18.5570	26.2461	13.8711	80.1796
	S	101.708	95.088	83.389	112.759	96.084
18	T	21.4571	18.5456	26.3342	13.8354	80.1723
	S	101.937	95.146	83.110	113.050	96.093
19	T	21.4009	22.8458	27.2631	13.8706	85.3804
	S	102.205	77.237	80.278	112.763	90.231

Event: Andersen Companies USF2000 GP at NJMP

Round 13/14/15

Track: New Jersey Motorsports Park

2.14 mile(s)

Report: Section Data Report

USF2000 Championship

Session: Race 1

October 10, 2020



Section Data for Car 7 - Bogle, Christian

Lap	T/SF to I1	I1 to I2	I2 to I3	I3 to SF	Lap	
20	T	21.3907	18.5013	26.3047	13.8753	80.0720
	S	102.253	95.374	83.203	112.725	96.213
21	T	23.6030	20.3249			
	S	92.669	86.817			

Event: Andersen Companies USF2000 GP at NJMP
Track: New Jersey Motorsports Park
Report: Section Data Report
Session: Race 1

Round 13/14/15
2.14 mile(s)



USF2000 Championship
October 10, 2020

Section Data for Car 8 - Dupell, Kyle

Lap	T/SF to I1	I1 to I2	I2 to I3	I3 to SF	Lap	
1	T	25.3817	19.1446	27.0163	13.7183	85.2609
	S	86.175	92.169	81.012	114.015	90.358
2	T	21.7620	18.4619	26.4015	13.6549	80.2803
	S	100.509	95.578	82.898	114.544	95.964
3	T	21.7507	18.3269	26.4579	13.7148	80.2503
	S	100.561	96.282	82.721	114.044	96.000
4	T	21.9762	18.5643	27.8382	13.6731	82.0518
	S	99.529	95.050	78.620	114.392	93.892
5	T	21.1103	18.5154	25.9869	13.5830	79.1956
	S	103.612	95.302	84.221	115.151	97.278
6	T	21.1810	18.3409	26.1077	13.6118	79.2414
	S	103.266	96.208	83.831	114.907	97.222
7	T	21.4448	18.2650	26.2379	13.6485	79.5962
	S	101.995	96.608	83.415	114.598	96.789
8	T	21.9189	18.5767	26.1879	13.6218	80.3053
	S	99.789	94.987	83.574	114.823	95.934
9	T	21.3865	18.4765	26.4146	13.6356	79.9132
	S	102.274	95.502	82.857	114.706	96.405
10	T	21.2301	18.3309	26.1564	13.7351	79.4525
	S	103.027	96.261	83.675	113.875	96.964
11	T	21.2113	18.3876	26.3966	13.7520	79.7475
	S	103.118	95.964	82.914	113.736	96.605
12	T	21.2600	18.2950	26.1457	13.6755	79.3762
	S	102.882	96.450	83.709	114.372	97.057
13	T	21.2987	18.3720	26.5435	13.6356	79.8498
	S	102.695	96.045	82.455	114.706	96.481
14	T	22.5094	19.1929	26.3867	13.7117	81.8007
	S	97.172	91.937	82.945	114.070	94.180
15	T	21.2746	18.4282	26.2545	13.6669	79.6242
	S	102.811	95.752	83.362	114.444	96.755
16	T	21.4534	18.3619	26.5350	13.7126	80.0629
	S	101.955	96.098	82.481	114.062	96.224
17	T	21.2779	18.4044	26.4185	13.6563	79.7571
	S	102.796	95.876	82.845	114.533	96.593
18	T	21.5400	18.4155	26.7023	13.6848	80.3426
	S	101.545	95.818	81.964	114.294	95.889
19	T	21.4032	24.9739	28.6372		102.8407
	S	102.194	70.656	76.426		74.912

Event: Andersen Companies USF2000 GP at NJMP
Track: New Jersey Motorsports Park
Report: Section Data Report
Session: Race 1

Round 13/14/15
2.14 mile(s)

USF2000 Championship
October 10, 2020



Section Data for Car 9 - Siegel, Nolan

Lap	T/SF to I1	I1 to I2	I2 to I3	I3 to SF	Lap	
1	T	25.3813	18.8129	27.1448	13.7889	85.1279
	S	86.177	93.794	80.628	113.431	90.499
2	T	21.8874	18.5677	26.3825	13.7797	80.6173
	S	99.933	95.033	82.958	113.507	95.563
3	T	21.4185	18.4614	26.4272	13.7163	80.0234
	S	102.121	95.580	82.818	114.032	96.272
4	T	22.2404	18.6359	26.4069	13.8071	81.0903
	S	98.347	94.685	82.881	113.282	95.005
5	T	21.2465	18.2050	26.0422	13.7481	79.2418
	S	102.947	96.926	84.042	113.768	97.221
6	T	20.9946	18.2275	26.0506	13.9191	79.1918
	S	104.183	96.807	84.015	112.370	97.283
7	T	20.9609	18.3213	26.1223	13.7516	79.1561
	S	104.350	96.311	83.784	113.739	97.327
8	T	20.9578	18.3355	26.0491	13.7422	79.0846
	S	104.366	96.237	84.020	113.817	97.415
9	T	21.1186	18.4018	26.4119	13.7115	79.6438
	S	103.571	95.890	82.866	114.071	96.731
10	T	21.2944	18.4595	26.7269	13.7975	80.2783
	S	102.716	95.590	81.889	113.360	95.966
11	T	21.2180	18.3492	26.3294	13.7523	79.6489
	S	103.086	96.165	83.125	113.733	96.724
12	T	21.3615	18.6303	26.6814	13.7028	80.3760
	S	102.393	94.714	82.029	114.144	95.850
13	T	21.7590	18.6496	26.6862	13.7637	80.8585
	S	100.523	94.616	82.014	113.639	95.278
14	T	21.9757	18.6738	26.6034	13.7180	80.9709
	S	99.531	94.493	82.269	114.017	95.145
15	T	21.4532	18.4342	26.4588	13.7706	80.1168
	S	101.956	95.721	82.719	113.582	96.160
16	T	21.1844	18.4123	26.2745	13.7048	79.5760
	S	103.249	95.835	83.299	114.127	96.813
17	T	21.3382	18.4286	26.4545	13.7605	79.9818
	S	102.505	95.750	82.732	113.665	96.322
18	T	21.3653	18.5053	26.4730	13.8427	80.1863
	S	102.375	95.354	82.674	112.990	96.076
19	T	21.3590	18.4054	26.4050	13.7487	79.9181
	S	102.405	95.871	82.887	113.763	96.399

Event: Andersen Companies USF2000 GP at NJMP

Round 13/14/15

Track: New Jersey Motorsports Park

2.14 mile(s)

Report: Section Data Report

USF2000 Championship

Session: Race 1

October 10, 2020



Section Data for Car 9 - Siegel, Nolan

Lap	T/SF to I1	I1 to I2	I2 to I3	I3 to SF	Lap	
20	T	21.6461	18.4970	26.6378	13.7890	80.5699
	S	101.047	95.396	82.163	113.430	95.619
21	T	26.6496	22.0626			
	S	82.075	79.979			

Event: Andersen Companies USF2000 GP at NJMP
Track: New Jersey Motorsports Park
Report: Section Data Report
Session: Race 1

Round 13/14/15
2.14 mile(s)








USF2000 Championship
October 10, 2020

Section Data for Car

Report Support Information

Section Legend	
Name	Length
SF to I1	0.607576 miles
I1 to I2	0.490152 miles
I2 to I3	0.607955 miles
I3 to SF	0.434470 miles
Lap	2.140000 miles
SFP to I1	0.607576 miles
I3 to SFP	0.434470 miles

Color Legend	
	Fastest Lap
	Section Under Caution
	Section Under Green
	Section Time Data
	Section Speed Data

