

Event: Cooper Tires USF2000 GP of Road America  
Track: Road America  
Report: Section Data Report  
Session: Race 2

Round 6 / 7  
4.014 mile(s)  
USF2000 Championship  
June 23, 2019



Section Data for Car 12 - Sulaiman, Manuel (R)

Lap	T/SF to I1	I1 to I2	I2 to I3	I3 to I4	I4 to I5	I5 to I6	I6 to I7	I7 to I8	I8 to I9	I9 to I10	I10 to I11	I11 to I12	I12 to I13	I13 to I14	I14 to SF	
1	T	7.0639	11.9363	10.4659	12.8750	11.7369	13.0044	8.8245	12.8984	8.4491	8.4489	9.7560	4.4041	5.9298	4.3741	7.9298
	S	119.108	99.163	89.902	130.432	86.557	87.086	86.768	104.083	132.585	141.546	83.235	109.454	88.536	101.008	122.438
2	T	6.1950	10.7260	10.0996	12.7019	11.4802	12.6508	8.7598	13.0063	8.4076	8.3566	9.5988	4.5618	5.8401	4.3381	7.9012
	S	135.813	110.352	93.163	132.210	88.492	89.520	87.409	103.219	133.240	143.110	84.599	105.670	89.896	101.846	122.881
3	T	6.1543	10.4387	9.6215	12.7482	11.3053	12.3883	8.5869	12.6371	8.3572	8.3609	9.3330	4.2984	5.6900	4.3339	7.8062
	S	136.712	113.389	97.792	131.730	89.861	91.417	89.169	106.235	134.043	143.036	87.008	112.145	92.267	101.945	124.377
4	T	6.0633	10.5440	9.6618	12.6415	11.3258	12.7242	8.6725	12.7853	8.3438	8.2640	9.5729	4.5286	5.7242	4.3214	7.9208
	S	138.763	112.257	97.384	132.842	89.699	89.004	88.288	105.003	134.259	144.713	84.828	106.445	91.716	102.240	122.577
5	T	6.1857	10.3765	9.5306	12.8380	12.2964	12.7611	8.9591	13.1313	8.5193	8.4826	9.2956	4.3533	5.5695	4.3153	7.9559
	S	136.018	114.069	98.725	130.808	82.618	88.746	85.464	102.237	131.493	140.984	87.358	110.731	94.263	102.384	122.036
6	T	6.2383	10.3488	9.5650	12.8583	11.1599	12.1318	8.4625	12.4915	8.4352	8.4707	9.2772	4.3535	5.6616		
	S	134.871	114.374	98.370	130.602	91.032	93.350	90.479	107.473	132.804	141.182	87.531	110.726	92.730		
7	T			9.6612	12.9856	11.1653	12.0965	8.4557	12.5441	8.4930	8.5135	9.1914	4.3520	5.4570	4.2636	7.9164
	S			97.390	129.322	90.988	93.622	90.552	107.022	131.900	140.472	88.348	110.764	96.207	103.626	122.645
8	T	6.2325	10.2632	9.4794	12.9319	11.0902	12.0752	8.4227	12.4822	8.4563	8.4998	9.1554	4.3410	5.4981	4.2940	7.9256
	S	134.996	115.328	99.258	129.859	91.604	93.787	90.907	107.553	132.473	140.698	88.696	111.045	95.488	102.892	122.503
9	T	6.2193	10.3726	9.4884	12.9056	11.1258	12.1666	8.3894	12.4581	8.4232	8.4385	9.7622	4.4259	5.5861	4.2937	7.9508
	S	135.283	114.112	99.164	130.123	91.311	93.083	91.268	107.761	132.993	141.721	83.183	108.915	93.983	102.899	122.115
10	T	6.2527	10.3581	9.4542	12.9009	11.2098	12.0389	8.3385	12.5041	8.4554	8.4736	9.1824	4.3507	5.4630	4.3425	7.9483
	S	134.560	114.272	99.523	130.171	90.627	94.070	91.825	107.365	132.487	141.134	88.435	110.797	96.101	101.743	122.153
11	T	6.2219	10.3383	9.4358	12.9229	11.1210	12.0804	8.3252	12.6252	8.4630	8.5404	9.1578	4.3325	5.5209	4.2984	7.9344
	S	135.226	114.490	99.717	129.949	91.351	93.747	91.972	106.335	132.368	140.030	88.673	111.263	95.093	102.787	122.367
12	T	6.2262	10.3339	9.3984	12.9156	11.0891	12.1356	8.4147	12.5408	8.4808	8.5278	9.1078	4.3196	5.7227	4.2843	7.9181
	S	135.133	114.539	100.114	130.022	91.613	93.320	90.993	107.051	132.090	140.237	89.159	111.595	91.740	103.125	122.619
13	T	6.4999	12.3087	10.6804	13.2329	12.7588	13.6669	9.6761								
	S	129.443	96.163	88.097	126.905	79.624	82.864	79.131								

Event: Cooper Tires USF2000 GP of Road America

Round 6 / 7

Track: Road America

4.014 mile(s)

Report: Section Data Report

USF2000 Championship

Session: Race 2

June 23, 2019



Section Data for Car 12 - Sulaiman, Manuel (R)

Lap	T/Slap	PI to PO	PO to SF	SF to PI
1	T	138.0971		241.8132
	S	104.639		56.277
2	T	134.6238		
	S	107.339		
3	T	132.0599		
	S	109.423		
4	T	133.0941		
	S	108.573		
5	T	134.5702		
	S	107.382		
6	T	144.3743	40.3168	127.3998
	S	100.090	37.747	108.042
7	T	151.8779		128.5356
	S	95.145		105.873
8	T	131.1475		
	S	110.184		
9	T	132.0062		
	S	109.468		
10	T	131.2731		
	S	110.079		
11	T	131.3181		
	S	110.041		
12	T	131.4154		
	S	109.960		
13	T			
	S			

Event: Cooper Tires USF2000 GP of Road America  
Track: Road America  
Report: Section Data Report  
Session: Race 2

Round 6 / 7  
4.014 mile(s)  
USF2000 Championship  
June 23, 2019



Section Data for Car 14 - Baron, Alex

Lap	T/SF to I1	I1 to I2	I2 to I3	I3 to I4	I4 to I5	I5 to I6	I6 to I7	I7 to I8	I8 to I9	I9 to I10	I10 to I11	I11 to I12	I12 to I13	I13 to I14	I14 to SF	
1	T	6.9558	11.8654	10.5354	12.8332	11.7440	13.1953	8.7571	12.8735	8.4184	8.3145	9.6869	4.5808	5.8852	4.3472	7.8459
	S	120.959	99.755	89.309	130.857	86.505	85.826	87.436	104.284	133.069	143.834	83.829	105.232	89.207	101.633	123.747
2	T	6.0555	10.5997	9.8979	12.7892	11.2589	12.6530	8.7912	12.6653	8.4071	8.3508	10.2013	4.3869	5.6524	4.3362	7.9254
	S	138.942	111.667	95.061	131.308	90.232	89.504	87.096	105.998	133.248	143.209	79.602	109.883	92.881	101.891	122.506
3	T	6.1735	10.4648	9.5650	12.7198	11.2352	12.6483	8.5524	12.6704	8.3434	8.3240	9.3252	4.3467	5.7129	4.3158	7.8110
	S	136.286	113.106	98.370	132.024	90.422	89.538	89.528	105.956	134.265	143.670	87.081	110.899	91.897	102.372	124.300
4	T	6.0477	10.6201	9.6785	12.6070	11.3257	12.8542	8.6839	12.7189	8.4281	8.4055	9.6097	4.6726	5.7574	4.4361	7.9357
	S	139.121	111.452	97.216	133.205	89.699	88.103	88.173	105.552	132.916	142.277	84.503	103.164	91.187	99.596	122.347
5	T	6.1722	10.4253	9.4842	12.7411	11.9256	12.7839	8.8519	13.7248	9.6228	9.7216	9.6092	4.6787	6.4868		
	S	136.315	113.535	99.208	131.803	85.187	88.588	86.499	97.816	116.414	123.016	84.507	103.030	80.934		
6	T			9.7013	13.0635	11.2631	12.1637	8.3509	12.3969	8.4999	8.5110	9.1471	4.3583	5.5278	4.3243	8.0039
	S			96.988	128.550	90.198	93.105	91.689	108.293	131.793	140.513	88.776	110.604	94.974	102.171	121.305
7	T	6.2696	10.3022	9.3900	12.9630	11.1584	12.1029	8.3193	12.3759	8.4574	8.4896	9.2082	4.3411	5.5543	4.2861	7.9627
	S	134.197	114.892	100.203	129.547	91.044	93.573	92.037	108.477	132.455	140.868	88.187	111.042	94.521	103.082	121.932
8	T	6.2652	10.2487	9.5393	12.9924	11.0353	12.0913	8.2897	12.4163	8.4464	8.4951	9.1046	4.3311	5.4940	4.2956	7.9767
	S	134.292	115.491	98.635	129.254	92.060	93.662	92.365	108.124	132.628	140.776	89.191	111.299	95.559	102.854	121.718
9	T	6.2637	10.2048	9.4068	12.9342	11.1416	12.0786	8.2474	12.3777	8.4390	8.4737	9.1077	4.3402	5.4884	4.3139	7.9838
	S	134.324	115.988	100.024	129.835	91.182	93.761	92.839	108.461	132.744	141.132	89.160	111.065	95.656	102.417	121.610
10	T	6.2730	10.2385	9.3743	12.9416	11.0561	12.0734	8.5608	12.5910	8.5029	8.5016	9.1042	4.3399	5.4644	4.2807	7.9559
	S	134.125	115.606	100.371	129.761	91.887	93.801	89.440	106.624	131.746	140.669	89.195	111.073	96.076	103.212	122.036
11	T	6.2507	10.2253	9.4296	12.9670	11.0384	12.0706	8.2846	12.4064	8.4737	8.4846	9.0905	4.3384	5.5121	4.2915	7.9572
	S	134.603	115.756	99.783	129.507	92.034	93.823	92.422	108.210	132.200	140.951	89.329	111.111	95.245	102.952	122.016
12	T	6.2547	10.2132	9.3929	13.0074	10.9676	12.0075	8.4054	12.4216	8.4708	8.4977	9.0851	4.3382	5.5042	4.2634	7.9175
	S	134.517	115.893	100.172	129.105	92.628	94.316	91.094	108.078	132.246	140.733	89.382	111.116	95.382	103.630	122.628

Event: Cooper Tires USF2000 GP of Road America

Round 6 / 7

Track: Road America

4.014 mile(s)

Report: Section Data Report

USF2000 Championship

Session: Race 2

June 23, 2019



Section Data for Car 14 - Baron, Alex

Lap	T/SLap	PI to PO	PO to SF	SF to PI
1	T	137.8386	238.4523	
	S	104.836	57.070	
2	T	133.9708		
	S	107.862		
3	T	132.2084		
	S	109.300		
4	T	133.7811		
	S	108.015		
5	T	153.4528	117.0234	134.7047
	S	94.168	13.004	102.183
6	T	227.5785	129.3032	
	S	63.496	105.244	
7	T	131.1807		
	S	110.156		
8	T	131.0217		
	S	110.290		
9	T	130.8015		
	S	110.476		
10	T	131.2583		
	S	110.091		
11	T	130.8206		
	S	110.460		
12	T	130.7472		
	S	110.522		

Event: Cooper Tires USF2000 GP of Road America  
 Track: Road America  
 Report: Section Data Report  
 Session: Race 2

Round 6 / 7  
 4.014 mile(s)  
 USF2000 Championship  
 June 23, 2019



Section Data for Car 2 - Keane, Darren

Lap	T/SF to I1	I1 to I2	I2 to I3	I3 to I4	I4 to I5	I5 to I6	I6 to I7	I7 to I8	I8 to I9	I9 to I10	I10 to I11	I11 to I12	I12 to I13	I13 to I14	I14 to SF	
1	T	6.9147	11.9916	10.1373	12.8479	11.7904	13.1306	8.7158	12.7133	8.2835	8.2816	9.7277	4.8207	5.7787	4.3206	7.7670
	S	121.678	98.705	92.817	130.708	86.164	86.249	87.850	105.598	135.236	144.406	83.478	99.995	90.851	102.259	125.004
2	T	5.9921	11.1323	9.8676	12.6287	11.6908	12.8268	9.1308	12.8734	8.3123	8.2192	9.7377	4.3749	5.5952	4.2797	7.8618
	S	140.412	106.325	95.353	132.976	86.898	88.292	83.857	104.285	134.767	145.502	83.392	110.184	93.830	103.236	123.497
3	T	6.1556	10.5283	9.6250	12.5540	11.5928	12.5496	8.5291	12.7529	8.3097	8.2922	9.4021	4.3236	5.7265	4.3606	7.7939
	S	136.683	112.424	97.757	133.768	87.633	90.242	89.773	105.270	134.810	144.221	86.369	111.492	91.679	101.321	124.573
4	T	6.0155	10.6315	9.7434	12.5711	11.5411	12.5851	8.4737	12.6163	8.3361	8.3151	9.2564	4.3256			7.9197
	S	139.866	111.333	96.569	133.586	88.025	89.987	90.360	106.410	134.383	143.824	87.728	111.440			122.594
5	T	6.1696	10.4384	9.5326	12.7088	11.0482	12.1510	8.3828	12.4942	8.3288	8.3050	9.1351	4.2952			7.8642
	S	136.372	113.393	98.704	132.138	91.952	93.202	91.340	107.450	134.500	143.999	88.893	112.229			123.459
6	T	6.0882	10.4631	9.6642	12.6950	11.1366	12.2222	8.4896	12.5105	8.3539	8.3105	9.0634	4.3054	5.6179	4.2652	7.8120
	S	138.196	113.125	97.360	132.282	91.223	92.659	90.191	107.310	134.096	143.903	89.596	111.963	93.451	103.587	124.284
7	T	6.0602	10.4354	9.4560	12.5822	11.2705	12.2511	8.3752	12.5611	8.2733	8.2227	9.4203	4.3472	5.6558	4.3182	7.7834
	S	138.834	113.425	99.504	133.468	90.139	92.441	91.423	106.878	135.403	145.440	86.202	110.886	92.825	102.315	124.741
8	T	6.0244	10.4993	9.5307	12.5112	11.5982	12.4897	8.4392	12.6108	8.3414	8.2781	9.0400	4.3098			7.8453
	S	139.659	112.735	98.724	134.225	87.592	90.675	90.729	106.456	134.297	144.467	89.828	111.849			123.757
9	T	6.0569	10.4425	9.5616	12.6519	11.1192	12.1275	8.3490	12.4031	8.3437	8.3185	9.1853	4.3139	5.6067	4.2702	7.8606
	S	138.910	113.348	98.405	132.732	91.365	93.383	91.709	108.239	134.260	143.765	88.407	111.742	93.638	103.465	123.516
10	T	6.1416	10.3707	9.4270	12.6724	11.0676	12.1076	8.3134	12.3841	8.2944	8.3320	9.1566	4.2898	5.5500	4.2686	7.8068
	S	136.994	114.133	99.810	132.518	91.791	93.536	92.102	108.405	135.058	143.532	88.684	112.370	94.595	103.504	124.367
11	T	6.0517	10.4817	9.7219	12.8557	11.3867	12.0569	8.3519	12.4845	8.4269	8.4464	9.0857	4.3116	5.6178	4.2277	7.8684
	S	139.029	112.924	96.782	130.628	89.219	93.930	91.678	107.533	132.935	141.588	89.376	111.802	93.453	104.506	123.393
12	T	6.1871	10.6728	9.5524	12.9032	11.0781	12.0836	8.3225	12.4470	8.4113	8.4431	9.1226	4.3069	5.6339	4.2356	7.8747
	S	135.987	110.902	98.500	130.147	91.704	93.722	92.001	107.857	133.181	141.643	89.015	111.924	93.186	104.311	123.295
13	T	6.3901	12.0917	10.4339	16.8993	14.2829	14.0217	9.7137	15.2497	9.7518	10.6514					
	S	131.667	97.888	90.178	99.372	71.128	80.768	78.825	88.035	114.874	112.277					

Event: Cooper Tires USF2000 GP of Road America

Round 6 / 7

Track: Road America

4.014 mile(s)

Report: Section Data Report

USF2000 Championship

Session: Race 2

June 23, 2019



Section Data for Car 2 - Keane, Darren

Lap	T/SLap	PO to SF
1	T 137.2214	243.1774
	S 105.307	55.961
2	T 134.5233	
	S 107.419	
3	T 132.4959	
	S 109.063	
4	T 132.4013	
	S 109.141	
5	T 130.8367	
	S 110.446	
6	T 130.9977	
	S 110.310	
7	T 131.0126	
	S 110.298	
8	T 131.6414	
	S 109.771	
9	T 130.6106	
	S 110.637	
10	T 130.1826	
	S 111.001	
11	T 131.3755	
	S 109.993	
12	T 131.2748	
	S 110.077	
13	T	
	S	

Event: Cooper Tires USF2000 GP of Road America  
 Track: Road America  
 Report: Section Data Report  
 Session: Race 2

Round 6 / 7  
 4.014 mile(s)  
 USF2000 Championship  
 June 23, 2019



Section Data for Car 21 - Sundaramoorthy, Yuven (R)

Lap	T/SF to I1	I1 to I2	I2 to I3	I3 to I4	I4 to I5	I5 to I6	I6 to I7	I7 to I8	I8 to I9	I9 to I10	I10 to I11	I11 to I12	I12 to I13	I13 to I14	I14 to SF	
1	T	6.8947	12.2160	10.7646	13.1233	12.0787	13.4918	9.4590	12.8852	8.4260	8.4364	9.6991	4.4526	6.0313	4.3868	7.8360
	S	122.030	96.892	87.408	127.965	84.107	83.940	80.947	104.189	132.949	141.756	83.724	108.262	87.046	100.715	123.904
2	T	6.2275	11.1671	9.9363	12.8469	11.3255	12.6211	8.7129	12.5468	8.3589	8.3330	9.4006	4.5758	6.1735	4.3837	7.9053
	S	135.105	105.993	94.694	130.718	89.701	89.731	87.879	106.999	134.016	143.515	86.382	105.347	85.041	100.787	122.817
3	T	6.1304	10.7309	9.8939	12.6144	11.5908	12.7329	8.6258	12.5284	8.3258	8.2866	9.5535	4.3889	5.7000	4.3503	7.8345
	S	137.244	110.302	95.100	133.127	87.648	88.943	88.766	107.157	134.549	144.318	85.000	109.833	92.105	101.560	123.927
4	T	6.0767	10.4747	9.8590	12.5907	11.4208	12.2305	8.3841	12.4406	8.3964	8.4142	9.2452	4.3294	5.6094	4.3366	7.9372
	S	138.457	113.000	95.437	133.378	88.953	92.596	91.325	107.913	133.418	142.130	87.834	111.342	93.593	101.881	122.324
5	T	6.1961	10.5182	9.6487	12.8604	11.1698	12.3039	8.5382	12.9134	9.2867	8.9524	9.5590	4.3425	5.6183	4.3819	7.9145
	S	135.789	112.532	97.517	130.581	90.951	92.044	89.677	103.962	120.627	133.585	84.951	111.006	93.445	100.828	122.675
6	T	6.1550	10.7446	9.5991	12.8583	11.4964	12.8377	8.6044	12.5359	8.3759	8.3239	9.2064	4.3452	5.6167	4.4095	7.9542
	S	136.696	110.161	98.021	130.602	88.368	88.217	88.987	107.092	133.744	143.672	88.204	110.937	93.471	100.197	122.062
7	T	6.1794	10.5906	9.5334	12.8570	11.1552	12.2098	8.4362	12.5078	8.4015	8.3790	9.1869	4.3337	5.6194	4.3023	7.7976
	S	136.156	111.763	98.696	130.615	91.070	92.753	90.761	107.333	133.337	142.727	88.392	111.232	93.426	102.693	124.514
8	T	6.0610	10.9580	9.9077	12.7096	11.5908	12.4096	8.4357	12.5470	8.3780	8.3121	9.3658	4.3155	5.5983	4.3295	7.8677
	S	138.816	108.016	94.967	132.130	87.648	91.260	90.767	106.998	133.711	143.876	86.703	111.701	93.778	102.048	123.404
9	T	6.1184	10.2925	9.4944	12.7609	11.4320	12.1896	8.4013	12.4941	8.4072	8.3782	9.5141	4.5901			7.9992
	S	137.514	115.000	99.101	131.599	88.865	92.907	91.138	107.451	133.246	142.741	85.352	105.019			121.376
10	T	6.2504	10.5916	10.1680	12.8360	11.4874	12.6234	8.5166	12.5279	8.3659	8.3564	9.1513	4.3143	5.6140	4.4007	7.9695
	S	134.610	111.752	92.536	130.829	88.437	89.714	89.905	107.161	133.904	143.113	88.736	111.732	93.516	100.397	121.828
11	T	6.1695	10.8029	9.7378	12.6843	11.3553	12.2907	8.2498	12.5091	8.4007	8.4189	9.1248	4.3219	5.6558	4.2866	7.8934
	S	136.375	109.567	96.624	132.393	89.466	92.143	92.812	107.322	133.349	142.051	88.993	111.536	92.825	103.070	123.003
12	T	6.1551	10.8795	9.6094	12.8861	11.3546	12.1623	8.3910	12.5268	8.3775	8.4047	9.2399	4.3101	5.6068	4.3899	7.9274
	S	136.694	108.795	97.915	130.320	89.471	93.116	91.250	107.170	133.719	142.291	87.885	111.841	93.636	100.644	122.475
13	T	6.2708	13.1282	11.2202	14.4307	15.8632	15.6657	11.5021	15.9312							
	S	134.172	90.160	83.858	116.371	64.042	72.292	66.569	84.269							

Event: Cooper Tires USF2000 GP of Road America

Round 6 / 7

Track: Road America

4.014 mile(s)

Report: Section Data Report

USF2000 Championship

Session: Race 2

June 23, 2019



Section Data for Car 21 - Sundaramoorthy, Yuven (R)

Lap	T/SLap	PO to SF
1	T 140.1815	230.2314
	S 103.084	59.108
2	T 134.5149	
	S 107.426	
3	T 133.2871	
	S 108.416	
4	T 131.7455	
	S 109.684	
5	T 134.2040	
	S 107.675	
6	T 133.0632	
	S 108.598	
7	T 131.4898	
	S 109.897	
8	T 132.7863	
	S 108.824	
9	T 132.0494	
	S 109.432	
10	T 133.1734	
	S 108.508	
11	T 131.9015	
	S 109.554	
12	T 132.2211	
	S 109.290	
13	T	
	S	



Event: Cooper Tires USF2000 GP of Road America  
Track: Road America  
Report: Section Data Report  
Session: Race 2

Round 6 / 7  
4.014 mile(s)  
USF2000 Championship  
June 23, 2019



Section Data for Car 22 - McElrea, Hunter (R)

Lap	T/SF to I1	I1 to I2	I2 to I3	I3 to I4	I4 to I5	I5 to I6	I6 to I7	I7 to I8	I8 to I9	I9 to I10	I10 to I11	I11 to I12	I12 to I13	I13 to I14	I14 to SF	
1	T	7.0841	11.2442	9.9722	13.0719	11.6215	12.6446	8.6714	12.6627	8.4913	8.4815	9.9568	4.5345	6.0288	4.3845	8.0352
	S	118.768	105.266	94.353	128.468	87.416	89.564	88.300	106.020	131.926	141.002	81.557	106.306	87.082	100.768	120.832
2	T	6.3137	10.8933	9.9219	12.9570	11.4587	12.4682	8.5867	12.6545	8.4175	8.4269	9.5549	4.3729	5.6312	4.3412	7.9821
	S	133.260	108.657	94.832	129.607	88.658	90.831	89.171	106.089	133.083	141.916	84.987	110.235	93.231	101.773	121.636
3	T	6.2935	10.7329	9.8261	12.9453	11.6380	12.2856	8.6408	12.5844	8.3820	8.3296	9.2274	4.3290	5.5994	4.3514	7.8632
	S	133.688	110.281	95.756	129.724	87.292	92.181	88.612	106.680	133.647	143.573	88.004	111.353	93.760	101.535	123.475
4	T	6.1179	10.4592	9.6226	12.8857	11.5235	12.5601	8.5032	12.5509	8.3898	8.4027	9.2452	4.3206	5.4961	4.3723	7.9188
	S	137.525	113.167	97.781	130.324	88.160	90.166	90.046	106.964	133.523	142.324	87.834	111.569	95.522	101.049	122.608
5	T	6.2407	10.4563	9.5413	12.6571	11.2734	12.0939	8.4532	12.4967	8.3661	8.2976	9.2463	4.3346	5.5010	4.3840	7.8776
	S	134.819	113.198	98.614	132.678	90.116	93.642	90.579	107.428	133.901	144.127	87.824	111.209	95.437	100.780	123.249
6	T	6.1541	10.4362	9.5599	12.7285	11.1957	12.0446	8.4321	12.4335	8.3346	8.3013	9.1063	4.3707			7.9587
	S	136.716	113.416	98.422	131.934	90.741	94.026	90.806	107.974	134.407	144.063	89.174	110.290			121.993
7	T	6.1451	10.2597	9.4624	12.6999	11.3418	12.1811	8.4066	12.5523	8.3732	8.3999	9.2241	4.3229	5.5322	4.3069	7.8496
	S	136.916	115.368	99.437	132.231	89.572	92.972	91.081	106.953	133.787	142.372	88.035	111.510	94.899	102.584	123.689
8	T	6.1511	10.4012	9.5506	12.7450	11.4009	12.1542	8.4064	12.4943	8.3697	8.3743	9.2468	4.3055	5.4790	4.3447	7.8699
	S	136.783	113.798	98.518	131.763	89.108	93.178	91.083	107.449	133.843	142.807	87.819	111.960	95.820	101.691	123.370
9	T	6.1368	10.2739	9.4402	12.6981	11.0536	12.1354	8.4781	12.3493	8.4120	8.4584	9.0001	4.3073	5.4786	4.3017	7.9603
	S	137.101	115.208	99.670	132.250	91.908	93.322	90.313	108.711	133.170	141.387	90.226	111.914	95.827	102.708	121.969
10	T	6.2546	10.3206	9.4182	12.8786	11.0920	12.0528	8.3538	12.3870	8.4094	8.4691	9.0495	4.3073	5.4568	4.2907	7.9384
	S	134.519	114.687	99.903	130.396	91.589	93.962	91.657	108.380	133.211	141.209	89.734	111.914	96.210	102.971	122.305
11	T	6.2352	10.4595	9.6349	12.9258	11.7778	12.0737	8.4130	12.5696	8.3979	8.3791	9.0776	4.3094	5.5151	4.2929	7.8203
	S	134.938	113.164	97.656	129.920	86.256	93.799	91.012	106.805	133.394	142.725	89.456	111.859	95.193	102.918	124.152
12	T	6.0672	10.8720	9.6212	12.8597	11.1190	12.0487	8.3792	12.5357	8.4017	8.3840	9.1339	4.3161	5.5753	4.3041	7.8897
	S	138.674	108.870	97.795	130.588	91.367	93.994	91.379	107.094	133.333	142.642	88.905	111.685	94.165	102.651	123.060
13	T	7.4364	13.0836	11.0130	16.0584	14.1039	14.3564	10.1639	15.2183	10.9002	11.4786					
	S	113.141	90.467	85.436	104.576	72.030	78.885	75.333	88.216	102.771	104.186					

Event: Cooper Tires USF2000 GP of Road America

Round 6 / 7

Track: Road America

4.014 mile(s)

Report: Section Data Report

USF2000 Championship

Session: Race 2

June 23, 2019



Section Data for Car 22 - McElrea, Hunter (R)

Lap	T/SLap	PO to SF
1	T	136.8852 250.7550
	S	105.566 54.270
2	T	133.9807
	S	107.854
3	T	133.0286
	S	108.626
4	T	132.3686
	S	109.168
5	T	131.2198
	S	110.124
6	T	131.1106
	S	110.215
7	T	131.0577
	S	110.260
8	T	131.2936
	S	110.062
9	T	130.4838
	S	110.745
10	T	130.6788
	S	110.580
11	T	131.8818
	S	109.571
12	T	131.5075
	S	109.883
13	T	
	S	

Event: Cooper Tires USF2000 GP of Road America

Round 6 / 7

Track: Road America

4.014 mile(s)



Report: Section Data Report

USF2000 Championship

Session: Race 2

June 23, 2019

Section Data for Car 23 - Kaminsky, Colin

Lap	T/SF to I1	I1 to I2	I2 to I3	I3 to I4	I4 to I5	I5 to I6	I6 to I7	I7 to I8	I8 to I9	I9 to I10	I10 to I11	I11 to I12	I12 to I13	I13 to I14	I14 to SF	
1	T	7.0390	11.6117	10.2065	13.0287	11.7668	12.9405	8.7183	12.7447	8.4090	8.4789	9.5912	4.4604	5.9552	4.3793	7.8433
	S	119.529	101.935	92.187	128.894	86.337	87.516	87.825	105.338	133.218	141.045	84.666	108.072	88.158	100.888	123.788
2	T	6.0588	10.9357	9.9403	12.7944	11.5806	12.7837	8.5693	12.7254	8.3659	8.3228	9.6052	4.3342	5.7821	4.3699	7.9021
	S	138.866	108.236	94.656	131.254	87.725	88.589	89.352	105.498	133.904	143.691	84.542	111.219	90.797	101.105	122.867
3	T	6.1630	10.6924	9.7152	12.6674	11.6701	12.4714	8.5407	12.6640	8.3586	8.3377	9.4010	4.3184	5.6856	4.3446	7.8672
	S	136.519	110.699	96.849	132.570	87.052	90.808	89.651	106.009	134.021	143.434	86.379	111.626	92.339	101.694	123.412
4	T	6.1263	10.5796	9.6453	12.7872	11.5086	12.3954	8.4056	12.4703	8.3147	8.2557	9.3224	4.3804	5.6188	4.2908	7.7561
	S	137.336	111.879	97.551	131.328	88.274	91.365	91.092	107.656	134.729	144.859	87.107	110.046	93.436	102.969	125.180
5	T	6.0935	10.2670	9.5414	12.7858	11.0954	12.0982	8.3277	12.5023	8.3963	8.3632	9.1776	4.3069	5.5724	4.3109	7.7942
	S	138.076	115.286	98.613	131.342	91.561	93.609	91.944	107.380	133.419	142.997	88.481	111.924	94.214	102.489	124.568
6	T	6.1444	10.2998	9.4646	12.8951	11.0912	12.0583	8.3400	12.4131	8.3826	8.4130	9.2054	4.3447	5.5196	4.3069	7.9349
	S	136.932	114.918	99.414	130.229	91.596	93.919	91.808	108.152	133.637	142.150	88.214	110.950	95.116	102.584	122.359
7	T	6.2336	10.2821	9.5641	12.9471	11.5592	12.0951	8.3292	12.4391	8.3527	8.3601	9.2430	4.3233	5.5498	4.2934	7.8110
	S	134.972	115.116	98.379	129.706	87.887	93.633	91.927	107.926	134.116	143.050	87.855	111.499	94.598	102.906	124.300
8	T	6.0499	10.3526	9.8439	13.0106	11.2495	12.0787	8.3593	12.3739	8.4069	8.4377	9.1680	4.3209	5.5020	4.2948	7.9157
	S	139.071	114.332	95.583	129.073	90.307	93.760	91.596	108.494	133.251	141.734	88.574	111.561	95.420	102.873	122.656
9	T	6.2239	10.2789	9.5594	12.9322	11.4014	12.1173	8.3902			8.7455	9.2342	4.3222	5.5196	4.2755	7.9001
	S	135.183	115.152	98.428	129.856	89.104	93.461	91.259			136.746	87.939	111.528	95.116	103.337	122.898
10	T	6.2073	10.4970	9.5715	12.8754	11.0794	12.0183	8.3691	12.3722	8.3606	8.3724	9.6341	4.4910	5.5995	4.2837	7.9339
	S	135.544	112.759	98.303	130.428	91.694	94.231	91.489	108.509	133.989	142.839	84.289	107.336	93.758	103.139	122.375
11	T	6.2360	10.3244	9.5677	12.9556	11.1521	12.0518	8.3758	12.4572	8.4980	8.4530	9.1896	4.3306	5.5591	4.2912	7.9062
	S	134.920	114.645	98.342	129.621	91.096	93.969	91.416	107.769	131.822	141.477	88.366	111.311	94.440	102.959	122.804
12	T	6.2064	10.3672	9.5665	12.9359	11.1557	12.0336	8.3321	12.4612	8.4097	8.4329	9.1448	4.3064	5.5035	4.2990	7.8890
	S	135.564	114.171	98.355	129.818	91.066	94.111	91.895	107.734	133.207	141.815	88.799	111.937	95.394	102.772	123.071
13	T	6.9364	13.9186	12.1761	15.8076	13.9537	13.1392	9.5933	15.2939	10.0618						
	S	121.297	85.040	77.275	106.235	72.806	86.192	79.814	87.780	111.335						

Event: Cooper Tires USF2000 GP of Road America

Round 6 / 7

Track: Road America

4.014 mile(s)

Report: Section Data Report

USF2000 Championship

Session: Race 2

June 23, 2019



Section Data for Car 23 - Kaminsky, Colin

Lap	T/SLap	PO to SF
1	T 137.1735	247.5947
	S 105.344	54.962
2	T 134.0704	
	S 107.782	
3	T 132.8973	
	S 108.734	
4	T 131.8572	
	S 109.591	
5	T 130.6328	
	S 110.618	
6	T 130.8136	
	S 110.466	
7	T 131.3828	
	S 109.987	
8	T 131.3644	
	S 110.002	
9	T 133.2181	
	S 108.472	
10	T 131.6654	
	S 109.751	
11	T 131.3483	
	S 110.016	
12	T 131.0439	
	S 110.271	
13	T	
	S	

Event: Cooper Tires USF2000 GP of Road America

Round 6 / 7

Track: Road America

4.014 mile(s)



Report: Section Data Report

USF2000 Championship

Session: Race 2

June 23, 2019

Section Data for Car 24 - Tomaselli, Bruna

Lap	T/SF to I1	I1 to I2	I2 to I3	I3 to I4	I4 to I5	I5 to I6	I6 to I7	I7 to I8	I8 to I9	I9 to I10	I10 to I11	I11 to I12	I12 to I13	I13 to I14	I14 to SF	
1	T	6.9030	12.0497	10.8857	12.9584	12.0626	13.4087	9.0537	12.9589	8.3992	8.4905	9.7316	4.5991	6.0513	4.3662	7.8680
	S	121.884	98.230	86.435	129.593	84.220	84.460	84.571	103.597	133.373	140.853	83.444	104.813	86.758	101.191	123.400
2	T	6.1060	10.5558	9.8624	12.6785	11.9260	12.6976	8.7311	12.6059	8.3981	8.3110	9.7543	4.8002	6.0445	4.3496	7.8727
	S	137.793	112.131	95.404	132.454	85.184	89.190	87.696	106.498	133.391	143.895	83.250	100.422	86.856	101.577	123.326
3	T	6.1100	10.8842	9.8852	12.5605	11.7070	12.5222	8.5398	12.5105	8.4510	8.3844	9.5576	4.3079	5.7120	4.3269	7.7957
	S	137.703	108.748	95.184	133.698	86.778	90.439	89.660	107.310	132.556	142.635	84.963	111.898	91.912	102.110	124.544
4	T	6.0252	10.6115	9.9861	12.6291	11.7849	12.4948	8.4781	12.3878	8.3304	8.3224	9.2566	4.3207	5.6986	4.3062	7.8308
	S	139.641	111.543	94.222	132.972	86.204	90.638	90.313	108.373	134.475	143.698	87.726	111.567	92.128	102.600	123.986
5	T	6.0705	10.5303	10.1030	12.8541	11.4140	12.4492	8.6396	12.5750	8.7101	8.7597	9.6375	4.4436	5.7388	4.3376	7.8008
	S	138.599	112.403	93.132	130.645	89.006	90.970	88.625	106.759	128.612	136.524	84.259	108.481	91.483	101.858	124.463
6	T	6.0118	10.8581	9.6462	12.5683	11.9742	12.6509	8.5892	12.7336	8.3539	8.3497	9.2625	4.3030	5.6601	4.3268	7.8281
	S	139.952	109.010	97.542	133.615	84.842	89.519	89.145	105.430	134.096	143.228	87.670	112.025	92.755	102.112	124.029
7	T	6.0693	10.6297	9.7767	12.8053	11.2017	12.2687	8.3720	12.4500	8.3164	8.3317	9.1563	4.3769	5.6840	4.2848	7.7624
	S	138.626	111.352	96.240	131.142	90.692	92.308	91.457	107.831	134.701	143.537	88.687	110.134	92.365	103.113	125.078
8	T	6.0217	10.8216	9.9806	12.6688	11.6234	12.5880	8.5178	12.4394	8.3150	8.3296	9.2594	4.4905	5.6785	4.3082	7.8077
	S	139.722	109.377	94.274	132.555	87.402	89.967	89.892	107.923	134.724	143.573	87.700	107.348	92.454	102.553	124.353
9	T	6.0527	10.3386	9.5284	12.5882	11.4681	12.3051	8.4014	12.4638	8.3268	8.2708	9.5070	4.6696	5.7485	4.4556	7.8864
	S	139.006	114.487	98.748	133.404	88.586	92.035	91.137	107.712	134.533	144.594	85.416	103.231	91.328	99.160	123.112
10	T	6.1403	10.8197	9.8830	12.8355	11.5148	12.7791	8.5804	12.5141	8.3249	8.3486	9.2107	4.2847	5.7162	4.2703	7.7851
	S	137.023	109.396	95.205	130.834	88.226	88.621	89.236	107.279	134.563	143.247	88.163	112.504	91.844	103.463	124.714
11	T	6.0617	10.6019	9.7221	12.8715	11.5004	12.5610	8.3838	12.4126	8.3189	8.2963	9.1672	4.2954	5.7121	4.3227	7.7683
	S	138.800	111.644	96.780	130.468	88.337	90.160	91.329	108.156	134.661	144.150	88.582	112.224	91.910	102.209	124.983
12	T	5.9840	10.4314	9.4648	12.8529	11.3289	12.2179	8.4846	12.4690	8.4125	8.4430	9.1884	4.2937	5.6648	4.3299	7.9229
	S	140.602	113.469	99.411	130.657	89.674	92.692	90.244	107.667	133.162	141.645	88.377	112.268	92.678	102.039	122.545
13	T	6.6082	13.0375	11.1644	14.8669	15.3360	15.8090	11.2284	15.5868							
	S	127.321	90.787	84.278	112.957	66.243	71.636	68.192	86.131							

Event: Cooper Tires USF2000 GP of Road America

Round 6 / 7

Track: Road America

4.014 mile(s)

Report: Section Data Report

USF2000 Championship

Session: Race 2

June 23, 2019



Section Data for Car 24 - Tomaselli, Bruna

Lap	T/SLap	PO to SF
1	T 139.7866	236.3026
	S 103.375	57.589
2	T 134.6937	
	S 107.283	
3	T 133.2549	
	S 108.442	
4	T 132.4632	
	S 109.090	
5	T 134.0638	
	S 107.787	
6	T 133.1164	
	S 108.555	
7	T 131.4859	
	S 109.901	
8	T 132.8502	
	S 108.772	
9	T 132.0110	
	S 109.464	
10	T 133.0074	
	S 108.644	
11	T 131.9959	
	S 109.476	
12	T 131.4887	
	S 109.898	
13	T	
	S	

Event: Cooper Tires USF2000 GP of Road America  
 Track: Road America  
 Report: Section Data Report  
 Session: Race 2

Round 6 / 7  
 4.014 mile(s)  
 USF2000 Championship  
 June 23, 2019



Section Data for Car 27 - Round-Garrido, Matt (R)

Lap	T/SF to I1	I1 to I2	I2 to I3	I3 to I4	I4 to I5	I5 to I6	I6 to I7	I7 to I8	I8 to I9	I9 to I10	I10 to I11	I11 to I12	I12 to I13	I13 to I14	I14 to SF	
1	T	6.9378	11.8426	10.5785	12.8450	11.6855	20.9635	9.1740	12.7157	8.4616	8.4268	9.2970	4.3719	5.5782	4.3425	7.9691
	S	121.272	99.947	88.945	130.737	86.938	54.022	83.462	105.578	132.390	141.917	87.345	110.260	94.116	101.743	121.834
2	T	6.2407	10.3637	9.5330	12.8794	11.2507	12.3214	8.3384	12.6842	8.4685	8.3362	9.6811	4.4079	5.6300	4.3458	7.9701
	S	134.819	114.210	98.700	130.388	90.297	91.913	91.826	105.840	132.282	143.460	83.879	109.359	93.250	101.666	121.819
3	T	6.2370	10.3752	9.4164	12.8243	11.1098	12.2204	8.4611	12.6331	8.3785	8.2610	9.5726	4.3544	5.5759	4.3196	7.9010
	S	134.899	114.083	99.922	130.948	91.443	92.673	90.494	106.268	133.703	144.766	84.830	110.703	94.155	102.282	122.884
4	T	6.1622	10.2261	9.5097	12.6584	11.4646	12.6699	8.4496	12.5883	8.4059	8.3344	9.0634	4.3109	5.5870	4.3762	7.8856
	S	136.536	115.747	98.942	132.664	88.613	89.385	90.618	106.647	133.267	143.491	89.596	111.820	93.968	100.959	123.124
5	T	6.1019	10.2985	9.8060	12.9648	11.2352	12.0907	8.4080	12.6634	8.9449	8.6948	9.4675	4.3309	5.5966	4.3301	7.8476
	S	137.886	114.933	95.952	129.529	90.422	93.667	91.066	106.014	125.236	137.543	85.772	111.304	93.807	102.034	123.721
6	T	6.0832	10.6085	9.7587	12.8395	12.2138	12.5401	8.4118	12.5110	8.4520	8.4547	9.0545	4.3395	5.5970	4.3426	7.9988
	S	138.309	111.574	96.417	130.793	83.177	90.310	91.025	107.306	132.540	141.449	89.684	111.083	93.800	101.740	121.382
7	T	6.2838	10.3203	9.4968	13.0236	11.0616	12.1007	8.2865	12.4465	8.4289	8.4025	9.2361	4.6385	5.7365	4.3547	7.9527
	S	133.894	114.690	99.076	128.944	91.841	93.590	92.401	107.862	132.903	142.328	87.921	103.923	91.519	101.458	122.085
8	T	6.2718	10.9784	9.7788	12.9376	11.4961	12.1924	8.3286	12.5366	8.4361	8.4149	9.1150	4.3243	5.5491	4.3239	7.9084
	S	134.150	107.815	96.219	129.801	88.370	92.886	91.934	107.086	132.790	142.118	89.089	111.474	94.610	102.180	122.769
9	T	6.1710	10.3038	9.4082	12.8228	11.0731	12.0620	8.3399	12.4450	8.3763	8.3378	9.1181	4.3337	5.5638	4.3535	7.9439
	S	136.342	114.874	100.009	130.963	91.746	93.890	91.809	107.875	133.738	143.432	89.059	111.232	94.360	101.486	122.221
10	T	6.1871	10.2753	9.3346	12.7771	11.2652	12.1012	8.3508	12.6792	8.4051	8.3658	9.3956	4.3851	5.7438	4.3898	7.9232
	S	135.987	115.192	100.798	131.432	90.181	93.586	91.690	105.882	133.279	142.952	86.428	109.928	91.403	100.647	122.540
11	T	6.1219	10.4253	9.6066	12.7970	11.5060	12.2071	8.5674	12.7461	8.4058	8.3408	9.4186	4.6628	5.7735	4.4418	7.8517
	S	137.435	113.535	97.944	131.227	88.294	92.774	89.372	105.326	133.268	143.381	86.217	103.381	90.933	99.468	123.656
12	T	6.0570	10.4110	9.5328	12.8442	11.1376	12.0408	8.3179	12.6274	8.4444	8.3976	9.1184	4.3057	5.5913	4.2974	7.8912
	S	138.908	113.691	98.702	130.745	91.214	94.055	92.052	106.316	132.659	142.411	89.056	111.955	93.896	102.811	123.037
13	T	6.9161	13.3645	11.7877	15.0542	15.0800	16.3661	11.0144	15.8811							
	S	121.653	88.566	79.821	111.551	67.368	69.198	69.516	84.534							

Event: Cooper Tires USF2000 GP of Road America

Round 6 / 7

Track: Road America

4.014 mile(s)

Report: Section Data Report

USF2000 Championship

Session: Race 2

June 23, 2019



Section Data for Car 27 - Round-Garrido, Matt (R)

Lap	T/SLap	PO to SF
1	T 145.1897	239.9562
	S 99.528	56.712
2	T 132.4511	
	S 109.100	
3	T 131.6403	
	S 109.772	
4	T 131.6922	
	S 109.729	
5	T 132.7809	
	S 108.829	
6	T 133.2057	
	S 108.482	
7	T 131.7697	
	S 109.664	
8	T 132.5920	
	S 108.984	
9	T 130.6529	
	S 110.601	
10	T 131.5789	
	S 109.823	
11	T 132.8724	
	S 108.754	
12	T 131.0147	
	S 110.296	
13	T	
	S	



Event: Cooper Tires USF2000 GP of Road America

Round 6 / 7

Track: Road America

4.014 mile(s)

Report: Section Data Report

USF2000 Championship



Session: Race 2

June 23, 2019

Section Data for Car 28 - Famularo, Anthony (R)

Lap	T/SF to I1	I1 to I2	I2 to I3	I3 to I4	I4 to I5	I5 to I6	I6 to I7	I7 to I8	I8 to I9	I9 to I10	I10 to I11	I11 to I12	I12 to I13	I13 to I14	I14 to SF	
1	T	6.8765	12.2389	10.8342	12.8190	12.3125	13.4335	9.3566	12.9058	8.4807	8.4975	9.4884	4.5473	5.9648	4.3397	7.7872
	S	122.353	96.711	86.846	131.002	82.510	84.304	81.833	104.023	132.091	140.737	85.583	106.007	88.016	101.808	124.680
2	T	6.0772	10.8212	9.8509	12.8157	11.3393	12.5948	8.6919	12.6699	8.3307	8.3114	9.5101	4.6412	5.8889	4.3049	7.9635
	S	138.446	109.381	95.515	131.036	89.592	89.918	88.091	105.960	134.470	143.888	85.388	103.862	89.151	102.631	121.920
3	T	6.1925	10.7322	9.6118	12.8655	11.2373	12.1545	8.5393	12.6263	8.3412	8.3811	9.8758	4.3591	5.6712		
	S	135.868	110.288	97.891	130.529	90.405	93.175	89.666	106.326	134.300	142.691	82.226	110.584	92.573		
4	T			9.6644	13.0594	11.2368	12.3646	8.4716	12.4141	8.4406	8.4572	9.4470	4.4354	5.5990	4.3244	7.9961
	S			97.358	128.591	90.409	91.592	90.382	108.143	132.719	141.407	85.958	108.681	93.767	102.169	121.423
5	T	6.2696	10.4715	9.4631	12.9725	11.2413	12.1673	8.4298	12.4353	8.4659	8.4600	9.2295	4.4039	5.6713	4.3026	8.0039
	S	134.197	113.034	99.429	129.452	90.373	93.077	90.830	107.959	132.322	141.360	87.984	109.459	92.571	102.686	121.305
6	T	6.2843	10.3863	9.4505	12.9786	11.2044	12.1764	8.3172	12.4765	8.4635	8.4859	9.1720	4.3777	5.5642	4.2822	7.9817
	S	133.883	113.961	99.562	129.391	90.671	93.008	92.060	107.602	132.360	140.929	88.535	110.114	94.353	103.176	121.642
7	T	6.2737	10.4556	9.3916	12.9417	11.1560	12.0906	8.2797	12.5132	8.4727	8.4512	9.2796	4.3992	5.5697	4.2753	7.9390
	S	134.110	113.206	100.186	129.760	91.064	93.668	92.477	107.287	132.216	141.508	87.509	109.576	94.260	103.342	122.296
8	T	6.2372	10.3086	9.9191	27.2761											
	S	134.894	114.820	94.858	61.567											

Event: Cooper Tires USF2000 GP of Road America

Round 6 / 7

Track: Road America

4.014 mile(s)

Report: Section Data Report

USF2000 Championship

Session: Race 2

June 23, 2019



Section Data for Car 28 - Famularo, Anthony (R)

Lap	T/SLap	PI to PO	PO to SF	SF to PI
1	T	139.8826		229.3752
	S	103.304		59.328
2	T	133.8116		
	S	107.991		
3	T	148.2733	42.5072	129.4874
	S	97.458	35.801	106.300
4	T	153.4811		129.7598
	S	94.151		104.874
5	T	131.9875		
	S	109.483		
6	T	131.6014		
	S	109.804		
7	T	131.4888		
	S	109.898		
8	T			
	S			

Event: Cooper Tires USF2000 GP of Road America

Round 6 / 7

Track: Road America

4.014 mile(s)



Report: Section Data Report

USF2000 Championship

Session: Race 2

June 23, 2019

Section Data for Car 3 - Gold, Reece (R)

Lap	T/SF to I1	I1 to I2	I2 to I3	I3 to I4	I4 to I5	I5 to I6	I6 to I7	I7 to I8	I8 to I9	I9 to I10	I10 to I11	I11 to I12	I12 to I13	I13 to I14	I14 to SF	
1	T	7.0035	12.0259	10.5315	12.6918	12.0415	13.6920	9.0767	12.9894	8.3787	8.3950	9.7861	4.6363	5.9607	4.3123	7.8501
	S	120.135	98.424	89.342	132.315	84.367	82.713	84.357	103.354	133.699	142.455	82.979	103.972	88.077	102.455	123.681
2	T	6.0921	10.5636	9.8456	12.7367	11.4615	12.5288	8.5906	12.8241	8.3629	8.3875	9.5049	4.3393	6.1200	4.2916	7.7747
	S	138.107	112.049	95.566	131.849	88.637	90.392	89.130	104.686	133.952	142.582	85.434	111.088	85.784	102.950	124.881
3	T	5.9678	10.8374	9.7396	12.5925	11.9172	12.6983	8.6119	12.5759	8.3208	8.3286	9.8412	4.4067	5.7358	4.3082	7.8378
	S	140.984	109.218	96.607	133.359	85.247	89.185	88.910	106.752	134.630	143.591	82.515	109.389	91.530	102.553	123.875
4	T	6.0784	10.4300	9.5456	12.6845	11.2277	12.2571	8.4337	12.7403	8.4076	8.3857	9.2404	4.6505	5.7849	4.3282	7.8301
	S	138.419	113.484	98.570	132.391	90.482	92.395	90.788	105.374	133.240	142.613	87.880	103.655	90.754	102.079	123.997
5	T	6.0318	10.3260	9.9138	12.7092	11.4840	12.8340	8.7684	13.1337	8.8020	8.6046	9.1426	4.3267			7.9633
	S	139.488	114.627	94.909	132.134	88.463	88.242	87.323	102.218	127.270	138.985	88.820	111.412			121.923
6	T	6.2128	10.8736	9.7511	12.8853	12.9119	12.7687	8.7108	12.7074	8.3607	8.3186	9.8236	4.8777	5.8355	4.3360	7.8975
	S	135.424	108.854	96.493	130.328	78.680	88.693	87.900	105.647	133.987	143.763	82.663	98.826	89.967	101.895	122.939
7	T	6.1931	10.9752	9.6677	12.6112	11.4738	12.4145	8.3448	12.5201	8.3875	8.4065	9.1297	4.3374	5.6413	4.2988	7.9042
	S	135.855	107.846	97.325	133.161	88.542	91.224	91.756	107.228	133.559	142.260	88.945	111.137	93.064	102.777	122.835
8	T	6.1718	10.2591	9.4377	12.8353	11.1688	12.1256	8.3518	12.5317	8.3590	8.3451	9.1281	4.3197	5.6543	4.3294	7.8330
	S	136.324	115.374	99.697	130.836	90.960	93.397	91.679	107.128	134.015	143.307	88.961	111.592	92.850	102.051	123.951
9	T	6.0777	10.2975	9.4805	12.7017	11.2465	12.3191	8.3834	12.5887	8.3710	8.3370	9.1611	4.5568	5.9153	4.3262	7.7787
	S	138.435	114.944	99.247	132.212	90.331	91.930	91.333	106.643	133.822	143.446	88.641	105.786	88.753	102.126	124.816
10	T	5.9846	10.5497	9.9296	12.9743	11.4433	12.3427	8.4056	12.5051	8.3732	8.3845	9.0538	4.3285	5.5732	4.2796	7.9139
	S	140.588	112.196	94.758	129.434	88.778	91.755	91.092	107.356	133.787	142.633	89.691	111.365	94.201	103.238	122.684
11	T	6.1584	10.3214	9.5816	12.9188	11.1545	12.0957	8.3787	12.4979	8.3848	8.3761	9.1459	4.3110	5.6480	4.3350	7.8835
	S	136.620	114.678	98.200	129.990	91.076	93.628	91.384	107.418	133.602	142.776	88.788	111.818	92.953	101.919	123.157
12	T	6.1000	10.2058	9.6319	12.8304	11.0888	12.1488	8.3500	12.5298	8.3432	8.3186	9.3369	4.3582	5.6523	4.3267	7.8506
	S	137.928	115.977	97.687	130.886	91.616	93.219	91.698	107.145	134.268	143.763	86.972	110.607	92.883	102.114	123.673
13	T	6.5959	13.4735	11.8452	15.2563	15.1709	15.9379	10.9665	15.9326							
	S	127.559	87.849	79.434	110.074	66.964	71.057	69.820	84.261							

Event: Cooper Tires USF2000 GP of Road America

Round 6 / 7

Track: Road America

4.014 mile(s)

Report: Section Data Report

USF2000 Championship

Session: Race 2

June 23, 2019



Section Data for Car 3 - Gold, Reece (R)

Lap	T/SLap	PO to SF
1	T 139.3715	234.6604
	S 103.683	57.992
2	T 133.4239	
	S 108.304	
3	T 133.7197	
	S 108.065	
4	T 132.0247	
	S 109.452	
5	T 134.2799	
	S 107.614	
6	T 136.2712	
	S 106.041	
7	T 132.3058	
	S 109.220	
8	T 130.8504	
	S 110.435	
9	T 131.5412	
	S 109.855	
10	T 132.0416	
	S 109.438	
11	T 131.1913	
	S 110.148	
12	T 131.0720	
	S 110.248	
13	T	
	S	

Event: Cooper Tires USF2000 GP of Road America

Round 6 / 7

Track: Road America

4.014 mile(s)



Report: Section Data Report

USF2000 Championship

Session: Race 2

June 23, 2019

Section Data for Car 36 - Siegel, Nolan (R)

Lap	T/SF to I1	I1 to I2	I2 to I3	I3 to I4	I4 to I5	I5 to I6	I6 to I7	I7 to I8	I8 to I9	I9 to I10	I10 to I11	I11 to I12	I12 to I13	I13 to I14	I14 to SF	
1	T	7.1640	12.2753	10.8292	12.8577	12.4986	13.2019	9.6604	13.1243	8.5433	8.5251	9.8462	4.4756	5.7822	4.4242	8.0262
	S	117.443	96.424	86.886	130.608	81.282	85.783	79.260	102.291	131.123	140.281	82.473	107.705	90.796	99.864	120.967
2	T	6.2541	10.7276	9.9831	13.0383	11.3083	12.3280	8.7136	12.7543	8.4701	8.4633	9.5088	4.3794	5.7505	4.3991	7.9954
	S	134.530	110.336	94.250	128.799	89.837	91.864	87.872	105.259	132.257	141.305	85.399	110.071	91.296	100.434	121.433
3	T	6.2468	10.5942	9.8404	12.9008	11.2368	12.3279	8.7158	12.6842	8.4238	8.3757	10.9398	4.5826	5.7519	4.3748	8.0128
	S	134.687	111.725	95.617	130.172	90.409	91.865	87.850	105.840	132.984	142.783	74.229	105.190	91.274	100.992	121.170
4	T	6.2529	10.5048	9.7366	13.0205	11.2070	12.1942	8.6117	12.6326	8.4936	8.4562	9.6978	4.4065	5.7250	4.3703	8.0061
	S	134.556	112.676	96.636	128.975	90.650	92.872	88.912	106.273	131.891	141.424	83.735	109.394	91.703	101.096	121.271
5	T	6.2335	10.5733	9.7729	13.0235	11.2062	12.1208	8.4711	12.6381	8.4693	8.4209	9.3286	4.3501	5.7461	4.3618	7.9941
	S	134.975	111.946	96.277	128.945	90.656	93.434	90.388	106.226	132.269	142.017	87.049	110.812	91.366	101.293	121.453
6	T	6.2355	10.4247	9.6681	12.9877	11.2246	12.1174	8.6464	12.7105	8.4229	8.3961	9.4118	4.3818	5.9396	4.3401	7.8942
	S	134.931	113.542	97.321	129.301	90.507	93.461	88.555	105.621	132.998	142.436	86.280	110.011	88.390	101.799	122.990
7	T	6.1398	10.9315	9.7546	12.7849	11.2824	12.6170	8.5308	12.8725	8.4264	8.3565	9.2905	4.3444	5.6908	4.3813	7.9183
	S	137.034	108.278	96.458	131.352	90.044	89.760	89.755	104.292	132.943	143.111	87.406	110.958	92.254	100.842	122.616
8	T	6.1427	10.4244	9.5698	12.8464	11.3110	12.0706	8.3557	12.7361	8.4279	8.3430	9.4134	4.3747	5.6625	4.3519	7.9453
	S	136.970	113.545	98.321	130.723	89.816	93.823	91.636	105.409	132.919	143.343	86.265	110.189	92.715	101.523	122.199
9	T	6.1852	10.3672	9.7176	12.9530	11.3734	12.0589	8.3552	12.5838	8.4518	8.4155	9.6186	4.3955	5.6267	4.3241	7.9533
	S	136.029	114.171	96.825	129.647	89.323	93.914	91.641	106.685	132.543	142.108	84.424	109.668	93.305	102.176	122.076
10	T	6.2037	10.3452	9.6224	12.9173	11.0798	12.0360	8.4344	12.9346	8.5517	8.5553	9.3151	4.3593	5.6908	4.3015	7.9705
	S	135.623	114.414	97.783	130.005	91.690	94.093	90.781	103.791	130.995	139.786	87.175	110.579	92.254	102.713	121.813
11	T	6.2224	10.4134	9.7548	13.0203	11.3073	12.0573	8.3419	12.6764	8.5023	8.5409	9.2841	4.3317	5.6573	4.3256	7.9866
	S	135.215	113.665	96.456	128.977	89.845	93.927	91.787	105.905	131.756	140.021	87.466	111.283	92.800	102.140	121.567
12	T	6.2510	10.4004	9.5941	12.9833	11.0985	12.0495	8.2974	12.7478	8.5516	8.4691	9.1700	4.3473	5.5920	4.3150	7.9588
	S	134.597	113.807	98.072	129.344	91.536	93.987	92.280	105.312	130.996	141.209	88.555	110.884	93.884	102.391	121.992
13	T	6.2123	11.5926	11.2649	14.4078	16.0828	15.5265	11.8080	15.7836							
	S	135.435	102.103	83.526	116.556	63.167	72.940	64.844	85.057							

Event: Cooper Tires USF2000 GP of Road America

Round 6 / 7

Track: Road America

4.014 mile(s)

Report: Section Data Report

USF2000 Championship

Session: Race 2

June 23, 2019



Section Data for Car 36 - Siegel, Nolan (R)

Lap	T/SLap	PO to SF
1	T	141.2342
	S	102.315
2	T	134.0739
	S	107.779
3	T	135.0083
	S	107.033
4	T	133.3158
	S	108.392
5	T	132.7103
	S	108.887
6	T	132.8014
	S	108.812
7	T	133.3217
	S	108.387
8	T	131.9754
	S	109.493
9	T	132.3798
	S	109.159
10	T	132.3176
	S	109.210
11	T	132.4223
	S	109.124
12	T	131.8258
	S	109.617
13	T	
	S	

Event: Cooper Tires USF2000 GP of Road America

Round 6 / 7

Track: Road America

4.014 mile(s)



Report: Section Data Report

USF2000 Championship

Session: Race 2

June 23, 2019

Section Data for Car 40 - Miller, Jack William (R)

Lap	T/SF to I1	I1 to I2	I2 to I3	I3 to I4	I4 to I5	I5 to I6	I6 to I7	I7 to I8	I8 to I9	I9 to I10	I10 to I11	I11 to I12	I12 to I13	I13 to I14	I14 to SF	
1	T	6.8329	12.1913	10.7325	12.8518	11.9733	13.5663	9.1007	13.0103	8.4125	8.4720	9.5801	4.6033	6.0748	4.4415	7.8641
	S	123.134	97.089	87.669	130.668	84.848	83.479	84.134	103.187	133.162	141.160	84.764	104.717	86.423	99.475	123.461
2	T	6.0474	10.6550	9.7951	12.5411	11.6332	12.6296	8.6039	12.7922	8.3847	8.2796	9.7786	4.4288	5.9925	4.4934	7.9961
	S	139.128	111.087	96.059	133.905	87.328	89.670	88.992	104.947	133.604	144.440	83.043	108.843	87.610	98.326	121.423
3	T	6.2367	10.9422	9.8451	12.6880	11.5982	12.4349	8.4288	12.7701	8.3939	8.3433	9.2400	4.3689	5.8144	4.3673	7.8799
	S	134.905	108.172	95.571	132.355	87.592	91.074	90.841	105.128	133.457	143.338	87.884	110.336	90.293	101.165	123.213
4	T	6.1233	10.6251	9.7881	12.8095	12.0744	13.0336	8.4478	12.8450	8.3996	8.3125	10.1153	4.5725	5.8191	4.5251	8.0087
	S	137.404	111.400	96.128	131.099	84.137	86.891	90.637	104.515	133.367	143.869	80.279	105.423	90.220	97.637	121.232
5	T	6.1959	10.4122	9.8031	12.8377	11.2228	12.1795	8.3711	12.6891	8.3653	8.3054	9.3463	4.5864	5.9671	4.3888	7.9280
	S	135.794	113.678	95.981	130.811	90.522	92.984	91.467	105.799	133.914	143.992	86.884	105.103	87.982	100.669	122.466
6	T	6.1600	10.4168	9.5460	12.7113	11.3532	12.5841	8.7234	12.8195	8.3343	8.1967	9.7111	4.6526			8.0266
	S	136.585	113.628	98.566	132.112	89.482	89.995	87.773	104.723	134.412	145.901	83.620	103.608			120.961
7	T	6.1960	10.7719	9.6269	12.8311	11.5246	12.7228	8.4455	12.7814	8.4162	8.3391	9.2292	4.3463	5.7101	4.3818	7.9148
	S	135.791	109.882	97.737	130.879	88.151	89.013	90.662	105.035	133.104	143.410	87.987	110.909	91.942	100.830	122.670
8	T	6.1377	10.3011	9.5684	12.7757	11.1834	12.2656	8.3457	12.7983	8.4489	8.3590	9.2013	4.3248			7.9537
	S	137.081	114.904	98.335	131.446	90.841	92.331	91.746	104.897	132.589	143.068	88.253	111.461			122.070
9	T	6.1634	10.3834	9.6197	12.7913	11.1396	12.2033	8.2981	12.7091	8.4229	8.3853	9.5523	4.4609	5.6160	4.4576	7.9723
	S	136.510	113.993	97.811	131.286	91.198	92.803	92.272	105.633	132.998	142.620	85.010	108.060	93.483	99.116	121.785
10	T	6.1710	10.3015	9.6128	12.8046	11.2049	12.1362	8.3881	12.7479	8.4287	8.3669	9.2179	4.3176	5.7362	4.3409	7.8959
	S	136.342	114.899	97.881	131.150	90.667	93.316	91.282	105.311	132.906	142.933	88.094	111.647	91.524	101.780	122.964
11	T	6.1046	10.4500	9.8050	12.8753	11.2573	12.2188	8.3876	12.6331	8.4280	8.3605	9.1825	4.3115	5.6723	4.3327	7.8743
	S	137.825	113.267	95.962	130.429	90.244	92.685	91.287	106.268	132.917	143.043	88.434	111.805	92.555	101.973	123.301
12	T	6.1019	10.4043	9.5869	12.7356	11.1475	12.2772	8.3892	12.9574	8.4800	8.3959	9.1636	4.3083	5.6842	4.4751	7.9421
	S	137.886	113.764	98.145	131.860	91.133	92.244	91.270	103.609	132.102	142.440	88.616	111.888	92.361	98.728	122.248
13	T	6.1693	12.9443	11.2421	14.3099	15.7665	15.6117	11.6270	16.4324							
	S	136.379	91.441	83.695	117.354	64.435	72.542	65.854	81.698							

Event: Cooper Tires USF2000 GP of Road America

Round 6 / 7

Track: Road America

4.014 mile(s)

Report: Section Data Report

USF2000 Championship

Session: Race 2

June 23, 2019



Section Data for Car 40 - Miller, Jack William (R)

Lap	T/SLap	PO to SF
1	T 139.7074	227.6135
	S 103.433	59.787
2	T 134.0512	
	S 107.798	
3	T 133.3517	
	S 108.363	
4	T 135.4996	
	S 106.645	
5	T 132.5987	
	S 108.978	
6	T 133.5690	
	S 108.187	
7	T 133.2377	
	S 108.456	
8	T 131.6975	
	S 109.724	
9	T 132.1752	
	S 109.328	
10	T 131.6711	
	S 109.746	
11	T 131.8935	
	S 109.561	
12	T 132.0492	
	S 109.432	
13	T	
	S	



Event: Cooper Tires USF2000 GP of Road America

Round 6 / 7

Track: Road America

4.014 mile(s)



Report: Section Data Report

USF2000 Championship

Session: Race 2

June 23, 2019

Section Data for Car 41 - Barrichello, Eduardo (R)

Lap	T/SF to I1	I1 to I2	I2 to I3	I3 to I4	I4 to I5	I5 to I6	I6 to I7	I7 to I8	I8 to I9	I9 to I10	I10 to I11	I11 to I12	I12 to I13	I13 to I14	I14 to SF	
1	T	6.9431	12.1194	10.6410	12.9207	11.6884	13.2442	9.0150	13.0354	8.4459	8.4062	9.7600	4.4511	5.8214	4.3471	7.8970
	S	121.180	97.665	88.423	129.971	86.916	85.509	84.934	102.989	132.636	142.265	83.201	108.298	90.184	101.635	122.947
2	T	6.1332	10.6535	9.8342	12.8414	11.4393	12.4545	8.6620	12.8251	8.3702	8.3583	9.4099	4.4859	6.0698	4.3254	7.8119
	S	137.182	111.103	95.677	130.774	88.809	90.931	88.395	104.678	133.835	143.080	86.297	107.458	86.494	102.145	124.286
3	T	6.0072	10.8014	9.7667	12.6723	11.8547	12.4954	8.5653	12.7261	8.4243	8.4457	9.6448	4.3318	5.5831	4.2626	7.8655
	S	140.059	109.582	96.338	132.519	85.697	90.633	89.393	105.492	132.976	141.600	84.195	111.281	94.034	103.650	123.439
4	T	6.1528	10.3782	9.5817	12.8401	11.1166	12.1735	8.4896	12.6930	8.3700	8.3692	9.3106	4.3783	5.7067	4.3139	7.7951
	S	136.745	114.050	98.199	130.787	91.387	93.030	90.191	105.767	133.838	142.894	87.217	110.099	91.997	102.417	124.554
5	T	6.0234	10.7637	9.6319	12.6552	12.0121	12.6803	8.8987	13.1636	8.5271	8.4199	9.4839	4.3846	5.7198	4.3241	7.8203
	S	139.683	109.966	97.687	132.698	84.574	89.312	86.044	101.986	131.373	142.034	85.624	109.941	91.786	102.176	124.152
6	T	6.0524	10.8068	9.5894	12.6291	11.2597	12.2199	8.4689	12.6100	8.3432	8.3219	9.4971	4.3165	5.7369	4.3105	7.8916
	S	139.013	109.527	98.120	132.972	90.225	92.677	90.411	106.463	134.268	143.706	85.505	111.675	91.513	102.498	123.031
7	T	6.1007	10.6185	9.5777	12.6871	11.3601	12.6372	8.5555	12.5883	8.3777	8.3911	10.2677	4.6759	5.9539	4.4069	7.8348
	S	137.913	111.469	98.240	132.364	89.428	89.616	89.496	106.647	133.715	142.521	79.087	103.091	88.177	100.256	123.923
8	T	6.1549	10.4645	9.7147	12.9401	11.1178	12.0962	8.4726	12.6056	8.4116	8.4142	9.2620	4.3120	5.6533	4.3112	7.9017
	S	136.698	113.110	96.854	129.776	91.377	93.624	90.372	106.500	133.176	142.130	87.675	111.792	92.866	102.481	122.873
9	T	6.1642	10.3594	9.4125	12.8041	11.1070	12.0800	8.3992	12.4488	8.3550	8.3737	9.1428	4.2946	5.5966	4.2515	7.8263
	S	136.492	114.257	99.964	131.155	91.466	93.750	91.161	107.842	134.079	142.817	88.818	112.245	93.807	103.921	124.057
10	T	6.0918	10.4527	9.4985	12.7221	11.2757	12.1342	8.4750	12.6526	8.3696	8.2990	9.4704	4.3482	5.6228	4.2750	7.9350
	S	138.114	113.237	99.059	132.000	90.097	93.331	90.346	106.105	133.845	144.103	85.746	110.861	93.370	103.349	122.358
11	T	6.1904	10.4030	9.6345	12.9304	11.3130	12.4970	8.7061	12.5883	8.4254	8.4711	9.5814	4.4455	5.6003	4.2554	7.9080
	S	135.914	113.778	97.660	129.874	89.800	90.622	87.948	106.647	132.958	141.175	84.752	108.434	93.745	103.825	122.776
12	T	6.1957	10.4225	9.5195	12.8797	11.0353	12.1090	8.3307	12.5391	8.4312	8.4520	9.1719	4.3117	5.5966	4.2937	7.9165
	S	135.798	113.565	98.840	130.385	92.060	93.525	91.911	107.065	132.867	141.494	88.536	111.799	93.807	102.899	122.644
13	T	6.2065	12.5136	11.0285	13.7471	13.9063	13.3971	9.4641	14.1153	9.8571						
	S	135.562	94.588	85.316	122.158	73.054	84.533	80.904	95.110	113.647						

Event: Cooper Tires USF2000 GP of Road America

Round 6 / 7

Track: Road America

4.014 mile(s)

Report: Section Data Report

USF2000 Championship

Session: Race 2

June 23, 2019



Section Data for Car 41 - Barrichello, Eduardo (R)

Lap	T/SLap	PO to SF
1	T 138.7359	232.1705
	S 104.158	58.614
2	T 133.6746	
	S 108.101	
3	T 133.4469	
	S 108.286	
4	T 131.6693	
	S 109.748	
5	T 134.5086	
	S 107.431	
6	T 132.0539	
	S 109.428	
7	T 134.0331	
	S 107.812	
8	T 131.8324	
	S 109.612	
9	T 130.6157	
	S 110.633	
10	T 131.6226	
	S 109.787	
11	T 132.9498	
	S 108.691	
12	T 131.2051	
	S 110.136	
13	T	
	S	

Event: Cooper Tires USF2000 GP of Road America  
Track: Road America  
Report: Section Data Report  
Session: Race 2

Round 6 / 7  
4.014 mile(s)  
USF2000 Championship  
June 23, 2019



Section Data for Car 52 - Crawford, Jak (R)

Lap	T/SF to I1	I1 to I2	I2 to I3	I3 to I4	I4 to I5	I5 to I6	I6 to I7	I7 to I8	I8 to I9	I9 to I10	I10 to I11	I11 to I12	I12 to I13	I13 to I14	I14 to SF	
1	T	6.9704	12.1197	10.6467	12.8581	11.8573	13.1393	8.9943	12.9023	8.4860	8.5093	9.4482	4.4672	5.7930	4.3417	7.9032
	S	120.705	97.662	88.376	130.604	85.678	86.192	85.130	104.051	132.009	140.541	85.947	107.908	90.627	101.762	122.850
2	T	6.1596	10.6216	9.8408	12.7070	11.5008	12.5737	8.8446	12.9870	8.4122	8.3526	9.4914	4.6061	5.9541	4.3251	7.8773
	S	136.594	111.437	95.613	132.157	88.334	90.069	86.571	103.373	133.167	143.178	85.556	104.654	88.175	102.152	123.254
3	T	6.1229	10.5367	9.6742	12.7588	11.3240	12.3297	8.6192	12.6395	8.4289	8.4115	9.3319	4.3371	5.6510	4.3218	7.8965
	S	137.413	112.335	97.260	131.620	89.713	91.851	88.834	106.215	132.903	142.175	87.018	111.145	92.904	102.230	122.954
4	T	6.1666	10.4019	9.5179	12.7838	11.1880	12.3988	8.9533	12.7432	8.4219	8.3851	9.7773	4.3472	5.6873	4.2714	7.8670
	S	136.439	113.790	98.857	131.363	90.803	91.339	85.520	105.350	133.014	142.623	83.054	110.886	92.311	103.436	123.415
5	T	6.1933	10.6981	9.5987	12.8978	11.4887	12.7990	9.0125	13.2225	8.5191	8.4183	9.4487	4.3349	5.6636	4.3666	7.9209
	S	135.851	110.640	98.025	130.202	88.427	88.483	84.958	101.531	131.496	142.061	85.943	111.201	92.697	101.181	122.576
6	T	6.1667	10.5645	9.5308	12.8202	11.2338	12.1416	8.4537	12.5322	8.4404	8.4892	9.2963	4.3445	5.6564	4.2949	7.9672
	S	136.437	112.039	98.723	130.990	90.433	93.274	90.574	107.124	132.722	140.874	87.351	110.955	92.815	102.870	121.863
7	T	6.2650	10.5333	9.4265	12.9479	11.3396	12.4328	8.4644	12.4512	8.4523	8.5273	9.2013	4.3725	5.5111	4.2728	7.9633
	S	134.296	112.371	99.815	129.698	89.589	91.090	90.459	107.821	132.535	140.245	88.253	110.245	95.262	103.402	121.923
8	T	6.2806	10.2315	9.5441	12.9473	11.1738	12.2108	8.4647	12.4139	8.4553	8.5066	9.0800	4.3349	5.4576	4.2556	7.9510
	S	133.962	115.686	98.585	129.704	90.919	92.746	90.456	108.145	132.488	140.586	89.432	111.201	96.196	103.820	122.112
9	T	6.2579	10.2032	9.4535	12.9132	11.1529	12.2029	8.3658	12.4774	8.4489	8.4953	9.1556	4.3331	5.5517	4.3168	7.9914
	S	134.448	116.006	99.530	130.047	91.089	92.806	91.525	107.595	132.589	140.773	88.694	111.247	94.566	102.349	121.494
10	T	6.2725	10.2204	9.5280	12.9579	11.0532	12.1330	8.3346	12.4497	8.4552	8.4978	9.1484	4.3466	5.5271	4.2965	7.9904
	S	134.135	115.811	98.752	129.598	91.911	93.340	91.868	107.834	132.490	140.732	88.764	110.902	94.987	102.832	121.509
11	T	6.2669	10.2808	9.7634	12.9891	11.1294	12.2206	8.3714	12.4561	8.4752	8.5045	9.2264	4.3421	5.5635	4.2915	7.9572
	S	134.255	115.131	96.371	129.287	91.282	92.671	91.464	107.779	132.177	140.621	88.013	111.017	94.365	102.952	122.016
12	T	6.2415	10.3532	9.4928	12.9557	11.1223	12.1871	8.3720	12.5058	8.4968	8.5420	9.1716	4.3328	5.5775	4.3167	7.9686
	S	134.802	114.326	99.118	129.620	91.340	92.926	91.457	107.350	131.841	140.003	88.539	111.255	94.128	102.351	121.842
13	T	6.6875	13.7601	11.3875	13.4782	13.2139	13.7902	9.4323	14.2093	10.3048						
	S	125.811	86.019	82.626	124.595	76.882	82.124	81.177	94.480	108.709						

Event: Cooper Tires USF2000 GP of Road America

Round 6 / 7

Track: Road America

4.014 mile(s)

Report: Section Data Report

USF2000 Championship

Session: Race 2

June 23, 2019



Section Data for Car 52 - Crawford, Jak (R)

Lap	T/SLap	PO to SF
1	T 138.4367	240.6622
	S 104.383	56.546
2	T 134.2539	
	S 107.635	
3	T 132.3837	
	S 109.155	
4	T 132.9107	
	S 108.723	
5	T 134.5827	
	S 107.372	
6	T 131.9324	
	S 109.529	
7	T 132.1613	
	S 109.339	
8	T 131.3077	
	S 110.050	
9	T 131.3196	
	S 110.040	
10	T 131.2113	
	S 110.131	
11	T 131.8381	
	S 109.607	
12	T 131.6364	
	S 109.775	
13	T	
	S	

Event: Cooper Tires USF2000 GP of Road America  
Track: Road America  
Report: Section Data Report  
Session: Race 2

Round 6 / 7  
4.014 mile(s)  
USF2000 Championship  
June 23, 2019



Section Data for Car 6 - Rasmussen, Christian (R)

Lap	T/SF to I1	I1 to I2	I2 to I3	I3 to I4	I4 to I5	I5 to I6	I6 to I7	I7 to I8	I8 to I9	I9 to I10	I10 to I11	I11 to I12	I12 to I13	I13 to I14	I14 to SF	
1	T	6.9183	11.5741	10.3337	13.0595	11.7708	12.6970	8.6629	12.5564	8.3764	8.3625	9.7310	4.7968	5.9436	4.3809	7.8743
	S	121.614	102.266	91.052	128.590	86.308	89.194	88.386	106.918	133.736	143.009	83.449	100.493	88.330	100.851	123.301
2	T	6.1213	10.9222	9.9702	12.7312	11.7328	12.5459	8.5133	12.5777	8.3218	8.2266	9.7295	4.4946	5.7033	4.3291	7.8479
	S	137.449	108.370	94.372	131.906	86.587	90.269	89.939	106.737	134.614	145.371	83.462	107.250	92.052	102.058	123.716
3	T	6.0877	10.7961	9.8501	12.7688	11.2970	12.4920	8.4795	12.4302	8.4119	8.4229	9.3436	4.3370	5.5811	4.2894	7.8848
	S	138.207	109.636	95.523	131.517	89.927	90.658	90.298	108.003	133.172	141.983	86.909	111.147	94.067	103.002	123.137
4	T	6.1838	10.4803	9.7424	13.0704	11.4358	12.3144	8.4282	12.3631	8.4094	8.4176	9.2275	4.3367	5.5202	4.2948	7.9082
	S	136.059	112.939	96.579	128.483	88.836	91.966	90.848	108.589	133.211	142.072	88.003	111.155	95.105	102.873	122.772
5	T	6.1881	10.3507	9.4583	12.8291	11.0591	12.0546	8.3411	12.3839	8.4203	8.4097	9.4434	4.3677			7.9863
	S	135.965	114.353	99.480	130.899	91.862	93.948	91.796	108.407	133.039	142.206	85.991	110.366			121.572
6	T	6.2446	10.5486	9.6428	12.7351	11.0635	12.1430	8.3710	12.4135	8.3379	8.3293	9.3003	4.3477	5.6026	4.3374	7.8645
	S	134.735	112.208	97.576	131.865	91.825	93.264	91.468	108.148	134.354	143.579	87.314	110.874	93.706	101.862	123.455
7	T	6.1005	10.3029	9.4873	12.6927	11.1767	12.0591	8.2960	12.3724	8.4208	8.4279	9.2430	4.3582	5.6051	4.3161	7.9259
	S	137.917	114.884	99.176	132.306	90.895	93.912	92.295	108.508	133.031	141.899	87.855	110.607	93.665	102.365	122.498
8	T	6.1998	10.4902	9.7331	13.0278	11.6165	12.3063	8.4228	12.4568	8.3153	8.1963	9.3437	4.3909			7.8441
	S	135.708	112.833	96.671	128.903	87.454	92.026	90.906	107.772	134.719	145.908	86.908	109.783			123.776
9	T	6.0460	10.3725	9.5234	12.6339	16.7125	12.1572	8.2792	12.3167	8.3715	8.4192	9.1912	4.3354	5.5151	4.2799	7.9007
	S	139.160	114.113	98.800	132.922	60.787	93.155	92.483	108.998	133.814	142.045	88.350	111.188	95.193	103.231	122.889
10	T	6.1903	10.3353	9.4740	12.8466	10.9947	11.9911	8.2687	12.3689	8.3745	8.3755	9.1082	4.3308	5.5035	4.2787	7.8929
	S	135.916	114.524	99.315	130.721	92.400	94.445	92.600	108.538	133.766	142.787	89.155	111.306	95.394	103.260	123.010
11	T	6.1804	10.3108	10.1063	13.2232	11.0193	12.0819	8.3334	12.4242	8.4338	8.4316	9.2264	4.3224	5.5162	4.2260	7.8414
	S	136.134	114.796	93.101	126.998	92.194	93.735	91.881	108.055	132.826	141.837	88.013	111.523	95.174	104.548	123.818
12	T	6.1481	10.3393	9.6004	13.0783	11.1334	12.0516	8.3105	12.4108	8.4091	8.4597	9.1931	4.3192	5.5612	4.2923	7.8949
	S	136.849	114.479	98.007	128.405	91.249	93.971	92.134	108.172	133.216	141.365	88.332	111.605	94.404	102.933	122.979
13	T	6.5469	13.1422	11.1422	16.0027	13.8864	13.9121	9.2636	14.6638	10.5488						
	S	128.513	90.064	84.446	104.940	73.159	81.404	82.655	91.552	106.195						

Event: Cooper Tires USF2000 GP of Road America

Round 6 / 7

Track: Road America

4.014 mile(s)

Report: Section Data Report

USF2000 Championship

Session: Race 2

June 23, 2019



Section Data for Car 6 - Rasmussen, Christian (R)

Lap	T/S Lap	PO to SF
1	T 137.0382	248.3181
	S 105.448	54.802
2	T 133.7674	
	S 108.026	
3	T 132.4721	
	S 109.083	
4	T 132.1328	
	S 109.363	
5	T 131.1972	
	S 110.143	
6	T 131.2818	
	S 110.072	
7	T 130.7846	
	S 110.490	
8	T 132.2926	
	S 109.231	
9	T 136.0544	
	S 106.210	
10	T 130.3337	
	S 110.872	
11	T 131.6773	
	S 109.741	
12	T 131.2019	
	S 110.139	
13	T	
	S	

Event: Cooper Tires USF2000 GP of Road America

Round 6 / 7

Track: Road America

4.014 mile(s)



Report: Section Data Report

USF2000 Championship

Session: Race 2

June 23, 2019

Section Data for Car 7 - Bogle, Christian (R)

Lap	T/SF to I1	I1 to I2	I2 to I3	I3 to I4	I4 to I5	I5 to I6	I6 to I7	I7 to I8	I8 to I9	I9 to I10	I10 to I11	I11 to I12	I12 to I13	I13 to I14	I14 to SF	
1	T	7.0484	12.3703	11.0002	12.8684	12.7512	12.9247	9.6223	13.1863	8.6718	8.5455	10.1300	4.6205	5.8854	4.4544	8.0739
	S	119.369	95.684	85.536	130.499	79.672	87.623	79.574	101.810	129.180	139.946	80.162	104.328	89.204	99.187	120.253
2	T	6.2496	10.7535	9.9897	13.0274	11.3769	12.4933	8.6711	12.8811	8.5111	8.4543	9.8945	4.7033	5.8967	4.3624	7.9697
	S	134.627	110.070	94.188	128.907	89.296	90.649	88.303	104.222	131.620	141.456	82.070	102.491	89.033	101.279	121.825
3	T	6.1961	10.6558	9.7661	12.9702	11.4969	12.5026	8.5905	12.8197	8.5163	8.4770	9.4344	4.3855	5.9376	4.3777	8.0012
	S	135.789	111.079	96.344	129.475	88.364	90.581	89.131	104.722	131.539	141.077	86.073	109.918	88.420	100.925	121.345
4	T	6.2312	10.5566	9.7082	12.9817	11.3064	12.3338	8.5905	12.7336	8.4949	8.5486	9.2667	4.3435	5.7763	4.3570	8.0010
	S	135.024	112.123	96.919	129.360	89.853	91.821	89.131	105.430	131.871	139.895	87.630	110.981	90.889	101.404	121.348
5	T	6.2296	10.6352	9.6522	13.0270	11.2582	12.3060	8.4803	12.6602	8.4696	8.4802	9.3349	4.3603	5.7661	4.3312	7.9955
	S	135.059	111.294	97.481	128.911	90.237	92.028	90.289	106.041	132.264	141.024	86.990	110.553	91.049	102.008	121.432
6	T	6.2497	10.7147	9.6145	12.9921	11.3593	12.2792	8.5667	12.7406	8.5403	8.5091	9.2963	4.3687	5.7537	4.3374	7.9957
	S	134.625	110.468	97.864	129.257	89.434	92.229	89.379	105.372	131.170	140.545	87.351	110.341	91.246	101.862	121.429
7	T	6.2324	10.5999	9.5962	13.0338	11.2680	12.3838	8.5840	12.6461	8.5167	8.5067	9.3398	4.4266	5.8008	4.4042	8.0390
	S	134.998	111.665	98.050	128.843	90.159	91.450	89.199	106.159	131.533	140.584	86.945	108.897	90.505	100.317	120.775
8	T	6.2557	10.6967	9.7484	13.2023	11.4703	12.3493	8.5096	12.8292	8.5244	8.5321	9.2640	4.3723	5.7470	4.3733	8.0276
	S	134.496	110.654	96.519	127.199	88.569	91.706	89.979	104.644	131.414	140.166	87.656	110.250	91.352	101.026	120.946
9	T	6.2624	10.6438	9.5834	12.9885	11.9918	12.3403	8.5071	12.7244	8.5460	8.5613	9.3965	4.3987	5.7292	4.3378	8.0340
	S	134.352	111.204	98.181	129.293	84.717	91.772	90.005	105.506	131.082	139.688	86.420	109.588	91.636	101.853	120.850
10	T	6.2894	10.7732	9.5853	13.0391	11.2596	12.2000	8.4897	12.8389	8.5591	8.5937	9.2921	4.3900	5.8543	4.4109	8.0621
	S	133.775	109.869	98.162	128.791	90.226	92.828	90.190	104.565	130.881	139.161	87.391	109.805	89.678	100.165	120.429
11	T	6.2602	10.6179	9.6935	13.1672	11.3451	12.3595	8.5566	12.7661	8.5400	8.5687	9.5140	4.3924	5.6678	4.3279	8.0056
	S	134.399	111.476	97.066	127.538	89.546	91.630	89.484	105.161	131.174	139.567	85.353	109.745	92.629	102.086	121.279
12	T	6.2647	10.8124	9.5055	13.0162	11.3511	12.2529	8.3253	12.6850	8.5553	8.5653	9.3738	4.4810	5.7558	4.3669	8.0331
	S	134.302	109.470	98.986	129.018	89.499	92.427	91.970	105.834	130.940	139.623	86.629	107.575	91.212	101.174	120.864
13	T	6.2624	11.0862	9.9886	13.1992	12.2415	13.5791	11.5756	15.5443							
	S	134.352	106.767	94.198	127.229	82.989	83.400	66.146	86.366							

Event: Cooper Tires USF2000 GP of Road America

Round 6 / 7

Track: Road America

4.014 mile(s)

Report: Section Data Report

USF2000 Championship



Session: Race 2

June 23, 2019

Section Data for Car 7 - Bogle, Christian (R)

Lap	T/SLap	PO to SF
1	T 142.1533	226.5396
	S 101.654	60.071
2	T 135.2346	
	S 106.854	
3	T 134.1276	
	S 107.736	
4	T 133.2300	
	S 108.462	
5	T 132.9865	
	S 108.661	
6	T 133.3180	
	S 108.390	
7	T 133.3780	
	S 108.342	
8	T 133.9022	
	S 107.918	
9	T 134.0452	
	S 107.802	
10	T 133.6374	
	S 108.131	
11	T 133.7825	
	S 108.014	
12	T 133.3443	
	S 108.369	
13	T	
	S	



Event: Cooper Tires USF2000 GP of Road America  
Track: Road America  
Report: Section Data Report  
Session: Race 2

Round 6 / 7  
4.014 mile(s)  
USF2000 Championship  
June 23, 2019



Section Data for Car 73 - Shields, Cameron (R)

Lap	T/SF to I1	I1 to I2	I2 to I3	I3 to I4	I4 to I5	I5 to I6	I6 to I7	I7 to I8	I8 to I9	I9 to I10	I10 to I11	I11 to I12	I12 to I13	I13 to I14	I14 to SF	
1	T	6.9665	11.8218	10.6674	12.8236	11.9715	13.1409	9.0884	12.9460	8.4382	8.4362	9.5842	4.4043	5.9405	4.3373	7.9175
	S	120.773	100.123	88.204	130.955	84.861	86.181	84.248	103.700	132.757	141.759	84.728	109.449	88.376	101.865	122.628
2	T	6.1651	10.5232	9.7874	12.7538	11.3827	12.6391	8.8171	12.8984	8.4510	8.3603	9.5501	4.4578	6.0756	4.3129	7.8574
	S	136.472	112.479	96.135	131.672	89.250	89.603	86.841	104.083	132.556	143.046	85.030	108.135	86.411	102.441	123.566
3	T	6.0824	10.6761	9.6795	12.7723	11.2609	12.3778	8.6444	12.6041	8.3724	8.3027	9.6035	4.3515	5.6792	4.3096	7.8948
	S	138.328	110.868	97.206	131.481	90.216	91.494	88.575	106.513	133.800	144.039	84.557	110.777	92.443	102.520	122.981
4	T	6.1582	10.3347	9.5064	12.7518	11.1660	12.3145	8.9445	12.7874	8.3889	8.2507	10.0436	4.4086	5.8515	4.3179	7.8467
	S	136.625	114.530	98.976	131.693	90.982	91.965	85.604	104.986	133.537	144.946	80.852	109.342	89.721	102.322	123.735
5	T	6.0393	10.5911	9.8834	12.9011	11.6399	12.7906	8.8553	12.9990	9.0289	8.7026	9.2819	4.3341	5.6816	4.3172	7.8646
	S	139.315	111.758	95.201	130.169	87.278	88.542	86.466	103.277	124.071	137.420	87.487	111.222	92.404	102.339	123.453
6	T	6.1230	10.5165	9.6008	12.8653	11.1708	12.1056	8.4219	12.5017	8.4143	8.3799	9.2181	4.3178	5.7323	4.2952	7.8648
	S	137.410	112.550	98.003	130.531	90.943	93.552	90.916	107.385	133.134	142.712	88.092	111.641	91.586	102.863	123.450
7	T	6.1431	10.5513	9.6230	12.7394	11.2181	12.6522	8.5528	12.5995	8.3528	8.3165	9.6802	4.4351	5.7191	4.2936	7.9728
	S	136.961	112.179	97.777	131.821	90.560	89.510	89.524	106.552	134.114	143.800	83.887	108.689	91.798	102.902	121.778
8	T	6.2817	10.3037	9.4646	13.0002	11.0742	12.1730	8.4631	12.4305	8.4790	8.5137	9.2024	4.3429	5.5468	4.2833	7.9697
	S	133.939	114.875	99.414	129.176	91.737	93.034	90.473	108.000	132.118	140.469	88.243	110.996	94.649	103.149	121.825
9	T	6.2675	10.2736	9.4351	12.9901	11.1075	12.1739	8.4604	12.4298	8.4546	8.5111	9.1696	4.3604	5.5107	4.2844	7.9791
	S	134.242	115.211	99.724	129.277	91.462	93.027	90.502	108.007	132.499	140.512	88.558	110.551	95.269	103.123	121.682
10	T	6.2892	10.3635	9.4761	12.9438	11.2146	12.1085	8.4473	12.4568	8.4617	8.5311	9.8512	4.3606	5.6659	4.2909	7.9066
	S	133.779	114.212	99.293	129.739	90.588	93.529	90.642	107.772	132.388	140.182	82.431	110.546	92.660	102.966	122.797
11	T	6.1590	10.4273	9.6239	12.7783	11.3005	12.4769	8.7322	12.6259	8.3900	8.3794	9.5809	4.6635	5.9502	4.4095	7.8384
	S	136.607	113.513	97.768	131.420	89.899	90.768	87.685	106.329	133.519	142.720	84.757	103.366	88.232	100.197	123.866
12	T	6.0646	10.5879	9.5347	12.6911	11.1564	12.2797	8.4943	12.5622	8.3833	8.3762	9.1993	4.3368	5.5796	4.2950	7.8940
	S	138.734	111.791	98.683	132.323	91.061	92.225	90.141	106.868	133.626	142.775	88.273	111.152	94.093	102.868	122.993
13	T	6.8897	13.4883	11.6199	15.1813	15.1712	16.0871	11.0012	15.9098							
	S	122.119	87.753	80.974	110.618	66.963	70.398	69.600	84.382							

Event: Cooper Tires USF2000 GP of Road America

Round 6 / 7

Track: Road America

4.014 mile(s)

Report: Section Data Report

USF2000 Championship

Session: Race 2

June 23, 2019



Section Data for Car 73 - Shields, Cameron (R)

Lap	T/SLap	PO to SF
1	T	138.4843 237.4931
	S	104.347 57.300
2	T	134.0319
	S	107.813
3	T	132.6112
	S	108.968
4	T	133.0714
	S	108.591
5	T	134.9106
	S	107.111
6	T	131.5280
	S	109.866
7	T	132.8495
	S	108.773
8	T	131.5288
	S	109.865
9	T	131.4078
	S	109.966
10	T	132.3678
	S	109.169
11	T	133.3359
	S	108.376
12	T	131.4351
	S	109.943
13	T	
	S	

Event: Cooper Tires USF2000 GP of Road America  
Track: Road America  
Report: Section Data Report  
Session: Race 2

Round 6 / 7  
4.014 mile(s)  
USF2000 Championship  
June 23, 2019



Section Data for Car 8 - Eves, Braden (R)

Lap	T/SF to I1	I1 to I2	I2 to I3	I3 to I4	I4 to I5	I5 to I6	I6 to I7	I7 to I8	I8 to I9	I9 to I10	I10 to I11	I11 to I12	I12 to I13	I13 to I14	I14 to SF	
1	T	6.9552	11.3882	10.2339	12.8070	11.5649	12.9177	8.7428	12.7602	8.3821	8.3754	9.8305	4.8033	5.9758	4.3248	7.8389
	S	120.969	103.935	91.940	131.125	87.844	87.670	87.579	105.210	133.645	142.788	82.605	100.357	87.854	102.159	123.858
2	T	6.1204	10.5871	9.8807	12.9053	11.3264	12.4452	8.6351	12.5695	8.4076	8.4520	9.3143	4.3506	5.7442	4.2785	7.9623
	S	137.469	111.800	95.227	130.126	89.694	90.999	88.671	106.806	133.240	141.494	87.183	110.800	91.397	103.265	121.938
3	T	6.2663	10.6324	9.7249	12.8531	11.1976	12.2449	8.5369	12.4748	8.4086	8.4799	9.2320	4.3218	5.6721	4.2751	7.9138
	S	134.268	111.324	96.753	130.655	90.726	92.487	89.691	107.617	133.224	141.029	87.960	111.538	92.558	103.347	122.686
4	T	6.2373	10.4585	9.5938	12.8309	11.1199	12.1414	8.4700	12.4134	8.4054	8.4530	9.1772	4.3157	5.6213	4.2718	7.9104
	S	134.892	113.175	98.075	130.881	91.360	93.276	90.399	108.149	133.275	141.477	88.485	111.696	93.395	103.427	122.738
5	T	6.2300	10.3479	9.5700	12.8621	10.9948	12.0368	8.4465	12.3775	8.3986	8.4411	9.1283	4.3270	5.5886	4.2478	7.8935
	S	135.050	114.384	98.319	130.563	92.399	94.086	90.651	108.463	133.383	141.677	88.959	111.404	93.941	104.011	123.001
6	T	6.2321	10.3342	9.4809	12.8405	11.0410	12.0446	8.3892	12.4059	8.3832	8.4670	9.1128	4.3228	5.5698	4.2352	7.8883
	S	135.005	114.536	99.243	130.783	92.012	94.026	91.270	108.215	133.628	141.244	89.110	111.512	94.258	104.321	123.082
7	T	6.2322	10.3611	9.5173	12.8297	11.0968	12.0827	8.3511	12.4013	8.3967	8.4431	9.1043	4.3232	5.5511	4.2569	7.8832
	S	135.003	114.238	98.863	130.893	91.550	93.729	91.686	108.255	133.413	141.643	89.194	111.502	94.576	103.789	123.162
8	T	6.2083	10.3493	9.5149	12.8483	11.0594	12.0191	8.3502	12.3889	8.3934	8.4440	9.0495	4.2915	5.6184	4.2396	7.8620
	S	135.522	114.369	98.888	130.704	91.859	94.225	91.696	108.363	133.465	141.628	89.734	112.326	93.443	104.212	123.494
9	T	6.2011	10.2211	9.4338	12.7941	11.0123	12.0968	8.3699	12.3709	8.3893	8.4416	9.0819	4.3102	5.5781	4.2303	7.8773
	S	135.680	115.803	99.738	131.257	92.252	93.620	91.480	108.521	133.530	141.669	89.414	111.838	94.118	104.441	123.254
10	T	6.2077	10.3924	9.4666	12.8150	11.0734	12.0630	8.3943	12.3924	8.3731	8.4373	9.0956	4.3091	5.6219	4.2533	7.8927
	S	135.535	113.894	99.393	131.043	91.743	93.882	91.214	108.333	133.789	141.741	89.279	111.867	93.385	103.877	123.014
11	T	6.2069	10.2947	9.4886	12.8243	11.0087	12.0803	8.3776	12.4393	8.4055	8.4588	9.1032	4.3036	5.6621	4.2565	7.8832
	S	135.553	114.975	99.162	130.948	92.282	93.748	91.396	107.924	133.273	141.380	89.204	112.010	92.722	103.798	123.162
12	T	6.1885	10.3505	9.5696	12.8537	11.0648	12.0985	8.4755	12.4463	8.4692	8.5254	9.2567	4.3937	5.7596	4.2771	7.9459
	S	135.956	114.355	98.323	130.649	91.815	93.607	90.341	107.863	132.271	140.276	87.725	109.713	91.152	103.299	122.190
13	T	8.8883	12.2487	11.7601	16.8253	13.9532	13.6018	9.9400	14.3126	9.7891	10.8240					
	S	94.660	96.634	80.009	99.809	72.808	83.261	77.030	93.798	114.436	110.487					

Event: Cooper Tires USF2000 GP of Road America

Round 6 / 7

Track: Road America

4.014 mile(s)

Report: Section Data Report

USF2000 Championship

Session: Race 2

June 23, 2019



Section Data for Car 8 - Eves, Braden (R)

Lap	T/SLap	PO to SF
1	T 136.9007	248.8055
	S 105.554	54.695
2	T 132.9792	
	S 108.667	
3	T 132.2342	
	S 109.279	
4	T 131.4200	
	S 109.956	
5	T 130.8905	
	S 110.401	
6	T 130.7475	
	S 110.521	
7	T 130.8307	
	S 110.451	
8	T 130.6368	
	S 110.615	
9	T 130.4087	
	S 110.809	
10	T 130.7878	
	S 110.487	
11	T 130.7933	
	S 110.483	
12	T 131.6750	
	S 109.743	
13	T	
	S	

**Event:** Cooper Tires USF2000 GP of Road America  
**Track:** Road America  
**Report:** Section Data Report  
**Session:** Race 2

**Round 6 / 7**  
**4.014 mile(s)**








**USF2000 Championship**  
**June 23, 2019**

**Section Data for Car**

**Report Support Information**

Section Legend	
Name	Length
SF to I1	0.233712 miles
I1 to I2	0.328788 miles
I2 to I3	0.261364 miles
I3 to I4	0.466477 miles
I4 to I5	0.282197 miles
I5 to I6	0.314583 miles
I6 to I7	0.212689 miles
I7 to I8	0.372917 miles
I8 to I9	0.311174 miles
I9 to I10	0.332197 miles
I10 to I11	0.225568 miles
I11 to I12	0.133902 miles
I12 to I13	0.145833 miles
I13 to I14	0.122727 miles
I14 to SF	0.269697 miles
Lap	4.014000 miles
PI to PO	0.422727 miles
PO to SF	3.780114 miles
SF to PI	3.823485 miles
PO to I2	0.328788 miles
I13 to PI	0.202083 miles
PO to PI	3.589773 miles

Color Legend	
	Fastest Lap
	Section Under Caution
	Section Under Green
	Section Time Data
	Section Speed Data

