

Event: Cooper Tires GP of Road America  
 Track: Road America  
 Report: Section Data Report  
 Session: Race 2

Round 6 / 7  
 4.014 mile(s)  
 USF2000  
 June 24, 2018



Section Data for Car 11 - Enders, Kory

Lap	T/SF to I1	I1 to I2	I2 to I3	I3 to I4	I4 to I5	I5 to I6	I6 to I7	I7 to I8	I8 to I9	I9 to I10	I10 to I11	I11 to I12	I12 to I13	I13 to I14	I14 to SF	
1	T	6.7501	11.5429	10.4948	13.0506	11.9755	12.8921	9.8803	15.0610	10.5252	11.0142	11.3792	8.2160	12.7732	9.2220	14.4501
	S	124.645	102.542	89.655	128.677	84.832	87.844	77.496	89.138	106.433	108.579	71.362	58.672	41.102	47.909	67.190
2	T	12.9224	20.9707	16.6410	34.6670	19.1413	17.1465	13.4736	19.9008	19.0591	18.8974	14.4087	8.4918	10.9432	5.8867	13.6523
	S	65.109	56.442	56.542	48.441	53.074	66.048	56.828	67.460	58.777	63.284	56.358	56.766	47.975	75.054	71.117
3	T	12.6964	18.7352	16.8446	34.7095	20.8201	19.5305	11.7578	19.3285	18.4766	17.1158	13.6874	8.0652	9.6047	4.5696	7.9065
	S	66.268	63.177	55.858	48.382	48.795	57.986	65.121	69.457	60.630	69.872	59.328	59.769	54.661	96.686	122.799
4	T	6.0334	11.1736	10.2543	12.8462	11.5192	12.7989	8.6732	12.7370	8.4480	8.3873	9.8082	4.4548	5.9078	4.3315	7.7970
	S	139.451	105.932	91.758	130.725	88.193	88.484	88.281	105.402	132.603	142.586	82.793	108.208	88.866	102.001	124.523
5	T	6.0845	10.4897	9.7533	12.7834	11.5223	12.6416	8.6511	12.6180	8.4436	8.4145	9.4423	4.3605	5.6742	4.3320	8.0675
	S	138.280	112.838	96.471	131.367	88.169	89.585	88.507	106.396	132.672	142.125	86.001	110.548	92.524	101.989	120.348
6	T	7.6534	13.1530	15.7451	24.1420	14.9598	19.2350	13.3270	20.9933	18.6605	18.1716	19.3051	7.0141	12.9536	5.2584	14.3586
	S	109.933	89.990	59.759	69.560	67.909	58.877	57.453	63.949	60.032	65.812	42.064	68.725	40.529	84.021	67.619
7	T	12.3303	20.3239	16.5236	23.1440	19.0847	14.9653	14.8420	21.2266	15.5527	19.4665	13.1096	7.8771	10.2252	5.7138	8.4044
	S	68.235	58.239	56.943	72.560	53.232	75.675	51.589	63.246	72.028	61.434	61.943	61.196	51.344	77.325	115.524
8	T	6.1468	11.1754	10.0877	13.0897	11.8691										
	S	136.878	105.914	93.273	128.293	85.593										

Event: Cooper Tires GP of Road America

Round 6 / 7

Track: Road America

4.014 mile(s)



Report: Section Data Report

USF2000

Session: Race 2

June 24, 2018

Section Data for Car 11 - Enders, Kory

Lap	T/SLap	PO to SF
1	T 169.2272	219.7163
	S 85.391	61.936
2	T 246.2025	
	S 58.693	
3	T 233.8484	
	S 61.794	
4	T 135.1704	
	S 106.905	
5	T 133.2785	
	S 108.423	
6	T 224.9305	
	S 64.244	
7	T 222.7897	
	S 64.861	
8	T	
	S	

**Event:** Cooper Tires GP of Road America  
**Track:** Road America  
**Report:** Section Data Report  
**Session:** Race 2

**Round 6 / 7**  
**4.014 mile(s)**  
**USF2000**  
**June 24, 2018**



**Section Data for Car 12 - Sierra, Jose (R)**

Lap	T/SF to I1	I1 to I2	I2 to I3	I3 to I4	I4 to I5	I5 to I6	I6 to I7	I7 to I8	I8 to I9	I9 to I10	I10 to I11	I11 to I12	I12 to I13	I13 to I14	I14 to SF	
1	T	6.8132	11.6618	10.6764	14.1940	16.4621	15.7136	12.4886	20.2747	16.3129	20.5293	10.5202	8.4618	12.1862	10.1609	14.7901
	S	123.490	101.497	88.130	118.312	61.712	72.071	61.310	66.216	68.671	58.254	77.189	56.967	43.082	43.482	65.646

**Event:** Cooper Tires GP of Road America

**Round 6 / 7**

**Track:** Road America

**4.014 mile(s)**



**Report:** Section Data Report

**USF2000**

**Session:** Race 2

**June 24, 2018**

**Section Data for Car 12 - Sierra, Jose (R)**

Lap	T/SLap	PO to SF	
1	T	773.2950	216.6301
	S	18.687	62.819

**Event:** Cooper Tires GP of Road America  
**Track:** Road America  
**Report:** Section Data Report  
**Session:** Race 2

**Round 6 / 7**  
**4.014 mile(s)**  
**USF2000**  
**June 24, 2018**



**Section Data for Car 14 - Peichel, Max (R)**

Lap	T/SF to I1	I1 to I2	I2 to I3	I3 to I4	I4 to I5	I5 to I6	I6 to I7	I7 to I8	I8 to I9	I9 to I10	I10 to I11	I11 to I12	I12 to I13	I13 to I14	I14 to SF	
1	T	6.8153	11.8840	10.6034	13.6814	17.4720	14.3664	11.7523	21.0966	15.8526	19.9618	10.5888	6.3805	10.9767	10.1771	14.4773
	S	123.452	99.599	88.737	122.745	58.145	78.830	65.152	63.636	70.665	59.910	76.689	75.550	47.829	43.413	67.064

**Event:** Cooper Tires GP of Road America

**Round 6 / 7**

**Track:** Road America

**4.014 mile(s)**



**Report:** Section Data Report

**USF2000**

**Session:** Race 2

**June 24, 2018**

**Section Data for Car 14 - Peichel, Max (R)**

Lap	T/SLap	PO to SF	
1	T	759.8334	209.2858
	S	19.018	65.023

Event: Cooper Tires GP of Road America  
Track: Road America  
Report: Section Data Report  
Session: Race 2

Round 6 / 7  
4.014 mile(s)  
USF2000  
June 24, 2018



Section Data for Car 19 - Baron, Alex

Lap	T/SF to I1	I1 to I2	I2 to I3	I3 to I4	I4 to I5	I5 to I6	I6 to I7	I7 to I8	I8 to I9	I9 to I10	I10 to I11	I11 to I12	I12 to I13	I13 to I14	I14 to SF	
1	T	6.6901	11.6152	10.8016	12.9197	11.8154	12.8802	10.1390	15.8321	9.9474	11.4889	11.1095	8.1112	13.1037	8.7832	14.6772
	S	125.762	101.904	87.108	129.981	85.982	87.926	75.518	84.796	112.615	104.093	73.095	59.430	40.065	50.303	66.151
2	T	13.0023	20.9799	17.0255	35.4893	18.1977	16.7684	13.4458	19.9028	19.0230	18.7976	15.1052	9.1248	9.9065	5.7576	13.7076
	S	64.709	56.418	55.265	47.319	55.826	67.538	56.946	67.453	58.888	63.620	53.759	52.828	52.996	76.737	70.830
3	T	13.1281	18.2649	16.8109	35.4260	21.1734	18.7027	11.8947	18.9715	18.6040	16.8376	13.7137	7.7880	9.4365	4.4738	7.9179
	S	64.089	64.804	55.970	47.404	47.980	60.553	64.372	70.764	60.214	71.026	59.214	61.896	55.635	98.757	122.622
4	T	6.0010	11.1796	10.4860	13.1157	11.4936	12.4411	8.7123	12.7183	8.3917	8.2719	9.9650	4.7855	5.9648	4.3415	7.8487
	S	140.204	105.875	89.730	128.039	88.389	91.029	87.885	105.557	133.492	144.575	81.490	100.730	88.016	101.766	123.703
5	T	6.0078	10.5527	9.9536	12.8796	11.4167	12.2465	8.9909	12.7540	8.4080	8.2923	9.5056	4.3585	5.6192	4.3212	8.3465
	S	140.045	112.164	94.530	130.386	88.984	92.475	85.162	105.261	133.234	144.219	85.428	110.599	93.430	102.244	116.325
6	T	7.7540	12.8663	15.7149	23.9448	15.2185	19.4708	13.2748	20.5674	18.5812	18.4238	20.1653	6.2362	13.1255	5.4377	14.0714
	S	108.507	91.995	59.874	70.133	66.755	58.164	57.679	65.273	60.288	64.911	40.269	77.298	39.998	81.251	68.999
7	T	12.2610	20.2367	16.3262	23.4132	18.8663	15.2002	14.7712	21.4745	15.4035	19.0822	13.4482	7.3291	10.2904	5.6412	8.4732
	S	68.621	58.490	57.632	71.725	53.848	74.506	51.836	62.516	72.726	62.671	60.383	65.771	51.018	78.320	114.586
8	T	6.1405	11.0264	10.1619	12.8778	11.9993	14.5152	8.5721	12.7401	8.4758	8.3556	9.6471	4.4498	5.7733	4.3058	9.3163
	S	137.019	107.346	92.592	130.404	84.664	78.022	89.323	105.376	132.168	143.127	84.175	108.330	90.936	102.610	104.216
9	T	8.0272	16.6671	14.1108	24.4554	21.9131	22.4759	12.6233	22.0492	16.6231	18.0674	13.3286	7.0535	8.8418	7.3767	16.0112
	S	104.814	71.016	66.680	68.669	46.361	50.387	60.656	60.887	67.390	66.192	60.925	68.341	59.377	59.894	60.639
10	T	14.4039	15.7004	15.7114	25.3892	17.4613	21.9928	13.1879	20.0431	16.8575	18.3997	13.1056	7.4132	9.0212	7.5342	15.1187
	S	58.412	75.389	59.887	66.143	58.181	51.494	58.059	66.981	66.453	64.996	61.962	65.025	58.196	58.642	64.219
11	T	13.1165	17.0021	15.2923	26.7624	16.3994	20.3238	11.6440	20.5830	16.5695	18.9127	12.8380	7.9443	9.8239	4.8576	8.1421
	S	64.145	69.617	61.528	62.749	61.948	55.723	65.758	65.224	67.608	63.233	63.253	60.678	53.441	90.954	119.246
12	T	6.1307	10.8643	9.8210	12.7880	11.6582	12.4056	8.5104	12.5013	8.3716	8.3898	9.3225	4.6703	5.7909	4.2819	7.8287
	S	137.238	108.947	95.806	131.320	87.141	91.289	89.970	107.389	133.813	142.543	87.106	103.215	90.659	103.183	124.019
13	T	7.3673	14.3995	12.2626	19.1627	14.8774	15.2485	11.2793	15.2396	10.8172	11.7757	10.3094	5.2065	6.6412		
	S	114.202	82.200	76.730	87.635	68.285	74.270	67.884	88.093	103.560	101.557	78.767	92.585	79.052		

**Event:** Cooper Tires GP of Road America  
**Track:** Road America  
**Report:** Section Data Report  
**Session:** Race 2

**Round 6 / 7**  
**4.014 mile(s)**  
**USF2000**  
**June 24, 2018**



**Section Data for Car 19 - Baron, Alex**

Lap	T/Slap	PO to SF	SF to PI
1	T 169.9144	217.0693	
	S 85.045	62.692	
2	T 246.2340		
	S 58.686		
3	T 233.1437		
	S 61.981		
4	T 135.7167		
	S 106.475		
5	T 133.6531		
	S 108.119		
6	T 224.8526		
	S 64.266		
7	T 222.2171		
	S 65.028		
8	T 138.3570		
	S 104.443		
9	T 229.6243		
	S 62.931		
10	T 231.3401		
	S 62.464		
11	T 220.2116		
	S 65.621		
12	T 133.3352		
	S 108.376		
13	T		166.5241
	S		82.658



Event: Cooper Tires GP of Road America  
Track: Road America  
Report: Section Data Report  
Session: Race 2

Round 6 / 7  
4.014 mile(s)  
USF2000  
June 24, 2018



Section Data for Car 21 - Ming, Calvin

Lap	T/SF to I1	I1 to I2	I2 to I3	I3 to I4	I4 to I5	I5 to I6	I6 to I7	I7 to I8	I8 to I9	I9 to I10	I10 to I11	I11 to I12	I12 to I13	I13 to I14	I14 to SF	
1	T	6.7497	11.9037	10.6228	13.9530	12.5314	13.1611	10.7551	17.3851	10.1957	11.4394	11.1931	7.2468	13.8174	9.0491	15.0601
	S	124.652	99.434	88.574	120.355	81.069	86.049	71.192	77.221	109.873	104.543	72.549	66.518	37.996	48.825	64.469
2	T	12.3797	21.2747	16.2843	38.2012	17.2699	15.9277	12.6797	20.2947	18.6188	19.0743	15.7621	7.9320	10.7981	5.5009	13.8733
	S	67.963	55.636	57.780	43.960	58.825	71.103	60.386	66.150	60.166	62.697	51.519	60.772	48.620	80.317	69.984
3	T	13.3471	19.5614	16.5652	36.9409	18.3920	18.5684	12.4742	20.1215	16.0246	17.5219	11.8872	7.2711	9.1241	4.5412	7.9763
	S	63.037	60.509	56.800	45.460	55.236	60.991	61.381	66.720	69.907	68.252	68.313	66.296	57.540	97.291	121.724
4	T	6.0998	10.6796	10.2075	12.9855	11.4830	12.3918	8.7694	12.8515	8.4729	8.4358	9.4306	4.5163	5.9742	4.3071	7.8458
	S	137.933	110.832	92.178	129.323	88.471	91.391	87.313	104.463	132.213	141.766	86.108	106.735	87.878	102.579	123.749
5	T	6.0337	10.4351	9.8740	12.6978	11.6323	13.0238	8.7254	12.6889	8.4654	8.4944	9.2221	4.3492	5.7512	4.4178	9.2637
	S	139.444	113.428	95.292	132.253	87.335	86.956	87.753	105.801	132.330	140.788	88.054	110.835	91.285	100.009	104.808
6	T	8.2162	13.0811	14.9342	25.0677	14.4403	18.8436	13.4178	20.4845	19.9598	18.4882	20.0831	5.6701	12.5510	7.0112	14.3126
	S	102.403	90.484	63.004	66.991	70.352	60.100	57.065	65.537	56.124	64.685	40.434	85.015	41.829	63.016	67.836
7	T	11.7750	19.8624	16.2078	23.2108	19.5004	14.4400	15.8588	20.3117	15.1480	19.3044	13.1180	6.4070	9.7424	4.9918	8.1682
	S	71.453	59.592	58.053	72.351	52.097	78.428	48.281	66.095	73.952	61.950	61.903	75.237	53.888	88.509	118.865
8	T	6.1346	10.8953	10.0788	12.9193	11.6921										
	S	137.151	108.637	93.355	129.985	86.889										

Event: Cooper Tires GP of Road America

Round 6 / 7

Track: Road America

4.014 mile(s)



Report: Section Data Report

USF2000

Session: Race 2

June 24, 2018

Section Data for Car 21 - Ming, Calvin

Lap	T/SLap	PO to SF
1	T 175.0635	212.7102
	S 82.544	63.976
2	T 245.8714	
	S 58.772	
3	T 230.3171	
	S 62.741	
4	T 134.4508	
	S 107.477	
5	T 135.0748	
	S 106.981	
6	T 226.5614	
	S 63.781	
7	T 218.0467	
	S 66.272	
8	T	
	S	

Event: Cooper Tires GP of Road America  
Track: Road America  
Report: Section Data Report  
Session: Race 2

Round 6 / 7  
4.014 mile(s)  
USF2000  
June 24, 2018



Section Data for Car 22 - Kohl, Lucas

Lap	T/SF to I1	I1 to I2	I2 to I3	I3 to I4	I4 to I5	I5 to I6	I6 to I7	I7 to I8	I8 to I9	I9 to I10	I10 to I11	I11 to I12	I12 to I13	I13 to I14	I14 to SF	
1	T	6.8339	10.9566	9.9815	13.3198	11.3726	12.4403	8.6674	13.9803	9.7948	10.8487	12.6192	8.3946	11.6280	7.8787	15.0684
	S	123.116	108.030	94.265	126.077	89.330	91.035	88.340	96.028	114.370	110.235	64.350	57.423	45.150	56.078	64.433
2	T	12.6729	21.4972	16.9081	30.3763	21.2683	19.7414	12.9936	20.6166	17.2616	19.2248	13.5026	7.9454	8.7737	7.0676	15.6303
	S	66.391	55.060	55.648	55.284	47.766	57.367	58.928	65.117	64.897	62.207	60.140	60.670	59.838	62.513	62.117
3	T	12.6046	19.3355	16.5680	32.1813	22.7965	18.8859	14.1638	19.5918	18.8481	17.1289	15.4999	9.0967	9.8147	4.7178	8.1529
	S	66.751	61.216	56.791	52.183	44.564	59.965	54.059	68.524	59.434	69.818	52.390	52.991	53.491	93.649	119.088
4	T	6.2754	10.7311	9.9273	12.9474	11.3253	12.4686	8.4313	12.6752	8.5776	8.5674	9.3917	4.3671	5.5801	4.2966	7.9428
	S	134.073	110.300	94.780	129.703	89.703	90.828	90.814	105.915	130.599	139.588	86.464	110.381	94.084	102.830	122.238
5	T	6.2100	10.4586	9.6620	13.1075	11.2361	12.0307	8.3150	12.4925	8.5277	8.5425	9.3447	4.3508	5.5076	4.2783	8.1235
	S	135.485	113.173	97.382	128.119	90.415	94.134	92.084	107.464	131.363	139.995	86.899	110.795	95.323	103.270	119.519
6	T	7.5838	13.4400	14.0800	24.8459	15.6955	19.3120	13.4542	20.7201	16.6139	19.0038	18.8785	8.1747	9.5071	7.1065	14.8672
	S	110.942	88.068	66.826	67.589	64.726	58.642	56.910	64.792	67.427	62.930	43.014	58.968	55.222	62.171	65.305
7	T	12.5606	19.4623	15.0289	24.9238	18.0175	17.9324	15.4728	17.5661	16.6586	18.9652	15.7063	9.2205	11.1555	5.7889	8.5204
	S	66.984	60.817	62.607	67.378	56.385	63.154	49.486	76.426	67.246	63.058	51.702	52.280	47.062	76.322	113.951
8	T	6.3514	10.5430	9.6100	13.1722	11.1777	12.0732	8.2599	12.5356	8.5453	8.5584	9.1690	4.3308	5.4701	4.2576	7.9388
	S	132.469	112.268	97.909	127.490	90.887	93.803	92.699	107.095	131.093	139.735	88.564	111.306	95.976	103.772	122.299
9	T	8.4996	17.3938	14.4204	25.6503	19.5875	24.0822	13.5730	20.0598	16.9505	18.0496	14.1900	7.2994	9.2368	7.0390	14.7941
	S	98.989	68.049	65.248	65.470	51.865	47.026	56.412	66.925	66.088	66.257	57.227	66.039	56.838	62.767	65.628
10	T	12.6870	17.6825	15.4505	25.1220	17.8304	21.5671	12.9182	20.8478	16.7924	17.8752	14.3039	7.1828	8.8955	6.9366	14.8740
	S	66.317	66.938	60.898	66.847	56.976	52.511	59.272	64.395	66.710	66.903	56.771	67.111	59.019	63.694	65.276
11	T	12.8690	18.4862	15.6261	24.4622	18.1932	19.7160	13.2907	20.4136	16.3464	18.3570	15.2848	9.1501	10.2580	5.2273	8.3616
	S	65.379	64.028	60.214	68.650	55.840	57.441	57.610	65.765	68.531	65.147	53.128	52.682	51.180	84.521	116.115
12	T	6.3114	10.7436	9.6783	12.8828	11.8338	12.3438	8.3436	12.5999	8.4793	8.5210	9.5585	4.3944	5.6249	4.3344	7.9168
	S	133.309	110.171	97.218	130.354	85.848	91.746	91.769	106.548	132.113	140.348	84.955	109.695	93.335	101.933	122.639
13	T	6.4487	12.7298	11.4258	14.0135	12.7013	15.6659	10.1724	14.3778	9.3312	9.3562	9.6244	4.7076	6.3889		
	S	130.470	92.982	82.350	119.836	79.985	72.291	75.271	93.373	120.052	127.820	84.374	102.397	82.174		

Event: Cooper Tires GP of Road America

Round 6 / 7

Track: Road America

4.014 mile(s)



Report: Section Data Report

USF2000

Session: Race 2

June 24, 2018

Section Data for Car 22 - Kohl, Lucas

Lap	T/Slap	PO to SF	SF to PI
1	T 163.7848	228.0366	
	S 88.228	59.676	
2	T 245.4804		
	S 58.866		
3	T 239.3864		
	S 60.364		
4	T 133.5049		
	S 108.239		
5	T 132.1875		
	S 109.317		
6	T 223.2832		
	S 64.718		
7	T 226.9798		
	S 63.664		
8	T 131.9930		
	S 109.479		
9	T 230.8260		
	S 62.603		
10	T 230.9659		
	S 62.565		
11	T 226.0422		
	S 63.928		
12	T 133.5665		
	S 108.189		
13	T		148.0065
	S		93.000

Event: Cooper Tires GP of Road America  
 Track: Road America  
 Report: Section Data Report  
 Session: Race 2

Round 6 / 7  
 4.014 mile(s)  
 USF2000  
 June 24, 2018



Section Data for Car 23 - Lindh, Rasmus (R)

Lap	T/SF to I1	I1 to I2	I2 to I3	I3 to I4	I4 to I5	I5 to I6	I6 to I7	I7 to I8	I8 to I9	I9 to I10	I10 to I11	I11 to I12	I12 to I13	I13 to I14	I14 to SF	
1	T	6.9669	11.2541	10.2219	13.1533	11.4239	12.3869	8.7319	13.8940	9.9518	11.3589	12.5339	8.3423	11.7143	8.9419	14.3650
	S	120.766	105.174	92.048	127.673	88.928	91.427	87.688	96.624	112.565	105.284	64.788	57.783	44.817	49.410	67.589
2	T	12.6414	21.7304	16.1806	32.2280	19.4290	20.1734	12.8812	20.6980	18.7443	18.9390	13.4169	6.1697	9.6862	7.3842	16.4143
	S	66.556	54.469	58.150	52.107	52.288	56.138	59.442	64.861	59.764	63.145	60.524	78.131	54.201	59.833	59.150
3	T	11.6238	18.9729	16.1083	33.4791	21.4457	20.0405	13.9204	18.8045	18.7361	16.8172	15.4195	9.0181	9.8587	4.7174	8.0225
	S	72.383	62.386	58.411	50.160	47.371	56.511	55.004	71.392	59.790	71.112	52.664	53.453	53.252	93.657	121.023
4	T	6.1273	10.5833	9.8038	13.1686	11.4985	12.6612	8.5932	12.6678	8.4733	8.4405	9.3508	4.4510	5.7927	4.3146	7.8745
	S	137.314	111.840	95.974	127.524	88.351	89.446	89.103	105.977	132.207	141.687	86.842	108.300	90.631	102.401	123.298
5	T	6.0876	10.5354	9.7492	12.9371	11.2853	12.1144	8.2997	12.5255	8.4362	8.3782	9.3660	4.3331	5.6423	4.3510	7.9681
	S	138.209	112.348	96.511	129.806	90.021	93.484	92.254	107.181	132.788	142.741	86.701	111.247	93.047	101.544	121.850
6	T	7.6222	13.5505	15.1862	23.9986	15.6154	19.3302	14.5430	20.0888	19.1102	17.2907	17.4266	8.2263	11.7588	4.8462	16.2705
	S	110.383	87.350	61.958	69.976	65.058	58.587	52.650	66.828	58.619	69.165	46.598	58.598	44.647	91.168	59.673
7	T	12.0320	19.2733	14.5526	25.2271	18.0507	17.4509	15.8829	17.6141	17.1191	18.0482	15.5279	9.1397	11.1455	5.9362	8.5530
	S	69.927	61.413	64.656	66.568	56.281	64.896	48.208	76.217	65.437	66.262	52.296	52.742	47.104	74.428	113.517
8	T	6.3264	10.7780	9.9368	13.3055											
	S	132.992	109.820	94.689	126.212											

Event: Cooper Tires GP of Road America

Round 6 / 7

Track: Road America

4.014 mile(s)



Report: Section Data Report

USF2000

Session: Race 2

June 24, 2018

Section Data for Car 23 - Lindh, Rasmus (R)

Lap	T/SLap	PO to SF
1	T 165.2410	230.6898
	S 87.450	58.990
2	T 246.7166	
	S 58.571	
3	T 236.9847	
	S 60.976	
4	T 133.8011	
	S 107.999	
5	T 132.0091	
	S 109.465	
6	T 224.8642	
	S 64.263	
7	T 225.5532	
	S 64.066	
8	T	
	S	

Event: Cooper Tires GP of Road America  
Track: Road America  
Report: Section Data Report  
Session: Race 2

Round 6 / 7  
4.014 mile(s)  
USF2000  
June 24, 2018



Section Data for Car 24 - Frederick, Kaylen

Lap	T/SF to I1	I1 to I2	I2 to I3	I3 to I4	I4 to I5	I5 to I6	I6 to I7	I7 to I8	I8 to I9	I9 to I10	I10 to I11	I11 to I12	I12 to I13	I13 to I14	I14 to SF	
1	T	6.9896	11.3067	10.4021	12.9387	11.4164	12.6712	8.7665	14.2266	9.4723	11.3943	12.5801	8.3321	11.5961	9.0001	14.4384
	S	120.374	104.685	90.454	129.790	88.987	89.376	87.342	94.365	118.263	104.957	64.550	57.854	45.274	49.090	67.245
2	T	12.8338	21.6446	15.9753	32.9510	19.0541	20.0299	12.7392	20.6791	18.7964	19.1367	13.6596	8.5645	9.0688	5.7474	15.7531
	S	65.558	54.685	58.898	50.964	53.317	56.540	60.104	64.921	59.598	62.493	59.449	56.284	57.891	76.873	61.633
3	T	12.0880	18.9996	15.8924	33.6212	21.6743	20.6300	12.7683	18.9622	18.5489	17.3454	14.7610	8.9204	9.8874	4.6971	8.0269
	S	69.603	62.298	59.205	49.948	46.872	54.896	59.967	70.799	60.393	68.947	55.013	54.039	53.098	94.062	120.957
4	T	6.1201	10.8575	9.9701	12.9963	11.2372	12.7188	8.5186	12.8294	8.5849	8.5381	9.4636	4.3661	5.6445	4.3244	7.8786
	S	137.475	109.016	94.373	129.215	90.406	89.041	89.884	104.642	130.488	140.067	85.807	110.406	93.011	102.169	123.234
5	T	6.0942	10.5725	9.8865	13.0250	11.5771	12.2580	8.3966	12.5208	8.4679	8.3786	9.3836	4.3540	5.5682	4.3249	7.8935
	S	138.060	111.954	95.171	128.930	87.752	92.389	91.190	107.222	132.291	142.734	86.539	110.713	94.285	102.157	123.001
6	T	7.8606	13.4423	16.0645	23.9205	14.8593	19.3769	13.9640	20.1816	19.1732	17.7676	17.9289	7.7649	12.4758	4.9089	15.4158
	S	107.036	88.053	58.571	70.204	68.369	58.446	54.833	66.521	58.427	67.308	45.293	62.080	42.081	90.004	62.981
7	T	12.5133	19.5634	16.6504	22.4198	18.9303	16.7449	15.3452	19.9512	15.0602	18.8144	14.4605	8.5648	11.1082	5.8704	8.3566
	S	67.238	60.503	56.510	74.903	53.666	67.633	49.897	67.289	74.383	63.563	56.156	56.282	47.262	75.262	116.185
8	T	6.1656	10.6370	10.2743	13.2729	11.3965	12.2847	8.6109	12.5395	8.4832	8.4403	9.1644	4.3249	5.5196	4.3110	7.8692
	S	136.461	111.275	91.579	126.522	89.142	92.188	88.920	107.062	132.052	141.690	88.609	111.458	95.116	102.486	123.381
9	T	8.3827	18.1007	13.7701	24.9558	20.1018	23.4109	13.5158	21.3340	16.9121	17.9899	13.3091	7.4783	8.9917	7.0901	15.3026
	S	100.369	65.392	68.330	67.292	50.538	48.375	56.651	62.928	66.238	66.477	61.014	64.459	58.387	62.315	63.447
10	T	14.1160	15.9867	15.5371	24.6061	18.2617	22.2841	12.7817	20.5970	16.7050	18.0917	13.6212	7.2663	9.3817	6.1817	15.0313
	S	59.604	74.039	60.559	68.248	55.631	50.821	59.905	65.179	67.059	66.103	59.616	66.340	55.960	71.472	64.592
11	T	13.4192	18.1163	15.5890	25.0698	17.7749	19.6925	13.0116	20.1143	16.6825	18.8592	14.0776	9.0108	10.2868	5.2621	8.2357
	S	62.698	65.335	60.357	66.986	57.154	57.509	58.846	66.744	67.150	63.413	57.684	53.496	51.036	83.962	117.890
12	T	6.1622	10.7359	9.7676	12.8802	11.1791	12.1098	8.3424	12.4533	8.4462	8.4045	9.1557	4.3257	5.5670	4.2896	7.8309
	S	136.536	110.250	96.330	130.380	90.876	93.519	91.782	107.803	132.631	142.294	88.693	111.438	94.306	102.998	123.984
13	T	6.3266	10.5552	9.5490	13.0689	11.0873	12.0569	8.2937	12.3265	8.4641	8.5231	9.1946	4.3370	5.5149		
	S	132.988	112.138	98.535	128.497	91.628	93.930	92.321	108.912	132.350	140.314	88.318	111.147	95.197		

**Event:** Cooper Tires GP of Road America  
**Track:** Road America  
**Report:** Section Data Report  
**Session:** Race 2

**Round 6 / 7**  
**4.014 mile(s)**  
**USF2000**  
**June 24, 2018**



**Section Data for Car 24 - Frederick, Kaylen**

Lap	T/Slap	PO to SF	SF to PI
1	T 165.5312	229.5278	
	S 87.297	59.289	
2	T 246.6335		
	S 58.591		
3	T 236.8231		
	S 61.018		
4	T 134.0482		
	S 107.800		
5	T 132.7014		
	S 108.894		
6	T 225.1048		
	S 64.194		
7	T 224.3536		
	S 64.409		
8	T 133.2940		
	S 108.410		
9	T 230.6456		
	S 62.652		
10	T 230.4493		
	S 62.705		
11	T 225.2023		
	S 64.166		
12	T 131.6501		
	S 109.764		
13	T		127.9109
	S		107.610



Event: Cooper Tires GP of Road America  
Track: Road America  
Report: Section Data Report  
Session: Race 2

Round 6 / 7  
4.014 mile(s)  
USF2000  
June 24, 2018



Section Data for Car 27 - Kaminsky, Colin

Lap	T/SF to I1	I1 to I2	I2 to I3	I3 to I4	I4 to I5	I5 to I6	I6 to I7	I7 to I8	I8 to I9	I9 to I10	I10 to I11	I11 to I12	I12 to I13	I13 to I14	I14 to SF	
1	T	6.8215	11.5144	10.5782	13.0188	11.6636	12.6151	9.8966	14.6664	10.8162	10.3590	12.1076	7.9965	12.4515	8.4666	15.1551
	S	123.340	102.796	88.948	128.992	87.101	89.773	77.368	91.536	103.569	115.446	67.069	60.282	42.164	52.184	64.065
2	T	12.8046	21.2472	16.6334	34.0921	17.7253	19.2876	12.7529	20.6266	19.2528	18.4945	14.9440	7.7502	10.1952	4.9564	15.5072
	S	65.708	55.708	56.567	49.258	57.314	58.716	60.040	65.086	58.185	64.663	54.339	62.198	51.495	89.141	62.610
3	T	11.8383	19.8052	16.3194	34.7202	19.5752	21.1708	11.4521	19.6617	18.0816	17.7130	14.0426	8.1430	9.7581	4.6681	8.0440
	S	71.071	59.764	57.656	48.367	51.898	53.493	66.860	68.280	61.954	67.516	57.827	59.198	53.801	94.646	120.700
4	T	6.0712	11.1418	10.2226	12.9533	11.6443	12.5251	8.5136	12.7580	8.4688	8.4263	9.5478	4.4213	5.8262	4.3338	7.7916
	S	138.583	106.234	92.042	129.644	87.245	90.418	89.936	105.228	132.277	141.926	85.051	109.028	90.110	101.947	124.610
5	T	6.0538	10.5449	10.0535	13.1046	11.5093	12.5111	8.4072	12.5706	8.4943	8.4871	9.4165	4.3624	5.7646	4.3268	8.0236
	S	138.981	112.247	93.590	128.147	88.269	90.520	91.075	106.797	131.880	140.909	86.236	110.500	91.073	102.112	121.007
6	T	7.6714	13.1370	15.7034	23.8785	15.3482	18.9937	13.5236	21.0098	18.8285	17.9062	19.0564	7.1841	12.7141	5.2338	14.3793
	S	109.675	90.099	59.918	70.328	66.191	59.625	56.618	63.899	59.496	66.787	42.613	67.099	41.293	84.416	67.521
7	T	12.6006	20.0304	16.6672	23.4817	18.6718	15.4076	14.6971	21.1841	15.6465	19.3637	13.1373	7.8872	10.2673	5.7704	8.4738
	S	66.772	59.092	56.453	71.516	54.409	73.503	52.097	63.373	71.596	61.760	61.812	61.117	51.133	76.566	114.578
8	T	6.2183	10.5832	9.8828	12.8795	11.6663	12.3144	8.4850	12.7464	8.4287	8.3849	9.4707	4.3571	5.6093	4.3079	7.8691
	S	135.304	111.841	95.207	130.387	87.081	91.966	90.239	105.324	132.906	142.627	85.743	110.634	93.595	102.560	123.382
9	T	8.4245	18.2586	13.8452	24.9576	20.2959	23.1990	13.2369	21.4548	16.8584	17.8219	14.0797	7.2028	8.9245	6.7267	16.0725
	S	99.871	64.826	67.959	67.287	50.055	48.817	57.844	62.573	66.449	67.103	57.675	66.925	58.827	65.681	60.408
10	T	13.4701	16.2881	15.5004	24.3157	18.6780	22.0572	12.7335	20.7432	16.5724	18.2906	13.2698	7.1410	9.6208	6.2696	14.8900
	S	62.462	72.669	60.702	69.063	54.391	51.344	60.131	64.720	67.596	65.384	61.195	67.504	54.569	70.470	65.205
11	T	13.1896	18.5747	15.4673	25.2682	17.3051	19.8272	12.9004	20.7600	16.3261	18.6884	13.6829	8.9606	10.2746	5.2836	8.3090
	S	63.790	63.723	60.832	66.460	58.706	57.119	59.353	64.668	68.616	63.992	59.347	53.796	51.097	83.621	116.850
12	T	6.1836	10.6036	9.8639	12.9355	11.5519	12.4668	8.3301	12.5177	8.4065	8.4246	9.3655	4.4077	5.6498	4.3490	7.8205
	S	136.064	111.626	95.389	129.822	87.943	90.841	91.917	107.248	133.257	141.954	86.706	109.364	92.924	101.591	124.149
13	T	6.6618	13.4641	12.2106	15.4700	12.6334	14.0561	10.1696	14.0250	10.6974	9.9815	9.9715	4.8924	6.7086		
	S	126.297	87.911	77.057	108.553	80.415	80.570	75.291	95.722	104.720	119.813	81.437	98.529	78.258		

**Event:** Cooper Tires GP of Road America  
**Track:** Road America  
**Report:** Section Data Report  
**Session:** Race 2

**Round 6 / 7**  
**4.014 mile(s)**  
**USF2000**  
**June 24, 2018**



**Section Data for Car 27 - Kaminsky, Colin**

Lap	T/Slap	PO to SF	SF to PI
1	T 168.1271	220.1689	
	S 85.949	61.809	
2	T 246.2700		
	S 58.677		
3	T 234.9933		
	S 61.493		
4	T 134.6457		
	S 107.322		
5	T 133.6303		
	S 108.137		
6	T 224.5680		
	S 64.348		
7	T 223.2867		
	S 64.717		
8	T 133.2036		
	S 108.484		
9	T 231.3590		
	S 62.459		
10	T 229.8404		
	S 62.871		
11	T 224.8177		
	S 64.276		
12	T 132.8767		
	S 108.750		
13	T		151.1563
	S		91.062

Event: Cooper Tires GP of Road America  
 Track: Road America  
 Report: Section Data Report  
 Session: Race 2

Round 6 / 7  
 4.014 mile(s)  
 USF2000  
 June 24, 2018



Section Data for Car 28 - Donegan, Keith (R)

Lap	T/SF to I1	I1 to I2	I2 to I3	I3 to I4	I4 to I5	I5 to I6	I6 to I7	I7 to I8	I8 to I9	I9 to I10	I10 to I11	I11 to I12	I12 to I13	I13 to I14	I14 to SF	
1	T	6.8374	11.6355	10.5533	13.2421	11.9935	12.6470	9.8029	14.7842	10.8131	10.7574	11.7535	8.0160	12.8786	9.0356	14.5848
	S	123.053	101.726	89.158	126.817	84.705	89.547	78.108	90.806	103.599	111.171	69.090	60.135	40.765	48.897	66.570
2	T	12.9223	21.0211	16.6561	33.9985	19.6799	17.2739	13.0753	20.3178	19.1412	18.6956	14.6651	8.0768	10.9073	5.9851	13.6780
	S	65.109	56.307	56.490	49.394	51.622	65.561	58.559	66.075	58.524	63.967	55.373	59.683	48.133	73.820	70.983
3	T	12.8497	18.6642	16.6277	34.4731	21.2398	19.4470	11.7736	19.4620	18.3843	17.1469	13.8711	8.1242	9.6582	4.6013	7.9932
	S	65.477	63.417	56.587	48.714	47.830	58.235	65.034	68.981	60.934	69.745	58.542	59.335	54.358	96.020	121.467
4	T	6.0181	10.9030	10.0347	12.9673	11.5067	12.4352	8.6008	12.7678	8.4599	8.3141	10.3348	4.5676	5.9561	4.4138	7.9763
	S	139.806	108.561	93.766	129.504	88.288	91.072	89.024	105.147	132.416	143.841	78.574	105.536	88.145	100.099	121.724
5	T	6.1575	10.7857	9.8269	12.9827	11.3432	12.5314	8.9332	12.6619	8.5057	8.5339	9.5923	4.4264	5.8237	4.3298	8.5755
	S	136.640	109.741	95.748	129.350	89.561	90.373	85.712	106.027	131.703	140.136	84.656	108.902	90.149	102.041	113.219
6	T	7.9771	12.6697	15.5543	24.7876	14.6445	19.2454	13.1770	20.6600	19.2651	18.0389	20.5551	5.9294	12.8620	6.6854	13.7864
	S	105.472	93.423	60.492	67.748	69.371	58.845	58.107	64.981	58.148	66.296	39.506	81.298	40.818	66.087	70.425
7	T	12.1785	20.1220	15.9119	23.5394	19.4114	14.0892	14.9297	21.4141	15.2056	19.2708	13.2746	7.0704	10.2975	5.4230	8.3335
	S	69.086	58.823	59.132	71.341	52.336	80.381	51.286	62.692	73.672	62.058	61.173	68.178	50.983	81.471	116.507
8	T	6.1241	11.0726	10.0356	12.9804	11.9058	13.9102	8.7689	12.9593	8.5077	8.3843	9.5404	4.3551	5.7934	4.3139	7.9821
	S	137.386	106.898	93.757	129.373	85.329	81.415	87.318	103.594	131.672	142.637	85.116	110.685	90.620	102.417	121.636
9	T	7.5685	17.8319	13.8747	24.8346	21.2668	22.4223	12.9634	22.0332	16.8752	17.6318	13.7465	7.1350	8.4544	7.4986	16.0270
	S	111.166	66.377	67.815	67.620	47.770	50.508	59.065	60.931	66.383	67.827	59.073	67.561	62.098	58.920	60.580
10	T	13.7545	16.4239	15.9226	24.7434	17.5011	22.0078	12.9461	20.2263	16.8258	18.5727	12.9251	7.4892	9.2082	7.1070	14.3602
	S	61.170	72.068	59.093	67.869	58.048	51.459	59.144	66.374	66.578	64.391	62.827	64.365	57.014	62.167	67.611
11	T	13.5611	17.7985	15.3554	26.9036	16.2792	19.8621	12.4678	20.2178	16.5231	19.0300	12.7376	8.5665	9.9247	5.1210	8.2420
	S	62.042	66.502	61.275	62.420	62.405	57.018	61.413	66.402	67.798	62.843	63.752	56.271	52.898	86.276	117.800
12	T	6.1592	10.7973	9.8633	12.9515	11.5410	12.3344	8.4680	12.4507	8.3551	8.3932	9.6398	4.5148	5.7560	4.2780	7.7467
	S	136.603	109.623	95.395	129.662	88.026	91.816	90.421	107.825	134.077	142.485	84.239	106.770	91.209	103.277	125.332
13	T	6.8742	14.3105	12.0916	19.5890	14.4616	15.7020	11.6348	16.7693	11.3434	12.1686	10.6913	5.4064	7.2720		
	S	122.394	82.711	77.815	85.728	70.249	72.125	65.810	80.057	98.756	98.278	75.954	89.162	72.195		

**Event:** Cooper Tires GP of Road America  
**Track:** Road America  
**Report:** Section Data Report  
**Session:** Race 2

**Round 6 / 7**  
**4.014 mile(s)**  
**USF2000**  
**June 24, 2018**



**Section Data for Car 28 - Donegan, Keith (R)**

Lap	T/Slap	PO to SF	SF to PI
1	T 169.3349	221.7620	
	S 85.336	61.365	
2	T 246.0940		
	S 58.719		
3	T 234.3163		
	S 61.670		
4	T 135.2562		
	S 106.837		
5	T 135.0098		
	S 107.032		
6	T 225.8379		
	S 63.986		
7	T 220.4716		
	S 65.543		
8	T 136.6338		
	S 105.760		
9	T 230.1639		
	S 62.783		
10	T 230.0139		
	S 62.824		
11	T 222.5904		
	S 64.919		
12	T 133.2490		
	S 108.447		
13	T		171.3540
	S		80.328

**Event:** Cooper Tires GP of Road America  
**Track:** Road America  
**Report:** Section Data Report  
**Session:** Race 2

**Round 6 / 7**  
**4.014 mile(s)**  
**USF2000**  
**June 24, 2018**



**Section Data for Car 29 - McDonough, Russell (R)**

Lap	T/SF to I1	I1 to I2	I2 to I3	I3 to I4	I4 to I5	I5 to I6	I6 to I7	I7 to I8	I8 to I9	I9 to I10	I10 to I11	I11 to I12	I12 to I13	I13 to I14	I14 to SF	
1	T	6.4560	244.1291	14.1533	27.7121	16.2990	15.1030	11.3134	19.1923	16.1624	18.1381	10.6765	5.9196	10.8608	10.4161	15.1165
	S	130.323	4.848	66.480	60.599	62.330	74.985	67.679	69.950	69.311	65.934	76.059	81.432	48.339	42.417	64.228

**Event:** Cooper Tires GP of Road America

**Round 6 / 7**

**Track:** Road America

**4.014 mile(s)**



**Report:** Section Data Report

**USF2000**

**Session:** Race 2

**June 24, 2018**

**Section Data for Car 29 - McDonough, Russell (R)**

Lap	T/SPO to SF	
1	T	207.5472
	S	65.568

**Event:** Cooper Tires GP of Road America  
**Track:** Road America  
**Report:** Section Data Report  
**Session:** Race 2

**Round 6 / 7**  
**4.014 mile(s)**  
**USF2000**  
**June 24, 2018**



**Section Data for Car 31 - Cook, Sabre (R)**

Lap	T/SF to I1	I2 to I3	I3 to I4	I4 to I5	I5 to I6	I6 to I7	I7 to I8	I8 to I9	I9 to I10	I10 to I11	I11 to I12	I12 to I13	I13 to I14	I14 to SF	Lap	
1	T	6.8790	11.7058	24.4002	18.0045	13.7809	13.4590	16.3001	16.3667	18.1403	10.8591	5.3207	10.2592	10.5583	14.2462	750.4522
	S	122.309	80.380	68.824	56.425	82.179	56.890	82.361	68.446	65.926	74.780	90.598	51.174	41.846	68.152	19.256

**Event:** Cooper Tires GP of Road America

**Round 6 / 7**

**Track:** Road America

**4.014 mile(s)**



**Report:** Section Data Report

**USF2000**

**Session:** Race 2

**June 24, 2018**

**Section Data for Car 31 - Cook, Sabre (R)**

Lap	T/SPO to SF	
	T	S
1	199.3304	68.271



**Event:** Cooper Tires GP of Road America  
**Track:** Road America  
**Report:** Section Data Report  
**Session:** Race 2

**Round 6 / 7**  
**4.014 mile(s)**  
**USF2000**  
**June 24, 2018**



**Section Data for Car 36 - Keane, Darren**

Lap	T/SF to I1	I1 to I2	I2 to I3	I3 to I4	I4 to I5	I5 to I6	I6 to I7	I7 to I8	I8 to I9	I9 to I10	I10 to I11	I11 to I12	I12 to I13	I13 to I14	I14 to SF	
1	T	6.7493	11.8238	10.5697	13.6548	12.8539	13.3687	10.4644	17.3271	10.3571	11.5417	10.9909	7.2983	13.0516	9.9839	14.1132
	S	124.659	100.106	89.019	122.984	79.035	84.713	73.170	77.480	108.160	103.616	73.883	66.049	40.225	44.253	68.794
2	T			10.3201	17.5357	14.8247	12.7846	8.6509	12.7474	8.6153	8.6451	9.6784	4.5794	6.4825	4.8288	13.3962
	S			91.172	95.766	68.528	88.583	88.509	105.316	130.028	138.334	83.903	105.264	80.987	91.496	72.476
3	T	12.6668	20.1907	15.5379	40.6968	18.0080	16.2338	13.8328	18.7961	14.9349	17.9569	11.3963	6.9843	8.8078	4.5005	7.9900
	S	66.423	58.623	60.556	41.264	56.414	69.762	55.353	71.424	75.007	66.599	71.255	69.018	59.606	98.171	121.516
4	T	6.0708	11.2659	10.1695	13.1020	11.2818	12.2572	8.4246	12.6905	8.4535	8.4275	9.5505	4.4405	5.6367	4.2964	7.9064
	S	138.592	105.064	92.523	128.173	90.048	92.395	90.886	105.788	132.516	141.906	85.026	108.557	93.140	102.835	122.800
5	T	6.1073	10.3940	9.7365	12.8369	11.2339	12.3290	9.0624	12.9710	8.4176	8.3871					
	S	137.764	113.877	96.637	130.820	90.432	91.857	84.490	103.500	133.082	142.589					

**Event:** Cooper Tires GP of Road America  
**Track:** Road America  
**Report:** Section Data Report  
**Session:** Race 2

**Round 6 / 7**  
**4.014 mile(s)**  
**USF2000**  
**June 24, 2018**



**Section Data for Car 36 - Keane, Darren**

Lap	T/Slap	PI to PO	PO to SF	SF to PI	
1	T	179.1483	116.0245	198.8102	160.1765
	S	80.662	13.116	68.449	85.934
2	T	245.1989		148.1462	
	S	58.933		91.858	
3	T	228.5336			
	S	63.231			
4	T	133.9738			
	S	107.860			
5	T				
	S				

**Event:** Cooper Tires GP of Road America  
**Track:** Road America  
**Report:** Section Data Report  
**Session:** Race 2

**Round 6 / 7**  
**4.014 mile(s)**  
**USF2000**  
**June 24, 2018**



**Section Data for Car 37 - Osborne, David (R)**

Lap	T/SF to I1	I1 to I2	I2 to I3	I3 to I4	I4 to I5	I5 to I6	I6 to I7	I7 to I8	I8 to I9	I9 to I10	I10 to I11	I11 to I12	I12 to I13	I13 to I14	I14 to SF	
1	T	6.7875	11.8500	10.7037	13.8718	17.2660	22.0830	18.5443	38.1852	28.4956	28.2590	22.2174	11.6085	12.7160	10.0070	14.0754
	S	123.958	99.885	87.905	121.060	58.839	51.284	41.289	35.158	39.312	42.320	36.550	41.525	41.287	44.151	68.979

**Event:** Cooper Tires GP of Road America  
**Track:** Road America  
**Report:** Section Data Report  
**Session:** Race 2

**Round 6 / 7**  
**4.014 mile(s)**  
**USF2000**  
**June 24, 2018**



**Section Data for Car 37 - Osborne, David (R)**

Lap	T/SLap	PO to SF	SF to PI	
1	T	279.7807	197.1504	260.3261
	S	51.649	69.026	52.874

Event: Cooper Tires GP of Road America  
Track: Road America  
Report: Section Data Report  
Session: Race 2

Round 6 / 7  
4.014 mile(s)  
USF2000  
June 24, 2018



Section Data for Car 38 - DeLuzuriaga, Oscar (R)

Lap	T/SF to I1	I1 to I2	I2 to I3	I3 to I4	I4 to I5	I5 to I6	I6 to I7	I7 to I8	I8 to I9	I9 to I10	I10 to I11	I11 to I12	I12 to I13	I13 to I14	I14 to SF	
1	T	6.8330	11.6193	10.8023	13.4708	13.9297	12.9137	10.3207	17.3537	10.2989	12.0295	10.4438	7.0304	14.8303	8.6487	14.7623
	S	123.132	101.868	87.103	124.664	72.931	87.698	74.189	77.361	108.772	99.415	77.754	68.566	35.400	51.085	65.770
2	T	12.1013	20.9491	16.8337	40.1077	17.3156	14.3205	12.7869	19.9342	18.2865	19.9860	14.5327	8.2094	10.7273	5.2737	14.3325
	S	69.527	56.501	55.894	41.870	58.670	79.082	59.880	67.347	61.260	59.837	55.877	58.719	48.941	83.778	67.742
3	T	13.1519	20.1762	15.7818	38.8173	18.9966	17.0224	14.0151	17.4440	16.3679	17.8042	11.6931	6.7081	9.7548	4.7069	8.1802
	S	63.973	58.665	59.620	43.262	53.478	66.530	54.633	76.961	68.441	67.170	69.447	71.860	53.820	93.866	118.690
4	T	6.2267	11.4630	10.5224	13.2841	11.6903	12.5098	8.6790	12.8652	8.6123	8.5326	9.6904	4.4501	5.9759	4.4168	8.0769
	S	135.122	103.257	89.420	126.416	86.902	90.529	88.222	104.351	130.073	140.158	83.799	108.322	87.853	100.031	120.208
5	T	6.2103	11.3456	9.9670	13.1442	11.3964	12.2519	8.8526	13.6186	8.6752	8.5867	9.3812	4.3883	6.0165	4.5191	8.1064
	S	135.479	104.326	94.402	127.761	89.143	92.435	86.492	98.578	129.130	139.275	86.561	109.848	87.260	97.767	119.771
6	T	7.7485	12.9108	14.6724	24.4308	15.2771	17.8038	13.7942	20.1134	19.5272	18.8424	21.6546	5.6320	11.7238	7.5079	13.2065
	S	108.584	91.678	64.128	68.738	66.499	63.610	55.508	66.747	57.368	63.469	37.500	85.590	44.781	58.847	73.518
7	T	11.0349	20.0485	16.8659	23.2079	18.2287	14.6961	16.7981	20.1394	15.6686	18.5073	12.4234	5.4049	9.5628	5.1855	8.3304
	S	76.246	59.039	55.788	72.360	55.731	77.061	45.581	66.660	71.495	64.618	65.364	89.187	54.900	85.203	116.550
8	T	6.2353	11.2133	10.0905	13.1326	11.7975	12.7550	9.1743	13.0454	8.5117	8.4648	9.4811	4.3807	5.8402	4.4029	9.0939
	S	134.936	105.556	93.247	127.874	86.112	88.789	83.459	102.910	131.610	141.280	85.649	110.038	89.894	100.347	106.765
9	T	8.4608	16.1624	15.1413	23.6302	22.5324	22.3072	12.2785	21.8287	16.9663	18.5239	12.7796	6.7386	8.8589	7.6389	16.1172
	S	99.443	73.234	62.142	71.067	45.087	50.768	62.360	61.502	66.027	64.560	63.542	71.535	59.262	57.838	60.241
10	T	15.0323	15.2601	16.5806	24.2787	17.8953	21.8406	13.5932	19.5663	17.0897	17.9894	12.6493	7.2302	9.3652	7.6740	15.7511
	S	55.970	77.564	56.748	69.168	56.770	51.853	56.328	68.613	65.550	66.479	64.197	66.671	56.059	57.573	61.641
11	T	13.0833	16.7093	15.6558	26.4522	16.3145	20.1351	11.8072	20.3580	16.6476	18.5627	12.5620	7.7748	9.8143	4.9510	8.2188
	S	64.308	70.837	60.100	63.485	62.270	56.245	64.849	65.945	67.291	64.425	64.643	62.001	53.493	89.238	118.133
12	T	6.1637	10.7508	10.1283	12.8872	11.8139	12.9331	8.7412	12.7076	8.5127	8.5105	9.5274	4.3910	5.8697	4.3989	7.8919
	S	136.503	110.098	92.899	130.309	85.993	87.566	87.595	105.645	131.595	140.522	85.233	109.780	89.442	100.438	123.026
13	T	6.4682	15.4787	13.4039	19.2576	14.4924	15.6790	11.4835	16.0963	10.9035	12.7669	10.8085	5.5344	7.7056		
	S	130.077	76.469	70.197	87.203	70.099	72.230	66.677	83.404	102.740	93.673	75.130	87.100	68.132		

**Event:** Cooper Tires GP of Road America  
**Track:** Road America  
**Report:** Section Data Report  
**Session:** Race 2

**Round 6 / 7**  
**4.014 mile(s)**  
**USF2000**  
**June 24, 2018**



**Section Data for Car 38 - DeLuzuriaga, Oscar (R)**

Lap	T/SLap	PO to SF	SF to PI
1	T 175.2871	195.2128	
	S 82.438	69.711	
2	T 245.6971		
	S 58.814		
3	T 230.6205		
	S 62.659		
4	T 136.9955		
	S 105.481		
5	T 136.4600		
	S 105.895		
6	T 224.8454		
	S 64.268		
7	T 216.1024		
	S 66.868		
8	T 137.6192		
	S 105.003		
9	T 229.9649		
	S 62.837		
10	T 231.7960		
	S 62.341		
11	T 219.0466		
	S 65.970		
12	T 135.2279		
	S 106.860		
13	T		175.2313
	S		78.551

Event: Cooper Tires GP of Road America  
Track: Road America  
Report: Section Data Report  
Session: Race 2

Round 6 / 7  
4.014 mile(s)  
USF2000  
June 24, 2018



Section Data for Car 5 - Soler-Obel, Mathias (R)

Lap	T/SF to I1	I1 to I2	I2 to I3	I3 to I4	I4 to I5	I5 to I6	I6 to I7	I7 to I8	I8 to I9	I9 to I10	I10 to I11	I11 to I12	I12 to I13	I13 to I14	I14 to SF	
1	T	6.7770	11.9667	10.5351	13.8694	17.6982	13.8265	9.2483	15.9130	11.3065	11.4065	10.5640	6.3097	15.8721	10.2011	14.4878
	S	124.150	98.911	89.312	121.081	57.402	81.908	82.792	84.365	99.078	104.845	76.869	76.398	33.077	43.311	67.016
2	T			10.6600	17.0032	14.9005	13.0586	8.8609	12.8583	8.7390	8.8052	9.5919	4.4823	6.0927	4.3580	12.3805
	S			88.265	98.765	68.180	86.724	86.411	104.407	128.187	135.819	84.659	107.544	86.169	101.381	78.422
3	T	11.9455	20.1936	15.1779	41.3943	17.9579	15.8152	13.5473	18.7281	15.6830	17.3531	11.2773	6.9721	8.8813	4.3983	7.8281
	S	70.434	58.614	61.992	40.569	56.572	71.608	56.519	71.684	71.429	68.916	72.007	69.139	59.113	100.452	124.029
4	T	6.0952	11.5290	10.2822	13.0381	11.4229	12.3388	8.4785	12.6998	8.5216	8.5200	9.4456	4.3672	5.8466	4.3339	7.8416
	S	138.037	102.666	91.509	128.801	88.936	91.784	90.309	105.710	131.457	140.365	85.971	110.379	89.796	101.945	123.815
5	T	6.0187	10.4748	9.7256	13.0107	11.1088	12.3312	9.2379	13.0146	8.5131	8.5003	9.7240	4.7122	5.9724	4.5573	8.2987
	S	139.792	112.998	96.746	129.072	91.451	91.840	82.885	103.153	131.589	140.690	83.509	102.297	87.904	96.947	116.995
6	T	7.8252	13.1295	15.7387	23.5467	15.9247	18.0446	13.7654	19.9179	19.4966	18.9615	20.7086	6.0138	11.4668	6.9689	13.5506
	S	107.520	90.151	59.783	71.319	63.795	62.761	55.624	67.402	57.458	63.070	39.213	80.157	45.784	63.399	71.651
7	T	11.5783	19.6484	16.7062	23.7186	18.9475	13.9946	17.5144	20.1307	15.2848	18.6787	12.3050	6.2267	9.7220	5.0419	8.1676
	S	72.667	60.241	56.321	70.802	53.617	80.924	43.717	66.689	73.290	64.025	65.993	77.416	54.001	87.629	118.873
8	T	6.0468	10.7654	10.2562	13.0155	11.8986	13.4820	8.6550	12.8403	8.4239	8.3732	9.6048	4.4141	5.7928	4.2978	7.9379
	S	139.142	109.948	91.741	129.024	85.381	84.001	88.467	104.554	132.982	142.826	84.546	109.206	90.630	102.801	122.313
9	T	7.6207	18.0181	13.9180	24.7832	21.4878	22.4140	12.7204	22.2166	16.7672	17.6878	13.5338	7.1680	8.4112	7.7916	16.0299
	S	110.405	65.692	67.604	67.760	47.278	50.526	60.193	60.428	66.811	67.612	60.001	67.250	62.417	56.704	60.569
10	T	14.1237	15.6977	16.0061	24.9160	17.4626	22.4412	12.4982	20.5675	16.9800	18.3731	12.8821	7.2904	9.0721	7.4477	15.3299
	S	59.571	75.402	58.784	67.399	58.176	50.465	61.263	65.273	65.973	65.090	63.037	66.121	57.870	59.323	63.334
11	T	12.4213	17.7664	15.4895	26.6014	16.4315	19.6832	12.3526	20.5204	16.5658	18.8618	12.7001	8.5125	9.8698	5.0663	8.1632
	S	67.736	66.622	60.745	63.129	61.827	57.536	61.985	65.423	67.623	63.404	63.940	56.628	53.193	87.207	118.937
12	T	6.0981	11.1918	10.1606	12.9938	11.4542	12.5234	8.5406	12.6702	8.5213	8.4684	9.2612	4.3503	5.7924	4.2670	7.8503
	S	137.971	105.759	92.604	129.240	88.693	90.431	89.652	105.957	131.462	141.220	87.683	110.807	90.636	103.543	123.678
13	T	6.9577	14.4454	13.2475	18.3065	14.7908	15.2097	11.2958	15.3488	10.8403	11.5647	10.4393	5.1754	6.5644		
	S	120.926	81.939	71.025	91.733	68.685	74.459	67.785	87.466	103.339	103.410	77.787	93.142	79.977		

**Event:** Cooper Tires GP of Road America  
**Track:** Road America  
**Report:** Section Data Report  
**Session:** Race 2

Round 6 / 7  
 4.014 mile(s)  
**USF2000**  
 June 24, 2018



**Section Data for Car 5 - Soler-Obel, Mathias (R)**

Lap	T/SLap	PI to PO	PO to SF	SF to PI	
1	T	255.3085	113.4202	211.4851	166.4654
	S	56.600	13.418	64.347	82.687
2	T	170.7670		146.1899	
	S	84.621		93.087	
3	T	227.1530			
	S	63.615			
4	T	134.7610			
	S	107.230			
5	T	135.2003			
	S	106.881			
6	T	225.0595			
	S	64.207			
7	T	217.6654			
	S	66.388			
8	T	135.8043			
	S	106.406			
9	T	230.5683			
	S	62.673			
10	T	231.0883			
	S	62.532			
11	T	221.0058			
	S	65.385			
12	T	134.1436			
	S	107.723			
13	T				166.3770
	S				82.731



Event: Cooper Tires GP of Road America  
 Track: Road America  
 Report: Section Data Report  
 Session: Race 2

Round 6 / 7  
 4.014 mile(s)  
 USF2000  
 June 24, 2018



Section Data for Car 51 - d'Orlando, Michael (R)

Lap	T/SF to I1	I1 to I2	I2 to I3	I3 to I4	I4 to I5	I5 to I6	I6 to I7	I7 to I8	I8 to I9	I9 to I10	I10 to I11	I11 to I12	I12 to I13	I13 to I14	I14 to SF	
1	T	6.8255	11.7201	10.7705	12.9731	12.1702	12.8743	10.2136	16.0373	9.9636	11.6147	11.2293	7.8761	13.2539	8.8320	14.7235
	S	123.268	100.992	87.360	129.446	83.475	87.966	74.967	83.711	112.432	102.965	72.315	61.204	39.611	50.025	65.943
2	T	12.8750	20.8354	17.1017	35.6380	18.6215	16.4710	13.5111	19.8380	19.2299	18.6192	15.6085	8.5373	10.3251	5.6426	13.8936
	S	65.349	56.809	55.018	47.122	54.556	68.757	56.671	67.673	58.254	64.230	52.026	56.463	50.847	78.300	69.882
3	T	12.7023	18.7983	17.0147	34.9884	21.0317	18.7964	12.6436	19.6466	16.5873	17.0778	13.7899	7.5759	9.3738	4.5565	7.9529
	S	66.237	62.965	55.300	47.996	48.304	60.251	60.559	68.332	67.535	70.027	58.887	63.629	56.007	96.964	122.082
4	T	6.0789	10.9069	10.2313	12.8981	11.9795	12.5376	8.6913	12.8803	8.5211	8.4526	9.5400	4.3264	6.0414	4.3398	7.8006
	S	138.407	108.522	91.964	130.199	84.804	90.328	88.098	104.229	131.465	141.484	85.120	111.420	86.900	101.806	124.466
5	T	5.9632	10.6356	9.9455	12.7468	11.6939	13.4355	8.5856	12.6500	8.4865	8.5394	9.3627	4.3159	5.7340	4.2823	8.7796
	S	141.093	111.290	94.607	131.744	86.875	84.292	89.182	106.126	132.001	140.046	86.732	111.691	91.559	103.173	110.587
6	T	8.1849	12.7739	15.4562	25.0335	14.0571	19.0593	13.5991	20.3218	20.0470	18.3378	19.8685	5.8865	12.7793	6.7854	14.3458
	S	102.795	92.661	60.876	67.083	72.270	59.420	56.304	66.062	55.880	65.216	40.871	81.890	41.082	65.113	67.679
7	T	12.0216	19.7199	16.0037	23.5625	19.4438	14.1063	16.2732	20.0977	15.3511	19.1757	13.3308	6.5611	9.9983	5.2677	8.1652
	S	69.988	60.022	58.793	71.271	52.248	80.283	47.052	66.799	72.974	62.366	60.915	73.470	52.509	83.873	118.908
8	T	6.0866	11.0814	10.1958	12.8713	11.8997	13.0684	8.6033	12.6220	8.5145	8.5229	9.2274	4.3160	5.6992	4.3005	7.8903
	S	138.232	106.813	92.284	130.470	85.373	86.659	88.999	106.362	131.567	140.317	88.004	111.688	92.118	102.736	123.051
9	T	7.8367	17.3473	14.1291	24.9091	20.3503	22.8979	13.4626	21.8055	16.5695	17.9370	14.0490	7.2311	8.4485	7.0866	15.8888
	S	107.362	68.232	66.594	67.418	49.921	49.459	56.875	61.567	67.608	66.673	57.801	66.663	62.141	62.346	61.107
10	T	13.6365	16.4371	15.2502	24.3688	18.9305	22.1244	12.9108	20.2778	16.5201	18.6133	13.1955	7.5406	9.2020	6.2359	14.7216
	S	61.699	72.010	61.698	68.913	53.665	51.188	59.306	66.205	67.810	64.250	61.540	63.927	57.053	70.851	65.951
11	T	13.2922	18.3438	15.7126	26.0473	16.9824	19.5992	12.4616	20.4238	16.5366	18.8254	13.3085	8.7309	10.1203	5.2216	8.1616
	S	63.298	64.525	59.882	64.472	59.821	57.783	61.443	65.732	67.742	63.526	61.017	55.211	51.876	84.614	118.961
12	T	6.1725	10.7501	10.0020	12.8876	11.3718	12.4205	8.4894	12.6514	8.4922	8.4094	9.6563	4.4130	5.6683	4.3006	7.8317
	S	136.308	110.105	94.072	130.305	89.336	91.180	90.193	106.115	131.912	142.211	84.095	109.233	92.620	102.734	123.972
13	T	6.7668	13.6905	11.9943	17.4802	12.3172	13.4227	9.8927	13.8184	10.5380	10.4378	9.8826	4.7517	7.0120		
	S	124.337	86.457	78.446	96.070	82.479	84.372	77.399	97.153	106.304	114.575	82.169	101.447	74.872		

**Event:** Cooper Tires GP of Road America  
**Track:** Road America  
**Report:** Section Data Report  
**Session:** Race 2

**Round 6 / 7**  
**4.014 mile(s)**  
**USF2000**  
**June 24, 2018**



**Section Data for Car 51 - d'Orlando, Michael (R)**

Lap	T/SLap	PO to SF	SF to PI
1	T 171.0777	221.2914	
	S 84.467	61.495	
2	T 246.7479		
	S 58.563		
3	T 232.5361		
	S 62.143		
4	T 135.2258		
	S 106.861		
5	T 135.1565		
	S 106.916		
6	T 226.5361		
	S 63.789		
7	T 219.0786		
	S 65.960		
8	T 134.8993		
	S 107.120		
9	T 229.9490		
	S 62.842		
10	T 229.9651		
	S 62.837		
11	T 223.7678		
	S 64.578		
12	T 133.5168		
	S 108.229		
13	T		154.4121
	S		89.142

Event: Cooper Tires GP of Road America  
Track: Road America  
Report: Section Data Report  
Session: Race 2

Round 6 / 7  
4.014 mile(s)  
USF2000  
June 24, 2018



Section Data for Car 79 - Abel, Jacob (R)

Lap	T/SF to I1	I1 to I2	I2 to I3	I3 to I4	I4 to I5	I5 to I6	I6 to I7	I7 to I8	I8 to I9	I9 to I10	I10 to I11	I11 to I12	I12 to I13	I13 to I14	I14 to SF	
1	T	6.7517	11.8544	10.4312	13.4716	11.9641	13.1837	10.9949	17.0483	9.7839	12.1892	10.9904	7.2922	13.7903	9.1360	14.5052
	S	124.615	99.848	90.201	124.656	84.913	85.902	69.640	78.747	114.497	98.112	73.887	66.104	38.070	48.360	66.935
2	T	12.6229	20.9981	16.5746	37.9577	17.3926	15.4591	13.3915	20.1379	18.6341	18.7993	16.4620	7.7796	10.6405	4.9937	14.1343
	S	66.654	56.369	56.768	44.242	58.410	73.258	57.177	66.665	60.117	63.615	49.328	61.963	49.340	88.475	68.692
3	T	13.0980	19.9649	16.4771	36.5955	18.8767	18.7462	12.3219	20.1627	16.2947	17.5217	12.1469	7.2989	9.2471	4.4788	7.8859
	S	64.236	59.286	57.104	45.889	53.818	60.412	62.140	66.583	68.748	68.253	66.852	66.044	56.775	98.647	123.120
4	T	6.0200	10.9833	10.3373	13.2039	11.7251	12.5696	8.7214	12.9756	8.5752	8.5967	9.5380	4.3518	5.9007	4.3405	7.9194
	S	139.761	107.767	91.021	127.183	86.644	90.098	87.793	103.463	130.636	139.113	85.138	110.769	88.972	101.790	122.599
5	T	6.1279	10.5662	9.7001	12.9985	11.3544	12.4453	30.0572	14.8283	8.7040	8.7887	10.1435	4.6495	5.9017	4.3273	8.7325
	S	137.300	112.021	97.000	129.193	89.473	90.998	25.474	90.536	128.703	136.073	80.056	103.677	88.957	102.100	111.183
6	T	6.6589	11.0105	9.8041	14.6755	14.5840	18.2667	13.5860	21.0582	18.2764	19.6036	21.7275	5.7953	10.9748	8.2784	12.3136
	S	126.352	107.501	95.971	114.430	69.659	61.998	56.358	63.752	61.294	61.005	37.374	83.179	47.837	53.370	78.849
7	T	11.0370	20.5588	17.2181	22.6238	17.9975	15.4303	15.8459	20.4903	15.3665	18.6197	12.1827	5.4090	9.1541	5.1410	8.2119
	S	76.231	57.573	54.647	74.228	56.447	73.395	48.321	65.519	72.901	64.228	66.656	89.119	57.351	85.940	118.232
8	T	6.1223	11.2096	10.2405	13.0160	11.8823	12.6878	9.1475	13.0589	8.5217	8.5575	9.4361	4.3144	5.8761	4.3026	9.5614
	S	137.426	105.591	91.881	129.020	85.498	89.259	83.704	102.803	131.456	139.750	86.057	111.729	89.345	102.686	101.545
9	T	8.5386	16.4331	15.2355	23.2417	22.9573	22.0312	12.1855	22.3260	16.7134	18.3731	12.9484	6.6411	9.0036	7.3395	16.3788
	S	98.536	72.028	61.758	72.255	44.252	51.404	62.835	60.132	67.026	65.090	62.714	72.585	58.310	60.197	59.278
10	T	14.8149	15.7846	16.2185	24.5683	18.5595	21.0564	13.2527	19.7606	17.2567	18.0230	12.4497	7.3823	9.3868	7.2402	16.1535
	S	56.792	74.987	58.015	68.353	54.738	53.784	57.776	67.938	64.915	66.355	65.226	65.297	55.930	61.023	60.105
11	T	13.2052	16.9022	15.0369	26.9272	16.1768	19.9189	11.7150	20.8366	16.0544	18.7114	12.5127	7.4794	9.8099	4.9316	8.1731
	S	63.715	70.029	62.573	62.365	62.800	56.856	65.359	64.430	69.777	63.913	64.898	64.450	53.517	89.589	118.793
12	T	6.1393	10.6489	10.0146	12.7271	11.7706	12.6451	8.6315	12.6788	8.4657	8.4754	9.5453	4.4704	5.9785	4.3521	7.9311
	S	137.046	111.151	93.954	131.948	86.309	89.560	88.708	105.885	132.325	141.104	85.073	107.830	87.815	101.518	122.418
13	T	6.4511	14.5123	13.3337	18.8324	14.8684	15.5832	11.0066	16.5740	10.9919	12.8016	10.9448	5.4022	6.9963		
	S	130.422	81.561	70.566	89.172	68.327	72.674	69.566	81.000	101.914	93.419	74.195	89.231	75.040		

**Event:** Cooper Tires GP of Road America  
**Track:** Road America  
**Report:** Section Data Report  
**Session:** Race 2

**Round 6 / 7**  
**4.014 mile(s)**  
**USF2000**  
**June 24, 2018**



**Section Data for Car 79 - Abel, Jacob (R)**

Lap	T/Slap	PO to SF	SF to PI
1	T 173.3871	210.1158	
	S 83.342	64.766	
2	T 245.9779		
	S 58.747		
3	T 231.1170		
	S 62.524		
4	T 135.7585		
	S 106.442		
5	T 159.3251		
	S 90.698		
6	T 206.6135		
	S 69.939		
7	T 215.2866		
	S 67.122		
8	T 137.9347		
	S 104.763		
9	T 230.3468		
	S 62.733		
10	T 231.9077		
	S 62.311		
11	T 218.3913		
	S 66.167		
12	T 134.4744		
	S 107.458		
13	T		172.7891
	S		79.661

Event: Cooper Tires GP of Road America  
Track: Road America  
Report: Section Data Report  
Session: Race 2

Round 6 / 7  
4.014 mile(s)  
USF2000  
June 24, 2018



Section Data for Car 8 - Kirkwood, Kyle (R)

Lap	T/SF to I1	I1 to I2	I2 to I3	I3 to I4	I4 to I5	I5 to I6	I6 to I7	I7 to I8	I8 to I9	I9 to I10	I10 to I11	I11 to I12	I12 to I13	I13 to I14	I14 to SF	
1	T	6.8563	11.2762	10.3645	12.9960	11.7184	12.7017	9.2220	13.9359	10.8253	10.5017	12.5551	7.9847	12.2142	8.6016	14.8953
	S	122.714	104.968	90.782	129.218	86.693	89.161	83.028	96.334	103.482	113.878	64.679	60.371	42.983	51.365	65.182
2	T	12.5785	21.4458	15.8620	33.9069	18.1842	20.1435	12.9049	20.1950	19.4879	18.8400	13.3088	8.7110	9.9186	5.0390	15.7377
	S	66.889	55.192	59.318	49.527	55.868	56.222	59.333	66.477	57.483	63.477	61.016	55.338	52.931	87.680	61.693
3	T	12.0118	20.0098	15.3010	34.2301	20.6330	21.1331	12.1570	19.1476	18.5797	17.5183	14.1579	8.7554	9.8934	4.6620	7.8954
	S	70.045	59.153	61.493	49.060	49.237	53.589	62.983	70.113	60.293	68.266	57.356	55.057	53.066	94.770	122.971
4	T	6.0382	10.9838	10.2089	12.8525	11.4029	12.5956	8.5818	12.6189	8.5362	8.4532	10.0027	4.4718	5.8723	4.2610	7.8401
	S	139.340	107.762	92.166	130.661	89.092	89.912	89.222	106.388	131.233	141.474	81.183	107.797	89.403	103.689	123.839
5	T	6.0781	10.3993	9.6905	12.7628	11.1628	12.1683	8.3615	12.4501	8.4273	8.3834	9.1944	4.3550	5.6441	4.2499	8.0249
	S	138.425	113.819	97.096	131.579	91.008	93.070	91.572	107.830	132.928	142.652	88.320	110.688	93.017	103.960	120.987
6	T	7.8342	13.6881	16.0413	23.5029	15.2460	19.2106	14.1407	20.4064	18.8868	17.7262	17.4162	8.2690	11.8699	5.0799	15.8525
	S	107.396	86.472	58.655	71.452	66.634	58.952	54.147	65.788	59.313	67.466	46.626	58.295	44.230	86.974	61.246
7	T	12.1675	19.1815	15.2878	24.3968	17.8711	18.0915	15.0981	18.3802	16.7940	18.2672	15.0900	8.6473	11.1277	5.9655	8.3254
	S	69.148	61.707	61.546	68.834	56.846	62.598	50.714	73.041	66.704	65.468	53.813	55.745	47.180	74.062	116.620
8	T	6.2014	11.0759	9.8953	13.1964	11.3909	12.1193	8.3298	12.3811	8.4469	8.4903	9.1366	4.3090	5.6001	4.2481	7.8558
	S	135.673	106.866	95.086	127.256	89.186	93.446	91.921	108.431	132.620	140.856	88.878	111.869	93.748	104.004	123.591
9	T	8.7743	17.7531	13.9817	25.0463	19.9738	23.5163	13.5275	20.8566	16.4398	18.1009	14.0703	7.4688	9.0738	6.8490	15.6655
	S	95.890	66.672	67.296	67.049	50.862	48.158	56.602	64.368	68.141	66.069	57.713	64.541	57.859	64.508	61.978
10	T	12.9037	16.7326	15.5621	24.9620	18.1782	22.2581	12.5656	20.6878	16.7552	17.4341	14.2909	7.3245	8.7315	6.7939	15.2553
	S	65.203	70.738	60.462	67.275	55.886	50.880	60.935	64.893	66.858	68.596	56.823	65.813	60.127	65.032	63.644
11	T	12.9818	18.4053	15.6478	24.3671	18.1633	19.5804	13.3329	20.3542	16.4046	18.1784	15.0835	9.0754	10.2766	5.2323	8.1828
	S	64.811	64.310	60.130	68.917	55.932	57.838	57.428	65.957	68.287	65.787	53.837	53.116	51.087	84.441	118.652
12	T	6.1679	10.5057	9.6758	13.0333	11.3071	12.0517	8.2969	12.3533	8.4791	8.5329	9.0946	4.3243	5.5715	4.2414	7.8576
	S	136.410	112.666	97.244	128.848	89.847	93.970	92.285	108.675	132.116	140.153	89.289	111.474	94.230	104.168	123.563
13	T	7.5777	13.5404	13.0126	19.6840	14.5377	16.5085	12.3484	15.3171	11.4335	11.5667	10.2594	5.1387	6.4360		
	S	111.032	87.415	72.308	85.314	69.881	68.601	62.007	87.647	97.978	103.392	79.151	93.807	81.572		

**Event:** Cooper Tires GP of Road America  
**Track:** Road America  
**Report:** Section Data Report  
**Session:** Race 2

**Round 6 / 7**  
**4.014 mile(s)**  
**USF2000**  
**June 24, 2018**



**Section Data for Car 8 - Kirkwood, Kyle (R)**

Lap	T/Slap	PO to SF	SF to PI
1	T 166.6489	223.6820	
	S 86.712	60.838	
2	T 246.2638		
	S 58.679		
3	T 236.0855		
	S 61.208		
4	T 134.7199		
	S 107.263		
5	T 131.3524		
	S 110.012		
6	T 225.1707		
	S 64.175		
7	T 224.6916		
	S 64.312		
8	T 132.6769		
	S 108.914		
9	T 231.0977		
	S 62.529		
10	T 230.4355		
	S 62.709		
11	T 225.2664		
	S 64.148		
12	T 131.4931		
	S 109.895		
13	T		168.4326
	S		81.721

Event: Cooper Tires GP of Road America  
 Track: Road America  
 Report: Section Data Report  
 Session: Race 2

Round 6 / 7  
 4.014 mile(s)  
 USF2000  
 June 24, 2018



Section Data for Car 80 - Van der Watt, Julian (R)

Lap	T/SF to I1	I1 to I2	I2 to I3	I3 to I4	I4 to I5	I5 to I6	I6 to I7	I7 to I8	I8 to I9	I9 to I10	I10 to I11	I11 to I12	I12 to I13	I13 to I14	I14 to SF	
1	T	6.8386	11.3996	10.4593	13.0325	11.5219	12.8363	9.6866	14.2037	10.8708	10.0167	12.4762	8.1838	12.3049	8.4353	15.0265
	S	123.032	103.831	89.959	128.856	88.172	88.226	79.045	94.518	103.049	119.392	65.088	58.902	42.666	52.377	64.613
2	T	12.7528	21.3848	16.6600	33.9184	17.6269	19.7140	12.8376	20.5313	19.3090	18.6320	13.7161	8.5600	9.7748	5.3412	15.6565
	S	65.975	55.349	56.477	49.511	57.634	57.446	59.644	65.388	58.016	64.186	59.204	56.314	53.710	82.719	62.013
3	T	11.8530	19.8121	15.7606	34.4463	20.2655	21.0668	12.2655	19.0842	18.3633	17.3412	14.2404	8.5157	9.8205	4.7042	8.0359
	S	70.983	59.743	59.700	48.752	50.130	53.758	62.426	70.346	61.004	68.963	57.024	56.607	53.460	93.920	120.821
4	T	6.1109	10.6745	10.2457	12.9320	11.4999	12.4735	8.6005	12.7646	8.5660	8.4641	9.6890	4.5404	6.0419	4.3705	7.9447
	S	137.682	110.884	91.835	129.858	88.341	90.792	89.028	105.174	130.776	141.292	83.811	106.168	86.893	101.091	122.208
5	T	6.1902	10.5897	10.0868	12.9258	11.1385	12.1030	8.3575	12.4567	8.4718	8.4475	9.2434	4.3335	5.6651	4.2914	7.9030
	S	135.919	111.772	93.281	129.920	91.207	93.572	91.616	107.773	132.230	141.570	87.851	111.237	92.673	102.954	122.853
6	T	7.8579	13.2191	16.0211	23.8581	14.9539	19.6331	13.7365	20.6082	19.0569	17.5173	18.3090	7.4343	13.2507	5.2039	14.6264
	S	107.072	89.540	58.729	70.388	67.936	57.683	55.741	65.144	58.783	68.270	44.352	64.841	39.621	84.901	66.381
7	T	12.1190	19.7393	16.7217	22.9781	19.7194	15.2550	15.1788	21.0046	16.0159	19.1414	13.0410	8.2667	10.2624		
	S	69.425	59.963	56.269	73.083	51.518	74.238	50.444	63.915	69.945	62.478	62.269	58.312	51.158		

**Event:** Cooper Tires GP of Road America  
**Track:** Road America  
**Report:** Section Data Report  
**Session:** Race 2

**Round 6 / 7**  
**4.014 mile(s)**  
**USF2000**  
**June 24, 2018**



**Section Data for Car 80 - Van der Watt, Julian (R)**

Lap	T/SLap	PO to SF	SF to PI
1	T 167.2927	222.5671	
	S 86.378	61.143	
2	T 246.4154		
	S 58.642		
3	T 235.5752		
	S 61.341		
4	T 134.9182		
	S 107.105		
5	T 132.2039		
	S 109.304		
6	T 225.2864		
	S 64.142		
7	T 240.4815		221.1803
	S 60.089		62.232



**Event:** Cooper Tires GP of Road America  
**Track:** Road America  
**Report:** Section Data Report  
**Session:** Race 2

**Round 6 / 7**  
**4.014 mile(s)**  
**USF2000**  
**June 24, 2018**



**Section Data for Car 81 - Dupell, Kyle (R)**

Lap	T/SF to I1	I1 to I2	I2 to I3	I3 to I4	I4 to I5	I5 to I6	I6 to I7	I7 to I8	I8 to I9	I9 to I10	I10 to I11	I11 to I12	I12 to I13	I13 to I14	I14 to SF	
1	T	6.9156	11.8478	10.4925	13.1668	12.1167	13.5647	10.7051	16.5725	9.8313	12.3311	10.9229	7.5944	13.4688	9.2348	14.2607
	S	121.662	99.903	89.674	127.542	83.844	83.489	71.525	81.008	113.945	96.983	74.343	63.474	38.979	47.843	68.083
2	T	12.5922	21.4701	16.5197	37.0291	18.1259	15.3257	13.8075	19.4876	18.4484	19.0393	16.6962	7.9609	10.4244	5.2167	13.3685
	S	66.816	55.130	56.957	45.351	56.047	73.895	55.454	68.890	60.722	62.813	48.637	60.552	50.363	84.693	72.627
3	T	13.1022	19.5690	16.5986	35.6771	20.0859	18.7123	12.2153	20.1924	16.1138	17.3009	13.4347	7.4143	9.4209	4.5871	7.9509
	S	64.215	60.485	56.686	47.070	50.578	60.522	62.682	66.485	69.520	69.124	60.444	65.016	55.727	96.318	122.113
4	T	6.0944	11.1743	10.0397	12.9840	11.4170	12.6377	8.8091	12.8695	8.4626	8.4532	9.5561	4.4374	5.8883	4.3142	7.8336
	S	138.055	105.925	93.719	129.338	88.982	89.613	86.919	104.316	132.374	141.474	84.977	108.632	89.160	102.410	123.942
5	T	6.0318	10.5153	9.9246	12.8159	11.9377	12.9281	9.3888	12.9221	8.5027	8.5524					
	S	139.488	112.563	94.806	131.034	85.101	87.600	81.553	103.892	131.750	139.833					

**Event:** Cooper Tires GP of Road America

**Round 6 / 7**

**Track:** Road America

**4.014 mile(s)**



**Report:** Section Data Report

**USF2000**

**Session:** Race 2

**June 24, 2018**

**Section Data for Car 81 - Dupell, Kyle (R)**

Lap	T/SLap	PO to SF
1	T 173.0257	218.3542
	S 83.516	62.323
2	T 245.5122	
	S 58.858	
3	T 232.3754	
	S 62.186	
4	T 134.9711	
	S 107.063	
5	T	
	S	

Event: Cooper Tires GP of Road America  
 Track: Road America  
 Report: Section Data Report  
 Session: Race 2

Round 6 / 7  
 4.014 mile(s)  
 USF2000  
 June 24, 2018



Section Data for Car 82 - Tomaselli, Bruna

Lap	T/SF to I1	I1 to I2	I2 to I3	I3 to I4	I4 to I5	I5 to I6	I6 to I7	I7 to I8	I8 to I9	I9 to I10	I10 to I11	I11 to I12	I12 to I13	I13 to I14	I14 to SF	
1	T	6.8134	12.3497	10.2854	14.2136	14.7982	13.1608	9.1012	16.8062	10.3046	12.1805	10.4071	6.8120	15.2639	7.9559	15.1013
	S	123.487	95.843	91.480	118.149	68.651	86.051	84.130	79.881	108.711	98.182	78.028	70.764	34.395	55.533	64.293
2	T	11.9348	20.8715	16.8997	40.3383	17.1042	14.2099	12.8181	19.8304	18.4395	20.1056	14.2393	8.1970	10.8372	5.5390	14.1153
	S	70.497	56.711	55.676	41.631	59.395	79.698	59.734	67.699	60.751	59.481	57.028	58.808	48.444	79.765	68.784
3	T	12.9306	20.2171	15.7045	39.3831	18.4124	17.3422	13.8699	17.4638	16.2290	18.1423	11.2872	6.7801	9.7133	4.5748	7.9912
	S	65.068	58.546	59.913	42.641	55.175	65.303	55.205	76.873	69.026	65.918	71.944	71.097	54.050	96.577	121.497
4	T	6.1650	11.7326	10.6083	13.0316	11.7451	12.6006	8.6955	12.7108	8.6721	8.5383	9.6169	4.5291	6.0693	4.4418	7.9790
	S	136.474	100.884	88.696	128.865	86.496	89.877	88.055	105.619	129.176	140.064	84.439	106.433	86.501	99.468	121.683
5	T	6.0600	10.7434	9.7056	13.0872	11.3497	12.4338	8.9204	12.9413	8.5865	8.6093	9.5568	4.4458	5.8952	4.4206	8.5916
	S	138.839	110.173	96.945	128.318	89.510	91.082	85.835	103.738	130.464	138.909	84.970	108.427	89.056	99.945	113.007
6	T	7.9554	12.7782	14.9372	24.1521	15.4847	18.0051	13.6447	20.2799	19.3316	18.8103	21.3055	5.9456	11.7771	7.3146	13.2948
	S	105.760	92.629	62.991	69.531	65.607	62.899	56.116	66.199	57.948	63.577	38.114	81.076	44.578	60.402	73.029
7	T	11.2110	20.0585	16.9007	22.9620	18.3976										
	S	75.048	59.009	55.673	73.135	55.220										
8	T															
	S											9.4652	4.3640	5.9652	4.4487	8.9467
9	T	8.2815	16.3278	15.0860	23.7406	22.0146	22.5623	12.3139	21.8681	16.9704	18.1719	12.9381	6.9339	8.8550	7.6447	16.1039
	S	101.596	72.492	62.370	70.736	46.147	50.194	62.180	61.391	66.011	65.811	62.764	69.520	59.289	57.794	60.290
10	T	15.0630	15.1549	16.4850	24.4810	17.6473	21.9696	13.3842	19.8231	17.0671	17.7431	12.9532	7.2056	9.4403	7.5338	15.6457
	S	55.856	78.103	57.077	68.597	57.567	51.549	57.208	67.724	65.637	67.401	62.691	66.899	55.613	58.645	62.056
11	T	13.2801	16.6422	15.7432	26.3647	16.1943	20.3164	11.5914	20.6022	16.5393	18.5174	12.6439	7.9839	9.8128	4.9402	8.1490
	S	63.355	71.123	59.766	63.696	62.733	55.743	66.056	65.163	67.731	64.583	64.224	60.377	53.502	89.433	119.145
12	T	6.0532	10.8893	10.2140	13.0120	11.7905	12.5351	8.4862	12.6795	8.5084	8.5325	9.7241	4.3978	5.9897	4.4954	8.0102
	S	138.995	108.697	92.120	129.059	86.163	90.346	90.227	105.880	131.661	140.159	83.509	109.611	87.650	98.282	121.209
13	T	6.6303	15.3172	13.3091	19.0289	14.6237	15.8864	11.3413	15.7923	10.9502	12.9220	10.8157	5.5457	7.4218		
	S	126.897	77.275	70.697	88.251	69.470	71.287	67.513	85.010	102.302	92.548	75.080	86.922	70.738		

**Event:** Cooper Tires GP of Road America  
**Track:** Road America  
**Report:** Section Data Report  
**Session:** Race 2

**Round 6 / 7**  
**4.014 mile(s)**  
**USF2000**  
**June 24, 2018**



**Section Data for Car 82 - Tomaselli, Bruna**

Lap	T/SLap	PO to SF	SF to PI
1	T 175.5538	197.7808	
	S 82.313	68.806	
2	T 245.4798		
	S 58.866		
3	T 230.0415		
	S 62.816		
4	T 137.1360		
	S 105.373		
5	T 135.3472		
	S 106.765		
6	T 225.0168		
	S 64.219		
7	T 217.3961		
	S 66.470		
8	T 136.7066		
	S 105.704		
9	T 229.8127		
	S 62.879		
10	T 231.5969		
	S 62.395		
11	T 219.3210		
	S 65.887		
12	T 135.3179		
	S 106.789		
13	T		174.2904
	S		78.975

Event: Cooper Tires GP of Road America  
 Track: Road America  
 Report: Section Data Report  
 Session: Race 2

Round 6 / 7  
 4.014 mile(s)  
 USF2000  
 June 24, 2018



Section Data for Car 9 - Dickerson, Dakota

Lap	T/SF to I1	I1 to I2	I2 to I3	I3 to I4	I4 to I5	I5 to I6	I6 to I7	I7 to I8	I8 to I9	I9 to I10	I10 to I11	I11 to I12	I12 to I13	I13 to I14	I14 to SF	
1	T	6.7957	11.7400	10.4785	12.9577	11.7080	13.0333	10.6528	16.3197	9.7434	12.1055	11.3207	7.6046	13.3778	8.8187	14.4064
	S	123.808	100.821	89.794	129.600	86.771	86.893	71.876	82.263	114.973	98.791	71.731	63.389	39.244	50.100	67.394
2	T	12.6084	21.1123	16.7796	36.2440	18.5786	16.0870	13.3270	19.9255	18.8945	18.8898	16.1906	8.1207	10.0675	5.5362	13.9913
	S	66.730	56.064	56.075	46.334	54.682	70.398	57.453	67.376	59.289	63.310	50.155	59.360	52.148	79.805	69.394
3	T	12.8656	19.7802	16.6995	34.9956	20.4612	18.5018	12.6029	20.0040	16.3494	17.1023	13.6951	7.4200	9.2752	4.4960	7.8742
	S	65.396	59.839	56.344	47.987	49.651	61.210	60.754	67.112	68.518	69.927	59.295	64.966	56.603	98.269	123.303
4	T	6.1035	10.9074	10.3761	12.8969	11.8903	12.6461	8.7021	12.8430	8.5674	8.5388	9.4126	4.4763	5.8798	4.3121	7.7812
	S	137.849	108.517	90.680	130.211	85.440	89.553	87.988	104.532	130.755	140.056	86.272	107.688	89.289	102.460	124.776
5	T	5.9382	10.6660	10.0010	12.8198	11.5067	13.4388	8.8737	12.8962	8.5238	8.5364	9.3311	4.3478	5.7524	4.4768	9.5039
	S	141.687	110.973	94.082	130.994	88.288	84.271	86.287	104.100	131.423	140.095	87.026	110.871	91.266	98.691	102.159
6	T	8.2562	13.2092	14.8098	24.7431	14.4965	18.8308	13.5633	20.5431	19.9685	18.5739	19.9384	5.4572	12.8751	6.7512	14.3230
	S	101.907	89.607	63.533	67.870	70.080	60.141	56.452	65.350	56.100	64.387	40.728	88.332	40.776	65.443	67.787
7	T	11.7634	19.7987	16.3194	23.3447	19.3624	14.2684	16.5985	20.5150	15.1282	19.2324	12.4759	6.2906	9.6682	5.0710	8.2255
	S	71.524	59.784	57.656	71.936	52.468	79.371	46.130	65.440	74.049	62.182	65.089	76.629	54.302	87.126	118.036
8	T	6.1020	10.7686	10.3548	12.9786	11.7016	13.4253	8.6119	12.7530	8.4906	8.4658	9.3369	4.3699	5.7211	4.3034	7.9118
	S	137.883	109.916	90.867	129.391	86.818	84.356	88.910	105.269	131.937	141.264	86.972	110.310	91.766	102.667	122.717
9	T	7.5638	17.8734	13.6262	25.1062	20.8115	22.4001	13.4408	22.0197	16.5076	17.7364	14.0233	7.1466	8.4614	7.4502	15.6864
	S	111.236	66.223	69.051	66.889	48.815	50.558	56.967	60.968	67.861	67.427	57.907	67.451	62.046	59.303	61.895
10	T	13.6237	16.4970	15.1469	24.7948	18.3477	22.0411	13.0832	20.2381	16.5939	18.7073	13.1240	7.4512	9.2547	6.2671	14.7660
	S	61.757	71.749	62.119	67.729	55.370	51.381	58.524	66.335	67.508	63.927	61.875	64.694	56.728	70.498	65.753
11	T	13.3373	18.1324	15.7049	26.1641	16.8335	19.6803	12.8226	20.2714	16.2060	19.1808	12.9454	8.6263	10.0765	5.2218	8.4238
	S	63.084	65.277	59.912	64.184	60.350	57.545	59.713	66.226	69.124	62.349	62.728	55.881	52.101	84.610	115.258
12	T	6.2736	11.0425	10.1585	13.2938	11.3443	12.7827	8.4800	12.8023	8.5130	8.4373	9.4416	4.3737	5.7509	4.3463	7.8877
	S	134.112	107.189	92.623	126.323	89.552	88.596	90.293	104.864	131.590	141.741	86.007	110.215	91.290	101.654	123.092
13	T	6.7993	14.5118	13.4522	18.7411	14.7843	15.5324	11.5024	16.2765	10.9815	12.4095	10.7288	5.2352	7.1742		
	S	123.743	81.564	69.945	89.606	68.715	72.912	66.567	82.481	102.010	96.370	75.688	92.078	73.179		

**Event:** Cooper Tires GP of Road America  
**Track:** Road America  
**Report:** Section Data Report  
**Session:** Race 2

Round 6 / 7  
 4.014 mile(s)  
 USF2000  
 June 24, 2018



**Section Data for Car 9 - Dickerson, Dakota**

Lap	T/SLap	PO to SF	SF to PI
1	T 171.0628	214.2894	
	S 84.474	63.505	
2	T 246.3530		
	S 58.657		
3	T 232.1230		
	S 62.253		
4	T 135.3336		
	S 106.776		
5	T 136.6126		
	S 105.776		
6	T 226.3393		
	S 63.844		
7	T 218.0623		
	S 66.267		
8	T 135.2953		
	S 106.806		
9	T 229.8536		
	S 62.868		
10	T 229.9367		
	S 62.845		
11	T 223.6271		
	S 64.618		
12	T 134.9282		
	S 107.097		
13	T		172.1122
	S		79.974

Event: Cooper Tires GP of Road America  
 Track: Road America  
 Report: Section Data Report  
 Session: Race 2

Round 6 / 7  
 4.014 mile(s)  
 USF2000  
 June 24, 2018



Section Data for Car 90 - Cabrera, Manuel (R)

Lap	T/SF to I1	I1 to I2	I2 to I3	I3 to I4	I4 to I5	I5 to I6	I6 to I7	I7 to I8	I8 to I9	I9 to I10	I10 to I11	I11 to I12	I12 to I13	I13 to I14	I14 to SF	
1	T	6.8074	11.7536	10.6887	13.7924	13.6020	13.1925	10.1299	17.4727	10.2436	11.9237	10.5896	7.0426	14.6647	8.7900	14.5983
	S	123.595	100.704	88.028	121.757	74.688	85.844	75.586	76.834	109.359	100.297	76.683	68.447	35.800	50.264	66.508
2	T	12.2489	20.8422	16.9859	39.3338	16.8941	15.2619	12.7238	20.0337	18.4050	19.8191	14.6007	8.0485	10.8892	5.2849	14.3155
	S	68.689	56.790	55.394	42.694	60.134	74.204	60.177	67.012	60.865	60.341	55.617	59.893	48.213	83.600	67.822
3	T	13.0573	20.3332	15.8522	38.0959	19.8081	16.8888	14.6055	18.9860	14.3135	17.4474	11.8312	6.9956	9.2862	4.5858	8.1781
	S	64.436	58.212	59.355	44.081	51.288	67.056	52.424	70.710	78.264	68.544	68.636	68.907	56.536	96.345	118.721
4	T	6.2476	10.9051	9.9135	13.1833	11.4336	12.4413	8.6381	12.8150	8.5078	8.5558	9.5569	4.3776	5.8880	4.3097	7.9078
	S	134.670	108.540	94.912	127.382	88.853	91.027	88.640	104.760	131.671	139.778	84.970	110.116	89.164	102.517	122.779
5	T	6.0848	10.5382	9.8392	12.9924	11.7697	12.3576	9.0215	12.9437	8.5151	8.6064	10.2943	4.7600	5.9891	4.4481	8.2489
	S	138.273	112.319	95.629	129.254	86.316	91.644	84.873	103.718	131.558	138.956	78.883	101.270	87.659	99.327	117.702
6	T	7.8193	13.1486	15.3403	23.9015	15.8242	18.0341	13.9504	19.5011	19.7625	18.8890	20.7781	6.1656	10.9824		
	S	107.601	90.020	61.336	70.260	64.200	62.798	54.886	68.842	56.684	63.312	39.082	78.183	47.804		
7	T			9.9078	13.4065	11.3522	12.5632	13.4975	20.4360	15.0230	18.8797	12.1509	5.3281	9.2671	5.0677	8.2586
	S			94.967	125.261	89.490	90.144	56.728	65.693	74.567	63.344	66.830	90.472	56.652	87.183	117.563
8	T	6.1731	10.8533	10.0647	13.0350	11.5095	12.8150	8.8326	12.6582	8.5152	8.5448	9.3678	4.3816	5.6491	4.3378	9.1570
	S	136.295	109.058	93.486	128.831	88.267	88.373	86.688	106.058	131.556	139.958	86.685	110.016	92.935	101.853	106.029
9	T	8.1123	16.6911	14.3683	24.3701	21.9159	22.5430	12.2769	21.9278	17.0948	18.1107	12.8981	7.0575	8.9813	7.5071	16.1021
	S	103.715	70.914	65.485	68.909	46.355	50.237	62.368	61.224	65.530	66.033	62.959	68.303	58.455	58.853	60.297
10	T	14.6933	15.2898	16.4581	24.7519	17.7689	21.9685	13.2259	19.6998	16.9959	18.0940	12.9958	7.2465	9.3169	7.5064	15.3833
	S	57.262	77.413	57.170	67.846	57.173	51.551	57.893	68.148	65.912	66.094	62.485	66.521	56.349	58.859	63.114
11	T	13.2353	16.7276	15.8961	26.2972	16.1941	20.1536	11.4806	20.5824	16.7643	18.7934	12.8112	7.9999	9.7842	4.9645	8.2479
	S	63.570	70.759	59.191	63.859	62.733	56.193	66.694	65.226	66.822	63.635	63.386	60.256	53.658	88.996	117.716
12	T	6.1782	10.7819	10.0207	12.9431	11.4562	12.7366	8.4592	12.7242	8.5076	8.3837	9.3553	4.4018	5.7805	4.3547	7.9395
	S	136.183	109.780	93.897	129.746	88.678	88.917	90.515	105.508	131.674	142.647	86.801	109.511	90.823	101.458	122.288
13	T	6.7744	14.3548	13.1393	19.0440	14.5390	15.1981	11.9025	15.7141	11.0751	12.4254	10.9695	5.1515	7.0379		
	S	124.198	82.456	71.610	88.181	69.875	74.516	64.329	85.433	101.148	96.247	74.028	93.574	74.596		

**Event:** Cooper Tires GP of Road America  
**Track:** Road America  
**Report:** Section Data Report  
**Session:** Race 2

**Round 6 / 7**  
**4.014 mile(s)**  
**USF2000**  
**June 24, 2018**



**Section Data for Car 90 - Cabrera, Manuel (R)**

Lap	T/SLap	PI to PO	PO to SF	SF to PI
1	T	175.2917		207.2133
	S	82.436		65.673
2	T	245.6872		
	S	58.816		
3	T	230.2648		
	S	62.756		
4	T	134.6811		
	S	107.293		
5	T	136.4090		
	S	105.934		
6	T	230.2306	62.3231	213.5703
	S	62.765	24.418	64.450
7	T	214.6245		168.9617
	S	67.329		80.541
8	T	135.8947		
	S	106.335		
9	T	229.9570		
	S	62.840		
10	T	231.3950		
	S	62.449		
11	T	219.9323		
	S	65.704		
12	T	134.0232		
	S	107.820		
13	T			170.6304
	S			80.669



Event: Cooper Tires GP of Road America  
 Track: Road America  
 Report: Section Data Report  
 Session: Race 2

Round 6 / 7  
 4.014 mile(s)  
 USF2000  
 June 24, 2018



Section Data for Car 91 - Fraga, Igor (R)

Lap	T/SF to I1	I1 to I2	I2 to I3	I3 to I4	I4 to I5	I5 to I6	I6 to I7	I7 to I8	I8 to I9	I9 to I10	I10 to I11	I11 to I12	I12 to I13	I13 to I14	I14 to SF	
1	T	6.7014	11.6165	10.8869	13.4163	11.7466	12.9674	10.7437	16.4735	9.6542	12.2700	11.1604	7.5958	13.4639	9.0193	14.2680
	S	125.550	101.893	86.426	125.170	86.485	87.334	71.268	81.495	116.035	97.466	72.761	63.462	38.993	48.986	68.048
2	T	12.6852	21.1660	16.7597	36.5666	18.3598	15.7573	13.5731	20.0425	18.5871	19.0141	16.2954	7.9824	10.4858	5.2146	14.5383
	S	66.326	55.922	56.141	45.925	55.333	71.871	56.412	66.983	60.269	62.896	49.833	60.389	50.068	84.727	66.783
3	T	13.0492	19.8996	16.4275	35.7073	19.8516	18.8225	11.9275	20.4235	16.2869	17.4378	12.9208	7.3219	9.2659	4.5344	7.9501
	S	64.476	59.480	57.276	47.030	51.175	60.167	64.195	65.733	68.781	68.581	62.848	65.836	56.659	97.437	122.125
4	T	6.0224	10.5997	9.9610	12.8188	11.3940	12.3891	8.6929	12.8010	8.4972	8.4243	9.3943	4.6085	5.8116	4.2959	7.8176
	S	139.706	111.667	94.459	131.004	89.162	91.411	88.081	104.875	131.835	141.959	86.440	104.599	90.337	102.846	124.195
5	T	6.0209	10.8377	10.2080	12.8048	11.8545	13.0004	8.5080	12.4663	8.4655	8.4929	9.1437	4.4030	5.8816	4.3501	8.9315
	S	139.741	109.215	92.174	131.148	85.698	87.113	89.996	107.690	132.329	140.813	88.809	109.481	89.261	101.565	108.706
6	T	8.1705	12.7504	15.3189	24.8117	14.3768	19.1893	13.6066	20.3066	19.2426	19.0564	19.7238	5.8391	12.8974	6.6160	14.3120
	S	102.976	92.831	61.421	67.683	70.663	59.017	56.273	66.112	58.216	62.756	41.171	82.555	40.706	66.780	67.839
7	T	12.3353	19.6020	15.8057	23.8711	18.9568	14.4356	15.9240	20.5393	15.3751	19.1585	13.0810	6.8447	10.0796	5.3333	8.2942
	S	68.208	60.383	59.530	70.349	53.591	78.452	48.084	65.363	72.860	62.422	62.078	70.426	52.085	82.841	117.059
8	T	6.2219	11.0551	10.2132	12.8260	11.7959	12.9329	8.3282	12.4003	8.5127	8.5574	9.1558	4.3697	5.5967	4.2723	7.9427
	S	135.226	107.067	92.127	130.931	86.124	87.567	91.938	108.264	131.595	139.751	88.692	110.315	93.805	103.415	122.239
9	T	8.0621	17.4915	13.9380	24.9946	20.3742	22.9083	13.4481	21.5249	16.7423	18.0780	13.8312	7.3333	8.5846	7.1123	15.9497
	S	104.360	67.669	67.507	67.187	49.863	49.436	56.936	62.370	66.910	66.153	58.711	65.734	61.156	62.120	60.873
10	T	13.5651	16.2514	15.3412	24.1244	18.7504	22.3565	12.9321	20.2366	16.8578	18.3791	12.9667	7.3877	9.6830	6.0556	14.7962
	S	62.024	72.833	61.332	69.611	54.181	50.656	59.208	66.340	66.452	65.069	62.625	65.250	54.219	72.960	65.619
11	T	13.3283	18.4846	15.6347	25.4028	17.0881	20.1297	12.4850	20.6506	16.5133	18.7604	13.3448	8.8454	10.2821	5.2738	8.2806
	S	63.126	64.034	60.181	66.108	59.451	56.260	61.328	65.010	67.838	63.746	60.851	54.497	51.060	83.776	117.251
12	T	6.1849	10.6066	9.7545	12.8670	11.2028	12.2926	8.3572	12.6151	8.4399	8.3469	9.9713	4.4985	5.7189	4.3024	7.8380
	S	136.035	111.594	96.459	130.514	90.683	92.129	91.619	106.420	132.730	143.276	81.438	107.157	91.801	102.691	123.872
13	T	6.9036	13.6228	11.9132	16.4608	12.0399	13.6184	10.4326	13.7815	10.8047	10.6063	9.6949	4.9844	6.5649		
	S	121.873	86.886	78.980	102.019	84.379	83.160	73.393	97.413	103.680	112.755	83.760	96.711	79.971		

**Event:** Cooper Tires GP of Road America  
**Track:** Road America  
**Report:** Section Data Report  
**Session:** Race 2

Round 6 / 7  
 4.014 mile(s)  
 USF2000  
 June 24, 2018



**Section Data for Car 91 - Fraga, Igor (R)**

Lap	T/SLap	PO to SF	SF to PI
1	T 171.9839	215.0421	
	S 84.022	63.283	
2	T 247.0279		
	S 58.497		
3	T 231.8265		
	S 62.333		
4	T 133.5283		
	S 108.220		
5	T 135.3689		
	S 106.748		
6	T 226.2181		
	S 63.878		
7	T 219.6362		
	S 65.792		
8	T 134.1808		
	S 107.694		
9	T 230.3731		
	S 62.726		
10	T 229.6838		
	S 62.914		
11	T 224.5042		
	S 64.366		
12	T 132.9966		
	S 108.652		
13	T		152.1650
	S		90.458

**Event:** Cooper Tires GP of Road America  
**Track:** Road America  
**Report:** Section Data Report  
**Session:** Race 2

**Round 6 / 7**  
**4.014 mile(s)**  
**USF2000**  
**June 24, 2018**



**Section Data for Car 92 - Frost, Danial (R)**

Lap	T/SF to I1	I1 to I2	I2 to I3	I3 to I4	I4 to I5	I5 to I6	I6 to I7	I7 to I8	I8 to I9	I9 to I10	I10 to I11	I11 to I12	I12 to I13	I13 to I14	I14 to SF	
1	T	6.8368	11.6305	10.5894	13.9123	14.6374	13.1385	9.9034	17.2561	10.3545	11.9959	10.6756	6.7533	14.4549	9.9031	14.1924
	S	123.064	101.770	88.854	120.707	69.405	86.197	77.315	77.799	108.187	99.693	76.066	71.379	36.320	44.614	68.410
2	T			10.8337	17.3528	15.3390	12.8204	8.9542	12.9074	8.8982	8.9434	9.7018	4.7052	6.0117	4.5566	14.2759
	S			86.850	96.775	66.230	88.336	85.511	104.010	125.894	133.720	83.700	102.450	87.330	96.962	68.010
3	T	12.7382	20.1491	15.5910	40.1618	17.9748	16.8080	13.6062	19.0954	14.6076	18.0403	11.4552	6.8103	9.3600	4.5543	7.9289
	S	66.050	58.744	60.350	41.814	56.519	67.379	56.274	70.305	76.688	66.291	70.889	70.782	56.090	97.011	122.452
4	T	6.1540	10.9478	9.8820	13.2193	11.2853	12.3180	8.5321	12.7278	8.6014	8.5748	9.7693	4.6088	5.8557	4.3461	8.0159
	S	136.718	108.116	95.214	127.035	90.021	91.939	89.741	105.478	130.238	139.468	83.122	104.592	89.656	101.659	121.123
5	T	6.2033	10.6532	9.7476	12.9955	11.2558	12.3742	9.2694	13.0842	8.5362	8.5354	9.4333	4.6951	6.0081	4.5917	8.7800
	S	135.632	111.106	96.527	129.223	90.256	91.521	82.603	102.605	131.233	140.112	86.083	102.670	87.382	96.221	110.582
6	T	7.4366	13.5459	15.4432	23.9346	15.7675	17.6571	13.9185	20.0182	19.5712	18.7559	21.4232	5.9249	11.5809	7.1722	13.2338
	S	113.138	87.380	60.927	70.163	64.431	64.139	55.012	67.064	57.239	63.762	37.905	81.359	45.333	61.601	73.366
7	T	11.1225	19.8806	17.3836	22.8929	18.7020	14.2182	17.2216	20.2008	15.4012	18.6588	12.4715	5.8227	9.6000	5.1071	8.3200
	S	75.645	59.537	54.126	73.355	54.321	79.651	44.461	66.458	72.736	64.094	65.112	82.787	54.688	86.511	116.696
8	T	6.2316	10.5733	9.8661	12.9905	11.9985	13.8092	11.1958								
	S	135.016	111.946	95.368	129.273	84.670	82.011	68.390								

**Event:** Cooper Tires GP of Road America  
**Track:** Road America  
**Report:** Section Data Report  
**Session:** Race 2

**Round 6 / 7**  
**4.014 mile(s)**  
**USF2000**  
**June 24, 2018**



**Section Data for Car 92 - Frost, Danial (R)**

Lap	T/SLap	PI to PO	PO to SF	SF to PI	
1	T	181.1780	105.5236	195.4849	162.1975
	S	79.758	14.422	69.614	84.863
2	T	242.0181		155.4750	
	S	59.708		87.528	
3	T	228.8811			
	S	63.135			
4	T	134.8383			
	S	107.168			
5	T	136.1630			
	S	106.126			
6	T	225.3837			
	S	64.115			
7	T	217.0035			
	S	66.591			
8	T				
	S				

**Event:** Cooper Tires GP of Road America  
**Track:** Road America  
**Report:** Section Data Report  
**Session:** Race 2






**Round 6 / 7**  
**4.014 mile(s)**  
**USF2000**  
**June 24, 2018**



**Section Data for Car**

**Report Support Information**

Section Legend	
Name	Length
SF to I1	0.233712 miles
I1 to I2	0.328788 miles
I2 to I3	0.261364 miles
I3 to I4	0.466477 miles
I4 to I5	0.282197 miles
I5 to I6	0.314583 miles
I6 to I7	0.212689 miles
I7 to I8	0.372917 miles
I8 to I9	0.311174 miles
I9 to I10	0.332197 miles
I10 to I11	0.225568 miles
I11 to I12	0.133902 miles
I12 to I13	0.145833 miles
I13 to I14	0.122727 miles
I14 to SF	0.269697 miles
Lap	4.014000 miles
PI to PO	0.422727 miles
PO to SF	3.780114 miles
SF to PI	3.823485 miles
PO to I2	0.328788 miles
I13 to PI	0.202083 miles
PO to PI	3.589773 miles

Color Legend	
	Fastest Lap
	Section Under Caution
	Section Under Green
	Section Time Data
	Section Speed Data

