

Event: USF2000 St Petersburg Grand Prix**Round 1 / 2****Track:** St Petersburg Street Circuit**1.8 mile(s)****Report:** Section Data Report**USF2000 Championship****Session:** Race 2**March 9, 2019****Section Data for Car 12 - Sulaiman, Manuel (R)**

Lap	T/SF to I1	I1 to I2	I2 to I3	I3 to I4A	I4A to I4	I4 to I5A	I5A to I5	I5 to I6A	I6A to I6	I6 to I7	I7 to SF	Lap	PO to SF	SF to PI
1	T	12.0506	14.6314	20.1909	8.9024	13.1256	6.7294	11.6310	9.2162	9.5582	17.3940	9.9892	133.4189	101.0696
	S	38.870	36.255	43.528	50.778	46.336	36.475	76.207	50.159	66.625	41.276	59.382	48.569	57.078
2	T	9.2058	9.8780	20.3426	7.4425	13.7790	4.9931	14.9075	7.9198	11.4239	17.6308	7.7063	125.2293	
	S	50.882	53.701	43.203	60.738	44.138	49.159	59.458	58.369	55.744	40.722	76.974	51.745	
3	T	4.3366	9.0219	9.0965	6.1333	10.0625	4.2088	8.4667	6.2516	6.5258	10.5625	5.3285	79.9947	
	S	108.013	58.796	96.616	73.703	60.440	58.319	104.688	73.945	97.585	67.972	111.322	81.005	
4	T	3.7293	7.4487	8.2776	5.4427	9.3999	4.1098	8.4219	5.8333	6.1946	10.1718	5.3535	74.3831	
	S	125.602	71.214	106.174	83.055	64.701	59.724	105.245	79.247	102.802	70.583	110.803	87.117	
5	T	3.7844	7.7695	8.5705	6.0661	9.8155	4.1393	8.4756	5.9892	6.2275	10.0827	5.3624	76.2827	
	S	123.774	68.274	102.545	74.520	61.961	59.299	104.578	77.184	102.259	71.207	110.619	84.947	
6	T	3.7623	7.3509	8.2879	5.5950	9.3966	4.1219	8.3843	5.8753	6.1625	10.1854	5.3690	74.4911	
	S	124.501	72.162	106.042	80.795	64.724	59.549	105.717	78.681	103.338	70.489	110.483	86.990	
7	T	3.7942	7.3495	8.2091	5.5968	9.4529	4.1026	8.4468	5.8735	6.2584	10.0829	5.4021	74.5688	
	S	123.454	72.176	107.060	80.769	64.338	59.829	104.935	78.705	101.754	71.205	109.806	86.900	
8	T	3.7254	7.2412	8.2320	5.4898	9.3365	4.0932	8.3966	5.7795	6.1553	10.2411	5.3596	74.0502	
	S	125.734	73.255	106.762	82.343	65.140	59.966	105.562	79.985	103.459	70.105	110.677	87.508	
9	T	3.7148	7.2500	8.2274	5.4452	9.3917	4.1494	8.4746	5.6911	6.1506	9.9752	5.3261	73.7961	
	S	126.093	73.166	106.822	83.017	64.757	59.154	104.591	81.227	103.538	71.974	111.373	87.810	
10	T	3.7107	7.6265	8.5906	5.5262	9.5450	4.3378	8.5303	5.8544	6.2896	10.1615	5.3876	75.5602	
	S	126.232	69.554	102.305	81.800	63.717	56.585	103.908	78.962	101.249	70.654	110.101	85.759	
11	T	3.7139	7.1408	8.2355	5.5445	9.2440	4.1066	8.4545	5.6938	6.1922	10.0463	5.3873	73.7594	
	S	126.123	74.285	106.716	81.530	65.792	59.771	104.839	81.189	102.842	71.465	110.107	87.853	
12	T	3.7019	7.1909	8.7433	5.5580	11.4518	5.2051	9.6521	7.0930	8.4067	15.5855	10.1856	92.7739	
	S	126.532	73.767	100.519	81.332	53.108	47.157	91.831	65.173	75.751	46.066	58.237	69.847	
13	T	8.4585	8.5190	18.4978	7.7876	15.8308	9.9083	15.2780	9.4025	10.0417	15.9832	10.1082	129.8156	
	S	55.377	62.267	47.512	58.047	38.418	24.773	58.016	49.165	63.417	44.919	58.683	49.917	
14	T	8.1536	9.4826	14.1266	8.5816	12.4267	6.0919	14.6497	8.8357	11.9042	17.2000	9.4995	120.9521	
	S	57.448	55.940	62.213	52.676	48.942	40.292	60.504	52.319	53.495	41.742	62.443	53.575	
15	T	8.2412	9.2435	14.9720	8.4728	11.9801	5.0123	15.6956	9.6226	14.0347	13.6099	5.3667	116.2514	
	S	56.837	57.387	58.700	53.353	50.766	48.970	56.472	48.040	45.375	52.752	110.530	55.741	
16	T	3.8202	7.4533	8.4321	5.5661	9.8308	4.2676	8.4261	6.0979	6.3982	10.4999	5.3191	76.1113	
	S	122.614	71.170	104.228	81.214	61.865	57.516	105.193	75.809	99.531	68.377	111.519	85.138	
17	T	3.7776	7.6626	8.5264	5.9493	9.8811	4.1689	8.3855	6.0456	6.3532	11.0355	5.4551	77.2408	
	S	123.996	69.226	103.076	75.983	61.550	58.878	105.702	76.464	100.236	65.059	108.739	83.893	
18	T	3.7702	7.3039	8.2610	5.5125	9.3937	4.1634	8.5997	5.9813	13.7947	17.7792	11.8010	96.3606	
	S	124.240	72.626	106.387	82.004	64.744	58.955	103.069	77.286	46.164	40.382	50.265	67.247	
19	T	12.3358	10.4090	18.7692	8.9913	11.4283	6.3616	13.9226	9.4069	10.7127	19.7114	9.6340	131.6828	
	S	37.972	50.961	46.825	50.276	53.217	38.584	63.664	49.142	59.445	36.423	61.572	49.209	

Event: USF2000 St Petersburg Grand Prix

Round 1 / 2

Track: St Petersburg Street Circuit

1.8 mile(s)

Report: Section Data Report

USF2000 Championship

Session: Race 2

March 9, 2019



Section Data for Car 12 - Sulaiman, Manuel (R)

Lap	T/SF to I1	I1 to I2	I2 to I3	I3 to I4A	I4A to I4	I4 to I5A	I5A to I5	I5 to I6A	I6A to I6	I6 to I7	I7 to SF	Lap	PO to SF	SF to PI
20	T	9.3689	9.4629	13.5918	8.6592	13.3991	5.4380	16.2654	8.6766	15.2984	11.1917	5.3470	116.6990	
	S	49.996	56.056	64.661	52.204	45.390	45.137	54.494	53.278	41.626	64.151	110.937	55.527	
21	T	3.7461	7.5249	8.2997	5.6398	9.5178	4.1242	8.4119	5.8189	6.1856	10.2152	5.3533	74.8374	
	S	125.039	70.493	105.891	80.153	63.899	59.516	105.370	79.443	102.952	70.283	110.807	86.588	
22	T	3.6959	7.6115	8.7614	5.8207	9.6388	4.1817	8.4586	5.8034	6.1858	10.0659	5.3464	75.5701	
	S	126.737	69.691	100.311	77.662	63.097	58.697	104.788	79.655	102.948	71.325	110.950	85.748	
23	T	3.7160	7.1433	8.2465	5.4426	9.3032	4.1783	8.6365	5.7793	6.2098	10.0796	5.4011	74.1362	
	S	126.052	74.259	106.574	83.057	65.373	58.745	102.630	79.988	102.551	71.228	109.826	87.407	
24	T	3.7273	7.1584	8.2180	5.4366	9.2968	4.0757	8.4644	5.6763	6.1674	10.0383	5.3768	73.6360	
	S	125.670	74.102	106.944	83.149	65.418	60.224	104.717	81.439	103.256	71.522	110.322	88.000	
25	T	3.7084	7.1508	8.2083	5.4856	9.3688	4.1393	8.4362	5.7645	6.2151	10.2813	5.4377	74.1960	
	S	126.310	74.181	107.070	82.406	64.916	59.299	105.067	80.193	102.463	69.831	109.087	87.336	
26	T	4.3146	8.4983	13.6509	7.2611	11.0537	4.5269	9.5583	6.9764	7.7443				90.9882
	S	108.564	62.419	64.381	62.256	55.021	54.221	92.732	66.262	82.231				64.699

Event: USF2000 St Petersburg Grand Prix

Round 1 / 2

Track: St Petersburg Street Circuit

1.8 mile(s)

Report: Section Data Report

USF2000 Championship

Session: Race 2

March 9, 2019



Section Data for Car 14 - Baron, Alex

Lap	T/SF to I1	I1 to I2	I2 to I3	I3 to I4A	I4A to I4	I4 to I5A	I5A to I5	I5 to I6A	I6A to I6	I6 to I7	I7 to SF	Lap	PO to SF	SF to PI
1	T	8.2409	11.7937	16.3853	8.1242	14.7985	6.2185	14.1974	9.5712	10.5285	14.6012	10.8372	125.2966	121.2651
	S	56.840	44.978	53.637	55.642	41.098	39.472	62.431	48.298	60.485	49.171	54.736	51.717	47.572
2	T	9.1662	9.6008	18.1691	9.3510	13.5345	5.7017	16.4923	9.0138	16.8467	19.4643	9.1657	136.5061	
	S	51.102	55.251	48.371	48.342	44.936	43.049	53.744	51.285	37.801	36.886	64.718	47.470	
3	T	4.3044	8.3197	9.0522	5.6933	9.7323	4.1363	8.5567	5.8515	6.2743	10.0299	5.4500	77.4006	
	S	108.821	63.759	97.088	79.400	62.491	59.342	103.587	79.001	101.496	71.581	108.841	83.720	
4	T	3.7799	7.2564	8.3538	5.4892	9.3976	4.1565	8.6090	5.9860	6.3670	10.0260	5.4871	74.9085	
	S	123.921	73.102	105.205	82.352	64.717	59.053	102.958	77.226	100.019	71.609	108.105	86.506	
5	T	3.7942	7.3558	8.8305	5.5379	9.3512	4.0784	8.5311	5.7144	6.2974	9.9236	5.4427	74.8572	
	S	123.454	72.114	99.526	81.628	65.038	60.184	103.898	80.896	101.124	72.348	108.987	86.565	
6	T	3.7165	7.0836	8.3249	5.3175	9.3810	4.0648	8.5021	5.6660	6.2677	10.0261	5.4249	73.7751	
	S	126.035	74.885	105.570	85.011	64.831	60.385	104.252	81.587	101.603	71.609	109.344	87.835	
7	T	3.7417	7.3108	8.5711	5.7139	9.5513	4.1338	8.5623	6.5138	6.6408	10.0504	5.4604	76.2503	
	S	125.186	72.558	102.538	79.113	63.675	59.377	103.519	70.968	95.895	71.435	108.633	84.983	
8	T	3.7380	7.1142	8.2788	5.3137	9.3009	4.1145	8.5737	5.6992	6.2594	10.0381	5.4491	73.8796	
	S	125.310	74.563	106.158	85.072	65.390	59.656	103.382	81.112	101.738	71.523	108.859	87.710	
9	T	3.7239	7.2898	8.3576	5.3536	9.2724	4.1110	8.6191	5.5732	6.2791	9.9989	5.4832	74.0618	
	S	125.785	72.767	105.157	84.438	65.591	59.707	102.837	82.946	101.419	71.803	108.182	87.494	
10	T	3.7800	7.0579	8.3296	5.2945	9.3650	4.1169	8.5993	5.6446	6.3104	10.0041	5.4490	73.9513	
	S	123.918	75.158	105.511	85.380	64.942	59.621	103.074	81.896	100.916	71.766	108.861	87.625	
11	T	3.7362	7.0686	8.3150	5.3282	9.3013	4.0567	8.5627	5.6364	6.2626	10.0077	5.4489	73.7243	
	S	125.370	75.044	105.696	84.840	65.387	60.506	103.515	82.016	101.686	71.740	108.863	87.895	
12	T	3.7309	7.1048	8.4846	6.1584	12.3817	5.0501	10.5380	7.0668	8.8958	14.5475	10.5886	94.5472	
	S	125.549	74.661	103.583	73.403	49.119	48.604	84.111	65.415	71.586	49.352	56.021	68.537	
13	T	7.2021	9.2852	17.0303	9.2248	15.2566	10.1059	15.9596	8.1835	11.4296	14.6833	9.7005	128.0614	
	S	65.038	57.129	51.606	49.003	39.864	24.288	55.538	56.488	55.717	48.896	61.150	50.601	
14	T	8.4776	9.1946	15.4395	8.0383	13.1122	6.7254	14.7986	8.6796	11.8797	16.7447	9.1861	122.2763	
	S	55.253	57.692	56.923	56.236	46.383	36.497	59.895	53.260	53.606	42.877	64.574	52.995	
15	T	8.2735	9.3958	15.2593	7.7264	12.7636	5.1328	15.6759	9.8754	15.3984	14.1593	5.4955	119.1559	
	S	56.616	56.457	57.595	58.507	47.650	47.821	56.543	46.811	41.356	50.706	107.940	54.383	
16	T	3.7672	7.4247	8.5035	5.7124	9.9202	4.2829	8.6374	6.1050	6.4423	10.0376	5.4917	76.3249	
	S	124.339	71.445	103.353	79.134	61.307	57.310	102.619	75.720	98.850	71.527	108.014	84.900	
17	T	3.7822	7.1716	8.3949	5.2690	9.4437	4.1222	8.5893	5.7657	6.2879	10.2255	5.4623	74.5143	
	S	123.846	73.966	104.690	85.793	64.401	59.545	103.194	80.176	101.277	70.212	108.596	86.963	
18	T	3.7501	7.4454	8.5876	5.3767	9.3945	4.2935	9.0853	6.5974	14.2539	17.1158	12.1467	98.0469	
	S	124.906	71.246	102.341	84.075	64.738	57.169	97.560	70.069	44.677	41.947	48.835	66.091	
19	T	11.8628	10.6259	18.9977	7.8720	12.3370	6.0070	14.8265	9.1013	10.4495	19.5409	9.8959	131.5165	
	S	39.486	49.921	46.262	57.424	49.297	40.861	59.782	50.792	60.942	36.741	59.942	49.271	

Event: USF2000 St Petersburg Grand Prix

Round 1 / 2

Track: St Petersburg Street Circuit

1.8 mile(s)

Report: Section Data Report

USF2000 Championship

Session: Race 2

March 9, 2019



Section Data for Car 14 - Baron, Alex

Lap	T/SF to I1	I1 to I2	I2 to I3	I3 to I4A	I4A to I4	I4 to I5A	I5A to I5	I5 to I6A	I6A to I6	I6 to I7	I7 to SF	Lap	PO to SF	SF to PI
20	T	8.9740	9.4603	14.0536	8.9714	12.5879	6.0502	16.3303	8.7483	16.0998	11.3179	5.4425	118.0362	
	S	52.196	56.072	62.537	50.387	48.315	40.570	54.277	52.841	39.554	63.435	108.991	54.898	
21	T	3.7709	7.3254	8.3505	5.5720	9.4733	4.1405	8.5443	5.8595	6.2836	10.0841	5.4393	74.8434	
	S	124.217	72.413	105.247	81.128	64.200	59.281	103.737	78.893	101.346	71.197	109.055	86.581	
22	T	3.7300	7.1566	8.3110	5.4220	9.3615	4.1527	8.5738	5.6310	6.2344	10.1090	5.4745	74.1565	
	S	125.579	74.121	105.747	83.372	64.966	59.107	103.380	82.094	102.146	71.021	108.354	87.383	
23	T	3.7525	7.1604	8.3018	5.3971	9.3355	4.1152	8.5000	5.6998	6.2443	10.0653	5.4333	74.0052	
	S	124.826	74.082	105.864	83.757	65.147	59.646	104.278	81.103	101.984	71.330	109.175	87.561	
24	T	3.7406	7.1225	8.2973	5.2797	9.4236	4.1166	8.5209	5.6761	6.2838	10.0349	5.4498	73.9458	
	S	125.223	74.476	105.922	85.620	64.538	59.626	104.022	81.442	101.343	71.546	108.845	87.632	
25	T	3.7397	7.0509	8.3056	5.3107	9.3289	4.0890	8.5875	5.6042	6.2542	10.0186	5.4881	73.7774	
	S	125.253	75.232	105.816	85.120	65.193	60.028	103.216	82.487	101.822	71.662	108.085	87.832	
26	T	4.3756	9.0678	13.2008	6.1362	10.1764	4.6061	10.8046	7.1523	8.7289				90.2588
	S	107.050	58.499	66.577	73.669	59.764	53.289	82.036	64.633	72.955				65.222

Event: USF2000 St Petersburg Grand Prix**Round 1 / 2****Track: St Petersburg Street Circuit****1.8 mile(s)****Report: Section Data Report****USF2000 Championship****Session: Race 2****March 9, 2019****Section Data for Car 2 - Keane, Darren**

Lap	T/SF to I1	I1 to I2	I2 to I3	I3 to I4A	I4A to I4	I4 to I5A	I5A to I5	I5 to I6A	I6A to I6	I6 to I7	I7 to SF	Lap	PO to SF	
1	T	7.6571	11.3046	15.4320	8.6545	13.9794	6.7967	14.6527	9.4383	10.4831	14.9984	10.7898	124.1866	124.4907
	S	61.173	46.924	56.951	52.232	43.506	36.114	60.491	48.978	60.747	47.869	54.976	52.180	46.340
2	T	8.4598	10.2356	17.4761	9.7594	13.6088	5.8547	15.9704	10.5142	17.3539	19.5875	9.0723	137.8927	
	S	55.369	51.824	50.289	46.319	44.690	41.924	55.500	43.967	36.696	36.654	65.384	46.993	
3	T	4.3009	7.9463	8.6008	5.5547	9.9750	4.1830	8.4500	5.8729	6.2283	10.1006	5.3877	76.6002	
	S	108.910	66.755	102.184	81.381	60.971	58.679	104.895	78.713	102.246	71.080	110.099	84.595	
4	T	3.7414	7.2178	8.2167	5.5649	9.3099	4.1216	8.4639	6.1595	6.4039	10.1157	5.3625	74.6778	
	S	125.196	73.493	106.961	81.232	65.326	59.553	104.723	75.050	99.442	70.974	110.617	86.773	
5	T	3.6867	7.0965	8.3668	5.3802	9.3132	4.0967	8.4805	5.7236	6.2262	10.0166	5.4247	73.8117	
	S	127.054	74.749	105.042	84.020	65.303	59.915	104.518	80.766	102.280	71.676	109.348	87.791	
6	T	3.7760	7.0646	8.2347	5.4086	9.3314	4.0693	8.4390	5.6853	6.2193	9.8963	5.3841	73.5086	
	S	124.049	75.086	106.727	83.579	65.176	60.319	105.032	81.310	102.394	72.548	110.173	88.153	
7	T	3.7290	7.0498	8.3031	5.3877	9.2441	4.0805	8.4507	5.6770	6.2096	9.9178	5.3900	73.4393	
	S	125.613	75.244	105.848	83.903	65.791	60.153	104.886	81.429	102.554	72.391	110.052	88.236	
8	T	3.7319	7.0628	8.1931	5.3840	9.2541	4.0773	8.4501	5.7522	6.2069	9.9538	5.3990	73.4652	
	S	125.515	75.105	107.269	83.961	65.720	60.200	104.894	80.365	102.598	72.129	109.869	88.205	
9	T	3.7549	7.1116	8.2170	5.3736	9.2125	4.0961	8.4244	5.6695	6.2241	9.9159	5.3972	73.3968	
	S	124.746	74.590	106.957	84.123	66.017	59.924	105.214	81.537	102.315	72.404	109.905	88.287	
10	T	3.7444	6.9969	8.2064	5.4166	9.2384	4.0756	8.4502	5.6504	6.2088	9.9805	5.4134	73.3816	
	S	125.096	75.813	107.095	83.456	65.832	60.225	104.893	81.812	102.567	71.936	109.577	88.306	
11	T	3.7490	7.0260	8.2410	5.3389	9.3015	4.0975	8.4650	5.7401	6.2289	9.9012	5.4003	73.4894	
	S	124.942	75.499	106.645	84.670	65.385	59.903	104.709	80.534	102.236	72.512	109.842	88.176	
12	T	3.7248	7.0366	8.2270	5.3995	9.8591	5.1628	13.4176	8.6350	11.2043	14.5674	9.5461	96.7802	
	S	125.754	75.385	106.827	83.720	61.687	47.543	66.060	53.535	56.837	49.285	62.139	66.956	
13	T	7.4873	10.3073	16.2661	9.2603	15.1571	8.9437	16.8261	9.3424	10.8232	15.1483	9.5291	129.0909	
	S	62.560	51.464	54.030	48.815	40.125	27.444	52.678	49.481	58.838	47.395	62.250	50.197	
14	T	7.7925	10.2505	14.5763	8.5372	13.4485	6.1465	14.7612	9.2151	10.9913	16.7568	9.2664	121.7423	
	S	60.110	51.749	60.294	52.950	45.223	39.934	60.047	50.165	57.938	42.846	64.014	53.227	
15	T	7.5731	10.7298	14.1701	8.6331	12.9691	5.8142	15.4762	10.6642	15.9801	14.3306	5.4704	121.8109	
	S	61.852	49.438	62.022	52.362	46.895	42.216	57.273	43.348	39.851	50.099	108.435	53.197	
16	T	3.7734	7.3096	8.3494	5.5300	9.6122	4.2720	8.4411	5.9541	6.3646	10.2519	5.4175	75.2758	
	S	124.134	72.570	105.261	81.744	63.272	57.457	105.006	77.639	100.056	70.031	109.494	86.083	
17	T	3.7717	7.2907	8.5144	5.4383	9.4153	4.1666	8.4588	5.8101	6.2443	10.0188	5.3942	74.5232	
	S	124.190	72.758	103.221	83.123	64.595	58.910	104.786	79.564	101.984	71.661	109.967	86.953	
18	T	3.7562	7.0976	8.2746	5.3864	9.3146	4.1013	8.6322	7.6581	14.6506	16.9403	12.2411	98.0530	
	S	124.703	74.737	106.212	83.923	65.293	59.848	102.681	60.364	43.467	42.381	48.458	66.087	
19	T	10.8365	12.2555	16.9735	8.8391	13.3084	5.8236	14.4035	9.3939	10.6246	18.2860	9.7124	130.4570	
	S	43.225	43.283	51.779	51.142	45.699	42.148	61.538	49.210	59.938	39.263	61.075	49.672	

Event: USF2000 St Petersburg Grand Prix

Round 1 / 2

Track: St Petersburg Street Circuit

1.8 mile(s)

Report: Section Data Report

USF2000 Championship

Session: Race 2

March 9, 2019



Section Data for Car 2 - Keane, Darren

Lap	T/SF to I1	I1 to I2	I2 to I3	I3 to I4A	I4A to I4	I4 to I5A	I5A to I5	I5 to I6A	I6A to I6	I6 to I7	I7 to SF	Lap	PO to SF
20	T	8.3884	10.5729	14.4429	8.9598	13.1967	5.9688	15.0299	10.4944	16.6069	11.4804	5.4288	120.5699
	S	55.840	50.171	60.851	50.453	46.086	41.123	58.973	44.049	38.347	62.537	109.266	53.745
21	T	3.7803	7.2063	8.2409	5.3841	9.3326	4.1255	8.4591	5.7261	6.1925	9.9818	5.3826	73.8118
	S	123.908	73.610	106.647	83.959	65.167	59.497	104.782	80.731	102.837	71.926	110.204	87.791
22	T	3.7486	7.1125	8.2406	5.3700	9.3156	4.1349	8.4384	5.6928	6.1885	10.0707	5.4153	73.7279
	S	124.956	74.581	106.650	84.180	65.286	59.362	105.039	81.203	102.903	71.291	109.538	87.891
23	T	3.7581	7.0921	8.2210	5.4618	9.3685	4.1383	8.4614	5.7812	6.2012	9.9292	5.3847	73.7975
	S	124.640	74.795	106.905	82.765	64.918	59.313	104.754	79.961	102.693	72.307	110.161	87.808
24	T	3.7446	7.0310	8.2770	5.4687	9.2383	4.1326	8.4317	5.7419	6.2053	10.0306	5.4017	73.7034
	S	125.089	75.445	106.181	82.660	65.833	59.395	105.123	80.509	102.625	71.576	109.814	87.920
25	T	3.7484	7.0983	8.2176	5.4141	9.2895	4.1312	8.4340	5.8001	6.2213			
	S	124.962	74.730	106.949	83.494	65.470	59.415	105.094	79.701	102.361			

Event: USF2000 St Petersburg Grand Prix

Round 1 / 2

Track: St Petersburg Street Circuit

1.8 mile(s)

Report: Section Data Report

USF2000 Championship

Session: Race 2

March 9, 2019



Section Data for Car 21 - Sundaramoorthy, Yuven (R)

Lap	T/SF to I1	I1 to I2	I2 to I3	I3 to I4A	I4A to I4	I4 to I5A	I5A to I5	I5 to I6A	I6A to I6	I6 to I7	I7 to SF	Lap	PO to SF	SF to PI
1	T	9.4333	12.5023	20.3835	7.4126	13.7644	7.3538	12.7024	8.1531	10.7890	15.3831	10.6419	128.5194	114.1093
	S	49.655	42.429	43.116	60.983	44.185	33.378	69.779	56.699	59.025	46.672	55.740	50.420	50.556
2	T	8.9494	9.6142	18.5252	9.1136	14.5372	4.9570	16.1590	7.9255	14.8415	19.1947	8.6164	132.4337	
	S	52.340	55.174	47.442	49.601	41.836	49.517	54.853	58.327	42.908	37.404	68.843	48.930	
3	T	4.3715	9.4188	9.9660	6.2931	10.8055	4.2415	8.5711	5.9796	6.4888	10.2214	5.3852	81.7425	
	S	107.151	56.319	88.186	71.832	56.284	57.870	103.413	77.308	98.141	70.240	110.150	79.273	
4	T	3.7447	7.6827	8.4681	5.5881	9.7130	4.1359	8.5277	5.9168	6.2921	10.1960	5.3876	75.6527	
	S	125.086	69.045	103.785	80.894	62.615	59.347	103.939	78.129	101.209	70.415	110.101	85.655	
5	T	3.7656	7.3411	8.2426	5.7209	10.0537	4.1476	8.5252	6.2397	6.3022	10.4488	5.3896	76.1770	
	S	124.392	72.258	106.625	79.016	60.493	59.180	103.970	74.086	101.047	68.712	110.060	85.065	
6	T	3.7586	7.3711	8.4052	5.4663	9.6050	4.1576	8.5218	5.9182	6.2563	10.2385	5.3994	75.0980	
	S	124.623	71.964	104.562	82.697	63.319	59.038	104.011	78.110	101.788	70.123	109.861	86.287	
7	T	3.7340	7.2043	8.2534	5.4505	9.5808	4.1724	8.4279	6.0753	6.2388	10.2258	5.3998	74.7630	
	S	125.444	73.630	106.485	82.937	63.479	58.828	105.170	76.091	102.074	70.210	109.853	86.674	
8	T	3.7370	7.2745	8.4224	5.3528	9.6800	4.1283	8.4547	5.9830	6.2617	10.3122	5.4046	75.0112	
	S	125.344	72.920	104.348	84.450	62.829	59.457	104.837	77.264	101.701	69.622	109.755	86.387	
9	T	3.7183	7.2584	8.3459	5.5192	9.8970	4.1686	8.4832	6.0122	6.2481	10.3187	5.3999	75.3695	
	S	125.974	73.081	105.305	81.904	61.451	58.882	104.485	76.889	101.922	69.578	109.851	85.976	
10	T	3.7074	7.2452	8.2471	5.6562	9.5645	4.2114	8.5339	5.9291	6.2068	10.1368	5.3735	74.8119	
	S	126.344	73.215	106.566	79.920	63.587	58.283	103.864	77.967	102.600	70.827	110.390	86.617	
11	T	3.7358	7.4419	8.4779	5.3745	9.5178	4.1138	8.4849	5.8410	6.2652	10.1454	5.3829	74.7811	
	S	125.384	71.279	103.665	84.109	63.899	59.666	104.464	79.143	101.644	70.767	110.197	86.653	
12	T			8.5869	5.9999	10.5283	4.9532	8.8037	6.3839	7.3903	15.6950	10.5224	90.3512	
	S			102.349	75.342	57.766	49.555	100.681	72.412	86.169	45.744	56.373	71.720	
13	T	8.1710	8.3583	19.0933	7.0533	16.4211	10.5097	14.2538	9.3883	9.4984	16.3958	10.7343	129.8773	
	S	57.326	63.464	46.030	64.090	37.037	23.355	62.184	49.239	67.045	43.789	55.260	49.893	
14	T	8.1091	8.7202	14.8406	8.0888	12.5897	5.5543	14.9559	8.9439	11.6030	17.7545	9.4158	120.5758	
	S	57.763	60.831	59.220	55.885	48.308	44.192	59.265	51.686	54.884	40.438	62.999	53.742	
15	T	7.9611	9.4940	14.8754	8.7607	11.3918	4.5121	15.5020	10.1738	13.5271	13.5721	5.4766	115.2467	
	S	58.837	55.873	59.082	51.599	53.388	54.399	57.177	45.438	47.077	52.899	108.312	56.227	
16	T	3.8035	7.4204	8.4077	5.7025	9.8152	4.3308	8.5587	6.1172	6.3401	10.2782	5.4107	76.1850	
	S	123.152	71.486	104.531	79.271	61.963	56.676	103.563	75.569	100.443	69.852	109.631	85.056	
17	T	3.7837	7.5769	8.4026	5.7253	9.7307	4.1733	8.4452	6.0798	6.2473	10.9730	5.4433	76.5811	
	S	123.797	70.009	104.594	78.956	62.501	58.815	104.955	76.034	101.935	65.429	108.975	84.616	
18	T	3.8097	8.1238	8.9263	6.1203	10.5322	4.5209	9.6899	7.4949	9.3972	17.1669	12.0979	97.8800	
	S	122.952	65.296	98.458	73.860	57.745	54.293	91.473	61.678	67.767	41.822	49.032	66.204	
19	T	13.0002	10.0743	20.9023	9.1778	11.6232	5.7715	13.4572	9.2117	10.5641	19.2514	10.0938	133.1275	
	S	36.031	52.654	42.046	49.254	52.325	42.529	65.865	50.183	60.281	37.294	58.767	48.675	

Event: USF2000 St Petersburg Grand Prix

Round 1 / 2

Track: St Petersburg Street Circuit

1.8 mile(s)

Report: Section Data Report

USF2000 Championship

Session: Race 2

March 9, 2019



Section Data for Car 21 - Sundaramoorthy, Yuven (R)

Lap	T/SF to I1	I1 to I2	I2 to I3	I3 to I4A	I4A to I4	I4 to I5A	I5A to I5	I5 to I6A	I6A to I6	I6 to I7	I7 to SF	Lap	PO to SF	SF to PI
20	T	8.8866	11.8574	12.8582	9.2686	12.7794	5.8378	14.0042	8.7112	14.0975	11.7134	5.5295	115.5438	
	S	52.710	44.736	68.350	48.772	47.591	42.046	63.293	53.066	45.172	61.293	107.276	56.083	
21	T	3.7859	8.2122	9.1362	5.5196	9.9966	4.2661	8.6214	6.0345	6.2946	10.0974	5.4501	77.4146	
	S	123.725	64.593	96.196	81.898	60.839	57.536	102.810	76.605	101.169	71.103	108.839	83.705	
22	T	3.7271	7.3759	8.5951	5.4188	9.8261	4.2283	8.5737	6.1781	6.3436	10.4939	5.4020	76.1626	
	S	125.677	71.917	102.252	83.422	61.895	58.050	103.382	74.824	100.388	68.416	109.808	85.081	
23	T	3.7980	7.8988	8.8559	5.8761	9.7154	4.2812	8.5681	6.0729	6.2350	10.2774	5.3949	76.9737	
	S	123.330	67.156	99.240	76.930	62.600	57.333	103.449	76.121	102.136	69.858	109.952	84.185	
24	T	3.7989	7.5792	8.3667	5.5446	9.4791	4.1918	8.5399	5.9418	6.2230	10.1430	5.4311	75.2391	
	S	123.301	69.988	105.043	81.529	64.160	58.556	103.791	77.800	102.333	70.783	109.219	86.125	
25	T	3.7884	7.1339	8.3474	5.4300	9.5371	4.1048	8.5169	5.8548	6.3271	10.4541	5.4582	74.9527	
	S	123.643	74.357	105.286	83.250	63.770	59.797	104.071	78.956	100.649	68.677	108.677	86.455	
26	T	3.8948	7.5824	9.1435	6.4174	13.3730	5.5005	9.3488	6.2753	6.7615				84.0035
	S	120.265	69.959	96.119	70.441	45.478	44.624	94.810	73.665	94.183				70.078

Event: USF2000 St Petersburg Grand Prix**Round 1 / 2****Track:** St Petersburg Street Circuit**1.8 mile(s)****Report:** Section Data Report**USF2000 Championship****Session:** Race 2**March 9, 2019****Section Data for Car 22 - McElrea, Hunter (R)**

Lap	T/SF to I1	I1 to I2	I2 to I3	I3 to I4A	I4A to I4	I4 to I5A	I5A to I5	I5 to I6A	I6A to I6	I6 to I7	I7 to SF	Lap	PO to SF	SF to PI
1	T	8.4227	12.1093	16.8662	7.8281	14.8468	6.0587	14.4155	9.3720	10.7148	14.4465	11.2589	126.3395	119.3869
	S	55.613	43.806	52.108	57.747	40.964	40.513	61.487	49.325	59.434	49.697	52.686	51.290	48.321
2	T	8.9679	9.7485	18.3871	8.9416	13.4497	5.5550	16.6193	8.7381	16.7307	19.4869	8.9722	135.5970	
	S	52.232	54.414	47.798	50.555	45.219	44.186	53.333	52.903	38.063	36.843	66.113	47.789	
3	T	4.2781	8.5010	9.0836	5.8823	9.9245	4.1562	8.5270	5.9622	6.2343	10.3382	5.4139	78.3013	
	S	109.490	62.399	96.753	76.848	61.281	59.057	103.948	77.534	102.148	69.447	109.566	82.757	
4	T	3.7263	7.2570	8.2945	5.3604	9.4097	4.0474	8.4166	6.0553	6.2472	10.2193	5.3852	74.4189	
	S	125.704	73.096	105.957	84.331	64.633	60.645	105.311	76.342	101.937	70.255	110.150	87.075	
5	T	3.7794	7.2580	8.5597	5.6774	9.4973	4.0789	8.4498	5.7875	6.1894	10.0921	5.3898	74.7593	
	S	123.937	73.085	102.675	79.622	64.037	60.177	104.898	79.874	102.889	71.140	110.056	86.678	
6	T	3.7464	7.0991	8.1855	5.3429	9.4203	4.0876	8.4842	5.7769	6.2013	10.0929	5.3894	73.8265	
	S	125.029	74.721	107.368	84.607	64.561	60.049	104.472	80.021	102.691	71.135	110.065	87.773	
7	T	3.7247	7.3399	8.2282	5.6926	9.7736	4.1034	8.3839	6.0928	6.4337	10.1076	5.3942	75.2746	
	S	125.758	72.270	106.811	79.409	62.227	59.817	105.722	75.872	98.982	71.031	109.967	86.085	
8	T	3.7162	7.1961	8.2021	5.3467	9.3269	4.1019	8.4847	5.7886	6.2102	9.9641	5.3772	73.7147	
	S	126.045	73.714	107.151	84.547	65.207	59.839	104.466	79.859	102.544	72.054	110.314	87.906	
9	T	3.7302	7.0684	8.1956	5.2789	9.4213	4.0510	8.3855	5.7748	6.3100	10.0264	5.3307	73.5728	
	S	125.572	75.046	107.236	85.633	64.554	60.591	105.702	80.050	100.922	71.606	111.277	88.076	
10	T	3.6993	7.2005	8.2444	5.2819	9.3405	4.0686	8.4190	5.7032	6.2528	10.0608	5.4196	73.6906	
	S	126.621	73.669	106.601	85.584	65.112	60.329	105.281	81.055	101.845	71.362	109.451	87.935	
11	T	3.7406	7.0567	8.2266	5.2835	9.2484	4.0708	8.4370	5.7622	6.2449	9.9862	5.4050	73.4619	
	S	125.223	75.170	106.832	85.558	65.761	60.296	105.057	80.225	101.974	71.895	109.747	88.209	
12	T	3.7358	7.0381	8.2164	5.4823	9.6103	4.4236	11.1687	8.4415	10.5127	15.0733	10.0898	93.7925	
	S	125.384	75.369	106.965	82.455	63.284	55.488	79.361	54.762	60.576	47.631	58.790	69.089	
13	T	7.2141	9.8814	16.8819	8.9571	15.6553	9.3052	16.5366	8.7845	10.8211	15.0022	9.9476	128.9870	
	S	64.930	53.682	52.060	50.468	38.848	26.378	53.600	52.624	58.850	47.857	59.631	50.238	
14	T	8.0935	9.2945	14.8976	8.5402	13.3685	6.3135	15.1314	8.5943	11.4862	16.3043	9.5104	121.5344	
	S	57.875	57.072	58.994	52.931	45.494	38.878	58.578	53.788	55.442	44.035	62.372	53.318	
15	T	8.1306	10.1464	14.4093	8.1556	13.0953	5.4135	15.6860	10.3013	15.5532	14.2655	5.4307	120.5874	
	S	57.611	52.280	60.993	55.428	46.443	45.341	56.507	44.875	40.945	50.328	109.228	53.737	
16	T	3.7943	7.4585	8.4702	5.4672	9.5975	4.2214	8.4374	6.0944	6.2447	10.3511	5.3999	75.5366	
	S	123.451	71.121	103.759	82.683	63.369	58.145	105.052	75.852	101.977	69.360	109.851	85.786	
17	T	3.7571	7.2710	8.3431	5.5686	9.6443	4.1561	8.4629	5.9525	6.4842	10.2372	5.3912	75.2682	
	S	124.673	72.955	105.340	81.178	63.061	59.059	104.735	77.660	98.211	70.132	110.028	86.092	
18	T	3.7576	7.2149	8.2357	5.3332	9.4327	4.0983	8.8544	6.7060	14.6951	16.6940	12.4734	97.4953	
	S	124.656	73.522	106.714	84.761	64.476	59.892	100.104	68.934	43.335	43.007	47.556	66.465	
19	T	10.7402	11.9016	17.7145	8.5178	12.9778	6.0691	14.5054	9.3880	10.3775	18.5543	9.9392	130.6854	
	S	43.613	44.570	49.613	53.071	46.863	40.443	61.106	49.241	61.365	38.695	59.681	49.585	

Event: USF2000 St Petersburg Grand Prix

Round 1 / 2

Track: St Petersburg Street Circuit

1.8 mile(s)

Report: Section Data Report

USF2000 Championship

Session: Race 2

March 9, 2019



Section Data for Car 22 - McElrea, Hunter (R)

Lap	T/SF to I1	I1 to I2	I2 to I3	I3 to I4A	I4A to I4	I4 to I5A	I5A to I5	I5 to I6A	I6A to I6	I6 to I7	I7 to SF	Lap	PO to SF	SF to PI
20	T	8.5197	9.9141	14.5910	9.1336	13.1050	5.7814	15.2773	10.0003	16.4668	11.5159	5.4137	119.7188	
	S	54.980	53.505	60.233	49.493	46.408	42.456	58.018	46.226	38.673	62.345	109.571	54.127	
21	T	3.7806	7.3454	8.3182	5.5350	9.4794	4.1487	8.4977	5.9432	6.2235	10.0836	5.3762	74.7315	
	S	123.898	72.216	105.656	81.670	64.158	59.164	104.306	77.782	102.325	71.200	110.335	86.710	
22	T	3.7146	7.1796	8.2235	5.3507	9.3453	4.0820	8.4280	5.8261	6.2622	10.0898	5.3756	73.8774	
	S	126.099	73.884	106.872	84.483	65.079	60.131	105.169	79.345	101.692	71.156	110.347	87.713	
23	T	3.7906	7.2984	8.2431	5.5942	9.3544	4.0457	8.4162	5.7584	6.2100	10.0217	5.3890	74.1217	
	S	123.571	72.681	106.618	80.806	65.016	60.670	105.316	80.278	102.547	71.640	110.073	87.424	
24	T	3.7326	7.1404	8.1746	5.2854	9.3807	4.1078	8.4622	5.7108	6.2195	9.9845	5.3800	73.5785	
	S	125.491	74.289	107.512	85.527	64.833	59.753	104.744	80.947	102.391	71.907	110.257	88.069	
25	T	3.7173	7.0446	8.1960	5.3109	9.3294	4.0078	8.3850	5.6805	6.1921	10.2863	5.4604	73.6103	
	S	126.008	75.299	107.231	85.117	65.190	61.244	105.708	81.379	102.844	69.797	108.633	88.031	
26	T	4.2388	8.2440	11.7078	7.0268	10.8566	4.6252	10.5404	7.7295	8.7249				89.3892
	S	110.505	64.344	75.067	64.332	56.020	53.069	84.092	59.806	72.989				65.856

Event: USF2000 St Petersburg Grand Prix**Round 1 / 2****Track:** St Petersburg Street Circuit**1.8 mile(s)****Report:** Section Data Report**USF2000 Championship****Session:** Race 2**March 9, 2019****Section Data for Car 23 - Kaminsky, Colin**

Lap	T/SF to I1	I1 to I2	I2 to I3	I3 to I4A	I4A to I4	I4 to I5A	I5A to I5	I5 to I6A	I6A to I6	I6 to I7	I7 to SF	Lap	PO to SF	SF to PI
1	T	8.6538	12.0147	18.0324	7.0328	14.7649	6.1447	14.4028	9.0419	10.9150	14.4864	10.8387	126.3281	118.9261
	S	54.128	44.150	48.738	64.277	41.191	39.946	61.541	51.126	58.343	49.561	54.728	51.295	48.508
2	T	9.2983	9.5721	18.6200	8.6559	13.9688	5.3418	16.5447	8.5916	16.1938	19.3776	8.8293	134.9939	
	S	50.376	55.417	47.200	52.224	43.539	45.950	53.574	53.805	39.325	37.051	67.183	48.002	
3	T	4.1763	8.1172	8.6876	5.5182	9.6060	4.2205	8.5296	5.7944	6.2573	10.1574	5.4185	76.4830	
	S	112.159	65.349	101.163	81.919	63.313	58.158	103.916	79.779	101.772	70.683	109.473	84.725	
4	T	3.7418	7.3156	8.3039	5.4061	9.5399	4.1552	8.5463	5.7214	6.3288	10.2314	5.4113	74.7017	
	S	125.183	72.510	105.837	83.618	63.751	59.072	103.713	80.797	100.622	70.172	109.619	86.745	
5	T	3.7055	7.2556	8.2859	5.4520	9.4211	4.1465	8.5528	5.7765	6.2495	10.2062	5.4677	74.5193	
	S	126.409	73.110	106.067	82.914	64.555	59.196	103.634	80.026	101.899	70.345	108.488	86.957	
6	T	3.7489	7.2727	8.2868	5.3461	9.4170	4.1135	8.5643	5.7900	6.2759	10.4744	5.4215	74.7111	
	S	124.946	72.938	106.056	84.556	64.583	59.670	103.495	79.840	101.470	68.544	109.413	86.734	
7	T	3.7110	7.6355	8.6021	5.4941	9.5406	4.1716	8.5579	5.8241	6.2462	9.9970	5.4037	75.1838	
	S	126.222	69.472	102.168	82.278	63.747	58.839	103.573	79.372	101.953	71.817	109.773	86.189	
8	T	3.7173	7.2027	8.2672	5.3177	9.4286	4.0922	8.5148	5.7289	6.2283	10.1701	5.4292	74.0970	
	S	126.008	73.647	106.307	85.008	64.504	59.981	104.097	80.691	102.246	70.595	109.258	87.453	
9	T	3.7268	7.1883	8.3002	5.2697	9.3905	4.1010	8.5356	5.7441	6.3259	10.0526	5.4347	74.0694	
	S	125.687	73.794	105.885	85.782	64.766	59.852	103.843	80.478	100.668	71.420	109.147	87.486	
10	T	3.7979	7.4895	8.2904	5.3664	9.4745	4.1529	8.4854	5.7026	6.2469	10.0177	5.4078	74.4320	
	S	123.334	70.826	106.010	84.236	64.191	59.104	104.457	81.064	101.941	71.669	109.690	87.059	
11	T	3.7258	7.1997	8.2788	5.2696	9.3326	4.0916	8.5286	5.7894	6.2646	10.0819	5.4335	73.9961	
	S	125.720	73.677	106.158	85.784	65.167	59.990	103.928	79.848	101.653	71.212	109.171	87.572	
12	T	3.7379	7.1966	8.3111	5.9985	10.5855	5.3034	9.7552	7.4362	10.1526	14.9514	10.3146	93.7430	
	S	125.313	73.709	105.746	75.360	57.454	46.282	90.861	62.165	62.725	48.019	57.509	69.125	
13	T	7.1682	10.1757	16.4657	9.5895	14.8647	9.7108	16.5313	8.4647	10.7809	15.0244	9.9482	128.7241	
	S	65.345	52.130	53.375	47.140	40.915	25.276	53.617	54.612	59.069	47.786	59.627	50.340	
14	T	8.0302	9.8202	14.4883	8.4690	13.3651	6.6469	15.0240	8.4175	11.4536	16.4348	9.7125	121.8621	
	S	58.331	54.017	60.660	53.376	45.505	36.928	58.997	54.918	55.600	43.685	61.074	53.175	
15	T	8.3679	9.4568	14.5318	8.4120	12.9214	5.4377	15.2481	10.2439	15.4878	14.2334	5.4338	119.7746	
	S	55.977	56.092	60.479	53.738	47.068	45.139	58.129	45.127	41.117	50.442	109.165	54.102	
16	T	3.7817	7.3785	8.5446	5.4354	9.5484	4.2141	8.4766	6.1066	6.2916	10.2769	5.3963	75.4507	
	S	123.862	71.892	102.856	83.167	63.695	58.246	104.566	75.701	101.217	69.861	109.924	85.884	
17	T	3.7846	7.3490	8.3194	5.4565	9.6210	4.1585	8.4197	6.0170	6.5792	10.5761	5.4541	75.7351	
	S	123.767	72.181	105.640	82.845	63.214	59.025	105.273	76.828	96.793	67.885	108.759	85.561	
18	T	3.7371	7.7527	8.9018	5.5322	9.5209	4.1573	9.1820	6.9184	13.8500	17.3549	11.8951	98.8024	
	S	125.340	68.422	98.729	81.712	63.879	59.042	96.533	66.818	45.980	41.369	49.868	65.585	
19	T	12.1269	11.0859	18.4294	8.1599	12.1306	6.0115	14.5695	9.4624	10.3696	19.5064	9.5803	131.4324	
	S	38.626	47.849	47.688	55.398	50.136	40.831	60.837	48.854	61.412	36.806	61.917	49.303	

Event: USF2000 St Petersburg Grand Prix

Round 1 / 2

Track: St Petersburg Street Circuit

1.8 mile(s)

Report: Section Data Report

USF2000 Championship

Session: Race 2

March 9, 2019



Section Data for Car 23 - Kaminsky, Colin

Lap	T/SF to I1	I1 to I2	I2 to I3	I3 to I4A	I4A to I4	I4 to I5A	I5A to I5	I5 to I6A	I6A to I6	I6 to I7	I7 to SF	Lap	PO to SF	SF to PI
20	T	9.1574	9.8789	13.9151	8.8109	12.5561	6.0772	16.2706	8.5994	15.8769	11.2271	5.4171	117.7867	
	S	51.151	53.696	63.159	51.305	48.437	40.389	54.476	53.756	40.110	63.948	109.502	55.015	
21	T	3.7908	7.4460	8.3617	5.4492	9.4411	4.1318	8.4698	6.0074	6.2911	10.1586	5.4154	74.9629	
	S	123.565	71.240	105.106	82.956	64.419	59.406	104.650	76.951	101.225	70.675	109.536	86.443	
22	T	3.6984	7.3069	8.2768	5.3706	9.4581	4.1311	8.5344	5.7351	6.2376	10.2011	5.4333	74.3834	
	S	126.652	72.596	106.184	84.170	64.303	59.416	103.858	80.604	102.093	70.380	109.175	87.116	
23	T	3.7466	7.3483	8.3289	5.4047	9.4247	4.1253	8.5108	5.8177	6.2784	10.1359	5.4399	74.5612	
	S	125.022	72.187	105.520	83.639	64.531	59.500	104.146	79.460	101.430	70.833	109.043	86.908	
24	T	3.7403	7.1888	8.2462	5.3112	9.3925	4.1295	8.5208	5.8043	6.3009	9.9999	5.4312	74.0656	
	S	125.233	73.789	106.578	85.112	64.752	59.439	104.024	79.643	101.068	71.796	109.217	87.490	
25	T	3.7408	7.2145	8.2853	5.3938	9.4381	4.1254	8.5483	5.8263	6.2928	10.0777	5.4454	74.3884	
	S	125.216	73.526	106.075	83.808	64.439	59.498	103.689	79.342	101.198	71.242	108.933	87.110	
26	T	4.2984	8.6563	12.9906	6.9973	11.1861	4.9563	9.6301	6.9608	7.9829				90.0946
	S	108.973	61.280	67.654	64.603	54.369	49.524	92.041	66.411	79.773				65.340

Event: USF2000 St Petersburg Grand Prix**Round 1 / 2****Track:** St Petersburg Street Circuit**1.8 mile(s)****Report:** Section Data Report**USF2000 Championship****Session:** Race 2**March 9, 2019****Section Data for Car 24 - Tomaselli, Bruna**

Lap	T/SF to I1	I1 to I2	I2 to I3	I3 to I4A	I4A to I4	I4 to I5A	I5A to I5	I5 to I6A	I6A to I6	I6 to I7	I7 to SF	Lap	PO to SF	SF to PI
1	T	9.2122	12.5203	20.2370	7.3221	13.5063	7.4580	13.0540	8.2984	10.5762	15.4842	10.7620	128.4307	114.6301
	S	50.847	42.368	43.429	61.737	45.029	32.912	67.900	55.706	60.212	46.367	55.118	50.455	50.326
2	T	8.7548	9.7013	18.4547	9.2599	14.1839	4.9004	16.5992	7.8381	15.0966	19.3029	8.4429	132.5347	
	S	53.503	54.679	47.623	48.818	42.878	50.089	53.398	58.978	42.183	37.194	70.258	48.893	
3	T	4.3667	8.7470	8.8562	6.4071	10.0122	4.2520	8.5291	6.7257	6.4683	10.1554	5.3952	79.9149	
	S	107.268	60.644	99.237	70.554	60.744	57.727	103.922	68.732	98.452	70.697	109.946	81.086	
4	T	3.7306	7.3160	8.3304	5.5553	9.5032	4.1233	8.4779	5.9350	6.2892	10.0426	5.3816	74.6851	
	S	125.559	72.506	105.501	81.372	63.998	59.529	104.550	77.889	101.256	71.491	110.224	86.764	
5	T	3.6747	8.3121	8.7836	6.1076	9.6873	4.1660	8.4762	5.7552	6.2557	10.1047	5.3627	76.6858	
	S	127.469	63.817	100.057	74.014	62.781	58.919	104.571	80.323	101.798	71.052	110.613	84.501	
6	T	3.7548	7.4377	8.3029	5.5527	9.4865	4.1135	8.4250	5.8346	6.2327	10.0975	5.3575	74.5954	
	S	124.749	71.320	105.850	81.410	64.110	59.670	105.206	79.230	102.174	71.102	110.720	86.869	
7	T	3.7036	7.3374	8.1939	5.6743	9.4626	4.1127	8.4857	5.8375	6.2029	10.0817	5.3826	74.4749	
	S	126.474	72.295	107.258	79.665	64.272	59.682	104.454	79.190	102.665	71.214	110.204	87.009	
8	T	3.7136	7.2699	8.2186	5.5100	9.3873	4.0828	8.4488	5.8337	6.2387	10.0409	5.3735	74.1178	
	S	126.133	72.966	106.936	82.041	64.788	60.119	104.910	79.242	102.075	71.503	110.390	87.428	
9	T	3.7101	7.2096	8.2790	5.4311	9.3672	4.0335	8.3958	5.7852	6.1837	10.1613	5.3938	73.9503	
	S	126.252	73.576	106.156	83.233	64.927	60.854	105.572	79.906	102.983	70.656	109.975	87.626	
10	T	3.7455	7.3726	8.3922	5.4186	9.2710	4.0787	8.4754	5.7095	6.2470	10.0620	5.3785	74.1510	
	S	125.059	71.949	104.724	83.425	65.600	60.180	104.581	80.966	101.940	71.353	110.288	87.389	
11	T	3.6873	7.1180	8.2401	5.4376	9.3464	4.0739	8.4851	5.7015	6.2088	10.0424	5.3721	73.7132	
	S	127.033	74.523	106.657	83.133	65.071	60.251	104.461	81.079	102.567	71.492	110.419	87.908	
12	T	3.6761	7.2150	8.5294	6.2323	11.8481	4.6962	9.7195	7.6095	8.5152	15.5012	10.0973	93.6398	
	S	127.420	73.521	103.039	72.533	51.332	52.267	91.194	60.749	74.786	46.316	58.747	69.201	
13	T	8.4020	7.9623	19.2678	7.5389	16.0742	9.7689	15.4295	8.9269	10.3777	16.0438	9.9821	129.7741	
	S	55.750	66.621	45.613	59.962	37.836	25.126	57.446	51.784	61.364	44.750	59.425	49.933	
14	T	8.2827	8.9017	14.9890	7.8528	12.7706	6.1842	14.8977	8.8360	11.9711	16.7968	9.3977	120.8803	
	S	56.553	59.590	58.634	57.565	47.624	39.691	59.497	52.317	53.196	42.744	63.120	53.607	
15	T	8.4035	9.5131	14.8076	8.6208	11.9337	4.9610	15.7415	9.7817	13.9269	13.9861	5.4549	117.1308	
	S	55.740	55.760	59.352	52.437	50.963	49.477	56.307	47.259	45.726	51.333	108.743	55.323	
16	T	3.9892	7.6361	8.3689	5.8278	9.6878	4.3514	8.4561	6.6908	6.3902	10.4281	5.4000	77.2264	
	S	117.419	69.467	105.015	77.567	62.778	56.408	104.819	69.091	99.655	68.848	109.848	83.909	
17	T	3.7628	7.4003	8.3042	5.7026	9.9680	4.2038	8.4657	5.9744	6.3098	11.1771	5.4417	76.7104	
	S	124.484	71.680	105.834	79.270	61.013	58.389	104.701	77.376	100.925	64.234	109.007	84.474	
18	T	3.7172	7.1830	8.2607	5.4929	9.4416	4.1453	9.4265	6.3425	13.1909	17.4753	11.6613	96.3372	
	S	126.011	73.849	106.391	82.296	64.415	59.213	94.029	72.885	48.277	41.084	50.868	67.264	
19	T	12.7311	10.0911	19.3675	9.0989	10.9739	6.4163	13.9223	9.4610	10.7184	19.4551	9.9159	132.1515	
	S	36.793	52.567	45.378	49.681	55.421	38.255	63.665	48.861	59.414	36.903	59.821	49.035	

Event: USF2000 St Petersburg Grand Prix

Round 1 / 2

Track: St Petersburg Street Circuit

1.8 mile(s)

Report: Section Data Report

USF2000 Championship

Session: Race 2

March 9, 2019



Section Data for Car 24 - Tomaselli, Bruna

Lap	T/SF to I1	I1 to I2	I2 to I3	I3 to I4A	I4A to I4	I4 to I5A	I5A to I5	I5 to I6A	I6A to I6	I6 to I7	I7 to SF	Lap	PO to SF	SF to PI
20	T	9.2635	9.3687	14.0045	8.5222	13.0910	5.2981	16.3299	8.6933	15.0370	11.1832	5.3849	116.1763	
	S	50.565	56.620	62.756	53.043	46.458	46.329	54.279	53.176	42.350	64.199	110.157	55.777	
21	T	3.7824	7.5623	8.4431	5.5484	9.4577	4.1468	8.4869	5.8692	6.2660	10.0761	5.3874	75.0263	
	S	123.839	70.145	104.093	81.473	64.305	59.191	104.439	78.762	101.631	71.253	110.105	86.370	
22	T	3.7318	7.3237	8.5594	5.9658	9.6117	4.2170	8.4381	5.9301	6.2031	10.0792	5.3704	75.4303	
	S	125.518	72.430	102.678	75.773	63.275	58.206	105.043	77.954	102.661	71.231	110.454	85.907	
23	T	3.7266	7.2658	8.2300	5.8000	9.4615	4.1553	8.4644	5.8217	6.2736	10.0662	5.3803	74.6454	
	S	125.693	73.007	106.788	77.939	64.280	59.070	104.717	79.405	101.508	71.323	110.251	86.810	
24	T	3.7449	7.2263	8.2619	5.5154	9.3554	4.0865	8.4663	5.7342	6.2505	10.0870	5.4112	74.1396	
	S	125.079	73.406	106.375	81.961	65.009	60.065	104.693	80.617	101.883	71.176	109.621	87.403	
25	T	3.7303	7.1459	8.2294	5.4719	9.5326	4.1054	8.4995	5.8331	6.3062	10.1203	5.3953	74.3699	
	S	125.569	74.232	106.796	82.612	63.800	59.788	104.284	79.250	100.983	70.942	109.944	87.132	
26	T	4.3402	8.1131	13.5567	7.5943	11.3419	4.6830	9.4015	6.7493	8.0315				90.7186
	S	107.923	65.382	64.829	59.524	53.623	52.414	94.279	68.492	79.290				64.891

Event: USF2000 St Petersburg Grand Prix**Round 1 / 2****Track:** St Petersburg Street Circuit**1.8 mile(s)****Report:** Section Data Report**USF2000 Championship****Session:** Race 2**March 9, 2019****Section Data for Car 27 - Holden, Zach**

Lap	T/SF to I1	I1 to I2	I2 to I3	I3 to I4A	I4A to I4	I4 to I5A	I5A to I5	I5 to I6A	I6A to I6	I6 to I7	I7 to SF	Lap	PO to SF	SF to PI
1	T	8.5220	12.6555	18.5266	7.0658	14.7364	6.6825	13.7281	8.8712	10.7673	15.0985	10.2551	126.9090	117.9070
	S	54.965	41.915	47.438	63.977	41.271	36.731	64.566	52.109	59.144	47.551	57.843	51.060	48.927
2	T	9.3361	9.7210	18.6574	8.5972	13.9706	5.3593	16.4041	8.2756	16.1817	19.3897	8.5172	134.4099	
	S	50.172	54.568	47.105	52.581	43.533	45.800	54.033	55.860	39.354	37.028	69.645	48.211	
3	T	4.3119	8.2562	8.8497	6.1478	9.8193	4.1253	8.4751	5.9709	6.3089	10.1629	5.4090	77.8370	
	S	108.632	64.249	99.310	73.530	61.937	59.500	104.584	77.421	100.940	70.645	109.666	83.251	
4	T	3.7519	7.2719	8.2267	5.4218	9.3908	4.0769	8.5375	6.1278	6.2998	10.0597	5.3821	74.5469	
	S	124.846	72.946	106.831	83.376	64.764	60.206	103.820	75.439	101.085	71.369	110.214	86.925	
5	T	3.7110	7.2253	8.6637	5.3665	9.3502	4.0496	8.5024	5.7741	6.2518	9.9991	5.4010	74.2947	
	S	126.222	73.416	101.442	84.235	65.045	60.612	104.249	80.060	101.862	71.802	109.828	87.220	
6	T	3.7332	7.1283	8.2066	5.3233	9.4684	4.0316	8.4332	5.8702	6.2502	10.0706	5.3812	73.8968	
	S	125.471	74.415	107.092	84.918	64.233	60.883	105.104	78.749	101.888	71.292	110.232	87.690	
7	T	3.6554	7.3400	8.4110	5.3083	9.4146	4.0496	8.4985	5.8781	6.4568	10.0459	5.4248	74.4830	
	S	128.142	72.269	104.490	85.158	64.600	60.612	104.296	78.643	98.628	71.467	109.346	87.000	
8	T	3.7620	7.2471	8.2268	5.2493	9.2474	4.0255	8.4775	5.6998	6.2489	9.9787	5.4173	73.5803	
	S	124.511	73.195	106.829	86.115	65.768	60.975	104.555	81.103	101.909	71.949	109.498	88.067	
9	T	3.7385	7.1191	8.2273	5.3114	9.2108	4.0079	8.5006	5.6700	6.2553	9.9980	5.4093	73.4482	
	S	125.293	74.511	106.823	85.109	66.029	61.243	104.271	81.530	101.805	71.810	109.660	88.225	
10	T	3.7405	7.1221	8.2317	5.2566	9.2309	4.0697	8.5142	5.6260	6.2600	9.9573	5.4297	73.4387	
	S	125.226	74.480	106.766	85.996	65.885	60.313	104.104	82.167	101.728	72.103	109.248	88.237	
11	T	3.7394	7.1868	8.2414	5.2725	9.1901	4.0062	8.4690	5.6609	6.2447	9.9850	5.4194	73.4154	
	S	125.263	73.810	106.640	85.736	66.178	61.269	104.660	81.661	101.977	71.903	109.455	88.265	
12	T	3.7303	7.1404	8.2357	5.2950	10.5923	4.8752	11.2578	8.5442	10.5312	15.0828	9.8104	95.0953	
	S	125.569	74.289	106.714	85.372	57.417	50.348	78.733	54.104	60.470	47.601	60.465	68.142	
13	T	7.3092	9.9561	16.8262	9.0554	15.6277	9.2558	16.5486	8.8070	10.9253	15.0584	9.7952	129.1649	
	S	64.085	53.279	52.232	49.920	38.917	26.519	53.561	52.489	58.288	47.678	60.558	50.168	
14	T	8.1047	9.4896	14.7484	8.5896	13.3763	6.2915	14.7004	9.0785	11.3823	16.4509	9.3679	121.5801	
	S	57.795	55.899	59.590	52.627	45.467	39.014	60.295	50.920	55.948	43.642	63.321	53.298	
15	T	8.0816	10.1617	14.4527	8.2025	13.1560	5.4354	15.4238	10.6619	15.6369	14.1767	5.4214	120.8106	
	S	57.960	52.201	60.810	55.111	46.228	45.159	57.467	43.357	40.725	50.643	109.415	53.638	
16	T	3.7619	7.4559	8.3708	5.6130	9.7565	4.1459	8.4643	6.0229	6.2954	10.3187	5.4048	75.6101	
	S	124.514	71.146	104.992	80.535	62.336	59.204	104.718	76.753	101.156	69.578	109.751	85.703	
17	T	3.7517	7.2241	8.2942	5.6957	9.6366	4.0546	8.3826	6.1167	6.9796	10.4283	5.4182	75.9823	
	S	124.852	73.428	105.961	79.366	63.112	60.537	105.739	75.576	91.240	68.847	109.479	85.283	
18	T	3.7518	7.3766	8.2769	5.2813	9.3692	4.0928	8.9261	6.6807	14.8218	16.7214	12.3514	97.6500	
	S	124.849	71.910	106.183	85.594	64.913	59.972	99.300	69.195	42.965	42.936	48.025	66.359	
19	T	10.8093	11.7401	18.0242	8.1767	13.1096	6.0334	14.7722	9.1251	10.1525	18.9960	9.7886	130.7277	
	S	43.334	45.183	48.760	55.285	46.392	40.683	60.002	50.659	62.725	37.795	60.599	49.569	

Event: USF2000 St Petersburg Grand Prix

Round 1 / 2

Track: St Petersburg Street Circuit

1.8 mile(s)

Report: Section Data Report

USF2000 Championship

Session: Race 2

March 9, 2019



Section Data for Car 27 - Holden, Zach

Lap	T/SF to I1	I1 to I2	I2 to I3	I3 to I4A	I4A to I4	I4 to I5A	I5A to I5	I5 to I6A	I6A to I6	I6 to I7	I7 to SF	Lap	PO to SF	SF to PI
20	T	8.4517	9.8456	14.6459	9.0049	13.1877	5.7421	15.4012	9.9358	16.3560	11.4495	5.4115	119.4319	
	S	55.422	53.877	60.007	50.200	46.117	42.746	57.552	46.526	38.935	62.706	109.615	54.257	
21	T	3.7331	7.4022	8.3344	5.4389	9.4195	4.1395	8.4162	6.1074	6.2490	10.0361	5.3855	74.6618	
	S	125.475	71.662	105.450	83.113	64.566	59.296	105.316	75.691	101.907	71.537	110.144	86.791	
22	T	3.7018	7.1827	8.2058	5.4320	9.3493	4.0425	8.4333	5.7476	6.2155	10.1666	5.3688	73.8459	
	S	126.535	73.852	107.103	83.219	65.051	60.719	105.103	80.429	102.456	70.619	110.487	87.750	
23	T	3.6883	7.4080	8.2240	5.6603	9.3939	4.0861	8.4856	5.6929	6.2556	10.0524	5.4001	74.3472	
	S	126.999	71.606	106.866	79.862	64.742	60.071	104.455	81.202	101.800	71.421	109.846	87.159	
24	T	3.7262	7.2033	8.1932	5.2822	9.3589	4.0683	8.4497	5.6891	6.2447	9.9907	5.4044	73.6107	
	S	125.707	73.640	107.267	85.579	64.984	60.333	104.899	81.256	101.977	71.862	109.759	88.031	
25	T	3.7071	7.1360	8.1928	5.2695	9.3672	4.0519	8.4745	5.6475	6.2968	10.1659	5.4367	73.7459	
	S	126.355	74.335	107.273	85.785	64.927	60.578	104.592	81.854	101.134	70.624	109.107	87.869	
26	T	4.1267	8.2334	11.7457	7.0319	10.8963	4.7798	10.7261	7.6782	8.6212				89.9585
	S	113.507	64.427	74.824	64.285	55.815	51.352	82.636	60.206	73.867				65.439

Event: USF2000 St Petersburg Grand Prix**Round 1 / 2****Track:** St Petersburg Street Circuit**1.8 mile(s)****Report:** Section Data Report**USF2000 Championship****Session:** Race 2**March 9, 2019****Section Data for Car 28 - Famularo, Anthony (R)**

Lap	T/SF to I1	I1 to I2	I2 to I3	I3 to I4A	I4A to I4	I4 to I5A	I5A to I5	I5 to I6A	I6A to I6	I6 to I7	I7 to SF	Lap	PO to SF	SF to PI
1	T	10.1853	13.2061	21.0827	8.0909	14.2381	6.7839	12.1891	9.3867	9.6970	15.6901	10.7842	131.3341	109.3846
	S	45.989	40.167	41.686	55.871	42.715	36.182	72.718	49.248	65.672	45.758	55.005	49.340	52.739
2	T	9.1140	9.4528	18.9021	9.9360	13.3442	4.8453	16.1939	7.8123	12.7075	18.2905	8.1062	128.7048	
	S	51.394	56.116	46.496	45.496	45.576	50.658	54.734	59.172	50.114	39.253	73.176	50.348	
3	T	4.2814	8.9740	9.3707	6.0641	10.1255	4.1870	8.4957	6.2183	6.6824	10.4861	5.4259	80.3111	
	S	109.406	59.110	93.788	74.545	60.064	58.623	104.331	74.341	95.298	68.467	109.324	80.686	
4	T	3.7780	7.7654	8.4783	5.4560	9.5244	4.2021	8.4723	5.8197	6.2568	10.2655	5.3944	75.4129	
	S	123.983	68.310	103.660	82.853	63.855	58.412	104.619	79.432	101.780	69.939	109.963	85.927	
5	T	3.7216	7.4319	8.4776	6.0017	9.8653	4.2325	8.4993	6.7148	6.4107	10.2800	5.3765	77.0119	
	S	125.862	71.375	103.669	75.320	61.649	57.993	104.287	68.844	99.337	69.840	110.329	84.143	
6	T	3.6888	7.3516	8.3176	5.4826	9.5296	4.2153	8.4809	5.8648	6.2100	10.1471	5.3973	74.6856	
	S	126.981	72.155	105.663	82.451	63.820	58.229	104.513	78.822	102.547	70.755	109.903	86.764	
7	T	3.6849	7.3570	8.3903	5.5331	9.5766	4.1852	8.5118	5.9333	6.2842	10.1394	5.4098	75.0056	
	S	127.116	72.102	104.748	81.698	63.507	58.648	104.134	77.912	101.336	70.808	109.649	86.394	
8	T	3.7270	7.3087	8.3341	5.4905	9.5357	4.1621	8.5074	5.8584	6.2557	10.2676	5.3983	74.8455	
	S	125.680	72.579	105.454	82.332	63.779	58.974	104.187	78.908	101.798	69.924	109.883	86.578	
9	T	3.7341	7.3736	8.3803	6.0266	9.8038	4.2304	8.4624	5.9735	6.2858	10.1678	5.3771	75.8154	
	S	125.441	71.940	104.873	75.008	62.035	58.022	104.741	77.387	101.311	70.611	110.316	85.471	
10	T	3.7142	7.4507	8.3013	5.5351	9.5575	4.2410	8.4801	5.9140	6.2543	10.2079	5.3812	75.0373	
	S	126.113	71.195	105.871	81.669	63.634	57.877	104.523	78.166	101.821	70.333	110.232	86.357	
11	T	3.7109	7.4307	8.3131	5.4208	9.5577	4.1561	8.4557	5.8560	6.2468	10.2978	5.4028	74.8484	
	S	126.225	71.387	105.720	83.391	63.633	59.059	104.824	78.940	101.943	69.719	109.792	86.575	
12	T	3.7265	7.4006	8.5701	5.7004	10.4015	4.9876	9.0951	6.5080	7.5312	15.6335	10.6018	90.1563	
	S	125.697	71.677	102.550	79.301	58.471	49.213	97.455	71.031	84.557	45.924	55.951	71.875	
13	T	8.1043	8.1046	19.0074	7.2251	16.3290	10.2616	14.2299	9.7546	9.4128	16.5401	10.9429	129.9123	
	S	57.798	65.451	46.238	62.566	37.246	23.920	62.289	47.390	67.654	43.407	54.207	49.880	
14	T	7.6166	8.7022	14.8384	8.3714	12.2967	5.6445	15.2133	9.0049	11.5848	17.7866	9.2912	120.3506	
	S	61.498	60.956	59.229	53.999	49.459	43.486	58.262	51.336	54.970	40.365	63.843	53.843	
15	T	7.7299	9.6909	15.0509	8.3002	11.7272	4.5926	15.3916	10.2099	13.6598	13.4178	5.4210	115.1918	
	S	60.597	54.737	58.393	54.462	51.861	53.446	57.587	45.277	46.620	53.508	109.423	56.254	
16	T	3.7858	7.6445	8.3701	5.8301	9.6945	4.2759	8.4889	6.1312	6.3068	10.5728	5.3968	76.4974	
	S	123.728	69.390	105.000	77.536	62.735	57.404	104.414	75.397	100.973	67.906	109.914	84.709	
17	T	3.7895	7.5481	8.3149	5.6832	9.8568	4.2424	8.4572	6.0258	6.2800	10.8475	5.4252	76.4706	
	S	123.607	70.277	105.697	79.541	61.702	57.857	104.806	76.716	101.404	66.186	109.338	84.738	
18	T	3.9445	8.1884	8.9972	5.7333	9.5974	4.2081	9.4484	6.5774	10.9616	17.5322	11.5809	96.7694	
	S	118.750	64.781	97.682	78.846	63.369	58.329	93.811	70.282	58.095	40.951	51.221	66.963	
19	T	12.9308	9.9211	19.7947	9.0696	11.0458	6.0738	14.0852	9.4923	10.5019	19.3312	10.0098	132.2562	
	S	36.224	53.467	44.399	49.842	55.060	40.412	62.929	48.700	60.638	37.140	59.260	48.996	

Event: USF2000 St Petersburg Grand Prix

Round 1 / 2

Track: St Petersburg Street Circuit

1.8 mile(s)

Report: Section Data Report

USF2000 Championship

Session: Race 2

March 9, 2019



Section Data for Car 28 - Famularo, Anthony (R)

Lap	T/SF to I1	I1 to I2	I2 to I3	I3 to I4A	I4A to I4	I4 to I5A	I5A to I5	I5 to I6A	I6A to I6	I6 to I7	I7 to SF	Lap	PO to SF	SF to PI
20	T	9.3491	9.4898	13.9527	8.5325	13.2006	5.1521	16.4795	8.3422	15.0612	11.0669	5.4048	116.0314	
	S	50.102	55.897	62.989	52.979	46.072	47.642	53.786	55.414	42.282	64.874	109.751	55.847	
21	T	3.7884	7.5157	8.3470	5.5656	9.6806	4.2230	8.5047	6.0694	6.2851	10.3523	5.4146	75.7464	
	S	123.643	70.580	105.291	81.221	62.825	58.123	104.220	76.164	101.322	69.352	109.552	85.549	
22	T	3.7452	7.4102	8.4960	5.6443	9.5732	4.1815	8.4706	5.9681	6.2254	10.3185	5.4120	75.4450	
	S	125.069	71.584	103.444	80.089	63.530	58.700	104.640	77.457	102.294	69.579	109.605	85.890	
23	T	3.7528	7.3642	8.2737	5.4827	9.5126	4.2367	8.4448	5.9137	6.3043	10.3880	5.4353	75.1088	
	S	124.816	72.032	106.224	82.449	63.934	57.935	104.960	78.170	101.013	69.114	109.135	86.275	
24	T	3.7658	7.3867	8.3061	5.9094	9.6420	4.1818	8.5055	5.9714	6.2436	10.2345	5.4118	75.5586	
	S	124.385	71.812	105.809	76.496	63.076	58.696	104.211	77.414	101.995	70.150	109.609	85.761	
25	T	3.7726	7.3491	8.3058	5.4637	9.5598	4.1510	8.5012	6.1019	6.3290	10.3337	5.4183	75.2861	
	S	124.161	72.180	105.813	82.736	63.619	59.131	104.263	75.759	100.619	69.477	109.477	86.072	
26	T	4.4091	8.4615	11.0047	6.4910	11.2597	4.5564	9.1554	7.3620	7.9504				88.5856
	S	106.237	62.690	79.863	69.642	54.014	53.870	96.813	62.792	80.099				66.453

Event: USF2000 St Petersburg Grand Prix**Round 1 / 2****Track:** St Petersburg Street Circuit**1.8 mile(s)****Report:** Section Data Report**USF2000 Championship****Session:** Race 2**March 9, 2019****Section Data for Car 3 - Gold, Reece (R)**

Lap	T/SF to I1	I1 to I2	I2 to I3	I3 to I4A	I4A to I4	I4 to I5A	I5A to I5	I5 to I6A	I6A to I6	I6 to I7	I7 to SF	Lap	PO to SF	SF to PI
1	T	10.0525	13.2608	20.3795	7.9919	14.0619	7.1530	12.1835	9.2214	9.8985	15.3127	10.7028	130.2185	110.5851
	S	46.596	40.002	43.125	56.563	43.250	34.315	72.751	50.130	64.335	46.886	55.423	49.763	52.167
2	T	9.1988	9.6462	19.0402	9.3556	13.7256	4.5108	16.3921	8.6818	12.4867	18.9073	8.2726	130.2177	
	S	50.921	54.991	46.158	48.318	44.310	54.415	54.073	53.246	51.000	37.972	71.704	49.763	
3	T	4.3792	9.2949	9.2743	6.5360	10.1646	4.2478	8.5950	6.0739	6.5518	10.8011	5.3561	81.2747	
	S	106.962	57.069	94.763	69.162	59.833	57.784	103.125	76.108	97.197	66.471	110.749	79.730	
4	T	3.7230	7.7455	8.3471	5.7348	9.5639	4.1772	8.5375	5.8573	6.2875	10.2916	5.3718	75.6372	
	S	125.815	68.486	105.290	78.825	63.591	58.761	103.820	78.922	101.283	69.761	110.425	85.672	
5	T	3.7741	7.2996	8.3822	5.6417	10.0937	4.1712	8.5558	6.2009	6.3340	10.4424	5.3715	76.2671	
	S	124.111	72.669	104.849	80.126	60.254	58.845	103.598	74.549	100.540	68.754	110.431	84.965	
6	T	3.7369	7.2488	8.2811	5.5448	9.5676	4.1893	8.4829	5.9346	6.2681	10.2756	5.4466	74.9763	
	S	125.347	73.178	106.129	81.526	63.567	58.591	104.488	77.895	101.597	69.870	108.909	86.427	
7	T	3.7309	7.2452	8.2724	5.5131	9.4925	4.1914	8.5196	5.9451	6.2671	10.1392	5.3729	74.6894	
	S	125.549	73.215	106.240	81.995	64.070	58.561	104.038	77.757	101.613	70.810	110.403	86.759	
8	T	3.7239	7.4009	8.2763	5.5762	9.5480	4.1626	8.4986	5.8830	6.2220	10.2842	5.3908	74.9665	
	S	125.785	71.674	106.190	81.067	63.697	58.967	104.295	78.578	102.349	69.811	110.036	86.439	
9	T	3.7309	7.2654	8.2228	5.6405	9.7725	4.2217	8.5861	5.7384	6.3209	10.1692	5.4266	75.0950	
	S	125.549	73.011	106.881	80.143	62.234	58.141	103.232	80.558	100.748	70.601	109.310	86.291	
10	T	3.7584	7.3813	8.3290	5.4378	9.5652	4.1966	8.5565	5.7840	6.3049	10.2478	5.4472	75.0087	
	S	124.630	71.865	105.519	83.130	63.583	58.489	103.590	79.923	101.004	70.059	108.897	86.390	
11	T	3.7505	7.3864	8.3324	5.4710	9.3398	4.2138	8.6059	5.7141	6.3155	10.0252	5.4424	74.5970	
	S	124.892	71.815	105.475	82.626	65.117	58.250	102.995	80.900	100.834	71.615	108.993	86.867	
12	T	3.7708	7.2512	8.3357	5.5717	10.4944	5.0276	9.0302	6.7746	7.5104	15.3023	10.4183	89.4872	
	S	124.220	73.154	105.434	81.132	57.953	48.821	98.155	68.236	84.792	46.918	56.937	72.413	
13	T	8.5108	8.4451	18.4677	7.7791	15.9525	10.0279	14.7934	9.5947	9.5977	16.3614	10.2529	129.7832	
	S	55.037	62.812	47.589	58.110	38.125	24.477	59.916	48.180	66.351	43.881	57.855	49.929	
14	T	8.1426	9.0386	14.6090	8.5068	12.2213	5.8144	14.9112	9.1925	11.5929	17.6357	9.0985	120.7635	
	S	57.526	58.688	60.159	53.139	49.764	42.215	59.443	50.288	54.932	40.710	65.196	53.659	
15	T	7.8810	9.6901	14.6950	8.7982	11.5829	4.7237	15.8530	9.8980	13.7113	13.5508	5.4490	115.8330	
	S	59.435	54.742	59.807	51.379	52.507	51.962	55.911	46.704	46.445	52.982	108.861	55.943	
16	T	3.8479	7.5547	8.5137	5.7151	9.6240	4.2472	8.5477	6.0708	6.3147	10.5438	5.4151	76.3947	
	S	121.731	70.215	103.229	79.097	63.194	57.792	103.696	76.147	100.847	68.093	109.542	84.823	
17	T	3.8820	7.5325	8.3473	5.6682	9.8126	4.1893	8.5240	5.8833	6.2532	11.2127	5.5184	76.8235	
	S	120.662	70.422	105.287	79.751	61.980	58.591	103.984	78.574	101.839	64.030	107.492	84.349	
18	T	3.8361	7.6962	8.7335	5.5327	9.4887	4.3145	9.9502	6.6232	11.1459	17.2148	11.7846	96.3204	
	S	122.106	68.924	100.631	81.704	64.095	56.891	89.080	69.796	57.135	41.706	50.335	67.275	
19	T	12.7962	10.0613	19.3457	9.5016	10.9528	6.1321	14.0006	9.5699	10.5572	19.3109	9.9518	132.1801	
	S	36.605	52.722	45.429	47.576	55.528	40.028	63.309	48.305	60.321	37.179	59.605	49.024	

Event: USF2000 St Petersburg Grand Prix

Round 1 / 2

Track: St Petersburg Street Circuit

1.8 mile(s)

Report: Section Data Report

USF2000 Championship

Session: Race 2

March 9, 2019



Section Data for Car 3 - Gold, Reece (R)

Lap	T/SF to I1	I1 to I2	I2 to I3	I3 to I4A	I4A to I4	I4 to I5A	I5A to I5	I5 to I6A	I6A to I6	I6 to I7	I7 to SF	Lap	PO to SF	SF to PI
20	T	9.3902	9.5454	13.6965	8.7096	13.2474	5.2220	16.1415	8.8022	14.8705	11.1864	5.4671	116.2788	
	S	49.883	55.572	64.167	51.902	45.910	47.004	54.912	52.518	42.824	64.181	108.500	55.728	
21	T	3.8149	7.4389	8.4458	5.5517	9.5162	4.1755	8.5322	6.0054	6.3477	10.3103	5.4656	75.6042	
	S	122.784	71.308	104.059	81.425	63.910	58.784	103.885	76.976	100.323	69.635	108.530	85.710	
22	T	3.7718	7.2625	8.2390	5.6851	9.6129	4.1743	8.5171	5.9145	6.2783	10.1974	5.4391	75.0920	
	S	124.187	73.040	106.671	79.514	63.267	58.801	104.069	78.159	101.432	70.406	109.059	86.294	
23	T	3.7848	7.2446	8.3030	5.4579	9.4136	4.1636	8.5513	5.7821	6.2926	10.1511	5.4338	74.5784	
	S	123.761	73.221	105.849	82.824	64.607	58.952	103.653	79.949	101.201	70.727	109.165	86.888	
24	T	3.7559	7.2977	8.2501	5.3800	9.4334	4.1575	8.5337	5.7978	6.2784	10.0035	5.4190	74.3070	
	S	124.713	72.688	106.528	84.023	64.471	59.039	103.866	79.732	101.430	71.770	109.463	87.206	
25	T	3.7437	7.1831	8.2678	5.4392	9.4780	4.1491	8.5084	5.8509	6.3184	10.0353	5.4234	74.3973	
	S	125.119	73.848	106.300	83.109	64.168	59.159	104.175	79.009	100.788	71.543	109.375	87.100	
26	T	4.2023	8.2536	12.9133	8.0140	11.2243	4.6468	9.4841	7.0046	7.7267				90.8877
	S	111.465	64.269	68.059	56.407	54.184	52.822	93.458	65.996	82.418				64.770

Event: USF2000 St Petersburg Grand Prix

Round 1 / 2

Track: St Petersburg Street Circuit

1.8 mile(s)

Report: Section Data Report

USF2000 Championship

Session: Race 2

March 9, 2019



Section Data for Car 36 - Siegel, Nolan (R)

Lap	T/SF to I1	I1 to I2	I2 to I3	I3 to I4A	I4A to I4	I4 to I5A	I5A to I5	I5 to I6A	I6A to I6	I6 to I7	I7 to SF	Lap	PO to SF	SF to PI
1	T	10.0784	13.0145	21.3019	8.1902	14.4006	6.4636	11.9722	9.4056	9.6949	15.8524	10.6180	130.9923	108.6577
	S	46.477	40.759	41.258	55.193	42.233	37.975	74.035	49.149	65.686	45.290	55.866	49.469	53.092
2	T	9.4864	9.1399	18.8215	9.9904	13.1795	4.9664	16.0992	7.8700	12.1963	18.6436	7.9886	128.3818	
	S	49.377	58.037	46.695	45.248	46.146	49.423	55.056	58.739	52.214	38.509	74.254	50.474	
3	T	4.2668	9.4125	10.1350	6.3801	10.8182	4.3566	8.5417	6.1990	6.4228	10.4447	5.4106	82.3880	
	S	109.780	56.356	86.716	70.852	56.218	56.341	103.769	74.572	99.150	68.739	109.633	78.652	
4	T	3.7915	7.3944	8.3796	5.6536	9.6749	4.1772	8.5511	5.9113	6.2253	10.1529	5.3797	75.2915	
	S	123.542	71.737	104.881	79.957	62.862	58.761	103.655	78.202	102.295	70.714	110.263	86.065	
5	T	3.7162	7.4361	8.4246	5.6457	9.6319	4.1605	8.5571	6.0187	6.2855	10.3314	5.3833	75.5910	
	S	126.045	71.335	104.321	80.069	63.142	58.996	103.582	76.806	101.315	69.492	110.189	85.724	
6	T	3.8317	7.3958	8.3796	5.5258	9.5735	4.1395	8.4743	5.8996	6.2634	10.2954	5.4080	75.1866	
	S	122.246	71.724	104.881	81.806	63.528	59.296	104.594	78.357	101.673	69.735	109.686	86.186	
7	T	3.7513	7.2186	8.2893	5.5165	9.5944	4.2352	8.5268	6.0196	6.3360	10.3643	5.4384	75.2904	
	S	124.866	73.484	106.024	81.944	63.389	57.956	103.950	76.795	100.508	69.272	109.073	86.067	
8	T	3.7644	7.2629	8.3078	5.4206	9.6411	4.2999	8.5348	5.8377	6.2591	10.5336	5.4584	75.3203	
	S	124.431	73.036	105.788	83.394	63.082	57.084	103.853	79.187	101.743	68.159	108.673	86.033	
9	T	3.7116	7.4099	8.5057	5.4818	9.5162	4.2564	8.5755	6.6021	6.4401	10.2807	5.4336	76.2136	
	S	126.201	71.587	103.326	82.463	63.910	57.667	103.360	70.019	98.883	69.835	109.169	85.024	
10	T	3.7867	7.3613	8.3935	5.4710	9.4905	4.2846	8.6211	5.8524	6.2669	10.1437	5.4192	75.0909	
	S	123.698	72.060	104.708	82.626	64.083	57.288	102.813	78.989	101.616	70.778	109.459	86.295	
11	T	3.7245	7.2843	8.4094	5.5323	9.7141	4.3717	8.7843	5.9852	6.3035	10.2918	5.5685	75.9696	
	S	125.764	72.822	104.510	81.710	62.608	56.146	100.903	77.236	101.026	69.760	106.525	85.297	
12	T	3.9419	7.4051	8.4013	5.6491	9.7724	4.6953	8.7356	6.2555	6.5427	15.7805	10.5694	87.7488	
	S	118.828	71.634	104.610	80.021	62.235	52.277	101.466	73.899	97.333	45.496	56.123	73.847	
13	T	7.9451	8.6651	19.1577	6.9906	16.8440	10.0377	14.0838	9.4422	9.4495	16.4149	10.5985	129.6291	
	S	58.956	61.217	45.875	64.665	36.107	24.453	62.935	48.958	67.392	43.738	55.968	49.989	
14	T	8.5323	8.5006	14.7421	7.9350	12.9831	5.5692	14.7144	8.8755	11.8807	17.7396	9.2238	120.6963	
	S	54.898	62.402	59.616	56.969	46.844	44.074	60.238	52.084	53.601	40.472	64.310	53.688	
15	T	7.9946	9.4940	14.7307	8.8809	11.3907	4.5808	15.2610	10.2176	13.2634	13.6678	5.4912	114.9727	
	S	58.591	55.873	59.662	50.901	53.393	53.583	58.080	45.243	48.013	52.529	108.024	56.361	
16	T	3.8068	7.5496	8.6593	5.9232	9.7352	4.2613	8.5771	6.0422	6.3200	10.5412	5.4932	76.9091	
	S	123.045	70.263	101.494	76.318	62.472	57.601	103.341	76.507	100.762	68.109	107.985	84.255	
17	T	3.7963	7.4100	8.5498	5.6316	9.5962	4.1511	8.5177	6.0328	6.2581	10.7040	5.4695	76.1171	
	S	123.386	71.586	102.793	80.269	63.377	59.130	104.061	76.627	101.759	67.073	108.453	85.132	
18	T	3.7844	7.6412	8.8103	6.2688	10.5776	4.7947	9.6393	7.6011	9.2908	17.1397	12.1045	97.6524	
	S	123.774	69.420	99.754	72.110	57.497	51.193	91.953	60.817	68.543	41.888	49.005	66.358	
19	T	13.1465	9.9416	20.8871	9.3217	11.5483	5.7263	13.4906	9.2119	10.6343	19.4002	10.0490	133.3575	
	S	35.630	53.357	42.077	48.494	52.664	42.864	65.702	50.182	59.883	37.008	59.029	48.591	

Event: USF2000 St Petersburg Grand Prix

Round 1 / 2

Track: St Petersburg Street Circuit

1.8 mile(s)

Report: Section Data Report

USF2000 Championship

Session: Race 2

March 9, 2019



Section Data for Car 36 - Siegel, Nolan (R)

Lap	T/SF to I1	I1 to I2	I2 to I3	I3 to I4A	I4A to I4	I4 to I5A	I5A to I5	I5 to I6A	I6A to I6	I6 to I7	I7 to SF	Lap	PO to SF	SF to PI
20	T	8.8337	11.7728	13.0700	9.5241	12.3656	5.8804	14.0822	8.3519	14.0365	11.8288	5.4657	115.2117	
	S	53.025	45.058	67.243	47.463	49.183	41.741	62.942	55.349	45.369	60.695	108.528	56.244	
21	T	3.8646	7.8565	9.1937	5.6355	9.8787	4.2528	8.5379	6.2192	6.3214	10.1932	5.4044	77.3579	
	S	121.205	67.518	95.594	80.214	61.565	57.716	103.815	74.330	100.740	70.435	109.759	83.766	
22	T	3.7372	7.4321	8.4427	5.6252	9.5746	4.2379	8.5217	6.1792	6.3989	10.5024	5.4001	76.0520	
	S	125.337	71.373	104.097	80.361	63.520	57.919	104.013	74.811	99.520	68.361	109.846	85.205	
23	T	3.7825	7.8065	8.8648	5.9709	9.6899	4.2238	8.4932	6.3327	6.2965	10.2728	5.4050	77.1386	
	S	123.836	67.950	99.141	75.708	62.765	58.112	104.362	72.998	101.138	69.889	109.747	84.005	
24	T	3.7821	7.7237	8.9223	5.7866	9.5120	4.1287	8.5642	5.9894	6.2698	10.3955	5.4774	76.5517	
	S	123.849	68.679	98.502	78.119	63.938	59.451	103.496	77.182	101.569	69.064	108.296	84.649	
25	T	3.7554	7.1730	8.2982	5.5153	9.4333	4.1514	8.5934	5.9394	6.2685	10.5319	5.4677	75.1275	
	S	124.729	73.952	105.910	81.962	64.472	59.126	103.145	77.832	101.590	68.170	108.488	86.253	
26	T	3.7619	7.4936	9.7056	6.2000	12.2382	5.2984	9.4404	6.4279	6.7715				83.3221
	S	124.514	70.788	90.552	72.911	49.695	46.326	93.890	71.917	94.044				70.651

Event: USF2000 St Petersburg Grand Prix

Round 1 / 2

Track: St Petersburg Street Circuit

1.8 mile(s)

Report: Section Data Report

USF2000 Championship

Session: Race 2

March 9, 2019



Section Data for Car 40 - Miller, Jack William (R)

Lap	T/SF to I1	I1 to I2	I2 to I3	I3 to I4A	I4A to I4	I4 to I5A	I5A to I5	I5 to I6A	I6A to I6	I6 to I7	I7 to SF	Lap	PI to PO	PO to SF	SF to PI	
1	T	11.2060	13.1586	21.4987	8.3931	14.1829	6.5762	11.5949	9.4577	9.4925	16.5061	10.0317	132.0984		106.7006	
	S	41.800	40.312	40.880	53.859	42.881	37.325	76.444	48.878	67.086	43.496	59.131	49.054		54.066	
2	T	9.6812	9.2807	18.5513	9.9519	13.2245	4.8596	16.1510	8.1190	11.6625	18.2083	8.0314	127.7214			
	S	48.383	57.157	47.375	45.423	45.989	50.509	54.880	56.937	54.604	39.430	73.858	50.735			
3	T	4.1645	9.3330	9.8442	6.1612	10.2556	4.2091	8.5491	6.1096	6.3564	10.3568	5.4219	80.7614			
	S	112.477	56.836	89.277	73.370	59.302	58.315	103.679	75.663	100.185	69.322	109.405	80.236			
4	T	3.7478	7.5025	8.4467	5.4316	9.4810	4.1788	8.4892	5.9932	6.3605	10.3609	5.4382	75.4304			
	S	124.982	70.704	104.048	83.225	64.147	58.738	104.411	77.133	100.121	69.295	109.077	85.907			
5	T	3.7168	7.0980	8.3821	5.6592	10.1333	4.2143	8.4612	6.2245	6.3987	10.2271	5.4331	75.9483			
	S	126.025	74.733	104.850	79.878	60.018	58.243	104.756	74.267	99.523	70.201	109.179	85.321			
6	T	3.7366	7.2634	8.3774	5.3635	9.4505	4.1187	8.5418	5.7241	6.2592	10.1736	5.4286	74.4374			
	S	125.357	73.031	104.909	84.282	64.354	59.595	103.768	80.759	101.741	70.570	109.270	87.053			
7	T	3.7239	7.1701	8.3169	5.3664	9.3550	4.0949	8.5188	5.7388	6.2387	10.2169	5.4028	74.1432			
	S	125.785	73.981	105.672	84.236	65.011	59.942	104.048	80.552	102.075	70.271	109.792	87.398			
8	T	3.7303	7.1123	8.3594	5.4248	9.3615	4.1043	8.4692	5.7360	6.3781	10.2781	5.4635	74.4175			
	S	125.569	74.583	105.135	83.329	64.966	59.804	104.657	80.591	99.844	69.853	108.572	87.076			
9	T	3.7381	7.0472	8.3399	5.3564	9.3566	4.0711	8.5428	5.7567	6.2089	10.0534	5.4219	73.8930			
	S	125.307	75.272	105.381	84.394	65.000	60.292	103.756	80.302	102.565	71.414	109.405	87.694			
10	T	3.7455	7.0225	8.3269	5.3917	9.4030	4.3533	8.4950	6.1203	6.3517	10.1842	5.4281	74.8222			
	S	125.059	75.536	105.545	83.841	64.680	56.384	104.339	75.531	100.259	70.497	109.280	86.605			
11	T	3.7100	7.2275	8.3387	5.3337	9.3185	4.1060	8.5089	5.7185	6.2377	10.2605	5.4487	74.2087			
	S	126.256	73.394	105.396	84.753	65.266	59.779	104.169	80.838	102.092	69.973	108.867	87.321			
12	T	3.7406	7.1453	8.7560	6.0472	11.2205	4.9691	9.7208	7.0924	8.0643	15.7013	10.3759	92.8334			
	S	125.223	74.238	100.373	74.753	54.203	49.396	91.182	65.179	78.968	45.726	57.169	69.802			
13	T	8.3127	8.4908	18.5607	7.7862	15.9270	9.9155	15.0822	9.3596	9.8359	16.0764	10.6254	129.9724			
	S	56.349	62.474	47.351	58.057	38.186	24.755	58.769	49.390	64.744	44.659	55.827	49.857			
14	T	8.1516	8.9566	14.4374	8.3313	12.3507	6.0592	14.6963	9.2247	11.5428	17.7550	9.4174	120.9230			
	S	57.462	59.225	60.874	54.259	49.243	40.509	60.312	50.112	55.170	40.437	62.988	53.588			
15	T	7.7242	9.3458	14.8519	8.7969	11.5888	4.8067	15.9132	9.7233	13.8236	13.7006	5.4669	115.7419			
	S	60.642	56.759	59.175	51.387	52.480	51.065	55.700	47.543	46.067	52.403	108.504	55.987			
16	T	3.8718	7.4905	8.5400	5.5659	9.6121	4.2558	8.4095	6.1920	6.4082	10.2875	5.4222	76.0555			
	S	120.980	70.817	102.911	81.217	63.273	57.675	105.400	74.656	99.376	69.789	109.399	85.201			
17	T	3.7408	7.3129	8.4435	5.5433	9.7763	4.2405	8.5425	5.9662	6.3387	12.1128	5.5595	77.5770			
	S	125.216	72.537	104.088	81.548	62.210	57.883	103.759	77.482	100.465	59.272	106.697	83.530			
18	T	3.8943	8.1472	9.1494	6.0814	10.1601	4.5334	9.4291	7.6736	9.4074	17.4017	11.9992	97.8768			
	S	120.281	65.109	96.057	74.332	59.860	54.144	94.003	60.242	67.693	41.258	49.435	66.206			
19	T	12.7448	10.4599	20.8274	9.1154	11.6084	5.6736	13.6857	9.2382	10.5704	18.8191	10.4678	133.2107			
	S	36.753	50.713	42.197	49.591	52.392	43.263	64.766	50.039	60.245	38.150	56.667	48.645			

Event: USF2000 St Petersburg Grand Prix

Round 1 / 2

Track: St Petersburg Street Circuit

1.8 mile(s)

Report: Section Data Report

USF2000 Championship

Session: Race 2

March 9, 2019



Section Data for Car 40 - Miller, Jack William (R)

Lap	T/SF to I1	I1 to I2	I2 to I3	I3 to I4A	I4A to I4	I4 to I5A	I5A to I5	I5 to I6A	I6A to I6	I6 to I7	I7 to SF	Lap	PI to PO	PO to SF	SF to PI	
20	T	8.7471	11.8137	13.1618	9.0719	12.7702	5.9530	13.8877	8.7869	14.0453			132.5966	81.0471		114.9734
	S	53.550	44.902	66.774	49.829	47.625	41.232	63.824	52.609	45.340			48.870	13.170		51.202
21	T			9.4961	6.6611	10.0448	4.4096	8.6889	6.3942	6.4411	10.4326	5.4703	136.7594		73.3355	
	S			92.550	67.863	60.547	55.664	102.011	72.296	98.868	68.818	108.437	47.382		78.664	
22	T	3.8670	7.7653	8.7528	5.8474	9.5954	4.2541	8.5740	6.1348	6.3614	10.3478	5.4426	76.9426			
	S	121.130	68.311	100.409	77.307	63.383	57.698	103.378	75.353	100.107	69.382	108.989	84.219			
23	T	3.8049	8.2748	8.8985	5.5140	9.4881	4.0883	8.4783	6.0261	6.3621			89.4417			72.8409
	S	123.107	64.105	98.765	81.981	64.099	60.038	104.545	76.712	100.096			72.449			80.817

Event: USF2000 St Petersburg Grand Prix

Round 1 / 2

Track: St Petersburg Street Circuit

1.8 mile(s)

Report: Section Data Report

USF2000 Championship

Session: Race 2

March 9, 2019



Section Data for Car 41 - Barrichello, Eduardo (R)

Lap	T/S	I2 to I3	I3 to I4A	I4A to I4	I4 to I5A	I5A to I5	I5 to I6A	I6A to I6
1	T	9.5583	6.9700	36.0622	110.5620	24.7013	14.4607	18.6705
	S	91.948	64.856	16.865	2.220	35.883	31.968	34.108

Event: USF2000 St Petersburg Grand Prix

Round 1 / 2

Track: St Petersburg Street Circuit

1.8 mile(s)



Report: Section Data Report

USF2000 Championship

Session: Race 2

March 9, 2019

Section Data for Car 5 - Round-Garrido, Matt (R)

Lap	T/SF to I1	I1 to I2	I2 to I3	I3 to I4A	I4A to I4	I4 to I5A	I5A to I5	I5 to I6A	I6A to I6	I6 to I7	I7 to SF	Lap	PI to PO	PO to SF	SF to PI	
1	T	9.8762	12.7764	20.3231	7.7298	13.7192	7.2172	12.7004	8.0875	10.5872	15.4816	10.6665	129.1651		112.7456	
	S	47.428	41.518	43.245	58.481	44.331	34.010	69.790	57.159	60.150	46.375	55.612	50.168		51.167	
2	T	9.0118	10.4193	18.7422	8.1501	14.2705	4.8486	16.3742	7.7602	14.4554	19.1854	8.2536	131.4713			
	S	51.977	50.911	46.892	55.465	42.618	50.624	54.132	59.570	44.054	37.422	71.869	49.288			
3	T	4.4282	8.7596	8.7127	6.0246	9.8835	4.1947	8.4824	6.1761	14.4167			115.9844	29.9392		99.2511
	S	105.779	60.557	100.872	75.033	61.535	58.515	104.494	74.849	44.172			55.870	35.652		59.312
4	T			8.5784	5.6313	9.4916	4.0638	8.5214	5.9272	6.3254	9.7716	5.4274	81.5660		68.3601	
	S			102.451	80.274	64.076	60.400	104.016	77.992	100.676	73.474	109.294	79.445		84.389	
5	T	3.7829	7.3304	8.3139	5.4237	9.4797	4.1101	8.5784	5.8081	6.3307	9.9747	5.4335	74.5661			
	S	123.823	72.364	105.710	83.346	64.156	59.720	103.325	79.591	100.592	71.978	109.171	86.903			
6	T	3.7399	7.1933	8.3633	5.3349	9.6737	4.3573	8.6057	5.8892	6.3566	10.0809	5.4445	75.0393			
	S	125.246	73.743	105.086	84.734	62.870	56.332	102.997	78.495	100.182	71.219	108.951	86.355			
7	T	3.7859	7.1352	8.3481	5.3179	9.5037	4.1096	8.5486	5.8848	6.2992	9.9509	5.4259	74.3098			
	S	123.725	74.343	105.277	85.005	63.994	59.727	103.685	78.554	101.095	72.150	109.324	87.202			
8	T	3.7507	7.0853	8.2951	5.2321	9.4788	4.0552	8.5123	5.7226	6.3114	9.9345	5.4296	73.8076			
	S	124.886	74.867	105.950	86.398	64.162	60.528	104.127	80.780	100.900	72.269	109.250	87.796			
9	T	3.7530	7.1410	8.3305	5.2948	9.4617	4.0794	8.5484	5.7547	6.3257	9.9632	5.4334	74.0858			
	S	124.809	74.283	105.500	85.375	64.278	60.169	103.688	80.330	100.672	72.061	109.173	87.466			
10	T	3.7322	7.2815	8.2839	5.1946	9.4138	4.1254	8.6090	5.8636	6.3542	9.9978	5.4307	74.2867			
	S	125.505	72.850	106.093	87.022	64.605	59.498	102.958	78.838	100.220	71.811	109.228	87.230			
11	T	3.7309	7.1662	8.2696	5.1612	9.7223	4.3646	8.5997	6.1283	6.6341	10.5665	5.5114	75.8548			
	S	125.549	74.022	106.276	87.585	62.555	56.238	103.069	75.432	95.992	67.946	107.628	85.426			
12	T	3.9173	8.0723	9.1362	5.6707	9.9477	4.5336	9.0389	6.2105	6.4810	10.4044	5.6753	79.0879			
	S	119.574	65.713	96.196	79.716	61.138	54.141	98.061	74.434	98.259	69.005	104.520	81.934			
13	T	3.9946	7.6897	10.9955	6.0171	9.8963	8.5972	14.0641	9.2345	8.9905	17.0187	10.4594	106.9576			
	S	117.261	68.982	79.929	75.127	61.455	28.551	63.023	50.059	70.832	42.186	56.713	60.585			
14	T	8.3237	8.7047	14.7529	7.5851	13.0207	5.5614	14.6906	9.0492	11.6889	17.8093	9.3287	120.5152			
	S	56.274	60.939	59.572	59.597	46.709	44.135	60.335	51.084	54.481	40.313	63.587	53.769			
15	T	8.0952	9.5780	14.6471	8.5215	11.5013	4.5235	15.4636	9.8892	13.1125	13.6911	5.3975	114.4205			
	S	57.863	55.383	60.003	53.048	52.879	54.262	57.319	46.745	48.566	52.440	109.899	56.633			
16	T	3.7480	7.6339	8.5441	5.5130	9.5997	4.1878	8.5567	5.9312	6.2729	11.9678	7.8397	79.7948			
	S	124.976	69.487	102.862	81.996	63.354	58.612	103.587	77.939	101.519	59.991	75.664	81.208			
17	T	5.8487	7.5732	8.5692	5.4848	9.5603	4.0945	8.5327	5.9384	6.2858	10.0151	5.4296	77.3323			
	S	80.088	70.044	102.561	82.418	63.615	59.947	103.878	77.845	101.311	71.687	109.250	83.794			
18	T	3.7066	7.3426	8.3148	5.3219	9.5469	4.2901	9.5336	8.2889	8.7530	16.9688	12.1147	94.1819			
	S	126.372	72.243	105.699	84.941	63.705	57.214	92.973	55.770	72.754	42.310	48.964	68.803			
19	T	13.1277	9.7296	21.1982	9.1052	11.4881	5.6278	13.5835	9.2759	10.3787	19.8525	9.7477	133.1149			
	S	35.681	54.520	41.459	49.647	52.940	43.615	65.253	49.836	61.358	36.164	60.854	48.680			

Event: USF2000 St Petersburg Grand Prix

Round 1 / 2

Track: St Petersburg Street Circuit

1.8 mile(s)

Report: Section Data Report

USF2000 Championship

Session: Race 2

March 9, 2019



Section Data for Car 5 - Round-Garrido, Matt (R)

Lap	T/SF to I1	I1 to I2	I2 to I3	I3 to I4A	I4A to I4	I4 to I5A	I5A to I5	I5 to I6A	I6A to I6	I6 to I7	I7 to SF	Lap	PI to PO	PO to SF	SF to PI	
20	T	8.9979	11.6737	13.0285	9.5581	12.3604	5.6875	14.2460	8.1384	13.8914	11.4161	5.4291	114.4271			
	S	52.058	45.440	67.457	47.294	49.204	43.157	62.218	56.801	45.843	62.890	109.260	56.630			
21	T	3.8165	7.5117	8.7013	5.3759	9.8937	4.2908	8.6106	5.9146	6.3039	9.9521	5.4116	75.7827			
	S	122.733	70.617	101.004	84.087	61.472	57.205	102.939	78.158	101.020	72.141	109.613	85.508			
22	T	3.7068	7.2277	8.3035	5.6078	9.5319	4.0977	8.5423	5.8260	6.2575	10.0172	5.4068	74.5252			
	S	126.365	73.392	105.843	80.610	63.805	59.901	103.762	79.347	101.769	71.672	109.710	86.950			
23	T	3.6964	7.1795	8.2861	5.3295	9.4616	4.1088	8.4920	5.8275	6.2550	10.0413	5.3640	74.0417			
	S	126.720	73.885	106.065	84.819	64.279	59.739	104.376	79.326	101.809	71.500	110.586	87.518			
24	T	3.7311	7.3278	8.2604	5.4172	9.3792	4.0600	8.4955	5.7666	6.2806	9.9811	5.3963	74.0958			
	S	125.542	72.389	106.395	83.446	64.844	60.457	104.333	80.164	101.394	71.931	109.924	87.454			
25	T	3.6947	7.0745	8.2280	5.2321	9.3468	4.0285	8.5029	5.7105	6.2398	9.9751	5.3830	73.4159			
	S	126.779	74.981	106.814	86.398	65.068	60.930	104.243	80.951	102.057	71.975	110.195	88.264			
26	T	4.3737	9.2270	13.1596	8.0268	13.6432	5.7047	12.0805	8.4018	9.0589						102.6694
	S	107.097	57.489	66.785	56.317	44.578	43.027	73.371	55.021	70.298						57.338

Event: USF2000 St Petersburg Grand Prix**Round 1 / 2****Track:** St Petersburg Street Circuit**1.8 mile(s)****Report:** Section Data Report**USF2000 Championship****Session:** Race 2**March 9, 2019****Section Data for Car 6 - Rasmussen, Christian (R)**

Lap	T/SF to I1	I1 to I2	I2 to I3	I3 to I4A	I4A to I4	I4 to I5A	I5A to I5	I5 to I6A	I6A to I6	I6 to I7	I7 to SF	Lap	PO to SF	
1	T	8.2091	11.3749	15.9707	8.7031	14.0011	6.5012	14.4071	9.3068	10.6691	14.9452	10.9323	125.0206	122.2956
	S	57.060	46.634	55.030	51.941	43.438	37.755	61.523	49.670	59.688	48.039	54.260	51.831	47.171
2	T	8.8792	9.7072	17.4967	9.7380	13.7404	5.7705	15.8420	10.1290	16.9932	19.5454	9.0397	136.8813	
	S	52.754	54.645	50.230	46.421	44.262	42.536	55.950	45.639	37.475	36.733	65.620	47.340	
3	T	4.2360	7.9102	8.4702	5.4339	9.6367	4.0324	8.5080	5.6937	6.2379	10.0165	5.4422	75.6177	
	S	110.578	67.060	103.759	83.190	63.111	60.871	104.180	81.190	102.089	71.677	108.997	85.694	
4	T	3.7856	7.2723	8.3028	5.3575	9.3160	4.3706	8.7893	6.0765	6.3914	10.0009	5.4386	75.1015	
	S	123.734	72.942	105.851	84.376	65.284	56.160	100.846	76.075	99.637	71.789	109.069	86.283	
5	T	3.7656	7.4401	8.3222	5.4223	9.4243	4.0920	8.4305	5.8299	6.2015	10.0148	5.3718	74.3150	
	S	124.392	71.297	105.605	83.368	64.533	59.984	105.138	79.293	102.688	71.689	110.425	87.196	
6	T	3.7486	7.2517	8.2384	5.3670	9.3343	4.0859	8.4417	5.7112	6.1880	9.9989	5.3896	73.7553	
	S	124.956	73.149	106.679	84.227	65.156	60.074	104.998	80.941	102.912	71.803	110.060	87.858	
7	T	3.7343	7.3513	8.2263	5.4784	9.2181	4.1795	8.5261	5.6651	6.1963	10.0347	5.3963	74.0064	
	S	125.434	72.158	106.836	82.514	65.977	58.728	103.959	81.600	102.774	71.547	109.924	87.560	
8	T	3.7069	7.0902	8.2094	5.2760	9.2532	4.0412	8.4085	5.6148	6.2136	9.9509	5.3749	73.1396	
	S	126.361	74.815	107.056	85.680	65.727	60.738	105.413	82.331	102.488	72.150	110.361	88.598	
9	T	3.7358	7.1768	8.2309	5.2985	9.2406	4.0916	8.4792	5.5804	6.1965	10.0702	5.3977	73.4982	
	S	125.384	73.912	106.776	85.316	65.816	59.990	104.534	82.839	102.771	71.295	109.895	88.165	
10	T	3.7342	7.1158	8.2282	5.2996	9.1701	4.1201	8.4983	5.6145	6.2283	10.0212	5.3986	73.4289	
	S	125.438	74.546	106.811	85.298	66.322	59.575	104.299	82.336	102.246	71.644	109.877	88.249	
11	T	3.7266	7.1226	8.2433	5.3039	9.2584	4.1319	8.4591	5.6160	6.2130	9.9531	5.3883	73.4162	
	S	125.693	74.475	106.616	85.229	65.690	59.405	104.782	82.314	102.498	72.134	110.087	88.264	
12	T	3.7087	7.0828	8.2052	5.3426	9.7172	5.1414	13.2376	8.6378	11.1233	14.7482	9.6533	96.5981	
	S	126.300	74.893	107.111	84.612	62.588	47.741	66.958	53.517	57.251	48.681	61.449	67.082	
13	T	7.4949	10.1785	16.4935	9.0841	15.4656	8.8298	17.0306	8.9865	10.8938	15.0638	9.7127	129.2338	
	S	62.497	52.115	53.285	49.762	39.325	27.798	52.045	51.441	58.457	47.661	61.073	50.142	
14	T	7.9304	9.9088	14.5329	8.5789	13.5955	6.1504	14.7809	8.9675	11.3350	16.5927	9.3011	121.6741	
	S	59.065	53.534	60.474	52.693	44.734	39.909	59.967	51.550	56.182	43.269	63.775	53.257	
15	T	7.6508	10.8759	14.0524	8.3759	12.9858	5.7234	15.4274	10.6613	15.9227	14.2321	5.4398	121.3475	
	S	61.224	48.773	62.542	53.970	46.834	42.886	57.454	43.360	39.994	50.446	109.045	53.400	
16	T	3.7451	7.2685	8.4043	5.5039	9.6422	4.3174	8.4896	5.7688	6.3452	10.3285	5.3507	75.1642	
	S	125.073	72.980	104.573	82.132	63.075	56.852	104.406	80.133	100.362	69.512	110.861	86.211	
17	T	3.6692	7.5405	8.7319	5.5927	9.3685	4.1313	8.4919	5.7219	6.2452	10.0158	5.3823	74.8912	
	S	127.660	70.347	100.650	80.828	64.918	59.413	104.378	80.790	101.969	71.682	110.210	86.526	
18	T	3.7160	7.2177	8.2789	5.3372	9.3074	4.0719	8.6388	7.5190	14.7831	16.9277	12.5607	98.3584	
	S	126.052	73.494	106.157	84.697	65.344	60.280	102.603	61.481	43.077	42.413	47.225	65.882	
19	T	10.5946	12.1952	17.1582	8.7242	13.2407	5.8429	14.7364	9.1035	10.6057	18.2382	9.9564	130.3960	
	S	44.212	43.497	51.221	51.815	45.933	42.009	60.148	50.780	60.045	39.365	59.578	49.695	

Event: USF2000 St Petersburg Grand Prix

Round 1 / 2

Track: St Petersburg Street Circuit

1.8 mile(s)

Report: Section Data Report

USF2000 Championship

Session: Race 2

March 9, 2019



Section Data for Car 6 - Rasmussen, Christian (R)

Lap	T/SF to I1	I1 to I2	I2 to I3	I3 to I4A	I4A to I4	I4 to I5A	I5A to I5	I5 to I6A	I6A to I6	I6 to I7	I7 to SF	Lap	PO to SF
20	T	8.5691	10.1970	14.5096	8.7807	13.4524	5.7403	15.1490	10.3134	16.5927	11.5443	5.4062	120.2547
	S	54.663	52.021	60.571	51.482	45.210	42.760	58.510	44.823	38.379	62.191	109.723	53.886
21	T	3.7444	7.2413	8.3529	5.3531	9.3157	4.0829	8.4632	5.7380	6.2303	10.0094	5.3824	73.9136
	S	125.096	73.254	105.217	84.446	65.286	60.118	104.732	80.563	102.213	71.728	110.208	87.670
22	T	3.7157	7.2360	8.2625	5.3561	9.3968	4.0899	8.4225	5.7121	6.2653	10.0126	5.3837	73.8532
	S	126.062	73.308	106.368	84.398	64.722	60.015	105.238	80.929	101.642	71.705	110.181	87.742
23	T	3.7456	7.1957	8.2411	5.3590	9.2585	4.0971	8.4317	5.7561	6.2838	9.9994	5.3766	73.7446
	S	125.056	73.718	106.644	84.353	65.689	59.909	105.123	80.310	101.343	71.800	110.327	87.871
24	T	3.7199	7.2018	8.2159	5.2893	9.2890	4.0958	8.4298	5.6723	6.1820	9.9764	5.3585	73.4307
	S	125.920	73.656	106.971	85.464	65.473	59.928	105.146	81.497	103.012	71.965	110.699	88.246
25	T	3.7241	7.2045	8.2309	5.3771	9.2580	4.0628	8.3896	5.8223	6.1831			
	S	125.778	73.628	106.776	84.069	65.693	60.415	105.650	79.397	102.993			

Event: USF2000 St Petersburg Grand Prix

Round 1 / 2

Track: St Petersburg Street Circuit

1.8 mile(s)

Report: Section Data Report

USF2000 Championship

Session: Race 2

March 9, 2019



Section Data for Car 7 - Bogle, Christian (R)

Lap	T/SF to I1	I1 to I2	I2 to I3	I3 to I4A	I4A to I4	I4 to I5A	I5A to I5	I5 to I6A	I6A to I6	I6 to I7	I7 to SF	Lap	PO to SF	
1	T	10.6507	13.1300	21.4560	8.9626	13.7618	6.6751	11.7701	9.2655	9.4555	16.6762	9.8360	131.6395	106.9867
	S	43.979	40.400	40.961	50.437	44.193	36.772	75.306	49.892	67.349	43.053	60.307	49.225	53.921
2	T	9.9239	9.8447	17.7984	9.8286	14.0659	4.8353	15.3826	7.8627	11.4139	18.3890	7.8065	127.1515	
	S	47.200	53.882	49.379	45.993	43.238	50.763	57.621	58.793	55.793	39.043	75.986	50.963	
3	T	4.2093	9.3783	9.7135	6.2243	10.8841	4.3505	8.5557	6.0415	6.5543	10.2866	5.4262	81.6243	
	S	111.280	56.562	90.479	72.626	55.878	56.420	103.599	76.516	97.160	69.795	109.318	79.388	
4	T	3.7705	7.4675	8.5496	5.4772	9.6415	4.2246	8.5588	5.9537	6.3874	10.1407	5.4356	75.6071	
	S	124.230	71.035	102.796	82.532	63.080	58.101	103.562	77.645	99.699	70.799	109.129	85.706	
5	T	3.7784	7.9135	8.4545	5.6461	9.8262	4.1983	8.5871	5.9115	6.3401	10.3622	5.4622	76.4801	
	S	123.970	67.032	103.952	80.063	61.894	58.465	103.220	78.199	100.443	69.286	108.598	84.728	
6	T	3.7835	7.3454	8.4133	5.4402	9.5276	4.1624	8.5411	5.8932	6.3555	10.2067	5.4270	75.0959	
	S	123.803	72.216	104.461	83.094	63.834	58.969	103.776	78.442	100.200	70.341	109.302	86.290	
7	T	3.7514	7.2297	8.3745	5.3772	9.4606	4.2186	8.5368	5.9487	6.4017	10.4185	5.4862	75.2039	
	S	124.862	73.372	104.945	84.067	64.286	58.184	103.829	77.710	99.476	68.912	108.123	86.166	
8	T	3.7454	7.2781	8.5016	5.4107	9.6099	4.2223	8.5510	5.7535	6.2668	10.2663	5.4618	75.0674	
	S	125.063	72.884	103.376	83.547	63.287	58.133	103.656	80.346	101.618	69.933	108.606	86.322	
9	T	3.7418	7.3815	8.5497	5.4962	9.5944	4.1841	8.4765	6.0271	6.5357	10.2178	5.4830	75.6878	
	S	125.183	71.863	102.795	82.247	63.389	58.664	104.567	76.699	97.437	70.265	108.186	85.615	
10	T	3.7575	7.1487	8.4170	5.2705	9.6523	4.2073	8.6024	5.7501	6.3609	10.1235	5.4862	74.7764	
	S	124.660	74.203	104.415	85.769	63.009	58.340	103.037	80.394	100.114	70.920	108.123	86.658	
11	T	3.7997	7.1369	8.4243	5.2650	9.5078	4.8473	281.8698	31.4657	45.8037	41.4646			
	S	123.275	74.326	104.325	85.859	63.967	50.637	3.145	14.691	13.903	17.315			

Event: USF2000 St Petersburg Grand Prix

Round 1 / 2

Track: St Petersburg Street Circuit

1.8 mile(s)



Report: Section Data Report

USF2000 Championship

Session: Race 2

March 9, 2019

Section Data for Car 73 - Shields, Cameron (R)

Lap	T/SF to I1	I1 to I2	I2 to I3	I3 to I4A	I4A to I4	I4 to I5A	I5A to I5	I5 to I6A	I6A to I6	I6 to I7	I7 to SF	Lap	PI to PO	PO to SF	SF to PI	
1	T	8.7465	12.6041	19.5181	6.6319	14.5533	6.6320	14.0777	8.1792	10.7820	15.0949	10.8998	127.7195		115.4523	
	S	53.554	42.086	45.028	68.162	41.790	37.011	62.962	56.518	59.063	47.563	54.421	50.736		49.968	
2	T	8.7937	9.6659	18.7182	9.2815	14.1676	4.7417	16.5482	7.9458	15.5750	19.3030	8.8189	133.5595			
	S	53.266	54.879	46.952	48.704	42.928	51.765	53.563	58.178	40.887	37.194	67.263	48.518			
3	T	4.2056	8.4332	9.0742	5.9112	9.9336	4.1778	8.4943	6.1105	6.3199	10.2716	5.4111	78.3430			
	S	111.377	62.901	96.853	76.473	61.225	58.752	104.348	75.652	100.764	69.897	109.623	82.713			
4	T	3.7645	7.2715	8.3041	5.3933	9.3535	4.1597	8.5126	5.8842	6.3028	10.1556	5.4231	74.5249			
	S	124.428	72.950	105.835	83.816	65.022	59.008	104.124	78.562	101.037	70.695	109.381	86.951			
5	T	3.7653	7.1654	8.3429	5.6706	9.6793	4.1783	8.5081	5.8430	6.2414	10.1373	5.4203	74.9519			
	S	124.402	74.030	105.343	79.717	62.833	58.745	104.179	79.116	102.031	70.823	109.437	86.455			
6	T	3.7496	7.1376	8.2384	5.5114	9.3996	4.1470	8.4805	5.7289	6.2431	10.0345	5.4070	74.0776			
	S	124.922	74.318	106.679	82.020	64.703	59.188	104.518	80.691	102.004	71.549	109.706	87.476			
7	T	3.7253	7.1292	8.2426	5.4137	9.5950	4.2654	8.5466	5.9657	6.6562	10.1302	5.3691	75.0390			
	S	125.737	74.406	106.625	83.500	63.385	57.545	103.710	77.488	95.673	70.873	110.481	86.355			
8	T	3.6960	7.2389	8.3227	5.5176	9.2925	4.1306	8.4931	5.7797	6.2090	9.9762	5.3790	74.0353			
	S	126.734	73.278	105.598	81.928	65.449	59.423	104.363	79.982	102.564	71.967	110.277	87.526			
9	T	3.7204	7.1440	8.3150	5.5353	9.3123	4.1208	8.4443	5.7135	6.1871	9.9654	5.3635	73.8216			
	S	125.903	74.252	105.696	81.666	65.310	59.565	104.966	80.909	102.927	72.045	110.596	87.779			
10	T	3.7561	7.2416	8.2949	5.4825	9.3042	4.1027	8.4325	5.8264	6.2047	10.0546	5.3917	74.0919			
	S	124.706	73.251	105.952	82.452	65.366	59.828	105.113	79.341	102.635	71.406	110.018	87.459			
11	T	3.6742	7.0641	8.2903	5.4369	9.3614	4.1644	8.4593	5.6849	6.2161	10.2042	5.4673	74.0231			
	S	127.486	75.092	106.011	83.144	64.967	58.941	104.780	81.316	102.447	70.359	108.496	87.540			
12	T	3.7415	7.0804	8.7438	6.0815	12.2380	5.1866	10.3749	7.1764	8.6548	14.8762	10.5629	94.7170			
	S	125.193	74.919	100.513	74.331	49.696	47.325	85.433	64.416	73.580	48.262	56.157	68.414			
13	T	7.1940	9.0888	17.5728	8.8693	15.5725	10.1874	15.6925	8.1646	11.3520	14.7278	9.7906	128.2123			
	S	65.111	58.364	50.013	50.967	39.055	24.094	56.483	56.619	56.097	48.748	60.587	50.541			
14	T	8.5056	8.8472	16.0397	7.6785	13.2917	6.3112	15.1224	8.4638	11.9216	16.4572	9.2681	121.9070			
	S	55.071	59.957	54.793	58.872	45.757	38.892	58.613	54.618	53.417	43.626	64.003	53.155			
15	T	8.7013	9.0132	15.8045	7.3992	13.0272	4.9026	15.4528	9.9206	15.1321	14.0854	5.4161	118.8550			
	S	53.832	58.853	55.608	61.094	46.686	50.066	57.359	46.597	42.084	50.972	109.522	54.520			
16	T	3.7382	7.4382	8.5031	5.7175	9.9425	4.2512	8.5651	6.1409	6.4663	10.2350	5.4117	76.4097			
	S	125.303	71.315	103.358	79.063	61.170	57.738	103.485	75.278	98.483	70.147	109.611	84.806			
17	T	3.7268	7.1595	8.3872	5.4354	9.5145	4.2023	8.4863	5.8436	6.2384	10.1412	5.3844	74.5196			
	S	125.687	74.091	104.786	83.167	63.922	58.410	104.446	79.108	102.080	70.796	110.167	86.957			
18	T	3.7198	7.5306	8.8146	5.6396	9.6636	4.2522	16.1675	11.2813	15.6842			137.9619	198.9737		111.2725
	S	125.923	70.440	99.705	80.156	62.935	57.724	54.824	40.977	40.603			46.969	5.364		52.905
19	T			9.5691	6.2127	10.0576	4.4854	8.8275	6.3709	6.4978	10.4793	5.4966	246.4179		74.1336	
	S			91.844	72.762	60.470	54.723	100.409	72.560	98.005	68.512	107.918	26.297		77.817	

Event: USF2000 St Petersburg Grand Prix

Round 1 / 2

Track: St Petersburg Street Circuit

1.8 mile(s)

Report: Section Data Report

USF2000 Championship

Session: Race 2

March 9, 2019



Section Data for Car 73 - Shields, Cameron (R)

Lap	T/SF to I1	I1 to I2	I2 to I3	I3 to I4A	I4A to I4	I4 to I5A	I5A to I5	I5 to I6A	I6A to I6	I6 to I7	I7 to SF	Lap	PI to PO	PO to SF	SF to PI	
20	T	3.8251	7.2846	8.4887	5.6060	9.5150	4.2626	8.6388	5.9917	6.2885	10.0427	5.4462	75.3899			
	S	122.457	72.819	103.533	80.636	63.918	57.583	102.603	77.152	101.267	71.490	108.917	85.953			
21	T	3.7900	7.1714	8.2788	5.5481	9.3676	4.2522	8.5910	5.8168	6.2995	10.0644	5.4488	74.6286			
	S	123.591	73.968	106.158	81.478	64.924	57.724	103.174	79.472	101.090	71.336	108.865	86.830			
22	T	3.7832	7.1986	8.3527	5.4780	9.3111	4.1761	8.5373	5.7943	6.2515	10.0200	5.4489	74.3517			
	S	123.813	73.689	105.219	82.520	65.318	58.776	103.822	79.781	101.866	71.652	108.863	87.153			
23	T	3.7724	7.1471	8.3079	5.4712	9.2383	4.1310	8.5094	5.7571	6.2375	10.0226	5.4338	74.0283			
	S	124.167	74.220	105.786	82.623	65.833	59.418	104.163	80.296	102.095	71.634	109.165	87.534			
24	T	3.7662	7.1396	8.2381	5.4767	9.2256	4.2111	8.5676	5.8220	6.3244	10.1280	5.4445	74.3438			
	S	124.372	74.298	106.683	82.540	65.923	58.288	103.455	79.401	100.692	70.888	108.951	87.163			
25	T	4.6177	7.4112	9.1154	6.1400	9.8082	4.3727	9.3242	6.5303	7.5848						
	S	101.438	71.575	96.415	73.623	62.007	56.133	95.061	70.789	83.960						

Event: USF2000 St Petersburg Grand Prix

Round 1 / 2

Track: St Petersburg Street Circuit

1.8 mile(s)

Report: Section Data Report

USF2000 Championship

Session: Race 2

March 9, 2019



Section Data for Car 77 - Sierra, Jose

Lap	T/SF to I1	I1 to I2	I2 to I3	I3 to I4A	I4A to I4	I4 to I5A	I5A to I5	I5 to I6A	I6A to I6	I6 to I7	I7 to SF	Lap	PO to SF	SF to PI
1	T	9.8673	13.1210	20.7429	7.9891	14.0305	6.8945	12.3813	9.5442	9.5152	15.8164	10.4662	130.3686	110.3963
	S	47.471	40.428	42.369	56.583	43.347	35.602	71.589	48.435	66.926	45.393	56.676	49.705	52.256
2	T	8.9001	9.8112	18.9933	9.9651	13.2870	4.6470	16.2375	8.0009	12.7368	18.8964	7.9736	129.4489	
	S	52.630	54.066	46.272	45.363	45.773	52.820	54.587	57.778	49.998	37.994	74.393	50.058	
3	T	4.2241	8.9307	8.8704	6.1256	10.3022	4.2767	8.5876	6.0886	6.7445	10.3184	5.4309	79.8997	
	S	110.890	59.397	99.078	73.796	59.034	57.393	103.214	75.924	94.420	69.580	109.223	81.102	
4	T	3.8141	7.2219	8.2957	5.4399	9.3841	4.2318	8.5456	5.7673	6.2103	10.2373	5.4093	74.5573	
	S	122.810	73.451	105.942	83.098	64.810	58.002	103.722	80.154	102.542	70.131	109.660	86.913	
5	T	3.7590	7.3554	8.5370	5.4922	9.2793	4.1088	8.5098	5.8215	6.2469	9.9682	5.4212	74.4993	
	S	124.610	72.118	102.948	82.307	65.542	59.739	104.158	79.408	101.941	72.024	109.419	86.981	
6	T	3.7503	7.2696	8.2581	5.4665	9.3099	4.1737	8.5099	5.7923	6.2573	10.1179	5.4530	74.3585	
	S	124.899	72.969	106.424	82.694	65.326	58.810	104.157	79.808	101.772	70.959	108.781	87.145	
7	T	3.7188	7.1936	8.3051	5.4772	9.2463	4.1786	8.5010	5.8500	6.2760	10.1309	5.4501	74.3276	
	S	125.957	73.740	105.822	82.532	65.776	58.741	104.266	79.021	101.469	70.868	108.839	87.182	
8	T	3.7674	7.2293	8.2813	5.4383	9.1828	4.1836	8.5442	5.8426	6.3093	10.0505	5.4347	74.2640	
	S	124.332	73.376	106.126	83.123	66.231	58.671	103.739	79.121	100.933	71.435	109.147	87.256	
9	T	3.7570	7.1281	8.2358	5.4180	9.2301	4.1281	8.4859	5.7469	6.2319	10.0429	5.4379	73.8426	
	S	124.676	74.417	106.713	83.434	65.891	59.459	104.451	80.439	102.187	71.489	109.083	87.754	
10	T	3.7407	7.1359	8.2732	5.3928	9.1961	4.1341	8.4867	5.8417	6.3131	10.0747	5.4301	74.0191	
	S	125.220	74.336	106.230	83.824	66.135	59.373	104.441	79.133	100.873	71.263	109.240	87.545	
11	T	3.7398	7.1264	8.2428	5.3532	9.1873	4.1099	8.4642	5.7351	6.2375	9.9693	5.4242	73.5897	
	S	125.250	74.435	106.622	84.444	66.198	59.723	104.719	80.604	102.095	72.017	109.358	88.056	
12	T	3.7402	7.1737	8.3441	6.3067	11.8356	5.4977	10.0289	7.2541	8.5977	14.9517	10.9288	94.6592	
	S	125.236	73.944	105.328	71.677	51.386	44.647	88.381	63.726	74.068	48.018	54.277	68.456	
13	T	7.1908	8.7662	17.8292	8.9309	15.7748	9.8341	15.5406	9.0440	10.4092	14.9632	9.9107	128.1937	
	S	65.140	60.511	49.293	50.616	38.554	24.960	57.035	51.114	61.178	47.981	59.853	50.549	
14	T	8.9194	8.1398	16.3384	7.5732	13.0045	6.4393	14.8630	9.0154	11.6847	16.4732	9.2150	121.6659	
	S	52.516	65.168	53.791	59.690	46.767	38.118	59.636	51.276	54.500	43.583	64.371	53.261	
15	T	8.9812	9.1704	15.4155	7.9556	12.2863	4.7345	15.8958	9.8057	14.8265	13.9184	5.3951	118.3850	
	S	52.154	57.844	57.012	56.821	49.501	51.844	55.761	47.143	42.951	51.583	109.948	54.737	
16	T	3.8671	7.5841	8.4191	5.5936	9.8919	4.3245	8.4772	6.1025	6.6308	10.3686	5.4128	76.6722	
	S	121.127	69.943	104.389	80.815	61.483	56.759	104.559	75.751	96.039	69.243	109.589	84.516	
17	T	3.7017	7.6042	8.4652	5.5419	9.5434	4.2355	8.5386	6.0820	6.4003	10.0985	5.4200	75.6313	
	S	126.539	69.758	103.821	81.569	63.728	57.952	103.807	76.007	99.498	71.095	109.443	85.679	
18	T	3.7324	7.1450	8.2849	5.4137	9.5493	4.1879	8.8451	6.9337	13.9822	17.8624	11.6766	97.6132	
	S	125.498	74.241	106.080	83.500	63.689	58.610	100.210	66.670	45.545	40.194	50.801	66.384	
19	T	12.3309	10.4898	18.8430	8.1254	11.9774	6.1935	14.2742	9.4917	10.4374	19.5967	9.9218	131.6818	
	S	37.987	50.569	46.641	55.634	50.777	39.631	62.096	48.703	61.013	36.637	59.786	49.210	

Event: USF2000 St Petersburg Grand Prix

Round 1 / 2

Track: St Petersburg Street Circuit

1.8 mile(s)

Report: Section Data Report

USF2000 Championship

Session: Race 2

March 9, 2019



Section Data for Car 77 - Sierra, Jose

Lap	T/SF to I1	I1 to I2	I2 to I3	I3 to I4A	I4A to I4	I4 to I5A	I5A to I5	I5 to I6A	I6A to I6	I6 to I7	I7 to SF	Lap	PO to SF	SF to PI
20	T	9.3627	9.1882	13.9337	8.6394	12.9103	5.8576	16.3426	8.4778	15.8309	11.1887	5.4009	117.1328	
	S	50.029	57.732	63.075	52.324	47.108	41.904	54.236	54.527	40.226	64.168	109.830	55.322	
21	T	3.8071	7.4560	8.4028	5.4811	9.3613	4.1322	8.4462	5.8728	6.2776	10.1609	5.3541	74.7521	
	S	123.036	71.145	104.592	82.473	64.968	59.400	104.942	78.714	101.443	70.659	110.790	86.687	
22	T	3.6662	7.8264	8.7508	5.7074	9.4552	4.1996	8.5206	5.8024	6.2586	10.0432	5.4401	75.6705	
	S	127.764	67.778	100.432	79.203	64.322	58.447	104.026	79.669	101.751	71.487	109.039	85.634	
23	T	3.7314	7.6075	8.4822	5.5994	9.3677	4.1049	8.4290	5.7636	6.1768	10.0919	5.3898	74.7442	
	S	125.532	69.728	103.613	80.731	64.923	59.795	105.156	80.206	103.098	71.142	110.056	86.696	
24	T	3.7347	7.1898	8.2838	5.3592	9.3277	4.0645	8.4194	5.6829	6.2104	10.0311	5.3955	73.6990	
	S	125.421	73.779	106.094	84.349	65.202	60.390	105.276	81.345	102.541	71.573	109.940	87.925	
25	T	3.7205	7.2570	8.2042	5.4075	9.2742	4.0884	8.3949	5.8768	6.2382	10.1990	5.4351	74.0958	
	S	125.900	73.096	107.124	83.596	65.578	60.037	105.584	78.661	102.084	70.395	109.139	87.454	
26	T	4.0363	9.0649	12.6428	7.2882	10.7879	4.7221	9.6530	6.8598	7.8578				88.0578
	S	116.049	58.517	69.515	62.024	56.376	51.980	91.823	67.389	81.043				66.852

Event: USF2000 St Petersburg Grand Prix

Round 1 / 2

Track: St Petersburg Street Circuit

1.8 mile(s)

Report: Section Data Report

USF2000 Championship

Session: Race 2

March 9, 2019



Section Data for Car 8 - Eves, Braden (R)

Lap	T/SF to I1	I1 to I2	I2 to I3	I3 to I4A	I4A to I4	I4 to I5A	I5A to I5	I5 to I6A	I6A to I6	I6 to I7	I7 to SF	Lap	PO to SF	SF to PI
1	T	7.9668	11.3311	15.5785	8.8818	14.0208	6.4259	14.5272	9.4473	10.6515	14.8856	10.7616	124.4781	123.3587
	S	58.795	46.814	56.415	50.896	43.377	38.198	61.014	48.932	59.787	48.231	55.120	52.057	46.765
2	T	8.4598	10.1920	17.4258	9.9613	13.4903	5.8119	15.8972	10.4567	17.0347	19.5443	9.3310	137.6050	
	S	55.369	52.046	50.435	45.380	45.083	42.233	55.756	44.208	37.384	36.735	63.571	47.091	
3	T	4.2599	8.2758	8.8918	5.8322	9.7773	4.1081	8.4755	5.8938	6.2554	10.0674	5.3823	77.2195	
	S	109.958	64.097	98.840	77.509	62.203	59.749	104.580	78.434	101.803	71.315	110.210	83.917	
4	T	3.7391	7.3064	8.2947	5.4823	9.4366	4.1164	8.5121	5.8580	6.2063	10.1691	5.3511	74.4721	
	S	125.273	72.601	105.955	82.455	64.449	59.628	104.130	78.913	102.608	70.602	110.852	87.012	
5	T	3.7623	7.4112	8.2679	5.4544	9.4086	4.1294	8.4469	5.9113	6.1931	10.0451	5.3593	74.3895	
	S	124.501	71.575	106.298	82.877	64.641	59.441	104.934	78.202	102.827	71.473	110.683	87.109	
6	T	3.7685	7.5121	8.2599	5.3430	9.4952	4.1042	8.4508	5.8246	6.2054	9.9743	5.4034	74.3414	
	S	124.296	70.613	106.401	84.605	64.052	59.806	104.885	79.366	102.623	71.980	109.779	87.165	
7	T	3.7111	7.1809	8.2655	5.3171	9.3436	4.0879	8.4905	5.6969	6.1960	10.0071	5.3653	73.6619	
	S	126.218	73.870	106.329	85.017	65.091	60.044	104.395	81.145	102.779	71.745	110.559	87.969	
8	T	3.7011	7.0422	8.2580	5.3456	9.3147	4.1424	8.4979	5.7325	6.1937	9.9449	5.3699	73.5429	
	S	126.559	75.325	106.426	84.564	65.293	59.254	104.304	80.641	102.817	72.193	110.464	88.112	
9	T	3.7116	7.0850	8.2086	5.3454	9.3006	4.1455	8.4700	5.7169	6.2327	9.9271	5.3813	73.5247	
	S	126.201	74.870	107.066	84.567	65.392	59.210	104.647	80.861	102.174	72.323	110.230	88.134	
10	T	3.7042	7.0413	8.2345	5.3597	9.2862	4.1125	8.4686	5.6739	6.1865	10.0297	5.3903	73.4874	
	S	126.454	75.335	106.729	84.342	65.493	59.685	104.665	81.474	102.937	71.583	110.046	88.178	
11	T	3.7072	7.1182	8.2650	5.4034	9.2733	4.1118	8.4660	5.7012	6.2043	10.0370	5.3927	73.6801	
	S	126.351	74.521	106.336	83.659	65.584	59.695	104.697	81.083	102.641	71.531	109.997	87.948	
12	T	3.7102	7.0552	8.2127	5.4559	10.8632	4.4203	11.5599	8.3272	10.9533	14.9614	9.7081	95.2274	
	S	126.249	75.186	107.013	82.854	55.986	55.529	76.676	55.514	58.139	47.987	61.102	68.048	
13	T	7.4599	10.0024	16.7509	9.0228	15.4493	9.1454	16.8831	8.8495	11.0001	14.8513	9.8332	129.2479	
	S	62.790	53.033	52.467	50.100	39.366	26.839	52.500	52.237	57.892	48.343	60.324	50.136	
14	T	8.1797	9.5952	14.4728	8.8427	13.3576	6.1652	14.7621	8.9852	11.4237	16.5071	9.5186	121.8099	
	S	57.265	55.283	60.725	51.121	45.531	39.813	60.043	51.448	55.745	43.494	62.318	53.198	
15	T	7.9843	10.2054	14.2716	8.3299	13.1087	5.4656	15.4045	10.7298	15.7870	14.2331	5.4393	120.9592	
	S	58.666	51.978	61.581	54.268	46.395	44.909	57.539	43.083	40.338	50.443	109.055	53.572	
16	T	3.7523	7.4379	8.4611	5.5434	9.6863	4.2547	8.5186	5.9523	6.3036	10.2294	5.3870	75.5266	
	S	124.833	71.318	103.871	81.547	62.788	57.690	104.050	77.663	101.025	70.185	110.114	85.798	
17	T	3.7332	7.1991	8.3253	5.7661	9.6486	4.1472	8.4655	6.2395	6.3915	10.1844	5.4048	75.5052	
	S	125.471	73.683	105.565	78.397	63.033	59.186	104.703	74.088	99.635	70.496	109.751	85.822	
18	T	3.7373	7.1734	8.2512	5.4218	9.4463	4.1406	8.5735	6.8547	14.6527	16.7663	12.4009	97.4187	
	S	125.334	73.947	106.513	83.376	64.383	59.280	103.384	67.439	43.461	42.821	47.834	66.517	
19	T	10.7436	11.9881	17.5865	8.5103	13.1014	5.9879	14.5226	9.1524	10.5836	18.3445	9.9394	130.4603	
	S	43.599	44.248	49.974	53.117	46.421	40.992	61.033	50.508	60.170	39.137	59.680	49.670	

Event: USF2000 St Petersburg Grand Prix

Round 1 / 2

Track: St Petersburg Street Circuit

1.8 mile(s)

Report: Section Data Report

USF2000 Championship

Session: Race 2

March 9, 2019



Section Data for Car 8 - Eves, Braden (R)

Lap	T/SF to I1	I1 to I2	I2 to I3	I3 to I4A	I4A to I4	I4 to I5A	I5A to I5	I5 to I6A	I6A to I6	I6 to I7	I7 to SF	Lap	PO to SF	SF to PI
20	T	8.4458	10.2365	14.4552	9.1969	13.1749	5.7021	15.4677	9.9753	16.5438	11.4771	5.3726	120.0479	
	S	55.461	51.820	60.799	49.152	46.162	43.046	57.304	46.342	38.493	62.555	110.409	53.978	
21	T	3.7220	7.3626	8.3855	5.5437	9.5068	4.1507	8.4793	5.8634	6.2252	10.0755	5.3931	74.7078	
	S	125.849	72.047	104.808	81.542	63.973	59.136	104.533	78.840	102.297	71.257	109.989	86.738	
22	T	3.7109	7.0838	8.2895	5.3524	9.3867	4.1066	8.4586	5.7192	6.2062	9.9955	5.3757	73.6851	
	S	126.225	74.883	106.021	84.457	64.792	59.771	104.788	80.828	102.610	71.828	110.345	87.942	
23	T	3.7005	7.0930	8.1948	5.4761	9.3488	4.1068	8.4502	5.7592	6.2005	9.9440	5.3658	73.6397	
	S	126.580	74.786	107.247	82.549	65.055	59.768	104.893	80.267	102.704	72.200	110.549	87.996	
24	T	3.6975	7.0755	8.1990	5.4033	9.3975	4.1592	8.4373	5.7208	6.1929	10.0295	5.3779	73.6904	
	S	126.683	74.971	107.192	83.661	64.717	59.015	105.053	80.806	102.830	71.584	110.300	87.935	
25	T	3.7202	7.1164	8.2306	5.3854	9.3215	4.1036	8.4465	5.6794	6.1894	10.2940	5.4293	73.9163	
	S	125.910	74.540	106.780	83.939	65.245	59.814	104.939	81.395	102.889	69.745	109.256	87.667	
26	T	4.0915	8.4132	11.1403	6.8959	11.0489	4.7698	10.4055	7.1155	8.3804				88.1590
	S	114.483	63.050	78.890	65.553	55.045	51.460	85.182	64.967	75.989				66.775

Event: USF2000 St Petersburg Grand Prix**Round 1 / 2****Track:** St Petersburg Street Circuit**1.8 mile(s)****Report:** Section Data Report**USF2000 Championship****Session:** Race 2**March 9, 2019****Section Data for Car 90 - Cabrera, Manuel**

Lap	T/SF to I1	I1 to I2	I2 to I3	I3 to I4A	I4A to I4	I4 to I5A	I5A to I5	I5 to I6A	I6A to I6	I6 to I7	I7 to SF	Lap	PO to SF	
1	T	9.9453	12.6167	20.5011	7.9687	13.9289	6.8291	12.7243	9.0603	10.0569	15.1018	10.8796	129.6127	112.0307
	S	47.099	42.044	42.869	56.728	43.663	35.942	69.659	51.022	63.322	47.541	54.522	49.995	51.494
2	T	9.1047	9.6815	19.2087	9.0687	13.6966	4.3883	16.6243	8.8413	12.8705	18.9429	8.3503	130.7778	
	S	51.447	54.791	45.753	49.847	44.404	55.934	53.317	52.286	49.479	37.901	71.037	49.550	
3	T	4.2836	8.7246	8.9455	6.0458	10.0776	4.1893	8.4691	6.2762	6.4123	10.0857	5.4487	78.9584	
	S	109.349	60.800	98.246	74.770	60.350	58.591	104.659	73.655	99.312	71.185	108.867	82.069	
4	T	3.7845	7.3407	8.2462	5.4707	9.4477	4.1370	8.5815	5.7953	6.3074	10.1968	5.4506	74.7584	
	S	123.770	72.262	106.578	82.630	64.374	59.332	103.288	79.767	100.964	70.410	108.829	86.679	
5	T	3.7915	8.7455	8.6696	5.6870	9.5930	4.1415	8.5583	5.7905	6.3031	10.0271	5.4305	76.7376	
	S	123.542	60.655	101.373	79.488	63.399	59.267	103.568	79.833	101.033	71.601	109.232	84.444	
6	T	3.7546	7.5079	8.2708	5.5039	9.4207	4.1067	8.5713	5.7542	6.3035	10.0409	5.4338	74.6683	
	S	124.756	70.653	106.261	82.132	64.558	59.769	103.411	80.337	101.026	71.503	109.165	86.784	
7	T	3.7922	7.2179	8.2480	5.5126	9.4881	4.0413	8.5856	5.6882	6.2741	10.0224	5.4527	74.3231	
	S	123.519	73.492	106.555	82.002	64.099	60.737	103.238	81.269	101.500	71.635	108.787	87.187	
8	T	3.7628	7.1704	8.2934	5.4287	9.4875	4.0412	8.5298	5.7456	6.2871	9.9790	5.4545	74.1800	
	S	124.484	73.978	105.971	83.270	64.103	60.738	103.914	80.457	101.290	71.947	108.751	87.355	
9	T	3.7446	7.1796	8.2561	5.4017	9.3101	4.0164	8.5252	5.6820	6.2338	10.0066	5.4370	73.7931	
	S	125.089	73.884	106.450	83.686	65.325	61.113	103.970	81.357	102.156	71.748	109.101	87.813	
10	T	3.7547	7.1287	8.2689	5.3829	9.3160	4.1724	8.6688	5.6704	6.2716	9.9503	5.4542	74.0389	
	S	124.753	74.411	106.285	83.978	65.284	58.828	102.248	81.524	101.540	72.154	108.757	87.522	
11	T	3.7478	7.1160	8.2539	5.3674	9.2676	4.0605	8.5356	5.7421	6.3023	10.1262	5.4618	73.9812	
	S	124.982	74.544	106.479	84.221	65.625	60.449	103.843	80.506	101.045	70.901	108.606	87.590	
12	T	3.7596	7.0813	8.2789	5.8361	11.9528	4.6339	9.9082	7.2353	8.8132	15.4707	10.2101	93.1801	
	S	124.590	74.909	106.157	77.457	50.882	52.969	89.458	63.891	72.257	46.407	58.098	69.543	
13	T	7.3349	8.6365	18.4370	8.4861	16.2367	9.6632	15.6225	8.6688	10.6119	15.9175	9.4532	129.0683	
	S	63.860	61.420	47.668	53.269	37.457	25.401	56.736	53.326	60.010	45.105	62.749	50.206	
14	T	8.7782	9.1645	14.6847	7.8063	12.7695	6.4757	14.7218	8.9521	11.7059	16.5197	9.6224	121.2008	
	S	53.360	57.881	59.849	57.908	47.628	37.904	60.208	51.638	54.401	43.461	61.646	53.465	
15	T	8.8780	9.5784	14.5956	8.2573	12.4350	4.8891	15.7671	9.8543	14.2551	13.8371	5.3996	117.7466	
	S	52.761	55.380	60.214	54.745	48.909	50.204	56.216	46.911	44.673	51.886	109.857	55.033	
16	T	3.8212	7.6206	8.5029	5.5159	9.8416	4.3683	8.5223	6.0262	6.5194	10.4693	5.4150	76.6227	
	S	122.582	69.608	103.360	81.953	61.797	56.190	104.005	76.710	97.680	68.577	109.544	84.570	
17	T	3.7600	7.5248	8.3955	5.6042	9.5685	4.2081	8.4481	6.3740	6.5825	280.1956			
	S	124.577	70.494	104.683	80.662	63.561	58.329	104.919	72.525	96.744	2.562			

Event: USF2000 St Petersburg Grand Prix

Round 1 / 2

Track: St Petersburg Street Circuit

1.8 mile(s)

Report: Section Data Report

USF2000 Championship

Session: Race 2






March 9, 2019



Section Data for Car

Report Support Information

Section Legend	
Name	Length
SF to I1	0.130114 miles
I1 to I2	0.147348 miles
I2 to I3	0.244129 miles
I3 to I4A	0.125568 miles
I4A to I4	0.168939 miles
I4 to I5A	0.068182 miles
I5A to I5	0.246212 miles
I5 to I6A	0.128409 miles
I6A to I6	0.176894 miles
I6 to I7	0.199432 miles
I7 to SF	0.164773 miles
I3 to I4	0.294508 miles
I4 to I5	0.314394 miles
I5 to I6	0.305303 miles
Lap	1.800000 miles
PI to PO	0.296496 miles
PO to SF	1.602462 miles
SF to PI	1.635227 miles
PO to I2	0.079924 miles
I6 to PI	0.199432 miles
PO to PI	1.437689 miles

Color Legend	
	Fastest Lap
	Section Under Caution
	Section Under Green
	Section Time Data
	Section Speed Data

